

WORKSHOP REPAIR MANUAL

WIRING DIAGRAMS



Focus Wiring Diagrams

Table of Contents

PAGE 1 OF 3

Group 1 – General Information

General Information

Table of Contents	100-00-00-1
Systems Overview	100-00-01-1
Index	100-00-02-1
Introduction	100-00-03-1
Symbols	100-00-04-1
Connector Repair Procedures	100-00-05-1
Wiring Harness Overview	100-00-06-1

Group 2 – Chassis

Brake System

Hydraulic Brake Actuation	206-06-00-1
Anti-Lock Control	206-09A-00-1
Anti-Lock Control –	
Stability Assist	206-09C-00-1

Steering System

Power Steering	211-02-00-1
----------------------	-------------

Group 3 – Powertrain

Engine

Engine Cooling –	
1.4/1.6L Duratec-16V (Sigma)	303-03A-00-1
Engine Cooling –	
1.6L Duratec-16V Ti-VCT (Sigma)	303-03B-00-1
Engine Cooling –	
1.8/2.0L Duratec-HE (MI4)	303-03C-00-1
Engine Cooling –	
1.6L Duratorq-TDCi (DV) Diesel ..	303-03D-00-1
Engine Cooling –	
2.0L Duratorq-TDCi (DW) Diesel .	303-03E-00-1
Engine Cooling –	
1.8L Duratorq-TDCi (Kent) Diesel .	303-03F-00-1
Engine Cooling –	
2.5L Duratec-ST (VI5)	303-03G-00-1
Fuel Charging and Controls –	
1.4/1.6L Duratec-16V (Sigma)	303-04A-00-1
Fuel Charging and Controls –	
1.6L Duratec-16V Ti-VCT (Sigma)	303-04B-00-1
Fuel Charging and Controls –	
1.8/2.0L Duratec-HE (MI4)	303-04C-00-1

Fuel Charging and Controls –	
1.6L Duratorq-TDCi (DV) Diesel ..	303-04D-00-1
Fuel Charging and Controls –	
2.0L Duratorq-TDCi (DW) Diesel .	303-04E-00-1
Fuel Charging and Controls –	
1.8L Duratorq-TDCi (Kent) Diesel .	303-04F-00-1
Fuel Charging and Controls –	
2.5L Duratec-ST (VI5)	303-04G-00-1
Starting System –	
1.4/1.6L Duratec-16V (Sigma)	303-06A-00-1
Starting System –	
1.6L Duratec-16V Ti-VCT (Sigma)	303-06B-00-1
Starting System –	
1.8/2.0L Duratec-HE (MI4)	303-06C-00-1
Starting System –	
1.6L Duratorq-TDCi (DV) Diesel ..	303-06D-00-1
Starting System –	
2.0L Duratorq-TDCi (DW) Diesel .	303-06E-00-1
Starting System –	
1.8L Duratorq-TDCi (Kent) Diesel .	303-06F-00-1
Starting System –	
2.5L Duratec-ST (VI5)	303-06G-00-1
Engine Ignition –	
1.4/1.6L Duratec-16V (Sigma)	303-07A-00-1
Engine Ignition –	
1.6L Duratec-16V Ti-VCT (Sigma)	303-07B-00-1
Engine Ignition –	
1.8/2.0L Duratec-HE (MI4)	303-07C-00-1
Glow Plug System –	
1.6L Duratorq-TDCi (DV) Diesel ..	303-07D-00-1
Glow Plug System –	
2.0L Duratorq-TDCi (DW) Diesel .	303-07E-00-1
Glow Plug System –	
1.8L Duratorq-TDCi (Kent) Diesel .	303-07F-00-1
Engine Ignition –	
2.5L Duratec-ST (VI5)	303-07G-00-1
Electronic Engine Controls –	
1.4/1.6L Duratec-16V (Sigma)	303-14A-00-1
Electronic Engine Controls –	
1.6L Duratec-16V Ti-VCT (Sigma)	303-14B-00-1
Electronic Engine Controls –	
1.8/2.0L Duratec-HE (MI4)	303-14C-00-1
Electronic Engine Controls –	
1.6L Duratorq-TDCi (DV) Diesel ..	303-14D-00-1
Electronic Engine Controls –	
2.0L Duratorq-TDCi (DW) Diesel .	303-14E-00-1



PAGE 2 OF 3

Electronic Engine Controls –
1.8L Duratorq–TDCi (Kent) Diesel . 303-14F-00-1
Electronic Engine Controls –
2.5L Duratec–ST (VI5) 303-14G-00-1

Automatic Transmission/Transaxle
Automatic Transmission 307-01A-00-1

Manual Transmission/Transaxle, Clutch and Transfer Case
Manual Transmission 308-00-00-1

Fuel System
Speed Control 310-03-00-1

Group 4 – Electrical

Climate Control System
Heating and Ventilation 412-02A-00-1
Auxiliary Heating –
with booster heater 412-02B-00-1
Auxiliary Heating –
with PTC heater 412-02B-00-2
Air Conditioning – without EATC ... 412-03-00-1
Air Conditioning – with EATC 412-03-00-9

Instrumentation and Warning Systems
Instrument Cluster and
Panel Illumination 413-00-00-1
Instrument Cluster 413-01-00-1
Horn 413-06-00-1
Clock 413-07-00-1
Parking Aid 413-13-00-1

Battery and Charging System
Generator and Regulator –
1.4/1.6L Duratec–16V (Sigma) 414-02A-00-1
Generator and Regulator –
1.6L Duratec–16V Ti–VCT (Sigma) 414-02B-00-1
Generator and Regulator –
1.8/2.0L Duratec–HE (MI4) 414-02C-00-1
Generator and Regulator –
1.6L Duratorq–TDCi (DV) Diesel .. 414-02D-00-1
Generator and Regulator –
2.0L Duratorq–TDCi (DW) Diesel . 414-02E-00-1
Generator and Regulator –
1.8L Duratorq–TDCi (Kent) Diesel . 414-02F-00-1

Generator and Regulator –
2.5L Duratec–ST (VI5) 414-02G-00-1

Entertainment Systems
Audio Unit 415-01-00-1
Speakers 415-03-00-1

Lighting
Exterior Lighting – Headlamps 417-01-00-1
Exterior Lighting –
Headlamp leveling 417-01-00-7
Exterior Lighting – Stop Lamps ... 417-01-00-16
Exterior Lighting –
Turn Signal Lamps 417-01-00-21
Exterior Lighting –
Position and Parking Lamps 417-01-00-34
Exterior Lighting –
Licence plate illumination 417-01-00-49
Exterior Lighting – Fog lamps 417-01-00-55
Exterior Lighting –
Reversing lamps 417-01-00-59
Exterior Lighting – Trailer socket .. 417-01-00-72
Interior Lighting 417-02-00-1
Daytime Running Lamps 417-04-00-1

Electrical Distribution
Module Communications Network .. 418-00-00-1

Electronic Feature Group
Anti–Theft – Active 419-01A-00-1
Anti–Theft – Passive 419-01B-00-1
Navigation System – with DVD navigation
system with touch screen 419-07A-00-1
Navigation System –
with Travel Pilot EX 419-07B-00-1
Cellular Phone 419-08-00-1
Multifunction Electronic
Control Modules 419-10-00-1

Group 5 – Body and Paint

Body
Rear View Mirrors 501-09-00-1
Seating 501-10-00-1
Glass, Frames and Mechanisms –
without global closing 501-11-00-1
Glass, Frames and Mechanisms –
with global closing 501-11-00-3

Glass, Frames and Mechanisms –	
Heated windshield	501-11-00-11
Glass, Frames and Mechanisms –	
Heated rear window	501-11-00-12
Glass, Frames and Mechanisms –	
Heated power mirrors	501-11-00-13
Glass, Frames and Mechanisms –	
Coupé–Cabriolet	501-11-00-16
Instrument Panel and Console	501-12-00-1
Handles, Locks, Latches and Entry Systems –	
with central locking	501-14-00-1
Handles, Locks, Latches and Entry Systems –	
with double locking	501-14-00-26
Handles, Locks, Latches and Entry Systems –	
with keyless vehicle system	501-14-00-49
Handles, Locks, Latches and Entry Systems –	
Coupé–Cabriolet	501-14-00-81
Wipers and Washers	501-16-00-1
Roof Opening Panel	501-17-00-1
Convertible Top	501-18-00-1
Safety Belt System	501-20A-00-1
Supplemental Restraint System	501-20B-00-1

Group 7 – General Wiring Information

Wiring Information

Fuse and Relay Information	700-01-00-1
Power Distribution	700-02-00-1
Fuse Details	700-03-00-1
Ground Distribution	700-04-00-1
Component Location Charts	700-05-00-1
Component Location Views	700-06-00-1
Connector Views	700-07-00-1

Systems Overview

Engine Cooling
303-03A-00
303-03B-00
303-03C-00
303-03D-00
303-03E-00
303-03F-00
303-03G-00

Fuel Charging and Controls
303-04A-00
303-04B-00
303-04C-00
303-04D-00
303-04E-00
303-04F-00
303-04G-00

Starting System
303-06A-00
303-06B-00
303-06C-00
303-06E-00
303-06F-00
303-06G-00

Engine Ignition
303-07A-00
303-07B-00
303-07C-00
303-07G-00

Glow Plug System
303-07D-00
303-07E-00b
303-07F-00

Electronic Engine Controls
303-14A-00
303-14B-00
303-14C-00
303-14D-00
303-14E-00
303-14F-00
303-14G-00

Vehicle Speed Control
310-03-00

Automatic Transmission
307-01A-00-1

Manual Transmission
308-00-00-1

Generator and Regulator
414-02A-00
414-02B-00
414-02C-00
414-02D-00
414-02E-00
414-02F-00
414-02G-00

Heating and Ventilation
412-02A-00-1

Air Conditioning – without EATC
412-03-00-1

Air Conditioning – with EATC
412-03-00-9

Instrument Cluster and Panel Illumination
413-00-00-1

Instrument Cluster
413-01-00-1

Horn
413-06-00-1

Clock
413-07-00-1

Audio Unit
415-01-00-1

Speakers
415-03-00-1

Module Communications Network
418-00-00-1

Anti-Theft – Active
419-01A-00-1

Anti-Theft – Passive
419-01B-00-1

Glass, Frames and Mechanisms – Heated windshield
501-11-00-11

Wipers and Washers
501-16-00-1

Auxiliary Heating – with booster heater
412-02B-00-1

Auxiliary Heating – with PTC heater
412-02B-00-2

Navigation System – with DVD navigation system with touch screen
419-07A-00-1

Navigation System – with Travel Pilot EX
419-07B-00-1

Cellular Phone
419-08-00-1

Multifunction Electronic Control Modules
419-10-00-1

Instrument Panel and Console
501-12-00-1

Safety Belt System
501-20A-00-1

Supplemental Restraint System
501-20B-00-1

Interior Lighting
417-02-00-1

Roof Opening Panel
501-17-00-1

Convertible Top
501-18-00-1

Glass, Frames and Mechanisms – Heated rear window
501-11-00-12

Exterior Lighting – Stop Lamps
417-01-00-16

Exterior Lighting – Turn Signal Lamps
417-01-00-21

Exterior Lighting – Position and Parking Lamps
417-01-00-34

Exterior Lighting – Licence plate illumination
417-01-00-49

Exterior Lighting – Fog lamps
417-01-00-55

Exterior Lighting – Reversing lamps
417-01-00-59

Exterior Lighting – Trailer socket
417-01-00-72

Parking Aid
413-13-00-1

Seating
501-10-00-1

Glass, Frames and Mechanisms – without global closing
501-11-00-1

Glass, Frames and Mechanisms – with global closing
501-11-00-3

Handles, Locks, Latches and Entry Systems – with central locking
501-14-00-1

Handles, Locks, Latches and Entry Systems – with double locking
501-14-00-26

Handles, Locks, Latches and Entry Systems – with keyless vehicle system
501-14-00-49

Handles, Locks, Latches and Entry Systems – Coupé-Cabriolet
501-14-00-81

Exterior Lighting – Fog lamps
417-01-00-55

Exterior Lighting – Headlamps
417-01-00-1

Exterior Lighting – Headlamp leveling
417-01-00-7

Exterior Lighting – Turn Signal Lamps
417-01-00-21

Exterior Lighting – Position and Parking Lamps
417-01-00-34

Daytime Running Lamps
417-04-00-1

Hydraulic Brake Actuation
206-06-00-1

Anti-Lock Control
206-09A-00-1

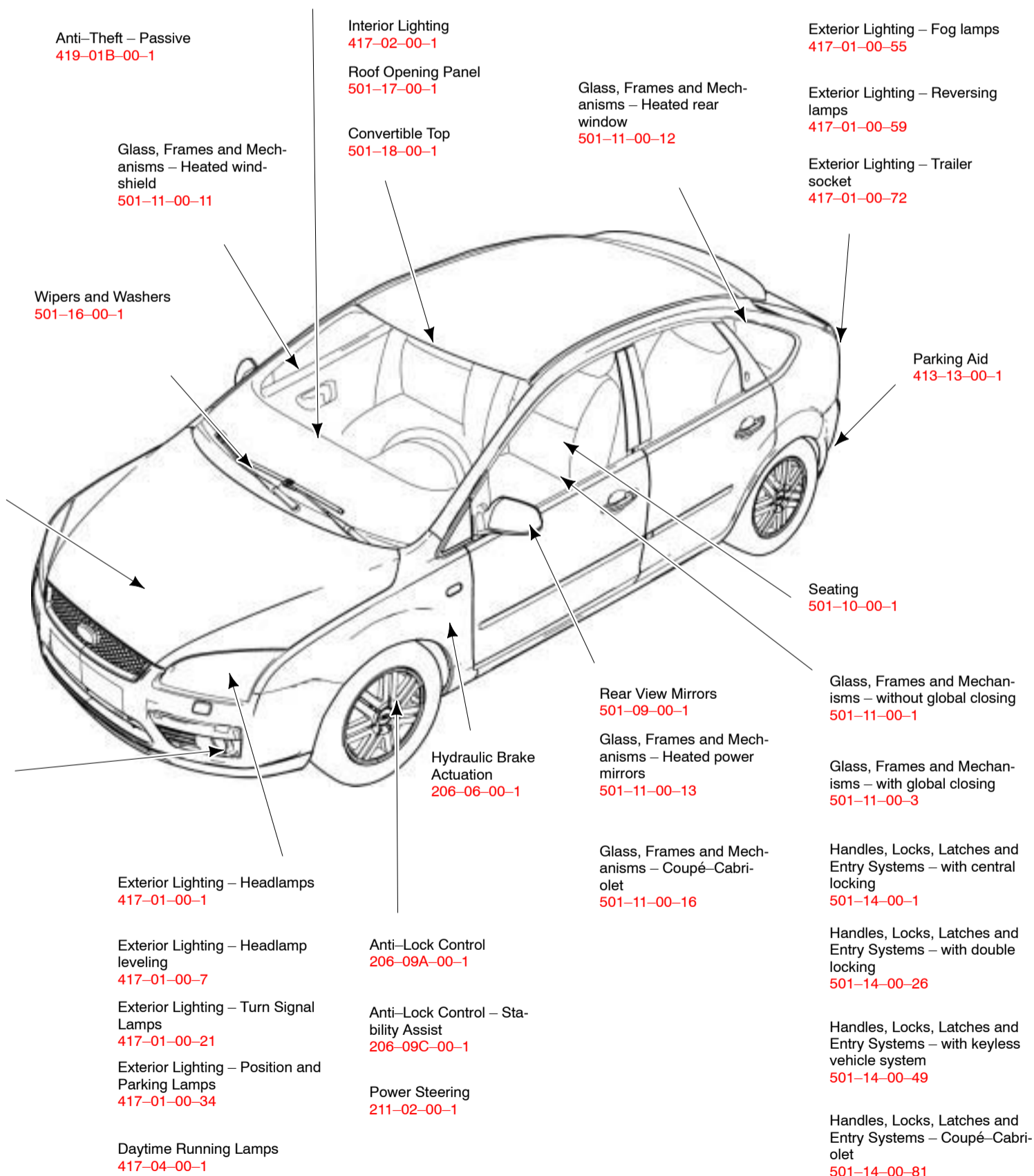
Anti-Lock Control – Stability Assist
206-09C-00-1

Power Steering
211-02-00-1

Rear View Mirrors
501-09-00-1

Glass, Frames and Mechanisms – Heated power mirrors
501-11-00-13

Glass, Frames and Mechanisms – Coupé-Cabriolet
501-11-00-16



A/C Compressor clutch, Y16	412-03-00-16
A/C Compressor clutch, Y16	412-03-00-17
A/C Compressor clutch, Y16	412-03-00-18
A/C Compressor clutch, Y16	412-03-00-19
A/C Compressor clutch, Y16	412-03-00-20
A/C Compressor clutch, Y16	412-03-00-21
A/C Compressor clutch, Y16	412-03-00-3
A/C Compressor clutch, Y16	412-03-00-4
A/C Compressor clutch, Y16	412-03-00-5
A/C Compressor clutch, Y16	412-03-00-6
A/C Compressor clutch, Y16	412-03-00-7
A/C Compressor clutch, Y16	412-03-00-8
A/C high-pressure switch, N126	303-03D-00-2
A/C high-pressure switch, N126	303-03E-00-2
A/C high-pressure switch, N126	303-03F-00-2
A/C high-pressure switch, N126	412-03-00-18
A/C high-pressure switch, N126	412-03-00-19
A/C high-pressure switch, N126	412-03-00-20
A/C high-pressure switch, N126	412-03-00-5
A/C high-pressure switch, N126	412-03-00-6
A/C high-pressure switch, N126	412-03-00-7
A/C low-pressure switch, N246	412-03-00-16
A/C low-pressure switch, N246	412-03-00-17
A/C low-pressure switch, N246	412-03-00-18
A/C low-pressure switch, N246	412-03-00-19
A/C low-pressure switch, N246	412-03-00-20
A/C low-pressure switch, N246	412-03-00-21
A/C low-pressure switch, N246	412-03-00-3
A/C low-pressure switch, N246	412-03-00-4
A/C low-pressure switch, N246	412-03-00-5
A/C low-pressure switch, N246	412-03-00-6
A/C low-pressure switch, N246	412-03-00-7
A/C low-pressure switch, N246	412-03-00-8
A/C pressure sensor, B308	303-03A-00-2
A/C pressure sensor, B308	303-03B-00-2
A/C pressure sensor, B308	303-03C-00-2
A/C pressure sensor, B308	303-03G-00-1
A/C pressure sensor, B308	303-14C-00-2
A/C pressure sensor, B308	303-14G-00-2
A/C pressure sensor, B308	412-03-00-16
A/C pressure sensor, B308	412-03-00-17
A/C pressure sensor, B308	412-03-00-21
A/C pressure sensor, B308	412-03-00-3
A/C pressure sensor, B308	412-03-00-4
A/C pressure sensor, B308	412-03-00-8
A/C Wide Open Throttle (WOT) relay, K32	412-03-00-16
A/C Wide Open Throttle (WOT) relay, K32	412-03-00-17
A/C Wide Open Throttle (WOT) relay, K32	412-03-00-18
A/C Wide Open Throttle (WOT) relay, K32	412-03-00-19

A/C Wide Open Throttle (WOT) relay, K32	412-03-00-20
A/C Wide Open Throttle (WOT) relay, K32	412-03-00-21
A/C Wide Open Throttle (WOT) relay, K32	412-03-00-3
A/C Wide Open Throttle (WOT) relay, K32	412-03-00-4
A/C Wide Open Throttle (WOT) relay, K32	412-03-00-5
A/C Wide Open Throttle (WOT) relay, K32	412-03-00-6
A/C Wide Open Throttle (WOT) relay, K32	412-03-00-7
A/C Wide Open Throttle (WOT) relay, K32	412-03-00-8
ABS module, A7	206-09A-00-1
Accelerator pedal position sensor, B129	303-14A-00-6
Accelerator pedal position sensor, B129	303-14B-00-7
Accelerator pedal position sensor, B129	303-14C-00-7
Accelerator pedal position sensor, B129	303-14D-00-7
Accelerator pedal position sensor, B129	303-14E-00-15
Accelerator pedal position sensor, B129	303-14E-00-7
Accelerator pedal position sensor, B129	303-14F-00-6
Accelerator pedal position sensor, B129	303-14G-00-6
Adaptive front lighting module, A379	417-01-00-11
Adjustable pedal motor, M236	206-06-00-2
Adjustable pedal switch, N449	206-06-00-1
Adjustable pedal switch, N449	206-06-00-2
Air Charge Temperature (ACT) sensor, B5	303-14F-00-4
Air Conditioning – with EATC	412-03-00-9
Air Conditioning – without EATC	412-03-00-1
Air temperature door motor, LH side, M100	412-03-00-13
Air temperature door motor, RH side, M101	412-03-00-13
Antenna, A151	413-07-00-1
Antenna, A151	413-07-00-2
Antenna, A151	415-01-00-1
Antenna, A151	415-01-00-4
Antenna, A151	415-01-00-7
Antenna, A151	419-07A-00-1
Antenna, A151	419-07B-00-1
Antenna, A151	419-07B-00-4
Anti-Lock Control	206-09A-00-1
Anti-Lock Control – Stability Assist	206-09C-00-1
Anti-Theft – Active	419-01A-00-1
Anti-Theft – Passive	419-01B-00-1
Anti-theft alarm horn, H5	419-01A-00-1
Audio Unit	415-01-00-1
Audio unit, A220	415-01-00-7
Audio unit, A220	415-03-00-1
Audio unit, A220	415-03-00-2
Audio unit, A220	415-03-00-3
Audio unit, A220	415-03-00-4
Audio unit, A220	415-03-00-5
Audio unit, A220	415-03-00-6
Audio unit, A220	419-07A-00-1
Audio unit, A220	419-07A-00-2

Audio/navigation system control unit, A157	413-07-00-2
Audio/navigation system control unit, A157	415-01-00-4
Audio/navigation system control unit, A157	415-03-00-1
Audio/navigation system control unit, A157	415-03-00-2
Audio/navigation system control unit, A157	415-03-00-3
Audio/navigation system control unit, A157	415-03-00-4
Audio/navigation system control unit, A157	415-03-00-5
Audio/navigation system control unit, A157	415-03-00-6
Audio/navigation system control unit, A157	419-07B-00-1
Audio/navigation system control unit, A157	419-07B-00-4
Audio/navigation system control unit, A157	419-07B-00-6
Auto-dimming interior mirror, A222	501-09-00-11
Autolamps/rain sensor module, A365	417-01-00-2
Autolamps/rain sensor module, A365	417-01-00-4
Autolamps/rain sensor module, A365	501-16-00-2
Automatic Transmission	307-01A-00-1
Auxiliary Heating – with booster heater	412-02B-00-1
Auxiliary Heating – with PTC heater	412-02B-00-2
Auxiliary IN, D81	415-01-00-3
Auxiliary IN, D81	415-01-00-6
Auxiliary IN, D81	419-07A-00-3
Auxiliary IN, D81	419-07B-00-3
Auxiliary IN, D81	419-08-00-4
Auxiliary IN, D81	419-08-00-6
Battery backed sounder, A196	419-01A-00-2
Battery Junction Box (BJB), P93	700-02-00-1
Battery Junction Box (BJB), P93	700-03-00-1
Battery, O1	414-02A-00-1
Battery, O1	414-02B-00-1
Battery, O1	414-02C-00-1
Battery, O1	414-02D-00-1
Battery, O1	414-02E-00-1
Battery, O1	414-02F-00-1
Battery, O1	414-02G-00-1
Battery, O1	700-02-00-1
Battery, O1	700-04-00-1
Blower motor control module, A97	412-03-00-11
Blower motor relay, K14	412-02A-00-1
Blower motor relay, K14	412-03-00-1
Blower motor relay, K14	412-03-00-11
Blower motor relay, K14	700-02-00-1
Blower motor resistor, R21	412-02A-00-1
Blower motor resistor, R21	412-03-00-1
Blower motor, M3	412-02A-00-1
Blower motor, M3	412-03-00-1
Blower motor, M3	412-03-00-11
Boost pressure sensor, B108	303-14D-00-3
Boost pressure sensor, B108	303-14E-00-13
Boost pressure sensor, B108	303-14E-00-5

Booster heater, R50	412-02B-00-1
Brake fluid level switch, N1	413-01-00-3
Brake pedal position switch, N82	303-06A-00-7
Brake pedal position switch, N82	303-06B-00-5
Brake pedal position switch, N82	303-06C-00-7
Brake pedal position switch, N82	303-06D-00-5
Brake pedal position switch, N82	303-06E-00-6
Brake pedal position switch, N82	303-06F-00-5
Brake pedal position switch, N82	303-06G-00-4
Brake pedal position switch, N82	310-03-00-2
Brake pedal position switch, N82	413-01-00-14
Brake pedal position switch, N82	501-14-00-50
Brake pedal position switch, N82	501-14-00-66
Brake pedal position switch, N82	501-14-00-67
Brake pedal position switch, N82	501-14-00-89
Brake pedal position switch, N82	501-14-00-99
Brake pressure switch, N249	308-00-00-2
Brake pressure switch, N249	308-00-00-4
Camshaft position sensor 1, B417	303-14G-00-3
Camshaft position sensor 2, B418	303-07G-00-2
Camshaft position sensor 2, B418	303-14G-00-3
Camshaft position sensor, B41	303-07A-00-1
Camshaft position sensor, B41	303-07C-00-1
Camshaft position sensor, B41	303-14A-00-3
Camshaft position sensor, B41	303-14C-00-3
Camshaft position sensor, B41	303-14D-00-6
Camshaft position sensor, B41	303-14E-00-14
Camshaft position sensor, B41	303-14E-00-6
Camshaft position sensor, B41	303-14F-00-5
Camshaft sensor, inlet, B159	303-07B-00-1
Camshaft sensor, inlet, B159	303-14B-00-4
Camshaft sensor, outlet, B160	303-07B-00-1
Camshaft sensor, outlet, B160	303-14B-00-4
Camshaft timing actuator, inlet, Y154	303-14B-00-4
Camshaft timing actuator, inlet, Y154	303-14G-00-4
Camshaft timing actuator, outlet, Y155	303-14B-00-4
Camshaft timing actuator, outlet, Y155	303-14G-00-4
Catalyst monitor sensor, B192	303-14A-00-1
Catalyst monitor sensor, B192	303-14C-00-1
Catalyst monitor sensor, LH side, B199	303-14B-00-1
CD changer, A144	415-01-00-3
CD changer, A144	415-01-00-6
CD changer, A144	419-07B-00-3
Cellular Phone	419-08-00-1
Cellular phone module, A218	419-07B-00-6
Cellular phone module, A218	419-08-00-1
Cellular phone module, A218	419-08-00-2
Cellular phone module, A218	419-08-00-3
Cellular phone module, A218	419-08-00-5

Cellular phone module, A218	419-08-00-6
Cellular phone module, A218	419-08-00-7
Central Junction Box (CJB), P91	419-07A-00-1
Central Junction Box (CJB), P91	419-10-00-1
Central Junction Box (CJB), P91	700-02-00-1
Central Junction Box (CJB), P91	700-03-00-45
Cigar lighter, front, R42	501-12-00-1
Cigar lighter, front, R42	501-12-00-2
Clock	413-07-00-1
Clock spring, P13	310-03-00-1
Clock spring, P13	413-06-00-1
Clock spring, P13	501-20B-00-3
Clock spring, P13	501-20B-00-9
Clutch pedal position sensor, B337	303-14G-00-6
Clutch pedal position sensor, B337	413-01-00-15
Clutch pedal position switch, N81	303-14A-00-6
Clutch pedal position switch, N81	303-14B-00-7
Clutch pedal position switch, N81	303-14C-00-7
Clutch pedal position switch, N81	303-14D-00-7
Clutch pedal position switch, N81	303-14E-00-15
Clutch pedal position switch, N81	303-14E-00-7
Clutch pedal position switch, N81	303-14F-00-6
Clutch pedal position switch, N81	303-14G-00-6
Clutch pedal position switch, N81	310-03-00-2
Component Location Charts	700-05-00-1
Component Location Views	700-06-00-1
Connector Repair Procedures	100-00-05-1
Connector Views	700-07-00-1
Convertible Top	501-18-00-1
Convertible top module, A510	501-18-00-1
Convertible top module, A510	501-18-00-3
Convertible top striker, M180	501-18-00-2
Convertible top switch, N489	501-18-00-2
Cooling fan module, A118	303-03A-00-2
Cooling fan module, A118	303-03B-00-2
Cooling fan module, A118	303-03C-00-1
Cooling fan module, A118	303-03C-00-2
Cooling fan module, A118	303-03D-00-1
Cooling fan module, A118	303-03D-00-2
Cooling fan module, A118	303-03E-00-1
Cooling fan module, A118	303-03E-00-2
Cooling fan module, A118	303-03F-00-1
Cooling fan module, A118	303-03F-00-2
Cooling fan module, A118	303-03G-00-1
Cooling fan motor, M37	303-03A-00-1
Cooling fan motor, M37	303-03B-00-1
Cooling fan relay, K45	303-03A-00-1
Cooling fan relay, K45	303-03B-00-1
Crankcase ventilation heating, R3	303-14G-00-4

Crankshaft position sensor, B43	303-07A-00-1
Crankshaft position sensor, B43	303-07B-00-1
Crankshaft position sensor, B43	303-07C-00-1
Crankshaft position sensor, B43	303-14A-00-3
Crankshaft position sensor, B43	303-14B-00-4
Crankshaft position sensor, B43	303-14C-00-3
Crankshaft position sensor, B43	303-14D-00-3
Crankshaft position sensor, B43	303-14E-00-13
Crankshaft position sensor, B43	303-14E-00-5
Crankshaft position sensor, B43	303-14F-00-4
Crankshaft position sensor, B43	303-14G-00-3
Crash sensor, B177	501-20B-00-8
Cutoff relay for rear fog lamps/parking aid, K402	417-01-00-100
Cutoff relay for rear fog lamps/parking aid, K402	417-01-00-95
Cutoff relay for rear fog lamps/parking aid, K402	417-01-00-96
Cylinder head temperature sensor, B135	303-03F-00-1
Cylinder head temperature sensor, B135	303-03F-00-2
Cylinder head temperature sensor, B135	303-14F-00-4
Data Link Connector (DLC), D20	418-00-00-1
Data Link Connector (DLC), D20	418-00-00-10
Data Link Connector (DLC), D20	418-00-00-11
Data Link Connector (DLC), D20	418-00-00-12
Data Link Connector (DLC), D20	418-00-00-2
Data Link Connector (DLC), D20	418-00-00-3
Data Link Connector (DLC), D20	418-00-00-33
Data Link Connector (DLC), D20	418-00-00-9
Daytime Running Lamps	417-04-00-1
Daytime Running Lamps (DRL) relay, K5	700-02-00-17
Defrost mode actuator, M210	412-03-00-15
Diesel particulate filter differential pressure feedback sensor, B189	303-14D-00-4
Diesel particulate filter differential pressure feedback sensor, B189	303-14E-00-14
Diesel particulate filter differential pressure feedback sensor, B189	303-14E-00-6
Discharge temperature sensor, floor, LH side, B304	412-03-00-12
Discharge temperature sensor, floor, RH side, B305	412-03-00-12
Discharge temperature sensor, panel, LH side, B306	412-03-00-12
Discharge temperature sensor, panel, RH side, B307	412-03-00-12
Diversity antenna, A198	415-01-00-7
Diversity antenna, A198	419-07A-00-1
Door control module, driver, A351	417-02-00-7
Door control module, driver, A351	419-01A-00-10
Door control module, driver, A351	419-01A-00-12
Door control module, driver, A351	419-01A-00-14
Door control module, driver, A351	419-01A-00-15
Door control module, driver, A351	419-01A-00-6
Door control module, driver, A351	419-01A-00-8
Door control module, driver, A351	501-09-00-10
Door control module, driver, A351	501-09-00-12
Door control module, driver, A351	501-09-00-3
Door control module, driver, A351	501-09-00-5

Door control module, driver, A351	501-09-00-8
Door control module, driver, A351	501-11-00-14
Door control module, driver, A351	501-11-00-16
Door control module, driver, A351	501-11-00-17
Door control module, driver, A351	501-11-00-24
Door control module, driver, A351	501-11-00-3
Door control module, driver, A351	501-11-00-7
Door control module, driver, A351	501-14-00-20
Door control module, driver, A351	501-14-00-32
Door control module, driver, A351	501-14-00-44
Door control module, driver, A351	501-14-00-8
Door control module, driver, A351	501-14-00-84
Door control module, driver, A351	501-14-00-86
Door control module, LH side rear, A353	419-01A-00-14
Door control module, LH side rear, A353	501-11-00-5
Door control module, LH side rear, A353	501-11-00-9
Door control module, LH side rear, A353	501-14-00-10
Door control module, LH side rear, A353	501-14-00-22
Door control module, LH side rear, A353	501-14-00-34
Door control module, LH side rear, A353	501-14-00-46
Door control module, passenger, A352	417-02-00-8
Door control module, passenger, A352	419-01A-00-10
Door control module, passenger, A352	419-01A-00-12
Door control module, passenger, A352	419-01A-00-14
Door control module, passenger, A352	419-01A-00-15
Door control module, passenger, A352	419-01A-00-6
Door control module, passenger, A352	419-01A-00-8
Door control module, passenger, A352	501-09-00-4
Door control module, passenger, A352	501-09-00-6
Door control module, passenger, A352	501-09-00-9
Door control module, passenger, A352	501-11-00-15
Door control module, passenger, A352	501-11-00-18
Door control module, passenger, A352	501-11-00-19
Door control module, passenger, A352	501-11-00-25
Door control module, passenger, A352	501-11-00-4
Door control module, passenger, A352	501-11-00-8
Door control module, passenger, A352	501-14-00-21
Door control module, passenger, A352	501-14-00-33
Door control module, passenger, A352	501-14-00-45
Door control module, passenger, A352	501-14-00-85
Door control module, passenger, A352	501-14-00-87
Door control module, passenger, A352	501-14-00-9
Door control module, RH side rear, A354	419-01A-00-14
Door control module, RH side rear, A354	501-11-00-10
Door control module, RH side rear, A354	501-11-00-6
Door control module, RH side rear, A354	501-14-00-11
Door control module, RH side rear, A354	501-14-00-23
Door control module, RH side rear, A354	501-14-00-35
Door control module, RH side rear, A354	501-14-00-47

Door lock unit, driver side front, A172	417-02-00-10
Door lock unit, driver side front, A172	417-02-00-13
Door lock unit, driver side front, A172	417-02-00-9
Door lock unit, driver side front, A172	419-01A-00-10
Door lock unit, driver side front, A172	419-01A-00-11
Door lock unit, driver side front, A172	419-01A-00-12
Door lock unit, driver side front, A172	419-01A-00-13
Door lock unit, driver side front, A172	419-01A-00-14
Door lock unit, driver side front, A172	419-01A-00-15
Door lock unit, driver side front, A172	419-01A-00-5
Door lock unit, driver side front, A172	419-01A-00-6
Door lock unit, driver side front, A172	419-01A-00-7
Door lock unit, driver side front, A172	419-01A-00-8
Door lock unit, driver side front, A172	419-01A-00-9
Door lock unit, driver side front, A172	501-14-00-103
Door lock unit, driver side front, A172	501-14-00-105
Door lock unit, driver side front, A172	501-14-00-14
Door lock unit, driver side front, A172	501-14-00-2
Door lock unit, driver side front, A172	501-14-00-20
Door lock unit, driver side front, A172	501-14-00-26
Door lock unit, driver side front, A172	501-14-00-32
Door lock unit, driver side front, A172	501-14-00-38
Door lock unit, driver side front, A172	501-14-00-44
Door lock unit, driver side front, A172	501-14-00-52
Door lock unit, driver side front, A172	501-14-00-58
Door lock unit, driver side front, A172	501-14-00-69
Door lock unit, driver side front, A172	501-14-00-75
Door lock unit, driver side front, A172	501-14-00-8
Door lock unit, driver side front, A172	501-14-00-84
Door lock unit, driver side front, A172	501-14-00-86
Door lock unit, driver side front, A172	501-14-00-93
Door lock unit, driver side front, A172	501-14-00-95
Door lock unit, LH rear, A275	417-02-00-10
Door lock unit, LH rear, A275	417-02-00-9
Door lock unit, LH rear, A275	419-01A-00-13
Door lock unit, LH rear, A275	419-01A-00-14
Door lock unit, LH rear, A275	501-14-00-10
Door lock unit, LH rear, A275	501-14-00-16
Door lock unit, LH rear, A275	501-14-00-22
Door lock unit, LH rear, A275	501-14-00-28
Door lock unit, LH rear, A275	501-14-00-34
Door lock unit, LH rear, A275	501-14-00-4
Door lock unit, LH rear, A275	501-14-00-40
Door lock unit, LH rear, A275	501-14-00-46
Door lock unit, LH rear, A275	501-14-00-56
Door lock unit, LH rear, A275	501-14-00-62
Door lock unit, LH rear, A275	501-14-00-73
Door lock unit, LH rear, A275	501-14-00-79
Door lock unit, liftgate, A333	417-02-00-11

Door lock unit, liftgate, A333	417-02-00-2
Door lock unit, liftgate, A333	417-02-00-4
Door lock unit, liftgate, A333	419-01A-00-1
Door lock unit, liftgate, A333	419-01A-00-2
Door lock unit, liftgate, A333	501-14-00-12
Door lock unit, liftgate, A333	501-14-00-17
Door lock unit, liftgate, A333	501-14-00-24
Door lock unit, liftgate, A333	501-14-00-29
Door lock unit, liftgate, A333	501-14-00-36
Door lock unit, liftgate, A333	501-14-00-41
Door lock unit, liftgate, A333	501-14-00-48
Door lock unit, liftgate, A333	501-14-00-5
Door lock unit, liftgate, A333	501-14-00-82
Door lock unit, passenger side front, A173	417-02-00-10
Door lock unit, passenger side front, A173	417-02-00-13
Door lock unit, passenger side front, A173	417-02-00-9
Door lock unit, passenger side front, A173	419-01A-00-10
Door lock unit, passenger side front, A173	419-01A-00-11
Door lock unit, passenger side front, A173	419-01A-00-12
Door lock unit, passenger side front, A173	419-01A-00-13
Door lock unit, passenger side front, A173	419-01A-00-14
Door lock unit, passenger side front, A173	419-01A-00-15
Door lock unit, passenger side front, A173	419-01A-00-5
Door lock unit, passenger side front, A173	419-01A-00-6
Door lock unit, passenger side front, A173	419-01A-00-7
Door lock unit, passenger side front, A173	419-01A-00-8
Door lock unit, passenger side front, A173	419-01A-00-9
Door lock unit, passenger side front, A173	501-14-00-104
Door lock unit, passenger side front, A173	501-14-00-106
Door lock unit, passenger side front, A173	501-14-00-15
Door lock unit, passenger side front, A173	501-14-00-21
Door lock unit, passenger side front, A173	501-14-00-27
Door lock unit, passenger side front, A173	501-14-00-3
Door lock unit, passenger side front, A173	501-14-00-33
Door lock unit, passenger side front, A173	501-14-00-39
Door lock unit, passenger side front, A173	501-14-00-45
Door lock unit, passenger side front, A173	501-14-00-54
Door lock unit, passenger side front, A173	501-14-00-60
Door lock unit, passenger side front, A173	501-14-00-71
Door lock unit, passenger side front, A173	501-14-00-77
Door lock unit, passenger side front, A173	501-14-00-85
Door lock unit, passenger side front, A173	501-14-00-87
Door lock unit, passenger side front, A173	501-14-00-9
Door lock unit, passenger side front, A173	501-14-00-94
Door lock unit, passenger side front, A173	501-14-00-96
Door lock unit, RH rear, A276	417-02-00-10
Door lock unit, RH rear, A276	417-02-00-9
Door lock unit, RH rear, A276	419-01A-00-13
Door lock unit, RH rear, A276	419-01A-00-14

Door lock unit, RH rear, A276	501-14-00-11
Door lock unit, RH rear, A276	501-14-00-16
Door lock unit, RH rear, A276	501-14-00-23
Door lock unit, RH rear, A276	501-14-00-28
Door lock unit, RH rear, A276	501-14-00-35
Door lock unit, RH rear, A276	501-14-00-4
Door lock unit, RH rear, A276	501-14-00-40
Door lock unit, RH rear, A276	501-14-00-47
Door lock unit, RH rear, A276	501-14-00-57
Door lock unit, RH rear, A276	501-14-00-63
Door lock unit, RH rear, A276	501-14-00-74
Door lock unit, RH rear, A276	501-14-00-80
Driver air bag unit, A42	501-20B-00-3
Driver door handle switch, N118a	501-11-00-16
Driver door handle switch, N118a	501-11-00-17
Driver seat backrest motor, M230	501-10-00-2
Driver seat height motor, M158	501-10-00-2
Driver seat horizontal motor, M227	501-10-00-2
EGR stepper motor, M251	303-14C-00-4
EGR throttle actuator, M252	303-14D-00-1
EGR throttle actuator, M252	303-14D-00-2
EGR throttle actuator, M252	303-14E-00-10
EGR throttle actuator, M252	303-14E-00-2
Electrical Hydraulic Power Assist Steering (EHPAS) module, A357	211-02-00-1
Electronic Automatic Temperature Control (EATC) module, A205	412-02B-00-3
Electronic Automatic Temperature Control (EATC) module, A205	412-03-00-9
Electronic Engine Controls – 1.4/1.6L Duratec-16V (Sigma)	303-14A-00-1
Electronic Engine Controls – 1.6L Duratec-16V Ti-VCT (Sigma)	303-14B-00-1
Electronic Engine Controls – 1.6L Duratorq-TDCi (DV) Diesel	303-14D-00-1
Electronic Engine Controls – 1.8/2.0L Duratec-HE (MI4)	303-14C-00-1
Electronic Engine Controls – 1.8L Duratorq-TDCi (Kent) Diesel	303-14F-00-1
Electronic Engine Controls – 2.0L Duratorq-TDCi (DW) Diesel	303-14E-00-1
Electronic Engine Controls – 2.5L Duratec-ST (VI5)	303-14G-00-1
Electronic Stability Program (ESP) module, A176	206-09C-00-1
Electronic Stability Program (ESP) switch, N346	206-09C-00-1
Electronic thermostat, B248	303-14B-00-5
Electronic Throttle Control (ETC) module, A464	303-14A-00-2
Electronic Throttle Control (ETC) module, A464	303-14B-00-2
Electronic Throttle Control (ETC) module, A464	303-14C-00-2
Electronic Throttle Control (ETC) module, A464	303-14G-00-2
Engine compartment switch, N21	419-01A-00-1
Engine compartment switch, N21	419-01A-00-2
Engine Coolant Temperature (ECT) sensor, B10	303-03A-00-1
Engine Coolant Temperature (ECT) sensor, B10	303-03A-00-2
Engine Coolant Temperature (ECT) sensor, B10	303-03B-00-1
Engine Coolant Temperature (ECT) sensor, B10	303-03B-00-2
Engine Coolant Temperature (ECT) sensor, B10	303-03C-00-1
Engine Coolant Temperature (ECT) sensor, B10	303-03C-00-2
Engine Coolant Temperature (ECT) sensor, B10	303-03D-00-1

Engine Coolant Temperature (ECT) sensor, B10	303-03D-00-2
Engine Coolant Temperature (ECT) sensor, B10	303-03E-00-1
Engine Coolant Temperature (ECT) sensor, B10	303-03E-00-2
Engine Coolant Temperature (ECT) sensor, B10	303-03G-00-1
Engine Coolant Temperature (ECT) sensor, B10	303-14A-00-3
Engine Coolant Temperature (ECT) sensor, B10	303-14C-00-2
Engine Coolant Temperature (ECT) sensor, B10	303-14D-00-3
Engine Coolant Temperature (ECT) sensor, B10	303-14E-00-13
Engine Coolant Temperature (ECT) sensor, B10	303-14E-00-5
Engine Coolant Temperature (ECT) sensor, B10	303-14G-00-2
Engine Cooling – 1.4/1.6L Duratec-16V (Sigma)	303-03A-00-1
Engine Cooling – 1.6L Duratec-16V Ti-VCT (Sigma)	303-03B-00-1
Engine Cooling – 1.6L Duratorq-TDCi (DV) Diesel	303-03D-00-1
Engine Cooling – 1.8/2.0L Duratec-HE (MI4)	303-03C-00-1
Engine Cooling – 1.8L Duratorq-TDCi (Kent) Diesel	303-03F-00-1
Engine Cooling – 2.0L Duratorq-TDCi (DW) Diesel	303-03E-00-1
Engine Cooling – 2.5L Duratec-ST (VI5)	303-03G-00-1
Engine Ignition – 1.4/1.6L Duratec-16V (Sigma)	303-07A-00-1
Engine Ignition – 1.6L Duratec-16V Ti-VCT (Sigma)	303-07B-00-1
Engine Ignition – 1.8/2.0L Duratec-HE (MI4)	303-07C-00-1
Engine Ignition – 2.5L Duratec-ST (VI5)	303-07G-00-1
Evaporative emission canister purge valve, Y1	303-14A-00-4
Evaporative emission canister purge valve, Y1	303-14B-00-5
Evaporative emission canister purge valve, Y1	303-14C-00-4
Evaporative emission canister purge valve, Y1	303-14G-00-4
Exhaust Gas Recirculation (EGR) valve, Y2	303-14D-00-4
Exhaust Gas Recirculation (EGR) valve, Y2	303-14E-00-14
Exhaust Gas Recirculation (EGR) valve, Y2	303-14E-00-6
Exhaust Gas Recirculation (EGR) valve, Y2	303-14F-00-5
Exterior Lighting – Fog lamps	417-01-00-55
Exterior Lighting – Headlamp leveling	417-01-00-7
Exterior Lighting – Headlamps	417-01-00-1
Exterior Lighting – Licence plate illumination	417-01-00-49
Exterior Lighting – Position and Parking Lamps	417-01-00-34
Exterior Lighting – Reversing lamps	417-01-00-59
Exterior Lighting – Stop Lamps	417-01-00-16
Exterior Lighting – Trailer socket	417-01-00-72
Exterior Lighting – Turn Signal Lamps	417-01-00-21
Exterior mirror, driver side, A355	417-01-00-25
Exterior mirror, driver side, A355	417-01-00-26
Exterior mirror, driver side, A355	417-01-00-27
Exterior mirror, driver side, A355	417-01-00-29
Exterior mirror, driver side, A355	417-01-00-32
Exterior mirror, driver side, A355	417-01-00-33
Exterior mirror, driver side, A355	417-02-00-7
Exterior mirror, driver side, A355	501-09-00-1
Exterior mirror, driver side, A355	501-09-00-13
Exterior mirror, driver side, A355	501-09-00-2
Exterior mirror, driver side, A355	501-09-00-3

Exterior mirror, driver side, A355	501-09-00-5
Exterior mirror, driver side, A355	501-09-00-7
Exterior mirror, driver side, A355	501-09-00-8
Exterior mirror, driver side, A355	501-11-00-13
Exterior mirror, driver side, A355	501-11-00-14
Exterior mirror, driver side, A355	501-11-00-24
Exterior mirror, passenger side, A356	417-01-00-25
Exterior mirror, passenger side, A356	417-01-00-26
Exterior mirror, passenger side, A356	417-01-00-27
Exterior mirror, passenger side, A356	417-01-00-30
Exterior mirror, passenger side, A356	417-01-00-31
Exterior mirror, passenger side, A356	417-01-00-33
Exterior mirror, passenger side, A356	417-02-00-8
Exterior mirror, passenger side, A356	501-09-00-1
Exterior mirror, passenger side, A356	501-09-00-12
Exterior mirror, passenger side, A356	501-09-00-2
Exterior mirror, passenger side, A356	501-09-00-4
Exterior mirror, passenger side, A356	501-09-00-6
Exterior mirror, passenger side, A356	501-09-00-7
Exterior mirror, passenger side, A356	501-09-00-9
Exterior mirror, passenger side, A356	501-11-00-13
Exterior mirror, passenger side, A356	501-11-00-15
Exterior mirror, passenger side, A356	501-11-00-25
F1	700-02-00-1
F1	700-03-00-1
F2	700-02-00-1
F2	700-03-00-2
F3	700-02-00-1
F3	700-02-00-2
F3	700-02-00-16
F3	700-02-00-17
F3	700-02-00-20
F3	700-03-00-3
F4	700-02-00-1
F4	700-03-00-4
F5	700-02-00-1
F5	700-03-00-5
F6	700-02-00-1
F6	700-02-00-11
F6	700-02-00-12
F6	700-02-00-13
F6	700-03-00-5
F7	700-02-00-1
F7	700-03-00-5
F8	700-02-00-1
F8	700-03-00-5
F9	700-02-00-1
F9	700-02-00-8
F9	700-02-00-9



F9	700-02-00-10
F9	700-02-00-11
F9	700-02-00-12
F9	700-02-00-13
F9	700-02-00-14
F9	700-03-00-6
F10	700-02-00-1
F10	700-03-00-7
F11	700-02-00-1
F11	700-02-00-3
F11	700-02-00-4
F11	700-02-00-5
F11	700-02-00-6
F11	700-02-00-7
F11	700-02-00-18
F11	700-02-00-19
F11	700-02-00-20
F11	700-03-00-8
F12	700-02-00-1
F12	700-02-00-15
F12	700-03-00-9
F13	700-02-00-1
F13	700-03-00-10
F14	700-02-00-15
F14	700-03-00-10
F15	700-02-00-1
F15	700-03-00-10
F16	700-02-00-15
F16	700-03-00-10
F17	700-02-00-1
F17	700-03-00-10
F18	700-02-00-1
F18	700-03-00-10
F19	700-02-00-3
F19	700-02-00-4
F19	700-02-00-5
F19	700-02-00-6
F19	700-02-00-7
F19	700-03-00-11
F20	700-02-00-1
F20	700-03-00-12
F21	700-02-00-1
F21	700-03-00-12
F22	700-02-00-3
F22	700-02-00-4
F22	700-02-00-5
F22	700-02-00-6
F22	700-02-00-7
F22	700-03-00-12



F23	700-02-00-1
F23	700-03-00-13
F24	700-02-00-1
F24	700-03-00-13
F25	700-02-00-3
F25	700-02-00-4
F25	700-02-00-5
F25	700-02-00-6
F25	700-02-00-7
F25	700-02-00-15
F25	700-03-00-14
F26	700-02-00-1
F26	700-03-00-15
F27	700-02-00-1
F27	700-03-00-15
F28	700-02-00-11
F28	700-02-00-12
F28	700-02-00-13
F28	700-03-00-15
F29	700-02-00-1
F29	700-03-00-16
F30	700-02-00-1
F30	700-03-00-16
F31	700-02-00-1
F31	700-03-00-17
F32	700-02-00-8
F32	700-02-00-10
F32	700-02-00-14
F32	700-03-00-17
F33	700-02-00-8
F33	700-02-00-9
F33	700-02-00-10
F33	700-02-00-11
F33	700-02-00-13
F33	700-02-00-14
F33	700-03-00-18
F33	700-03-00-19
F33	700-03-00-20
F33	700-03-00-21
F33	700-03-00-22
F33	700-03-00-23
F33	700-03-00-24
F33	700-03-00-25
F33	700-03-00-26
F33	700-03-00-27
F33	700-03-00-28
F33	700-03-00-29
F33	700-03-00-30
F34	700-02-00-8



F34	700-02-00-9
F34	700-02-00-10
F34	700-02-00-11
F34	700-02-00-12
F34	700-02-00-13
F34	700-02-00-14
F35	700-02-00-8
F35	700-02-00-9
F35	700-02-00-10
F35	700-02-00-11
F35	700-02-00-12
F35	700-02-00-13
F35	700-02-00-14
F35	700-03-00-31
F35	700-03-00-32
F35	700-03-00-33
F35	700-03-00-34
F35	700-03-00-35
F35	700-03-00-36
F35	700-03-00-37
F36	700-02-00-8
F36	700-02-00-9
F36	700-02-00-10
F36	700-02-00-11
F36	700-02-00-12
F36	700-02-00-13
F36	700-02-00-14
F36	700-03-00-38
F36	700-03-00-39
F36	700-03-00-40
F36	700-03-00-41
F36	700-03-00-42
F36	700-03-00-43
F36	700-03-00-44
F36	700-03-00-57
F100	700-02-00-3
F100	700-02-00-4
F100	700-02-00-5
F100	700-02-00-6
F100	700-02-00-7
F100	700-03-00-45
F100	700-03-00-46
F100	700-03-00-47
F101	700-02-00-1
F101	700-03-00-4
F101	700-03-00-48
F102	700-02-00-2
F102	700-03-00-3
F102	700-03-00-49





F103	700-02-00-18
F103	700-02-00-19
F103	700-02-00-20
F103	700-03-00-3
F103	700-03-00-50
F104	700-02-00-1
F104	700-03-00-4
F104	700-03-00-50
F105	700-02-00-1
F105	700-02-00-3
F105	700-02-00-4
F105	700-02-00-5
F105	700-02-00-6
F105	700-02-00-7
F105	700-03-00-4
F105	700-03-00-50
F106	700-02-00-2
F107	700-02-00-2
F107	700-03-00-3
F107	700-03-00-51
F108	700-02-00-2
F108	700-02-00-3
F108	700-02-00-4
F108	700-02-00-5
F108	700-02-00-6
F108	700-02-00-7
F108	700-03-00-52
F109	700-02-00-1
F109	700-03-00-4
F109	700-03-00-53
F110	700-02-00-3
F110	700-02-00-4
F110	700-02-00-5
F110	700-02-00-6
F110	700-02-00-7
F110	700-02-00-19
F110	700-03-00-53
F111	700-02-00-2
F111	700-03-00-3
F111	700-03-00-53
F112	700-02-00-1
F112	700-03-00-4
F112	700-03-00-54
F113	700-02-00-2
F113	700-02-00-19
F113	700-03-00-3
F113	700-03-00-54
F114	700-02-00-3
F114	700-02-00-4





F114	700-02-00-5
F114	700-02-00-6
F114	700-02-00-7
F114	700-03-00-55
F115	700-02-00-3
F115	700-02-00-4
F115	700-02-00-5
F115	700-02-00-6
F115	700-02-00-7
F115	700-02-00-17
F115	700-03-00-55
F116	700-02-00-15
F116	700-03-00-56
F117	700-02-00-18
F117	700-02-00-19
F117	700-02-00-20
F117	700-03-00-56
F118	700-02-00-1
F118	700-03-00-4
F118	700-03-00-57
F119	700-02-00-2
F119	700-03-00-3
F119	700-03-00-57
F120	700-02-00-1
F120	700-03-00-4
F120	700-03-00-57
F121	700-02-00-15
F121	700-03-00-58
F122	700-02-00-3
F122	700-02-00-4
F122	700-02-00-5
F122	700-02-00-6
F122	700-02-00-7
F122	700-03-00-58
F123	700-02-00-3
F123	700-02-00-4
F123	700-02-00-5
F123	700-02-00-6
F123	700-02-00-7
F123	700-03-00-59
F124	700-02-00-18
F124	700-02-00-19
F124	700-02-00-20
F124	700-03-00-60
F124	700-03-00-61
F124	700-03-00-62
F124	700-03-00-63
F125	700-02-00-18
F125	700-02-00-19



F125	700-02-00-20
F125	700-03-00-64
F125	700-03-00-65
F125	700-03-00-66
F125	700-03-00-67
F126	700-02-00-2
F126	700-03-00-3
F126	700-03-00-68
F127	700-02-00-15
F127	700-03-00-68
F129	700-02-00-2
F129	700-03-00-3
F129	700-03-00-68
F131	700-02-00-15
F131	700-03-00-69
F132	700-02-00-3
F132	700-02-00-4
F132	700-02-00-5
F132	700-02-00-6
F132	700-02-00-7
F132	700-03-00-69
F133	700-02-00-2
F133	700-03-00-3
F133	700-03-00-70
F134	700-02-00-2
F134	700-03-00-3
F134	700-03-00-70
F135	700-02-00-2
F135	700-02-00-17
F135	700-03-00-3
F135	700-03-00-71
F136	700-02-00-15
F136	700-03-00-71
F137	700-02-00-1
F137	700-03-00-4
F137	700-03-00-72
F138	700-02-00-3
F138	700-02-00-4
F138	700-02-00-5
F138	700-02-00-6
F138	700-02-00-7
F138	700-03-00-73
F138	700-03-00-74
F138	700-03-00-75
F138	700-03-00-76
F138	700-03-00-77
F138	700-03-00-78
F138	700-03-00-79
F139	700-02-00-16

F139	700-02-00-17
F139	700-03-00-80
F140	700-02-00-16
F140	700-02-00-17
F140	700-03-00-80
F141	700-02-00-15
F141	700-03-00-81
F142	700-02-00-16
F142	700-02-00-17
F142	700-03-00-82
F143	700-02-00-16
F143	700-02-00-17
F143	700-03-00-82
F1000	700-02-00-1
F1000	700-03-00-83
Flexible fuel module, A330	413-01-00-5
Fog lamp, LH front, E43	417-01-00-55
Fog lamp, LH front, E43	417-01-00-56
Fog lamp, LH front, E43	417-01-00-57
Fog lamp, LH front, E43	417-01-00-58
Fog lamp, RH front, E42	417-01-00-55
Fog lamp, RH front, E42	417-01-00-56
Fog lamp, RH front, E42	417-01-00-57
Fog lamp, RH front, E42	417-01-00-58
Footwell lamp, LH front, E61	417-02-00-5
Footwell lamp, RH front, E62	417-02-00-5
Fuel additive system module, A348	303-14D-00-8
Fuel additive system module, A348	303-14E-00-16
Fuel additive system module, A348	303-14E-00-8
Fuel additive system pump module, A349	303-14D-00-8
Fuel additive system pump module, A349	303-14E-00-16
Fuel additive system pump module, A349	303-14E-00-8
Fuel Charging and Controls – 1.4/1.6L Duratec–16V (Sigma)	303-04A-00-1
Fuel Charging and Controls – 1.6L Duratec–16V Ti–VCT (Sigma)	303-04B-00-1
Fuel Charging and Controls – 1.6L Duratorq–TDCi (DV) Diesel	303-04D-00-1
Fuel Charging and Controls – 1.8/2.0L Duratec–HE (MI4)	303-04C-00-1
Fuel Charging and Controls – 1.8L Duratorq–TDCi (Kent) Diesel	303-04F-00-1
Fuel Charging and Controls – 2.0L Duratorq–TDCi (DW) Diesel	303-04E-00-1
Fuel Charging and Controls – 2.5L Duratec–ST (VI5)	303-04G-00-1
Fuel filler door lock motor, M90	501-14-00-14
Fuel filler door lock motor, M90	501-14-00-19
Fuel filler door lock motor, M90	501-14-00-2
Fuel filler door lock motor, M90	501-14-00-26
Fuel filler door lock motor, M90	501-14-00-31
Fuel filler door lock motor, M90	501-14-00-38
Fuel filler door lock motor, M90	501-14-00-43
Fuel filler door lock motor, M90	501-14-00-7
Fuel filler door lock motor, M90	501-14-00-83
Fuel heater relay, K69	303-04D-00-2

100-00-02

Index

100-00-02

-20

Fuel heater relay, K69	303-04E-00-3
Fuel heater relay, K69	303-04F-00-2
Fuel heater, R32	303-04D-00-2
Fuel heater, R32	303-04E-00-3
Fuel heater, R32	303-04F-00-2
Fuel injector 1, Y108	303-04A-00-1
Fuel injector 1, Y108	303-04B-00-1
Fuel injector 1, Y108	303-04C-00-1
Fuel injector 1, Y108	303-04D-00-1
Fuel injector 1, Y108	303-04E-00-1
Fuel injector 1, Y108	303-04E-00-2
Fuel injector 1, Y108	303-04F-00-1
Fuel injector 1, Y108	303-04G-00-1
Fuel injector 2, Y109	303-04A-00-1
Fuel injector 2, Y109	303-04B-00-1
Fuel injector 2, Y109	303-04C-00-1
Fuel injector 2, Y109	303-04D-00-1
Fuel injector 2, Y109	303-04E-00-1
Fuel injector 2, Y109	303-04E-00-2
Fuel injector 2, Y109	303-04F-00-1
Fuel injector 2, Y109	303-04G-00-1
Fuel injector 3, Y110	303-04A-00-1
Fuel injector 3, Y110	303-04B-00-1
Fuel injector 3, Y110	303-04C-00-1
Fuel injector 3, Y110	303-04D-00-1
Fuel injector 3, Y110	303-04E-00-1
Fuel injector 3, Y110	303-04E-00-2
Fuel injector 3, Y110	303-04F-00-1
Fuel injector 3, Y110	303-04G-00-1
Fuel injector 4, Y111	303-04A-00-1
Fuel injector 4, Y111	303-04B-00-1
Fuel injector 4, Y111	303-04C-00-1
Fuel injector 4, Y111	303-04D-00-1
Fuel injector 4, Y111	303-04E-00-1
Fuel injector 4, Y111	303-04E-00-2
Fuel injector 4, Y111	303-04F-00-1
Fuel injector 4, Y111	303-04G-00-1
Fuel injector 5, Y112	303-04G-00-1
Fuel metering valve, Y165	303-04D-00-1
Fuel metering valve, Y165	303-04E-00-1
Fuel metering valve, Y165	303-04E-00-2
Fuel metering valve, Y165	303-04F-00-1
Fuel metering valve, Y165	303-14D-00-1
Fuel metering valve, Y165	303-14D-00-2
Fuel metering valve, Y165	303-14E-00-12
Fuel metering valve, Y165	303-14E-00-4
Fuel metering valve, Y165	303-14F-00-3
Fuel pressure solenoid valve, Y47	303-04E-00-1
Fuel pressure solenoid valve, Y47	303-04E-00-2

Fuel pressure solenoid valve, Y47	303-04F-00-1
Fuel pressure solenoid valve, Y47	303-14E-00-12
Fuel pressure solenoid valve, Y47	303-14E-00-4
Fuel pressure solenoid valve, Y47	303-14F-00-3
Fuel pressure/temperature sensor, B311	303-04G-00-1
Fuel pump relay, K4	303-14A-00-5
Fuel pump relay, K4	303-14B-00-6
Fuel pump relay, K4	303-14C-00-5
Fuel pump relay, K4	303-14C-00-6
Fuel pump relay, K4	303-14G-00-5
Fuel rail pressure transducer sensor, B225	303-04D-00-1
Fuel rail pressure transducer sensor, B225	303-04E-00-1
Fuel rail pressure transducer sensor, B225	303-04E-00-2
Fuel rail pressure transducer sensor, B225	303-04F-00-1
Fuel rail pressure transducer sensor, B225	303-14D-00-3
Fuel rail pressure transducer sensor, B225	303-14E-00-13
Fuel rail pressure transducer sensor, B225	303-14E-00-5
Fuel rail pressure transducer sensor, B225	303-14F-00-4
Fuel tank filler cap sensor, B190	303-14D-00-8
Fuel tank filler cap sensor, B190	303-14E-00-16
Fuel tank filler cap sensor, B190	303-14E-00-8
Fuel tank unit, A31	303-14A-00-5
Fuel tank unit, A31	303-14B-00-6
Fuel tank unit, A31	303-14C-00-5
Fuel tank unit, A31	303-14C-00-6
Fuel tank unit, A31	303-14G-00-5
Fuel tank unit, A31	413-01-00-4
Fuel tank unit, A31	413-01-00-5
Fuel temperature sensor, B109	303-04D-00-1
Fuel temperature sensor, B109	303-04E-00-1
Fuel temperature sensor, B109	303-04E-00-2
Fuel temperature sensor, B109	303-04F-00-1
Fuel temperature sensor, B109	303-14D-00-3
Fuel temperature sensor, B109	303-14E-00-13
Fuel temperature sensor, B109	303-14E-00-5
Fuel temperature sensor, B109	303-14F-00-4
Fuse and Relay Information	700-01-00-1
Fuse Details	700-03-00-1
G1	700-04-00-1
G6	700-04-00-2
G7	700-04-00-3
G8	700-04-00-1
G12	700-04-00-4
G12	700-04-00-5
G12	700-04-00-6
G12	700-04-00-7
G12	700-04-00-8
G12	700-04-00-9
G12	700-04-00-10



G19	700-04-00-11
G20	700-04-00-12
G20	700-04-00-13
G31	700-04-00-14
G31	700-04-00-15
G37	700-04-00-16
G39	700-04-00-12
G45	700-04-00-17
G45	700-04-00-18
G45	700-04-00-19
G45	700-04-00-20
G45	700-04-00-21
G45	700-04-00-22
G53	700-04-00-23
G53	700-04-00-24
G53	700-04-00-25
G53	700-04-00-26
G53	700-04-00-27
G53	700-04-00-28
G53	700-04-00-29
G55	700-04-00-30
G55	700-04-00-31
G56	700-04-00-32
G57	700-04-00-33
G57	700-04-00-34
G57	700-04-00-35
G57	700-04-00-36
G58	700-04-00-37
G63	700-04-00-38
G68	700-04-00-39
G68	700-04-00-40
G68	700-04-00-41
G70	700-04-00-42
G70	700-04-00-43
G70	700-04-00-44
G70	700-04-00-45
G70	700-04-00-46
G72	700-04-00-47
G74	700-04-00-48
G74	700-04-00-49
G74	700-04-00-50
G74	700-04-00-51
G75	700-04-00-52
G75	700-04-00-53
G75	700-04-00-54
G75	700-04-00-55
G75	700-04-00-56
G75	700-04-00-57
G77	700-04-00-58



G77	700-04-00-59
G77	700-04-00-60
G77	700-04-00-61
G77	700-04-00-62
G77	700-04-00-63
G77	700-04-00-64
G77	700-04-00-65
G77	700-04-00-66
G78	700-04-00-48
G78	700-04-00-49
G78	700-04-00-50
G78	700-04-00-51
G100	700-04-00-67
G101	700-04-00-68
Gearshift lever position sensor, B131	303-14G-00-5
Gearshift lever unit, N93	307-01A-00-1
Gearshift lever unit, N93	307-01A-00-3
Gearshift lever unit, N93	307-01A-00-4
Gearshift lever unit, N93	308-00-00-1
Generator and Regulator – 1.4/1.6L Duratec–16V (Sigma)	414-02A-00-1
Generator and Regulator – 1.6L Duratec–16V Ti–VCT (Sigma)	414-02B-00-1
Generator and Regulator – 1.6L Duratorq–TDCi (DV) Diesel	414-02D-00-1
Generator and Regulator – 1.8/2.0L Duratec–HE (MI4)	414-02C-00-1
Generator and Regulator – 1.8L Duratorq–TDCi (Kent) Diesel	414-02F-00-1
Generator and Regulator – 2.0L Duratorq–TDCi (DW) Diesel	414-02E-00-1
Generator and Regulator – 2.5L Duratec–ST (VI5)	414-02G-00-1
Generator, O5	414-02A-00-1
Generator, O5	414-02B-00-1
Generator, O5	414-02C-00-1
Generator, O5	414-02D-00-1
Generator, O5	414-02E-00-1
Generator, O5	414-02F-00-1
Generator, O5	414-02G-00-1
Glass, Frames and Mechanisms – Coupé–Cabriolet	501-11-00-16
Glass, Frames and Mechanisms – Heated power mirrors	501-11-00-13
Glass, Frames and Mechanisms – Heated rear window	501-11-00-12
Glass, Frames and Mechanisms – Heated windshield	501-11-00-11
Glass, Frames and Mechanisms – with global closing	501-11-00-3
Glass, Frames and Mechanisms – without global closing	501-11-00-1
Glove compartment lamp, E28	417-02-00-12
Glove compartment lamp, E28	417-02-00-5
Glow plug 1, P16	303-07D-00-1
Glow plug 1, P16	303-07E-00-1
Glow plug 1, P16	303-07E-00-2
Glow plug 1, P16	303-07E-00-3
Glow plug 2, P17	303-07D-00-1
Glow plug 2, P17	303-07E-00-1
Glow plug 2, P17	303-07E-00-2
Glow plug 2, P17	303-07E-00-3

Glow plug 3, P18	303-07D-00-1
Glow plug 3, P18	303-07E-00-1
Glow plug 3, P18	303-07E-00-2
Glow plug 3, P18	303-07E-00-3
Glow plug 4, P19	303-07D-00-1
Glow plug 4, P19	303-07E-00-1
Glow plug 4, P19	303-07E-00-2
Glow plug 4, P19	303-07E-00-3
Glow plug relay, K212	303-07D-00-1
Glow plug relay, K212	303-07E-00-1
Glow plug relay, K212	303-07E-00-2
Glow plug relay, K212	303-07E-00-3
Glow plug relay, K212	303-07F-00-1
Glow plug relay, K212	700-02-00-11
Glow plug relay, K212	700-02-00-12
Glow plug relay, K212	700-02-00-13
Glow Plug System – 1.6L Duratorq-TDCi (DV) Diesel	303-07D-00-1
Glow Plug System – 1.8L Duratorq-TDCi (Kent) Diesel	303-07F-00-1
Glow Plug System – 2.0L Duratorq-TDCi (DW) Diesel	303-07E-00-1
Glow plugs, P20	303-07F-00-1
GPS antenna, A153	413-07-00-2
GPS antenna, A153	415-01-00-4
GPS antenna, A153	415-01-00-8
GPS antenna, A153	419-07A-00-2
GPS antenna, A153	419-07B-00-1
GPS antenna, A153	419-07B-00-4
Ground Distribution	700-04-00-1
Handles, Locks, Latches and Entry Systems – Coupé-Cabriolet	501-14-00-81
Handles, Locks, Latches and Entry Systems – with central locking	501-14-00-1
Handles, Locks, Latches and Entry Systems – with double locking	501-14-00-26
Handles, Locks, Latches and Entry Systems – with keyless vehicle system	501-14-00-49
Hazard flasher switch, N49	417-01-00-21
Hazard flasher switch, N49	417-01-00-22
Headlamp cleaning relay, K34	501-16-00-6
Headlamp leveling sensor, front, B245	417-01-00-8
Headlamp leveling sensor, rear, B244	417-01-00-8
Headlamp switch, N120	413-00-00-1
Headlamp switch, N120	417-01-00-1
Headlamp switch, N120	417-01-00-100
Headlamp switch, N120	417-01-00-11
Headlamp switch, N120	417-01-00-2
Headlamp switch, N120	417-01-00-3
Headlamp switch, N120	417-01-00-34
Headlamp switch, N120	417-01-00-35
Headlamp switch, N120	417-01-00-36
Headlamp switch, N120	417-01-00-37
Headlamp switch, N120	417-01-00-38
Headlamp switch, N120	417-01-00-39
Headlamp switch, N120	417-01-00-4

Headlamp switch, N120	417-01-00-40
Headlamp switch, N120	417-01-00-41
Headlamp switch, N120	417-01-00-42
Headlamp switch, N120	417-01-00-43
Headlamp switch, N120	417-01-00-44
Headlamp switch, N120	417-01-00-45
Headlamp switch, N120	417-01-00-46
Headlamp switch, N120	417-01-00-47
Headlamp switch, N120	417-01-00-48
Headlamp switch, N120	417-01-00-49
Headlamp switch, N120	417-01-00-5
Headlamp switch, N120	417-01-00-50
Headlamp switch, N120	417-01-00-51
Headlamp switch, N120	417-01-00-52
Headlamp switch, N120	417-01-00-53
Headlamp switch, N120	417-01-00-54
Headlamp switch, N120	417-01-00-55
Headlamp switch, N120	417-01-00-56
Headlamp switch, N120	417-01-00-57
Headlamp switch, N120	417-01-00-58
Headlamp switch, N120	417-01-00-6
Headlamp switch, N120	417-01-00-7
Headlamp switch, N120	417-01-00-91
Headlamp switch, N120	417-01-00-92
Headlamp switch, N120	417-01-00-94
Headlamp switch, N120	417-01-00-95
Headlamp switch, N120	417-01-00-96
Headlamp switch, N120	417-01-00-97
Headlamp switch, N120	417-01-00-98
Headlamp switch, N120	417-01-00-99
Headlamp switch, N120	417-04-00-1
Headlamp switch, N120	417-04-00-3
Headlamp switch, N120	417-04-00-4
Headlamp switch, N120	417-04-00-6
Headlamp switch, N120	501-16-00-6
Headlamp washer pump, M5	501-16-00-6
Headlamp, LH side, E1	417-01-00-1
Headlamp, LH side, E1	417-01-00-11
Headlamp, LH side, E1	417-01-00-13
Headlamp, LH side, E1	417-01-00-2
Headlamp, LH side, E1	417-01-00-23
Headlamp, LH side, E1	417-01-00-24
Headlamp, LH side, E1	417-01-00-29
Headlamp, LH side, E1	417-01-00-35
Headlamp, LH side, E1	417-01-00-36
Headlamp, LH side, E1	417-01-00-37
Headlamp, LH side, E1	417-01-00-39
Headlamp, LH side, E1	417-01-00-40
Headlamp, LH side, E1	417-01-00-41

Headlamp, LH side, E1	417-01-00-43
Headlamp, LH side, E1	417-01-00-44
Headlamp, LH side, E1	417-01-00-45
Headlamp, LH side, E1	417-01-00-46
Headlamp, LH side, E1	417-01-00-47
Headlamp, LH side, E1	417-01-00-5
Headlamp, LH side, E1	417-01-00-7
Headlamp, LH side, E1	417-04-00-2
Headlamp, LH side, E1	417-04-00-3
Headlamp, RH side, E7	417-01-00-1
Headlamp, RH side, E7	417-01-00-12
Headlamp, RH side, E7	417-01-00-13
Headlamp, RH side, E7	417-01-00-2
Headlamp, RH side, E7	417-01-00-23
Headlamp, RH side, E7	417-01-00-24
Headlamp, RH side, E7	417-01-00-30
Headlamp, RH side, E7	417-01-00-32
Headlamp, RH side, E7	417-01-00-35
Headlamp, RH side, E7	417-01-00-36
Headlamp, RH side, E7	417-01-00-38
Headlamp, RH side, E7	417-01-00-39
Headlamp, RH side, E7	417-01-00-40
Headlamp, RH side, E7	417-01-00-41
Headlamp, RH side, E7	417-01-00-42
Headlamp, RH side, E7	417-01-00-44
Headlamp, RH side, E7	417-01-00-45
Headlamp, RH side, E7	417-01-00-46
Headlamp, RH side, E7	417-01-00-48
Headlamp, RH side, E7	417-01-00-5
Headlamp, RH side, E7	417-01-00-7
Headlamp, RH side, E7	417-04-00-2
Headlamp, RH side, E7	417-04-00-3
Heated rear window switch, N10	501-11-00-12
Heated rear window switch, N10	501-11-00-23
Heated seat backrest element, left, R12	501-10-00-3
Heated seat backrest element, left, R12	501-10-00-4
Heated seat backrest element, right, R11	501-10-00-3
Heated seat backrest element, right, R11	501-10-00-4
Heated seat cushion element, left, R14	501-10-00-3
Heated seat cushion element, left, R14	501-10-00-4
Heated seat cushion element, right, R13	501-10-00-3
Heated seat cushion element, right, R13	501-10-00-4
Heated seat module, driver side front, A224	501-10-00-3
Heated seat module, driver side front, A224	501-10-00-4
Heated seat module, passenger side front, A223	501-10-00-3
Heated seat module, passenger side front, A223	501-10-00-4
Heated seat pad resistor, driver side, R33	501-10-00-3
Heated seat pad resistor, driver side, R33	501-10-00-4
Heated seat pad resistor, passenger side, R34	501-10-00-3

Heated seat pad resistor, passenger side, R34	501-10-00-4
Heated seat switch, driver side, N171	501-10-00-3
Heated seat switch, driver side, N171	501-10-00-4
Heated seat switch, passenger side, N172	501-10-00-3
Heated seat switch, passenger side, N172	501-10-00-4
Heated windshield relay, K164	501-11-00-11
Heated windshield relay, K164	501-11-00-22
Heated windshield relay, K164	700-02-00-15
Heated windshield switch, N280	501-11-00-11
Heated windshield switch, N280	501-11-00-22
Heater control module, A128	412-02A-00-1
Heater control module, A128	412-02B-00-2
Heater control module, A128	412-03-00-1
Heating and Ventilation	412-02A-00-1
High intensity discharge headlamp control module, A350	417-01-00-8
High intensity discharge headlamp, LH side, E181	417-01-00-23
High intensity discharge headlamp, LH side, E181	417-01-00-24
High intensity discharge headlamp, LH side, E181	417-01-00-29
High intensity discharge headlamp, LH side, E181	417-01-00-3
High intensity discharge headlamp, LH side, E181	417-01-00-31
High intensity discharge headlamp, LH side, E181	417-01-00-34
High intensity discharge headlamp, LH side, E181	417-01-00-35
High intensity discharge headlamp, LH side, E181	417-01-00-36
High intensity discharge headlamp, LH side, E181	417-01-00-37
High intensity discharge headlamp, LH side, E181	417-01-00-39
High intensity discharge headlamp, LH side, E181	417-01-00-4
High intensity discharge headlamp, LH side, E181	417-01-00-40
High intensity discharge headlamp, LH side, E181	417-01-00-41
High intensity discharge headlamp, LH side, E181	417-01-00-43
High intensity discharge headlamp, LH side, E181	417-01-00-44
High intensity discharge headlamp, LH side, E181	417-01-00-45
High intensity discharge headlamp, LH side, E181	417-01-00-46
High intensity discharge headlamp, LH side, E181	417-01-00-47
High intensity discharge headlamp, LH side, E181	417-01-00-48
High intensity discharge headlamp, LH side, E181	417-01-00-6
High intensity discharge headlamp, LH side, E181	417-01-00-9
High intensity discharge headlamp, LH side, E181	417-04-00-5
High intensity discharge headlamp, LH side, E181	417-04-00-6
High intensity discharge headlamp, RH side, E182	417-01-00-10
High intensity discharge headlamp, RH side, E182	417-01-00-23
High intensity discharge headlamp, RH side, E182	417-01-00-24
High intensity discharge headlamp, RH side, E182	417-01-00-3
High intensity discharge headlamp, RH side, E182	417-01-00-30
High intensity discharge headlamp, RH side, E182	417-01-00-32
High intensity discharge headlamp, RH side, E182	417-01-00-34
High intensity discharge headlamp, RH side, E182	417-01-00-35
High intensity discharge headlamp, RH side, E182	417-01-00-36
High intensity discharge headlamp, RH side, E182	417-01-00-38
High intensity discharge headlamp, RH side, E182	417-01-00-39

High intensity discharge headlamp, RH side, E182	417-01-00-4
High intensity discharge headlamp, RH side, E182	417-01-00-40
High intensity discharge headlamp, RH side, E182	417-01-00-41
High intensity discharge headlamp, RH side, E182	417-01-00-42
High intensity discharge headlamp, RH side, E182	417-01-00-44
High intensity discharge headlamp, RH side, E182	417-01-00-45
High intensity discharge headlamp, RH side, E182	417-01-00-46
High intensity discharge headlamp, RH side, E182	417-01-00-6
High intensity discharge headlamp, RH side, E182	417-04-00-5
High intensity discharge headlamp, RH side, E182	417-04-00-6
High mounted stop lamp, E174	417-01-00-16
High mounted stop lamp, E174	417-01-00-17
High mounted stop lamp, E174	417-01-00-18
High mounted stop lamp, E174	417-01-00-19
High mounted stop lamp, E174	417-01-00-86
Horn	413-06-00-1
Horn relay, K33	413-06-00-1
Horn switch, N54	413-06-00-1
Horn, H1	413-06-00-1
Hydraulic Brake Actuation	206-06-00-1
Hydraulic module, A511	501-18-00-2
Ignition coil, cylinder 1, T6	303-07C-00-1
Ignition coil, cylinder 1, T6	303-07G-00-1
Ignition coil, cylinder 2, T7	303-07C-00-1
Ignition coil, cylinder 2, T7	303-07G-00-1
Ignition coil, cylinder 3, T8	303-07C-00-1
Ignition coil, cylinder 3, T8	303-07G-00-1
Ignition coil, cylinder 4, T9	303-07C-00-1
Ignition coil, cylinder 4, T9	303-07G-00-1
Ignition coil, cylinder 5, T30	303-07G-00-1
Ignition coil, T1	303-07A-00-1
Ignition coil, T1	303-07B-00-1
Ignition relay 2, K258	303-06A-00-5
Ignition relay 2, K258	303-06B-00-3
Ignition relay 2, K258	303-06C-00-5
Ignition relay 2, K258	303-06D-00-3
Ignition relay 2, K258	303-06E-00-4
Ignition relay 2, K258	303-06F-00-3
Ignition relay 2, K258	303-06G-00-2
Ignition relay 2, K258	700-02-00-7
Ignition relay, K41	700-02-00-15
Ignition switch, N278	700-02-00-3
Ignition switch, N278	700-02-00-4
Ignition switch, N278	700-02-00-5
Ignition switch, N278	700-02-00-6
In-vehicle temperature sensor, B206	412-03-00-12
Index	100-00-02-1
Inertia Fuel Shutoff (IFS) switch, N316	303-14A-00-5
Inertia Fuel Shutoff (IFS) switch, N316	303-14B-00-6

Inertia Fuel Shutoff (IFS) switch, N316	303-14C-00-5
Inertia Fuel Shutoff (IFS) switch, N316	303-14C-00-6
Inertia Fuel Shutoff (IFS) switch, N316	303-14G-00-5
Inlet air control valve solenoid, Y218	303-14C-00-4
Instrument Cluster	413-01-00-1
Instrument Cluster and Panel Illumination	413-00-00-1
Instrument cluster, A30	413-01-00-1
Instrument cluster, A30	413-01-00-2
Instrument cluster, A30	501-14-00-88
Instrument Panel and Console	501-12-00-1
Intake Air Temperature (IAT) sensor, B213	303-14D-00-3
Intake Air Temperature (IAT) sensor, B213	303-14E-00-13
Intake Air Temperature (IAT) sensor, B213	303-14E-00-5
Intercooler bypass solenoid valve, Y185	303-14E-00-4
Intercooler outlet motor, M163	303-14D-00-6
Interior lamp, front, E18	417-02-00-1
Interior lamp, front, E18	417-02-00-11
Interior lamp, front, E18	417-02-00-12
Interior lamp, front, E18	417-02-00-2
Interior lamp, front, E18	417-02-00-3
Interior lamp, rear, E19	417-02-00-3
Interior Lighting	417-02-00-1
Interior scan switch, N507	419-01A-00-3
Interior scan switch, N507	419-01A-00-4
Interior scan switch, N507	501-09-00-10
Interior scan switch, N507	501-14-00-59
Interior scan switch, N507	501-14-00-91
Introduction	100-00-03-1
Keyless vehicle antenna, centre console, A387	303-06A-00-8
Keyless vehicle antenna, centre console, A387	303-06B-00-6
Keyless vehicle antenna, centre console, A387	303-06C-00-8
Keyless vehicle antenna, centre console, A387	303-06D-00-6
Keyless vehicle antenna, centre console, A387	303-06E-00-7
Keyless vehicle antenna, centre console, A387	303-06F-00-6
Keyless vehicle antenna, centre console, A387	303-06G-00-5
Keyless vehicle antenna, centre console, A387	501-14-00-100
Keyless vehicle antenna, centre console, A387	501-14-00-51
Keyless vehicle antenna, centre console, A387	501-14-00-68
Keyless vehicle antenna, centre console, A387	501-14-00-90
Keyless vehicle antenna, dash panel, A388	303-06A-00-8
Keyless vehicle antenna, dash panel, A388	303-06B-00-6
Keyless vehicle antenna, dash panel, A388	303-06C-00-8
Keyless vehicle antenna, dash panel, A388	303-06D-00-6
Keyless vehicle antenna, dash panel, A388	303-06E-00-7
Keyless vehicle antenna, dash panel, A388	303-06F-00-6
Keyless vehicle antenna, dash panel, A388	303-06G-00-5
Keyless vehicle antenna, dash panel, A388	501-14-00-100
Keyless vehicle antenna, dash panel, A388	501-14-00-51
Keyless vehicle antenna, dash panel, A388	501-14-00-68

Keyless vehicle antenna, dash panel, A388	501-14-00-90
Keyless vehicle antenna, LH front door, A384	501-14-00-101
Keyless vehicle antenna, LH front door, A384	501-14-00-102
Keyless vehicle antenna, LH front door, A384	501-14-00-53
Keyless vehicle antenna, LH front door, A384	501-14-00-61
Keyless vehicle antenna, LH front door, A384	501-14-00-70
Keyless vehicle antenna, LH front door, A384	501-14-00-78
Keyless vehicle antenna, LH front door, A384	501-14-00-91
Keyless vehicle antenna, LH front door, A384	501-14-00-92
Keyless vehicle antenna, luggage compartment, A386	303-06A-00-8
Keyless vehicle antenna, luggage compartment, A386	303-06B-00-6
Keyless vehicle antenna, luggage compartment, A386	303-06C-00-8
Keyless vehicle antenna, luggage compartment, A386	303-06D-00-6
Keyless vehicle antenna, luggage compartment, A386	303-06E-00-7
Keyless vehicle antenna, luggage compartment, A386	303-06F-00-6
Keyless vehicle antenna, luggage compartment, A386	303-06G-00-5
Keyless vehicle antenna, luggage compartment, A386	501-14-00-100
Keyless vehicle antenna, luggage compartment, A386	501-14-00-51
Keyless vehicle antenna, luggage compartment, A386	501-14-00-68
Keyless vehicle antenna, luggage compartment, A386	501-14-00-90
Keyless vehicle antenna, rear bumper, A385	501-14-00-100
Keyless vehicle antenna, rear bumper, A385	501-14-00-51
Keyless vehicle antenna, rear bumper, A385	501-14-00-68
Keyless vehicle antenna, rear bumper, A385	501-14-00-90
Keyless vehicle antenna, RH front door, A383	501-14-00-101
Keyless vehicle antenna, RH front door, A383	501-14-00-102
Keyless vehicle antenna, RH front door, A383	501-14-00-55
Keyless vehicle antenna, RH front door, A383	501-14-00-59
Keyless vehicle antenna, RH front door, A383	501-14-00-72
Keyless vehicle antenna, RH front door, A383	501-14-00-76
Keyless vehicle antenna, RH front door, A383	501-14-00-91
Keyless vehicle antenna, RH front door, A383	501-14-00-92
Keyless vehicle clutch pedal position switch, N398	303-06A-00-7
Keyless vehicle clutch pedal position switch, N398	303-06B-00-5
Keyless vehicle clutch pedal position switch, N398	303-06C-00-7
Keyless vehicle clutch pedal position switch, N398	303-06D-00-5
Keyless vehicle clutch pedal position switch, N398	303-06E-00-6
Keyless vehicle clutch pedal position switch, N398	303-06F-00-5
Keyless vehicle clutch pedal position switch, N398	303-06G-00-4
Keyless vehicle clutch pedal position switch, N398	308-00-00-3
Keyless vehicle clutch pedal position switch, N398	413-01-00-8
Keyless vehicle clutch pedal position switch, N398	501-14-00-50
Keyless vehicle clutch pedal position switch, N398	501-14-00-66
Keyless vehicle clutch pedal position switch, N398	501-14-00-67
Keyless vehicle clutch pedal position switch, N398	501-14-00-89
Keyless vehicle clutch pedal position switch, N398	501-14-00-99
Keyless vehicle door lock switch, driver side front, N503	501-14-00-101
Keyless vehicle door lock switch, driver side front, N503	501-14-00-53
Keyless vehicle door lock switch, driver side front, N503	501-14-00-59

Keyless vehicle door lock switch, driver side front, N503	501-14-00-70
Keyless vehicle door lock switch, driver side front, N503	501-14-00-76
Keyless vehicle door lock switch, driver side front, N503	501-14-00-91
Keyless vehicle door lock switch, passenger side front, N504	501-14-00-102
Keyless vehicle door lock switch, passenger side front, N504	501-14-00-55
Keyless vehicle door lock switch, passenger side front, N504	501-14-00-61
Keyless vehicle door lock switch, passenger side front, N504	501-14-00-72
Keyless vehicle door lock switch, passenger side front, N504	501-14-00-78
Keyless vehicle door lock switch, passenger side front, N504	501-14-00-92
Keyless vehicle door unlock switch, driver side front, N399	501-14-00-101
Keyless vehicle door unlock switch, driver side front, N399	501-14-00-53
Keyless vehicle door unlock switch, driver side front, N399	501-14-00-59
Keyless vehicle door unlock switch, driver side front, N399	501-14-00-70
Keyless vehicle door unlock switch, driver side front, N399	501-14-00-76
Keyless vehicle door unlock switch, driver side front, N399	501-14-00-91
Keyless vehicle door unlock switch, LH rear, N501	501-14-00-56
Keyless vehicle door unlock switch, LH rear, N501	501-14-00-62
Keyless vehicle door unlock switch, LH rear, N501	501-14-00-73
Keyless vehicle door unlock switch, LH rear, N501	501-14-00-79
Keyless vehicle door unlock switch, passenger side front, N500	501-14-00-102
Keyless vehicle door unlock switch, passenger side front, N500	501-14-00-55
Keyless vehicle door unlock switch, passenger side front, N500	501-14-00-61
Keyless vehicle door unlock switch, passenger side front, N500	501-14-00-72
Keyless vehicle door unlock switch, passenger side front, N500	501-14-00-78
Keyless vehicle door unlock switch, passenger side front, N500	501-14-00-92
Keyless vehicle door unlock switch, RH rear, N502	501-14-00-57
Keyless vehicle door unlock switch, RH rear, N502	501-14-00-63
Keyless vehicle door unlock switch, RH rear, N502	501-14-00-74
Keyless vehicle door unlock switch, RH rear, N502	501-14-00-80
Keyless vehicle global unlock switch, N505	501-14-00-53
Keyless vehicle global unlock switch, N505	501-14-00-59
Keyless vehicle global unlock switch, N505	501-14-00-70
Keyless vehicle global unlock switch, N505	501-14-00-91
Keyless vehicle liftgate release switch, N506	501-14-00-50
Keyless vehicle liftgate release switch, N506	501-14-00-66
Keyless vehicle liftgate release switch, N506	501-14-00-89
Keyless vehicle liftgate release switch, N506	501-14-00-99
Keyless vehicle module, A391	419-01B-00-2
Keyless vehicle module, A391	501-14-00-49
Keyless vehicle module, A391	501-14-00-63
Keyless vehicle module, A391	501-14-00-64
Keyless vehicle module, A391	501-14-00-66
Keyless vehicle module, A391	501-14-00-67
Keyless vehicle module, A391	501-14-00-75
Keyless vehicle module, A391	501-14-00-88
Keyless vehicle module, A391	501-14-00-97
Keyless vehicle module, A391	501-14-00-98
Keyless vehicle module, A391	501-14-00-99
Knock sensor 1, B105	303-07B-00-1

Knock sensor 1, B105	303-07G-00-2
Knock sensor 1, B105	303-14B-00-4
Knock sensor 1, B105	303-14G-00-3
Knock sensor 2, B106	303-07B-00-1
Knock sensor 2, B106	303-07G-00-2
Knock sensor 2, B106	303-14B-00-4
Knock sensor 2, B106	303-14G-00-3
Knock sensor, B45	303-07A-00-1
Knock sensor, B45	303-07C-00-1
Knock sensor, B45	303-14A-00-3
Knock sensor, B45	303-14C-00-3
Knock sensor, B45	303-14F-00-5
Licence plate lamp, LH side, E34	417-01-00-49
Licence plate lamp, LH side, E34	417-01-00-50
Licence plate lamp, LH side, E34	417-01-00-51
Licence plate lamp, LH side, E34	417-01-00-52
Licence plate lamp, LH side, E34	417-01-00-53
Licence plate lamp, LH side, E34	417-01-00-54
Licence plate lamp, LH side, E34	417-04-00-2
Licence plate lamp, LH side, E34	417-04-00-5
Licence plate lamp, RH side, E35	417-01-00-49
Licence plate lamp, RH side, E35	417-01-00-50
Licence plate lamp, RH side, E35	417-01-00-51
Licence plate lamp, RH side, E35	417-01-00-52
Licence plate lamp, RH side, E35	417-01-00-53
Licence plate lamp, RH side, E35	417-01-00-54
Licence plate lamp, RH side, E35	417-04-00-2
Licence plate lamp, RH side, E35	417-04-00-5
Licence plate lamps, E14	417-01-00-49
Licence plate lamps, E14	417-01-00-53
Liftgate lamp assembly, LH side, E104	417-01-00-100
Liftgate lamp assembly, LH side, E104	417-01-00-105
Liftgate lamp assembly, LH side, E104	417-01-00-58
Liftgate lamp assembly, LH side, E104	417-01-00-69
Liftgate lamp assembly, LH side, E104	417-01-00-70
Liftgate lamp assembly, LH side, E104	417-01-00-71
Liftgate lamp assembly, LH side, E104	417-01-00-94
Liftgate lamp assembly, RH side, E108	417-01-00-100
Liftgate lamp assembly, RH side, E108	417-01-00-105
Liftgate lamp assembly, RH side, E108	417-01-00-58
Liftgate lamp assembly, RH side, E108	417-01-00-69
Liftgate lamp assembly, RH side, E108	417-01-00-70
Liftgate lamp assembly, RH side, E108	417-01-00-71
Liftgate lamp assembly, RH side, E108	417-01-00-94
Liftgate switch, N265	501-14-00-12
Liftgate switch, N265	501-14-00-17
Liftgate switch, N265	501-14-00-24
Liftgate switch, N265	501-14-00-29
Liftgate switch, N265	501-14-00-36

Liftgate switch, N265	501-14-00-41
Liftgate switch, N265	501-14-00-48
Liftgate switch, N265	501-14-00-5
Liftgate switch, N265	501-14-00-67
Liftgate/luggage compartment lid release switch, N155	501-14-00-12
Liftgate/luggage compartment lid release switch, N155	501-14-00-17
Liftgate/luggage compartment lid release switch, N155	501-14-00-24
Liftgate/luggage compartment lid release switch, N155	501-14-00-29
Liftgate/luggage compartment lid release switch, N155	501-14-00-36
Liftgate/luggage compartment lid release switch, N155	501-14-00-41
Liftgate/luggage compartment lid release switch, N155	501-14-00-48
Liftgate/luggage compartment lid release switch, N155	501-14-00-5
Liftgate/luggage compartment lid release switch, N155	501-14-00-50
Liftgate/luggage compartment lid release switch, N155	501-14-00-66
Liftgate/luggage compartment lid release switch, N155	501-14-00-82
Liftgate/luggage compartment lid release switch, N155	501-14-00-89
Liftgate/luggage compartment lid release switch, N155	501-14-00-99
Low cleaning water level switch, N89	413-01-00-9
Luggage compartment lamp, E57	417-02-00-11
Luggage compartment lamp, E57	417-02-00-2
Luggage compartment lamp, E57	417-02-00-4
Manifold Absolute Pressure (MAP) sensor, B2	303-14F-00-4
Manual Transmission	308-00-00-1
Mass Air Flow (MAF) sensor, B22	303-14B-00-3
Mass Air Flow (MAF) sensor, B22	303-14D-00-5
Mass Air Flow (MAF) sensor, B22	303-14E-00-11
Mass Air Flow (MAF) sensor, B22	303-14E-00-3
Mass Air Flow (MAF) sensor, B22	303-14F-00-2
Mass Air Flow (MAF) sensor, B22	303-14G-00-4
MD4 motor, M181	501-18-00-3
Metering pump, additional heater, M121	412-02B-00-1
Microphone, A164	419-07B-00-6
Microphone, A164	419-07B-00-7
Microphone, A164	419-08-00-1
Microphone, A164	419-08-00-3
Microphone, A164	419-08-00-5
Microphone, A164	419-08-00-7
Minor gauge cluster, A76	413-01-00-16
Module Communications Network	418-00-00-1
Multifunction Electronic Control Modules	419-10-00-1
Navigation System – with DVD navigation system with touch screen	419-07A-00-1
Navigation System – with Travel Pilot EX	419-07B-00-1
Navigation system main unit, A182	419-07A-00-2
Occupancy sensor, passenger seat, B242	413-01-00-7
Occupancy sensor, passenger seat, B242	413-01-00-8
Occupancy sensor, passenger seat, B242	501-20A-00-1
Oil pressure switch, N17	303-14G-00-3
Oil pressure switch, N17	413-01-00-1
Oil pressure switch, N17	413-01-00-2

Output Shaft Speed (OSS) sensor, B110	307-01A-00-5
Outside air temperature sensor, B73	412-02B-00-1
Outside air temperature sensor, B73	412-02B-00-2
Outside air temperature sensor, B73	412-02B-00-3
Outside air temperature sensor, B73	413-01-00-3
Outside air temperature sensor, B73	419-10-00-3
Panel/floor mode actuator, M250	412-03-00-15
Parking Aid	413-13-00-1
Parking aid module, A265	413-13-00-1
Parking aid module, A265	417-01-00-101
Parking aid sensor, rear, inner left, B169	413-13-00-2
Parking aid sensor, rear, inner right, B170	413-13-00-2
Parking aid sensor, rear, outer left, B168	413-13-00-2
Parking aid sensor, rear, outer right, B171	413-13-00-2
Parking aid speaker, rear, Y163	413-13-00-2
Parking brake switch, N63	413-01-00-3
Passenger Air bag Deactivation (PAD) switch, N475	501-20B-00-1
Passenger Air bag Deactivation (PAD) switch, N475	501-20B-00-7
Passenger air bag deactivation indicator, E224	501-20B-00-1
Passenger air bag deactivation indicator, E224	501-20B-00-7
Passenger air bag unit, A43	501-20B-00-10
Passenger air bag unit, A43	501-20B-00-4
Passenger door handle switch, N119a	501-11-00-18
Passenger door handle switch, N119a	501-11-00-19
Passive anti-theft system transceiver module, A102	303-06A-00-8
Passive anti-theft system transceiver module, A102	303-06B-00-6
Passive anti-theft system transceiver module, A102	303-06C-00-8
Passive anti-theft system transceiver module, A102	303-06D-00-6
Passive anti-theft system transceiver module, A102	303-06E-00-7
Passive anti-theft system transceiver module, A102	303-06F-00-6
Passive anti-theft system transceiver module, A102	303-06G-00-5
Passive anti-theft system transceiver module, A102	419-01B-00-1
Passive anti-theft system transceiver module, A102	419-01B-00-2
Phone hand unit, A178	419-08-00-2
Post-catalyst exhaust gas temperature sensor, B188	303-14D-00-4
Post-catalyst exhaust gas temperature sensor, B188	303-14E-00-14
Post-catalyst exhaust gas temperature sensor, B188	303-14E-00-6
Post-catalyst heated oxygen sensor (HO2S), B90	303-14G-00-1
Power Distribution	700-02-00-1
Power hold relay, K13	303-14A-00-1
Power hold relay, K13	303-14A-00-4
Power hold relay, K13	303-14B-00-1
Power hold relay, K13	303-14B-00-3
Power hold relay, K13	303-14B-00-4
Power hold relay, K13	303-14B-00-5
Power hold relay, K13	303-14C-00-1
Power hold relay, K13	303-14C-00-4
Power hold relay, K13	303-14D-00-1
Power hold relay, K13	303-14D-00-2

Power hold relay, K13	303-14D-00-5
Power hold relay, K13	303-14D-00-6
Power hold relay, K13	303-14E-00-1
Power hold relay, K13	303-14E-00-10
Power hold relay, K13	303-14E-00-11
Power hold relay, K13	303-14E-00-12
Power hold relay, K13	303-14E-00-2
Power hold relay, K13	303-14E-00-3
Power hold relay, K13	303-14E-00-4
Power hold relay, K13	303-14E-00-9
Power hold relay, K13	303-14F-00-1
Power hold relay, K13	303-14F-00-2
Power hold relay, K13	303-14F-00-3
Power hold relay, K13	303-14G-00-1
Power hold relay, K13	303-14G-00-4
Power hold relay, K13	700-02-00-10
Power hold relay, K13	700-02-00-11
Power hold relay, K13	700-02-00-12
Power hold relay, K13	700-02-00-13
Power hold relay, K13	700-02-00-14
Power hold relay, K13	700-02-00-8
Power hold relay, K13	700-02-00-9
Power mirror fold module, A148	501-09-00-7
Power mirror fold switch, N279	501-09-00-10
Power mirror fold switch, N279	501-09-00-7
Power point 2, O10	501-12-00-1
Power point 2, O10	501-12-00-2
Power point, rear, O21	501-12-00-2
Power Steering	211-02-00-1
Power steering pressure switch, N96	303-14A-00-2
Power steering pressure switch, N96	303-14B-00-2
Power window module, LH rear, A508	501-11-00-20
Power window module, RH rear, A509	501-11-00-21
Powertrain control module (PCM), A147	303-04G-00-1
Powertrain control module (PCM), A147	303-14A-00-1
Powertrain control module (PCM), A147	303-14B-00-1
Powertrain control module (PCM), A147	303-14C-00-1
Powertrain control module (PCM), A147	303-14D-00-1
Powertrain control module (PCM), A147	303-14D-00-2
Powertrain control module (PCM), A147	303-14E-00-1
Powertrain control module (PCM), A147	303-14E-00-9
Powertrain control module (PCM), A147	303-14F-00-1
Powertrain control module (PCM), A147	303-14G-00-1
Powertrain control module (PCM), A147	303-14G-00-4
Pre-catalyst exhaust gas temperature sensor, B187	303-14D-00-4
Pre-catalyst exhaust gas temperature sensor, B187	303-14E-00-14
Pre-catalyst exhaust gas temperature sensor, B187	303-14E-00-6
Pre-catalyst heated oxygen sensor (HO2S), B89	303-14A-00-1
Pre-catalyst heated oxygen sensor (HO2S), B89	303-14C-00-1

Pre-catalyst heated oxygen sensor (HO2S), B89	303-14G-00-1
Pre-catalyst heated oxygen sensor (HO2S), LH, B47	303-14B-00-1
PTC Heater, R44	412-02B-00-2
PTC Heater, R44	412-02B-00-3
Radio remote control switch, N214	415-01-00-2
Radio remote control switch, N214	415-01-00-5
Radio remote control switch, N214	415-01-00-9
Radio remote control switch, N214	419-07A-00-3
Radio remote control switch, N214	419-07B-00-2
Radio remote control switch, N214	419-07B-00-5
Radio remote control switch, N214	419-08-00-1
Radio remote control switch, N214	419-08-00-3
Radio, A11	413-07-00-1
Radio, A11	415-01-00-1
Radio, A11	415-03-00-1
Radio, A11	415-03-00-2
Radio, A11	415-03-00-3
Radio, A11	415-03-00-4
Radio, A11	415-03-00-5
Radio, A11	415-03-00-6
Rear fog lamp cutoff relay, K125	417-01-00-91
Rear fog lamp cutoff relay, K125	417-01-00-92
Rear fog lamp cutoff relay, K125	417-01-00-93
Rear fog lamp cutoff relay, K125	417-01-00-94
Rear fog lamp cutoff relay, K125	417-01-00-97
Rear fog lamp cutoff relay, K125	417-01-00-98
Rear fog lamp cutoff relay, K125	417-01-00-99
Rear fog lamp, E52	417-01-00-55
Rear fog lamp, E52	417-01-00-91
Rear fog lamp, E52	417-01-00-95
Rear fog lamp, E52	417-01-00-96
Rear lamp assembly, LH side, E9	417-01-00-102
Rear lamp assembly, LH side, E9	417-01-00-104
Rear lamp assembly, LH side, E9	417-01-00-16
Rear lamp assembly, LH side, E9	417-01-00-17
Rear lamp assembly, LH side, E9	417-01-00-18
Rear lamp assembly, LH side, E9	417-01-00-19
Rear lamp assembly, LH side, E9	417-01-00-25
Rear lamp assembly, LH side, E9	417-01-00-26
Rear lamp assembly, LH side, E9	417-01-00-27
Rear lamp assembly, LH side, E9	417-01-00-29
Rear lamp assembly, LH side, E9	417-01-00-31
Rear lamp assembly, LH side, E9	417-01-00-34
Rear lamp assembly, LH side, E9	417-01-00-35
Rear lamp assembly, LH side, E9	417-01-00-36
Rear lamp assembly, LH side, E9	417-01-00-37
Rear lamp assembly, LH side, E9	417-01-00-39
Rear lamp assembly, LH side, E9	417-01-00-40
Rear lamp assembly, LH side, E9	417-01-00-41

Rear lamp assembly, LH side, E9	417-01-00-43
Rear lamp assembly, LH side, E9	417-01-00-44
Rear lamp assembly, LH side, E9	417-01-00-45
Rear lamp assembly, LH side, E9	417-01-00-46
Rear lamp assembly, LH side, E9	417-01-00-47
Rear lamp assembly, LH side, E9	417-01-00-60
Rear lamp assembly, LH side, E9	417-01-00-61
Rear lamp assembly, LH side, E9	417-01-00-63
Rear lamp assembly, LH side, E9	417-01-00-64
Rear lamp assembly, LH side, E9	417-01-00-66
Rear lamp assembly, LH side, E9	417-01-00-67
Rear lamp assembly, LH side, E9	417-01-00-80
Rear lamp assembly, LH side, E9	417-01-00-81
Rear lamp assembly, LH side, E9	417-01-00-83
Rear lamp assembly, LH side, E9	417-01-00-84
Rear lamp assembly, LH side, E9	417-01-00-85
Rear lamp assembly, LH side, E9	417-01-00-87
Rear lamp assembly, LH side, E9	417-01-00-88
Rear lamp assembly, LH side, E9	417-01-00-89
Rear lamp assembly, LH side, E9	417-01-00-92
Rear lamp assembly, LH side, E9	417-01-00-93
Rear lamp assembly, LH side, E9	417-01-00-97
Rear lamp assembly, LH side, E9	417-01-00-98
Rear lamp assembly, RH side, E10	417-01-00-102
Rear lamp assembly, RH side, E10	417-01-00-103
Rear lamp assembly, RH side, E10	417-01-00-16
Rear lamp assembly, RH side, E10	417-01-00-17
Rear lamp assembly, RH side, E10	417-01-00-18
Rear lamp assembly, RH side, E10	417-01-00-19
Rear lamp assembly, RH side, E10	417-01-00-25
Rear lamp assembly, RH side, E10	417-01-00-26
Rear lamp assembly, RH side, E10	417-01-00-27
Rear lamp assembly, RH side, E10	417-01-00-30
Rear lamp assembly, RH side, E10	417-01-00-32
Rear lamp assembly, RH side, E10	417-01-00-34
Rear lamp assembly, RH side, E10	417-01-00-35
Rear lamp assembly, RH side, E10	417-01-00-36
Rear lamp assembly, RH side, E10	417-01-00-38
Rear lamp assembly, RH side, E10	417-01-00-39
Rear lamp assembly, RH side, E10	417-01-00-40
Rear lamp assembly, RH side, E10	417-01-00-41
Rear lamp assembly, RH side, E10	417-01-00-42
Rear lamp assembly, RH side, E10	417-01-00-44
Rear lamp assembly, RH side, E10	417-01-00-45
Rear lamp assembly, RH side, E10	417-01-00-46
Rear lamp assembly, RH side, E10	417-01-00-48
Rear lamp assembly, RH side, E10	417-01-00-60
Rear lamp assembly, RH side, E10	417-01-00-61
Rear lamp assembly, RH side, E10	417-01-00-63

Rear lamp assembly, RH side, E10	417-01-00-64
Rear lamp assembly, RH side, E10	417-01-00-66
Rear lamp assembly, RH side, E10	417-01-00-67
Rear lamp assembly, RH side, E10	417-01-00-80
Rear lamp assembly, RH side, E10	417-01-00-81
Rear lamp assembly, RH side, E10	417-01-00-83
Rear lamp assembly, RH side, E10	417-01-00-84
Rear lamp assembly, RH side, E10	417-01-00-85
Rear lamp assembly, RH side, E10	417-01-00-87
Rear lamp assembly, RH side, E10	417-01-00-88
Rear lamp assembly, RH side, E10	417-01-00-89
Rear lamp assembly, RH side, E10	417-01-00-92
Rear lamp assembly, RH side, E10	417-01-00-93
Rear lamp assembly, RH side, E10	417-01-00-97
Rear lamp assembly, RH side, E10	417-01-00-99
Rear View Mirrors	501-09-00-1
Rear window heater, R19	501-11-00-12
Rear window heater, R19	501-11-00-23
Rear window wiper motor, M9	501-16-00-3
Recirculated air actuator, M69	412-02A-00-2
Recirculated air actuator, M69	412-03-00-14
Recirculated air actuator, M69	412-03-00-2
Remote control unit, A68	303-06A-00-6
Remote control unit, A68	303-06B-00-4
Remote control unit, A68	303-06C-00-6
Remote control unit, A68	303-06D-00-4
Remote control unit, A68	303-06E-00-5
Remote control unit, A68	303-06F-00-4
Remote control unit, A68	303-06G-00-3
Remote control unit, A68	501-14-00-1
Remote control unit, A68	501-14-00-13
Remote control unit, A68	501-14-00-18
Remote control unit, A68	501-14-00-25
Remote control unit, A68	501-14-00-30
Remote control unit, A68	501-14-00-37
Remote control unit, A68	501-14-00-42
Remote control unit, A68	501-14-00-49
Remote control unit, A68	501-14-00-6
Remote control unit, A68	501-14-00-64
Remote control unit, A68	501-14-00-65
Remote control unit, A68	501-14-00-88
Remote control unit, A68	501-14-00-97
Remote control unit, A68	501-14-00-98
Restraints Control Module (RCM), A208	501-20A-00-1
Restraints Control Module (RCM), A208	501-20A-00-2
Restraints Control Module (RCM), A208	501-20B-00-1
Restraints Control Module (RCM), A208	501-20B-00-10
Restraints Control Module (RCM), A208	501-20B-00-11
Restraints Control Module (RCM), A208	501-20B-00-2

Restraints Control Module (RCM), A208	501-20B-00-3
Restraints Control Module (RCM), A208	501-20B-00-4
Restraints Control Module (RCM), A208	501-20B-00-5
Restraints Control Module (RCM), A208	501-20B-00-6
Restraints Control Module (RCM), A208	501-20B-00-7
Restraints Control Module (RCM), A208	501-20B-00-8
Restraints Control Module (RCM), A208	501-20B-00-9
Reversing lamp switch, N394	417-01-00-59
Reversing lamp switch, N394	417-01-00-60
Reversing lamp switch, N394	417-01-00-61
Reversing lamp switch, N394	417-01-00-68
Reversing lamp switch, N394	417-01-00-69
Reversing lamp, E50	417-01-00-101
Reversing lamp, E50	417-01-00-59
Reversing lamp, E50	417-01-00-62
Reversing lamp, E50	417-01-00-65
Reversing lamp, E50	417-01-00-68
Reversing lamps relay, K273	417-01-00-62
Reversing lamps relay, K273	417-01-00-63
Reversing lamps relay, K273	417-01-00-64
Reversing lamps relay, K273	417-01-00-65
Reversing lamps relay, K273	417-01-00-66
Reversing lamps relay, K273	417-01-00-67
Reversing lamps relay, K273	417-01-00-70
Reversing lamps relay, K273	417-01-00-71
Rollover protection, driver, A512	501-20B-00-8
Rollover protection, passenger, A513	501-20B-00-8
Roof Opening Panel	501-17-00-1
Roof opening panel control switch, N230	501-17-00-1
Roof opening panel module, A26	501-17-00-1
S2	700-04-00-64
S5	413-00-00-1
S6	700-04-00-13
S7	418-00-00-1
S7	700-04-00-12
S12	700-04-00-3
S14	501-14-00-89
S14	501-14-00-99
S15	700-04-00-4
S15	700-04-00-5
S15	700-04-00-9
S15	700-04-00-26
S15	700-04-00-27
S15	700-04-00-29
S24	412-02A-00-1
S24	412-03-00-1
S25	412-02A-00-1
S25	412-03-00-1
S41	303-14D-00-1

S42	303-14D-00-1
S48	700-03-00-46
S51	700-03-00-55
S53	700-04-00-33
S53	700-04-00-34
S53	700-04-00-35
S53	700-04-00-36
S53	700-04-00-39
S53	700-04-00-40
S53	700-04-00-41
S54	303-14A-00-4
S54	700-03-00-31
S54	700-03-00-32
S54	700-03-00-33
S54	700-03-00-34
S54	700-03-00-36
S54	700-03-00-37
S55	303-14C-00-7
S55	303-14D-00-7
S56	415-01-00-3
S56	415-01-00-6
S56	415-01-00-8
S56	419-07A-00-2
S56	419-07B-00-3
S56	419-07B-00-6
S56	419-07B-00-7
S56	419-08-00-4
S56	419-08-00-5
S56	419-08-00-6
S56	419-08-00-7
S57	419-08-00-4
S57	419-08-00-6
S59	700-03-00-52
S63	303-14C-00-1
S65	700-03-00-42
S65	700-03-00-43
S65	700-03-00-44
S66	303-07F-00-1
S67	303-14C-00-2
S68	303-14B-00-3
S71	417-01-00-55
S71	417-01-00-56
S71	417-01-00-57
S71	417-01-00-58
S72	417-01-00-55
S72	417-01-00-56
S72	417-01-00-57
S72	417-01-00-58
S73	303-14F-00-3



S73	700-03-00-29
S74	700-04-00-41
S81	418-00-00-9
S81	418-00-00-10
S81	418-00-00-11
S81	418-00-00-12
S82	418-00-00-9
S82	418-00-00-10
S82	418-00-00-11
S82	418-00-00-12
S83	418-00-00-11
S83	418-00-00-12
S84	418-00-00-11
S84	418-00-00-12
S85	418-00-00-13
S85	418-00-00-14
S85	418-00-00-17
S85	418-00-00-18
S85	418-00-00-19
S85	418-00-00-20
S85	418-00-00-21
S85	418-00-00-24
S85	418-00-00-25
S85	418-00-00-28
S85	418-00-00-29
S86	418-00-00-13
S86	418-00-00-14
S86	418-00-00-17
S86	418-00-00-18
S86	418-00-00-19
S86	418-00-00-20
S86	418-00-00-21
S86	418-00-00-24
S86	418-00-00-25
S86	418-00-00-28
S86	418-00-00-29
S87	700-04-00-9
S87	700-04-00-29
S88	700-03-00-19
S91	418-00-00-14
S92	418-00-00-14
S93	418-00-00-11
S93	418-00-00-12
S93	418-00-00-18
S93	418-00-00-20
S93	418-00-00-25
S93	418-00-00-29
S94	418-00-00-11
S94	418-00-00-12



S94	418-00-00-18
S94	418-00-00-20
S94	418-00-00-25
S94	418-00-00-29
S95	700-03-00-26
S98	700-03-00-17
S99	700-03-00-24
S99	700-03-00-25
S103	700-03-00-27
S105	413-06-00-1
S105	501-20B-00-3
S105	501-20B-00-9
S108	417-01-00-55
S108	417-01-00-56
S108	417-01-00-57
S108	417-01-00-58
S109	700-04-00-32
S110	501-18-00-3
S111	700-04-00-32
S112	417-01-00-16
S112	417-01-00-17
S112	417-01-00-18
S112	417-01-00-19
S113	418-00-00-10
S113	418-00-00-11
S113	418-00-00-12
S114	418-00-00-10
S114	418-00-00-11
S114	418-00-00-12
S116	418-00-00-9
S116	418-00-00-10
S116	418-00-00-11
S116	418-00-00-12
S117	418-00-00-9
S117	418-00-00-10
S117	418-00-00-11
S117	418-00-00-12
S118	700-04-00-14
S119	700-02-00-1
S119	700-03-00-7
S121	700-04-00-16
S122	700-04-00-32
S123	700-03-00-71
S124	303-07D-00-1
S124	303-07E-00-1
S124	303-07E-00-2
S124	303-07E-00-3
S124	303-07F-00-1
S127	418-00-00-2



S127	418-00-00-3
S128	418-00-00-2
S128	418-00-00-3
S129	413-01-00-16
S129	418-00-00-2
S129	418-00-00-3
S130	412-02A-00-1
S130	412-03-00-1
S130	412-03-00-11
S132	700-03-00-34
S132	700-03-00-35
S132	700-03-00-36
S135	700-03-00-54
S136	700-04-00-2
S144	413-13-00-2
S145	413-13-00-2
S147	501-18-00-4
S156	418-00-00-3
S157	418-00-00-3
S158	501-14-00-3
S158	501-14-00-15
S158	501-14-00-27
S158	501-14-00-39
S160	501-14-00-2
S160	501-14-00-14
S160	501-14-00-26
S160	501-14-00-39
S162	700-02-00-3
S162	700-02-00-4
S162	700-02-00-5
S162	700-02-00-6
S162	700-02-00-7
S163	501-14-00-26
S163	501-14-00-39
S164	700-03-00-14
S165	700-04-00-38
S166	700-04-00-38
S171	700-04-00-7
S171	700-04-00-24
S172	417-01-00-60
S172	417-01-00-63
S172	417-01-00-102
S175	413-01-00-7
S175	413-01-00-8
S175	501-20A-00-1
S177	700-04-00-20
S177	700-04-00-22
S177	700-04-00-52
S177	700-04-00-56



S178	700-04-00-18
S178	700-04-00-55
S179	412-03-00-12
S180	412-03-00-12
S181	700-04-00-46
S182	418-00-00-4
S183	418-00-00-4
S184	418-00-00-4
S184	700-04-00-57
S185	418-00-00-4
S187	700-04-00-44
S188	303-14C-00-6
S190	700-03-00-45
S192	501-14-00-89
S192	501-14-00-99
S193	700-04-00-5
S193	700-04-00-18
S193	700-04-00-27
S193	700-04-00-55
S194	700-04-00-6
S194	700-04-00-7
S194	700-04-00-23
S194	700-04-00-24
S195	418-00-00-32
S195	501-11-00-16
S195	501-11-00-17
S195	501-11-00-20
S195	501-11-00-21
S195	700-04-00-18
S195	700-04-00-19
S195	700-04-00-21
S195	700-04-00-54
S195	700-04-00-55
S195	700-04-00-57
S196	700-04-00-58
S196	700-04-00-60
S196	700-04-00-62
S196	700-04-00-64
S197	700-04-00-4
S197	700-04-00-9
S197	700-04-00-26
S197	700-04-00-29
S198	700-04-00-5
S198	700-04-00-9
S198	700-04-00-27
S198	700-04-00-29
S199	700-04-00-42
S199	700-04-00-44
S199	700-04-00-45



S200	417-01-00-16
S200	418-00-00-30
S200	501-09-00-3
S200	501-09-00-5
S200	501-09-00-8
S200	501-11-00-3
S200	501-11-00-4
S200	501-11-00-5
S200	501-11-00-6
S200	501-11-00-7
S200	501-11-00-8
S200	501-11-00-9
S200	501-11-00-10
S201	501-14-00-99
S203	700-04-00-11
S204	700-04-00-41
S205	501-17-00-1
S205	700-03-00-47
S206	700-04-00-47
S207	413-01-00-5
S208	413-01-00-5
S213	417-02-00-3
S213	417-02-00-4
S213	417-02-00-6
S213	417-02-00-11
S213	417-02-00-12
S214	418-00-00-6
S214	418-00-00-8
S215	418-00-00-6
S215	418-00-00-8
S216	700-04-00-58
S216	700-04-00-60
S216	700-04-00-62
S217	501-20A-00-2
S219	418-00-00-7
S219	418-00-00-8
S220	418-00-00-7
S220	418-00-00-8
S222	418-00-00-5
S222	418-00-00-6
S222	418-00-00-7
S222	418-00-00-8
S223	418-00-00-5
S223	418-00-00-6
S223	418-00-00-7
S223	418-00-00-8
S224	307-01A-00-2
S224	700-03-00-17
S225	700-04-00-39



S225	700-04-00-40
S225	700-04-00-41
S232	700-03-00-8
S240	417-01-00-25
S240	417-01-00-26
S240	417-01-00-27
S240	417-01-00-29
S240	417-01-00-31
S241	417-01-00-25
S241	417-01-00-26
S241	417-01-00-27
S241	417-01-00-30
S241	417-01-00-32
S1055	700-03-00-23
S1130	413-01-00-16
S1130	418-00-00-2
S1130	418-00-00-3
S1224	417-02-00-11
S2000	700-03-00-60
S2001	700-04-00-58
S2002	700-04-00-42
S2003	700-03-00-64
S2004	700-04-00-59
S2004	700-04-00-61
S2004	700-04-00-65
S2004	700-04-00-66
S2005	417-01-00-101
S2005	417-01-00-105
S2010	417-01-00-58
S2010	417-01-00-100
S2011	417-01-00-69
S2011	417-01-00-70
S2011	417-01-00-71
S2011	417-01-00-105
S2015	501-18-00-5
S2020	501-18-00-5
S3008	417-01-00-37
S3008	417-01-00-43
S3008	417-01-00-47
S3008	700-03-00-63
S3009	417-01-00-38
S3009	417-01-00-42
S3009	417-01-00-48
S3009	700-03-00-67
S3165	419-01A-00-4
S3207	501-18-00-1
S3207	700-04-00-56
S3207	700-04-00-57
Safety belt buckle switch, driver, N466	413-01-00-7

Safety belt buckle switch, driver, N466	413-01-00-8
Safety belt buckle switch, driver, N466	501-20A-00-1
Safety belt buckle switch, driver, N466	501-20A-00-2
Safety belt buckle switch, passenger, N467	413-01-00-7
Safety belt buckle switch, passenger, N467	413-01-00-8
Safety belt buckle switch, passenger, N467	501-20A-00-1
Safety belt buckle switch, passenger, N467	501-20A-00-2
Safety Belt System	501-20A-00-1
Safety belt tensioner, driver seat, A117	501-20A-00-1
Safety belt tensioner, driver seat, A117	501-20A-00-2
Safety belt tensioner, passenger seat, A116	501-20A-00-1
Safety belt tensioner, passenger seat, A116	501-20A-00-2
Seat control switch, driver, N242	501-10-00-1
Seat control switch, driver, N242	501-10-00-2
Seat motor, M248	501-10-00-1
Seating	501-10-00-1
Second horn, H4	413-06-00-1
Sensor, front latch closed, B324	501-18-00-5
Sensor, front latch open, B323	501-18-00-5
Sensor, LH front luggage compartment frame latched, B330	501-18-00-4
Sensor, LH header latched, B327	501-18-00-3
Sensor, luggage compartment lid completely open, B333	501-18-00-4
Sensor, luggage compartment separator closed, B329	501-18-00-3
Sensor, main cylinder down, B326	501-18-00-5
Sensor, main cylinder up, B325	501-18-00-5
Sensor, package latched, B332	501-18-00-4
Sensor, RH front luggage compartment frame latched, B331	501-18-00-4
Sensor, RH header latched, B328	501-18-00-3
Side air bag module, driver, A242	501-20B-00-11
Side air bag module, driver, A242	501-20B-00-5
Side air bag module, passenger, A245	501-20B-00-11
Side air bag module, passenger, A245	501-20B-00-5
Side air bag sensor, driver, B238	501-20B-00-2
Side air bag sensor, driver, B238	501-20B-00-8
Side air bag sensor, passenger, B239	501-20B-00-2
Side air bag sensor, passenger, B239	501-20B-00-8
Side head air bag module, driver, A326	501-20B-00-6
Side head air bag module, passenger, A327	501-20B-00-6
Side turn signal lamp, LH side, E45	417-01-00-23
Side turn signal lamp, RH side, E44	417-01-00-23
Side turn signal lamp, RH side, E44	417-01-00-32
Smart steering column device (SSCD), A380	501-14-00-49
Smart steering column device (SSCD), A380	501-14-00-64
Smart steering column device (SSCD), A380	501-14-00-88
Smart steering column device (SSCD), A380	501-14-00-97
Spark plugs, P136	303-07A-00-1
Spark plugs, P136	303-07B-00-1
Spark plugs, P136	303-07C-00-1
Spark plugs, P136	303-07G-00-1

Speaker 1, LH front, Y101	415-03-00-1
Speaker 1, LH front, Y101	415-03-00-2
Speaker 1, LH front, Y101	415-03-00-3
Speaker 1, LH front, Y101	415-03-00-4
Speaker 1, LH front, Y101	415-03-00-5
Speaker 1, LH front, Y101	415-03-00-6
Speaker 1, LH rear door, Y70	415-03-00-3
Speaker 1, LH rear door, Y70	415-03-00-4
Speaker 1, LH rear, Y193	415-03-00-1
Speaker 1, LH rear, Y193	415-03-00-2
Speaker 1, LH rear, Y193	415-03-00-5
Speaker 1, LH rear, Y193	415-03-00-6
Speaker 1, RH front, Y103	415-03-00-1
Speaker 1, RH front, Y103	415-03-00-2
Speaker 1, RH front, Y103	415-03-00-3
Speaker 1, RH front, Y103	415-03-00-4
Speaker 1, RH front, Y103	415-03-00-5
Speaker 1, RH front, Y103	415-03-00-6
Speaker 1, RH rear door, Y72	415-03-00-3
Speaker 1, RH rear door, Y72	415-03-00-4
Speaker 1, RH rear, Y195	415-03-00-1
Speaker 1, RH rear, Y195	415-03-00-2
Speaker 1, RH rear, Y195	415-03-00-5
Speaker 1, RH rear, Y195	415-03-00-6
Speaker 2, LH front, Y102	415-03-00-1
Speaker 2, LH front, Y102	415-03-00-2
Speaker 2, LH front, Y102	415-03-00-3
Speaker 2, LH front, Y102	415-03-00-4
Speaker 2, LH front, Y102	415-03-00-5
Speaker 2, LH front, Y102	415-03-00-6
Speaker 2, LH rear door, Y71	415-03-00-3
Speaker 2, LH rear door, Y71	415-03-00-4
Speaker 2, LH rear, Y194	415-03-00-1
Speaker 2, LH rear, Y194	415-03-00-2
Speaker 2, LH rear, Y194	415-03-00-5
Speaker 2, LH rear, Y194	415-03-00-6
Speaker 2, RH front, Y104	415-03-00-1
Speaker 2, RH front, Y104	415-03-00-2
Speaker 2, RH front, Y104	415-03-00-3
Speaker 2, RH front, Y104	415-03-00-4
Speaker 2, RH front, Y104	415-03-00-5
Speaker 2, RH front, Y104	415-03-00-6
Speaker 2, RH rear door, Y73	415-03-00-3
Speaker 2, RH rear door, Y73	415-03-00-4
Speaker 2, RH rear, Y196	415-03-00-1
Speaker 2, RH rear, Y196	415-03-00-2
Speaker 2, RH rear, Y196	415-03-00-5
Speaker 2, RH rear, Y196	415-03-00-6
Speakers	415-03-00-1



Speed Control	310-03-00-1
Speed control switch, N201	310-03-00-1
Start switch, N366	303-06A-00-6
Start switch, N366	303-06B-00-4
Start switch, N366	303-06C-00-6
Start switch, N366	303-06D-00-4
Start switch, N366	303-06E-00-5
Start switch, N366	303-06F-00-4
Start switch, N366	303-06G-00-3
Start switch, N366	501-14-00-65
Start switch, N366	501-14-00-98
Starter motor, M8	303-06A-00-1
Starter motor, M8	303-06A-00-10
Starter motor, M8	303-06A-00-2
Starter motor, M8	303-06A-00-3
Starter motor, M8	303-06A-00-4
Starter motor, M8	303-06A-00-9
Starter motor, M8	303-06B-00-1
Starter motor, M8	303-06B-00-2
Starter motor, M8	303-06B-00-7
Starter motor, M8	303-06C-00-1
Starter motor, M8	303-06C-00-10
Starter motor, M8	303-06C-00-2
Starter motor, M8	303-06C-00-3
Starter motor, M8	303-06C-00-4
Starter motor, M8	303-06C-00-9
Starter motor, M8	303-06D-00-1
Starter motor, M8	303-06D-00-2
Starter motor, M8	303-06D-00-7
Starter motor, M8	303-06E-00-1
Starter motor, M8	303-06E-00-2
Starter motor, M8	303-06E-00-3
Starter motor, M8	303-06E-00-8
Starter motor, M8	303-06E-00-9
Starter motor, M8	303-06F-00-1
Starter motor, M8	303-06F-00-2
Starter motor, M8	303-06F-00-7
Starter motor, M8	303-06G-00-1
Starter motor, M8	303-06G-00-6
Starter relay, K22	303-06A-00-1
Starter relay, K22	303-06A-00-10
Starter relay, K22	303-06A-00-2
Starter relay, K22	303-06A-00-3
Starter relay, K22	303-06A-00-4
Starter relay, K22	303-06A-00-9
Starter relay, K22	303-06B-00-1
Starter relay, K22	303-06B-00-2
Starter relay, K22	303-06B-00-7
Starter relay, K22	303-06C-00-1



Starter relay, K22	303-06C-00-10
Starter relay, K22	303-06C-00-2
Starter relay, K22	303-06C-00-3
Starter relay, K22	303-06C-00-4
Starter relay, K22	303-06C-00-9
Starter relay, K22	303-06D-00-1
Starter relay, K22	303-06D-00-2
Starter relay, K22	303-06D-00-7
Starter relay, K22	303-06E-00-1
Starter relay, K22	303-06E-00-2
Starter relay, K22	303-06E-00-3
Starter relay, K22	303-06E-00-8
Starter relay, K22	303-06E-00-9
Starter relay, K22	303-06F-00-1
Starter relay, K22	303-06F-00-2
Starter relay, K22	303-06F-00-7
Starter relay, K22	303-06G-00-1
Starter relay, K22	303-06G-00-6
Starting System – 1.4/1.6L Duratec-16V (Sigma)	303-06A-00-1
Starting System – 1.6L Duratec-16V Ti-VCT (Sigma)	303-06B-00-1
Starting System – 1.6L Duratorq-TDCi (DV) Diesel	303-06D-00-1
Starting System – 1.8/2.0L Duratec-HE (MI4)	303-06C-00-1
Starting System – 1.8L Duratorq-TDCi (Kent) Diesel	303-06F-00-1
Starting System – 2.0L Duratorq-TDCi (DW) Diesel	303-06E-00-1
Starting System – 2.5L Duratec-ST (VI5)	303-06G-00-1
Steering column lock, N408	303-06A-00-6
Steering column lock, N408	303-06B-00-4
Steering column lock, N408	303-06C-00-6
Steering column lock, N408	303-06D-00-4
Steering column lock, N408	303-06E-00-5
Steering column lock, N408	303-06F-00-4
Steering column lock, N408	303-06G-00-3
Steering column lock, N408	501-14-00-65
Steering column lock, N408	501-14-00-98
Steering column multifunction switch, N282	417-01-00-21
Steering column multifunction switch, N282	417-01-00-22
Steering column multifunction switch, N282	417-01-00-5
Steering column multifunction switch, N282	417-01-00-6
Steering column multifunction switch, N282	417-04-00-3
Steering column multifunction switch, N282	417-04-00-6
Steering column position sensor, B218	211-02-00-1
Steering position sensor, B36	206-09C-00-4
Steering position sensor, B36	206-09C-00-5
Steering position sensor, B36	417-01-00-14
Steering position sensor, B36	417-01-00-15
Stop lamp switch, N318	206-09A-00-1
Stop lamp switch, N318	206-09C-00-2
Stop lamp switch, N318	307-01A-00-1
Stop lamp switch, N318	307-01A-00-3

Stop lamp switch, N318	307-01A-00-4
Stop lamp switch, N318	308-00-00-1
Stop lamp switch, N318	308-00-00-3
Stop lamp switch, N318	417-01-00-16
Stop lamp switch, N318	417-01-00-17
Stop lamp switch, N318	417-01-00-18
Stop lamp switch, N318	417-01-00-19
Stop lamp switch, N318	417-01-00-20
Stop lamp switch, N318	417-01-00-83
Stop lamp switch, N318	417-01-00-84
Stop lamp switch, N318	417-01-00-85
Stop lamp switch, N318	417-01-00-86
Sunload sensor, B72	412-03-00-12
Supplemental Restraint System	501-20B-00-1
Swirl control solenoid valve, Y57	303-04C-00-1
Symbols	100-00-04-1
Systems Overview	100-00-01-1
Table of Contents	100-00-00-1
Tail lamp, LH side, E206	417-01-00-37
Tail lamp, LH side, E206	417-01-00-43
Tail lamp, LH side, E206	417-01-00-47
Tail lamp, LH side, E206	417-01-00-90
Tail lamp, RH side, E207	417-01-00-38
Tail lamp, RH side, E207	417-01-00-42
Tail lamp, RH side, E207	417-01-00-48
Tail lamp, RH side, E207	417-01-00-90
Temperature manifold absolute pressure sensor, B142	303-14A-00-2
Temperature manifold absolute pressure sensor, B142	303-14C-00-2
Throttle Position Sensor (TPS), B8	303-14E-00-14
Touch screen, A363	413-07-00-3
Touch screen, A363	415-01-00-8
Touch screen, A363	419-07A-00-2
Trailer module, A201	417-01-00-72
Trailer module, A201	417-01-00-73
Trailer module, A201	417-01-00-74
Trailer module, A201	417-01-00-75
Trailer module, A201	417-01-00-76
Trailer module, A201	417-01-00-77
Trailer module, A201	417-01-00-78
Trailer module, A201	417-01-00-79
Trailer module, A201	417-01-00-80
Trailer module, A201	417-01-00-81
Trailer module, A201	417-01-00-82
Trailer socket, D41	417-01-00-72
Trailer socket, D41	417-01-00-73
Trailer socket, D41	417-01-00-74
Trailer socket, D41	417-01-00-75
Trailer socket, D41	417-01-00-76
Trailer socket, D41	417-01-00-77

Trailer socket, D41	417-01-00-78
Trailer tow relay, reversing lamp, K357	417-01-00-103
Trailer tow relay, reversing lamp, K357	417-01-00-104
Transformer/rectifier, O11	501-12-00-2
Transmission control module (TCM), A318	307-01A-00-1
Transmission control module (TCM), A318	308-00-00-1
Transmission hardware unit, A40	307-01A-00-5
Transmission range sensor, B120	307-01A-00-2
Turbine Shaft Speed (TSS) sensor, B44	307-01A-00-5
Turbo geometry position sensor, B196	303-14E-00-14
Turbo geometry position sensor, B196	303-14E-00-6
Turbocharger control valve, Y197	303-14G-00-4
Turbocharger Manifold Absolute Pressure (MAP) sensor, B312	303-14G-00-3
Turn signal lamp, LH rear, E49	417-01-00-25
Turn signal lamp, LH rear, E49	417-01-00-28
Turn signal lamp, LH rear, E49	417-01-00-29
Turn signal lamp, LH rear, E49	417-01-00-31
Turn signal lamp, LH rear, E49	417-01-00-79
Turn signal lamp, LH rear, E49	417-01-00-82
Turn signal lamp, RH rear, E48	417-01-00-25
Turn signal lamp, RH rear, E48	417-01-00-28
Turn signal lamp, RH rear, E48	417-01-00-30
Turn signal lamp, RH rear, E48	417-01-00-79
Turn signal lamp, RH rear, E48	417-01-00-82
Two-way washer pump motor, M74	501-16-00-4
Two-way washer pump motor, M74	501-16-00-5
USB adapter, P300	419-08-00-6
Vacuum switch, N509	303-14G-00-3
Vanity mirror lamp, LH side, E30	417-02-00-12
Vanity mirror lamp, LH side, E30	417-02-00-6
Vanity mirror lamp, RH side, E31	417-02-00-12
Vanity mirror lamp, RH side, E31	417-02-00-6
Variable geometry turbo actuator, M253	303-14D-00-5
Variable geometry turbo actuator, M253	303-14E-00-11
Variable geometry turbo actuator, M253	303-14E-00-3
Variable geometry turbo actuator, M253	303-14F-00-2
Vehicle speed sensor (VSS), B11	303-14A-00-4
Vehicle speed sensor (VSS), B11	303-14B-00-5
Vehicle speed sensor (VSS), B11	303-14C-00-4
Water-in-fuel sensor, B12	303-14D-00-5
Water-in-fuel sensor, B12	303-14E-00-1
Water-in-fuel sensor, B12	303-14E-00-9
Wheel speed sensor, LH side front, B15	206-09A-00-2
Wheel speed sensor, LH side front, B15	206-09C-00-3
Wheel speed sensor, LH side rear, B17	206-09A-00-2
Wheel speed sensor, LH side rear, B17	206-09C-00-3
Wheel speed sensor, RH side front, B14	206-09A-00-2
Wheel speed sensor, RH side front, B14	206-09C-00-3
Wheel speed sensor, RH side rear, B16	206-09A-00-2

Wheel speed sensor, RH side rear, B16	206-09C-00-3
Window control switch, LH rear, N298	501-11-00-20
Window control switch, LH rear, N298	501-11-00-5
Window control switch, LH rear, N298	501-11-00-9
Window control switch, passenger side front, N297	501-11-00-1
Window control switch, passenger side front, N297	501-11-00-18
Window control switch, passenger side front, N297	501-11-00-19
Window control switch, passenger side front, N297	501-11-00-2
Window control switch, passenger side front, N297	501-11-00-4
Window control switch, passenger side front, N297	501-11-00-8
Window control switch, RH rear, N299	501-11-00-10
Window control switch, RH rear, N299	501-11-00-21
Window control switch, RH rear, N299	501-11-00-6
Window control/power mirror adjust switch, driver, N388	501-09-00-1
Window control/power mirror adjust switch, driver, N388	501-09-00-12
Window control/power mirror adjust switch, driver, N388	501-09-00-13
Window control/power mirror adjust switch, driver, N388	501-09-00-2
Window control/power mirror adjust switch, driver, N388	501-09-00-3
Window control/power mirror adjust switch, driver, N388	501-09-00-5
Window control/power mirror adjust switch, driver, N388	501-09-00-8
Window control/power mirror adjust switch, driver, N388	501-11-00-1
Window control/power mirror adjust switch, driver, N388	501-11-00-16
Window control/power mirror adjust switch, driver, N388	501-11-00-17
Window control/power mirror adjust switch, driver, N388	501-11-00-2
Window regulator motor, driver side front, M122	501-11-00-1
Window regulator motor, driver side front, M122	501-11-00-16
Window regulator motor, driver side front, M122	501-11-00-17
Window regulator motor, driver side front, M122	501-11-00-2
Window regulator motor, LH rear, M116	501-11-00-20
Window regulator motor, passenger side front, M123	501-11-00-1
Window regulator motor, passenger side front, M123	501-11-00-18
Window regulator motor, passenger side front, M123	501-11-00-19
Window regulator motor, passenger side front, M123	501-11-00-2
Window regulator motor, RH rear, M117	501-11-00-21
Windshield heater, LH side, R53	501-11-00-11
Windshield heater, LH side, R53	501-11-00-22
Windshield heater, RH side, R54	501-11-00-11
Windshield heater, RH side, R54	501-11-00-22
Windshield washer jet heater, LH side, R51	501-16-00-7
Windshield washer jet heater, RH side, R52	501-16-00-7
Windshield wiper motor, M111	501-16-00-1
Windshield wiper motor, M111	501-16-00-2
Wiper/washer switch, N104	501-16-00-1
Wiper/washer switch, N104	501-16-00-2
Wiper/washer switch, N104	501-16-00-3
Wiper/washer switch, N104	501-16-00-4
Wiper/washer switch, N104	501-16-00-5
Wiper/washer switch, N104	501-16-00-6
Wipers and Washers	501-16-00-1



100-00-02

Index

100-00-02

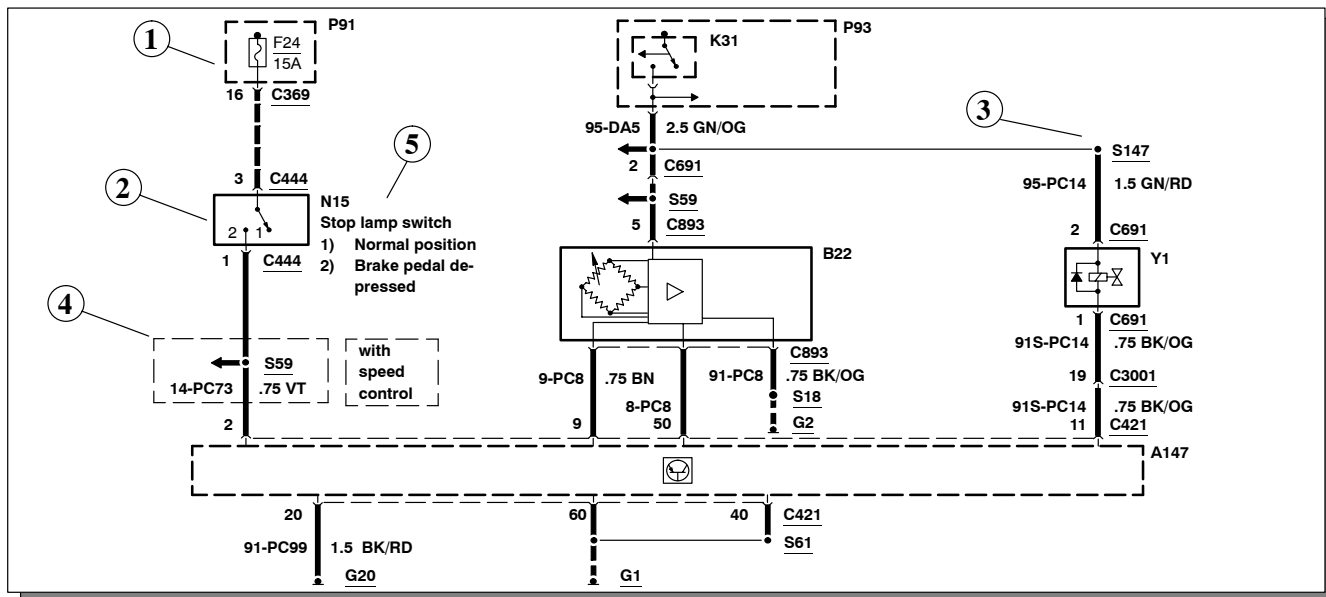
-54

Wire resistance, R68	417-04-00-1
Wire resistance, R68	700-02-00-17
Wiring Harness Overview	100-00-06-1
Yaw rate sensor, B174	206-09C-00-4
Yaw rate sensor, B174	206-09C-00-5



Note

All wiring connections between components are shown exactly as they exist in the vehicles. It is important to realise, however, that no attempt has been made on the schematic to represent components and wiring as they physically appear on the vehicle. For example, a 4-foot length of wire is treated no differently in a schematic from one which is only a few inches long. Furthermore, to aid in understanding electrical (electronic) operation, wiring inside complicated components has been simplified.



Complete Circuit Operation

Each circuit is shown completely and independently in one chapter or “cell”. Other components which are connected to the circuit may not be shown unless they influence the circuit operation.

Boxes (4)

A thin dashed box on a schematic indicates a part of the circuit which is only present for a particular vehicle model, country, or option. These qualifiers will be shown next to the box on the schematic.

Current Flow (1)

Each cell normally starts with the component that powers the circuit such as a fuse or the ignition switch. Current flow is shown from the power source at the top of the page to ground at the bottom of the page.

Component Names and Notes (5)

Component names are placed on the right hand side of each component. Any notes that describe switch positions or operating conditions follow the name. Descriptions of the internals of the component (e.g. “Speed sensor”) are also included here.

Switch Positions (2)

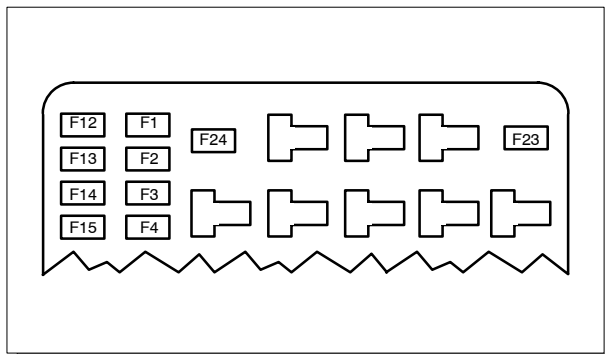
Within the schematic, all switches, sensors and relays are shown “at rest” (as if the ignition switch were OFF).

Splices (3)

An arrow indicates that the splice is not shown completely. The page where the splices appears in full is listed in the Index.

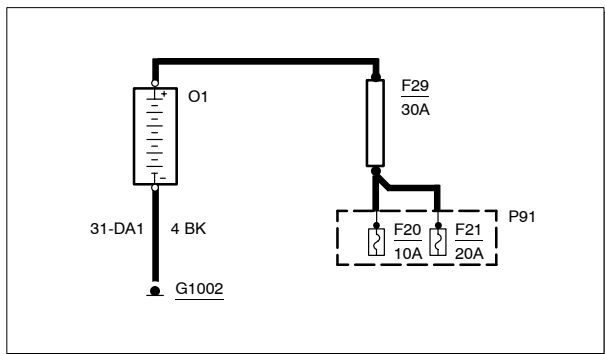
Fuse and Relay Information

The "Fuse and Relay Information" cell (700-01-00) contains a view of the Fuse-/Relay Box in which all fuses and relays are identified. Cell 700-01-00 also specifies in table format which circuits/systems are protected by each fuse.



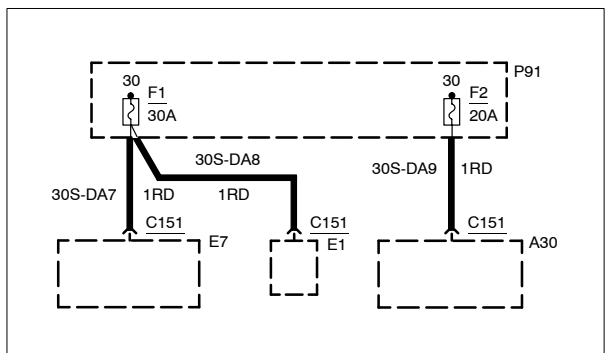
Power Distribution

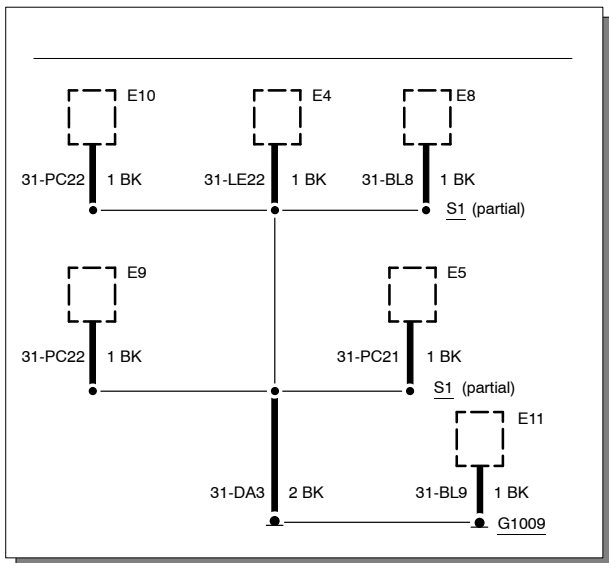
The "Power Distribution" cell (700-02-00) shows the current feed circuit. The current path is shown from the battery to the ignition switch and to all fuses.



Fuse Details

The "Fuse Details" cell (700-03-00) shows the circuits protected by each fuse. The circuit is traced from the fuse to the component. All details (wires, splices, connectors) between the fuse and the first component are shown.

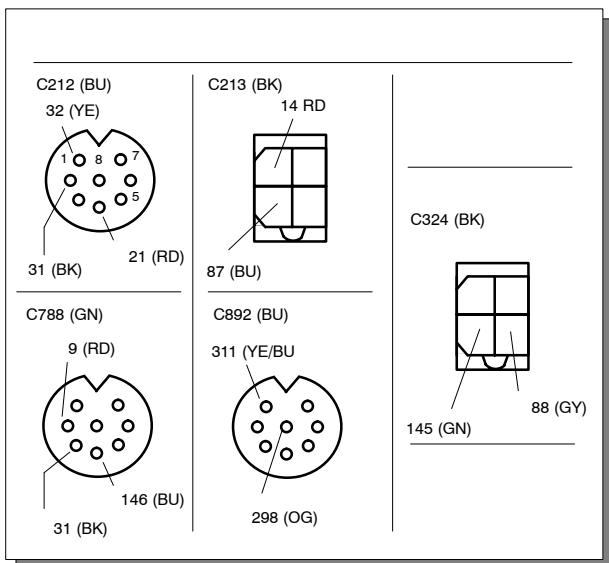




Ground Distribution

Cell 700-04-00 contains the schematics that show the complete details for each ground connection or main ground splice. This is useful in diagnosing a problem affecting several components at once (poor ground connection or ground splice). All Details (wires, splices, connectors) between the ground point and the components are shown. These ground connection details are shown here in order to keep the individual cell schematics as uncluttered as possible.

Splices with a large number of wires may be split in order to improve the graphic representation. A thin line is then used to indicate the unity of the split splice.



Component Identification Information

Component Identification Information begins in cell 700-06-00 and consists of

- (1) Component Location Chart (List),
- (2) Component Location Views, and
- (3) Connector Views (Faces).

The **Component Location Chart** helps the user find where the various items depicted on the schematic can physically be found on the vehicle. A brief written description of the location is given, along with a reference to the component location views.

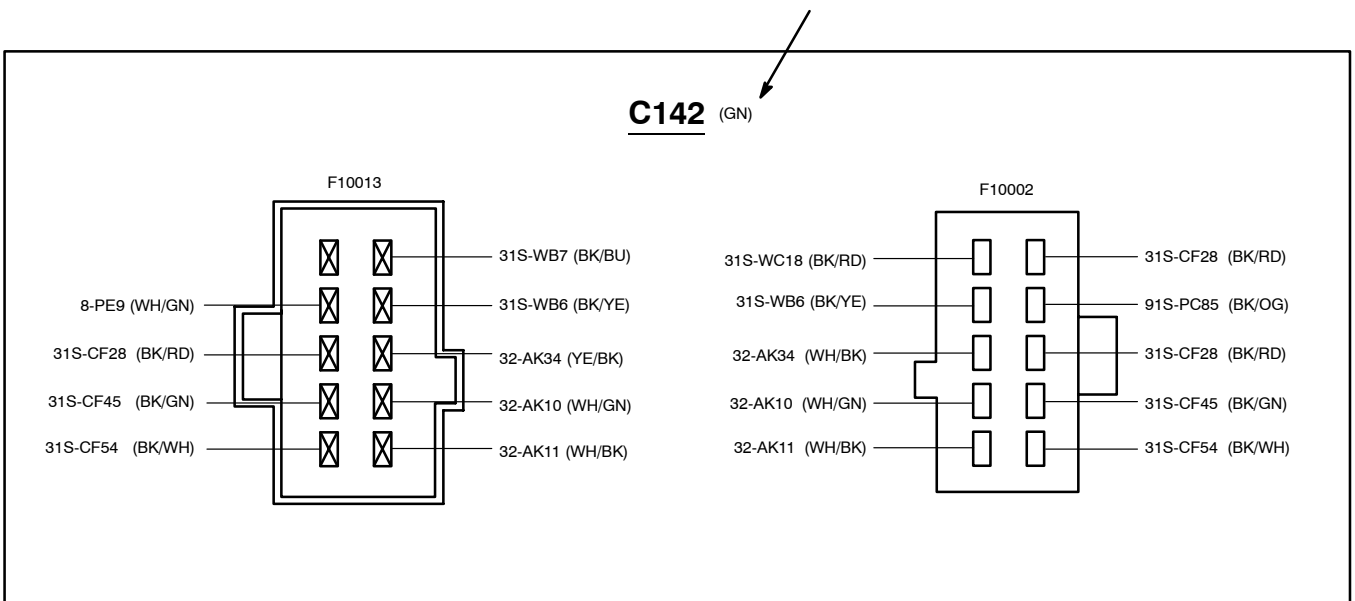
The **Component Location Views** show the components and their connecting wires as they can be found on the vehicle.

The **Connector Views** show the cavity or pin locations of all connectors. They are shown as they would appear to a user probing the wires with the connector disconnected.

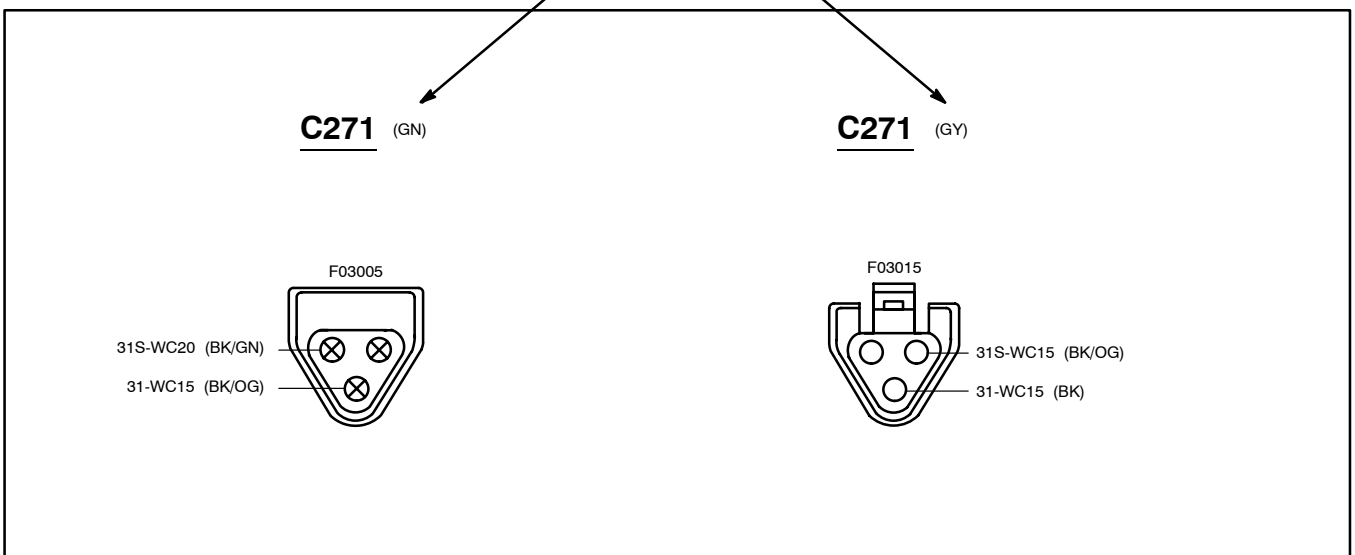
Note:

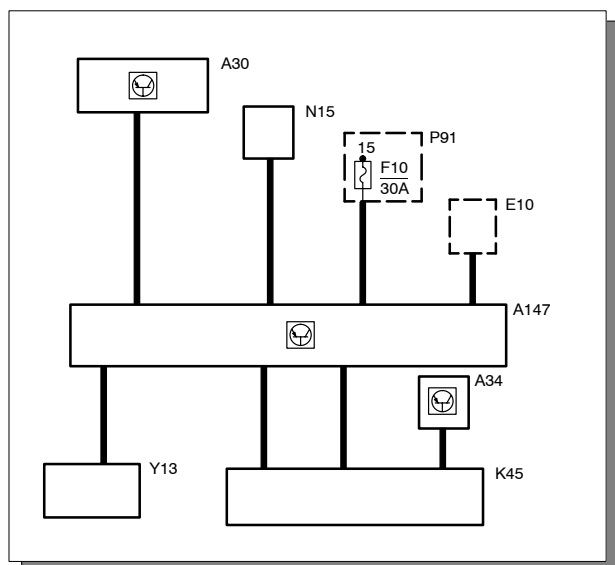
Connector colours are portrayed in the following manner:

when both sides of the connector have the same colour



when the male and female sides of the connector have different colours





Block Diagrams

Block diagrams can be found at the beginning of some cells. These diagrams provide an overview of the systems detailed on the pages that follow them. All components connected to the control module are shown in order to provide easy understanding of the system component interactions.

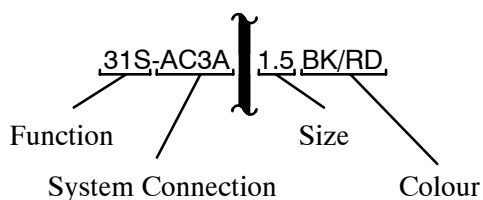
Circuit Numbering and Wire Identification

Circuit Numbering:

Ford has introduced a world-wide uniform system for circuit numbering and wire identification. The system is called Function - System Connection, or FSC for short.

FSC was developed mainly to assist in vehicle development and production processes, but is also helpful in helping the technician troubleshoot electrical circuits.

Example:



Function:

The first two digits identify the function of the wire. In this case, the function code includes the letter “S” to indicate it is an additionally switched function. The function part of the circuit number is the most helpful to the technician in troubleshooting a circuit. The function codes are based on some DIN designations used previously, with new numbers added for overload-protected functions, sensor functions, data links and special electronic module functions. A complete list of function codes and their descriptions is included in cell 100-00-04 “Symbols”.

System Connection (including branch):

Systems are related to subsets of the vehicle circuitry. A complete list of the system codes can be found in cell 100-00-04 “Symbols”.

Immediately following the system letter code is the connection number specific to that system. A branch identification is used to differentiate wires in one connection with the same function.

Wire Identification (wire colours):

The wire identification consists of a basic colour and an identification colour, and is determined directly from the wire's circuit number. In the wiring diagrams the wire colours will be located separately next to the wires as before.

The basic and identification colours are abbreviated using the international norm IEC 757. The abbreviations are listed in cell 100-00-04 "Symbols".

Each function code has a specific basic colour associated with it which can also be seen in the chart of function codes in cell 100-00-04 "Symbols". The identification colour is a coloured stripe used to differentiate several wires with the same function within one component connector.

One essential difference from the previous wire colouring system is the change of some of the basic wire colours. Ground circuits, previously assigned the basic colour brown (BN) are now black (BK).

Using the circuit number and wire identification used in the above example we know the following information about the wire.

31S-AC3A } 1.5 BK/RD

Function: 31 = Ground
S = Additionally switched circuit

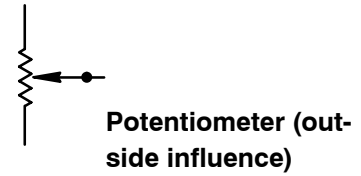
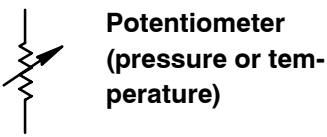
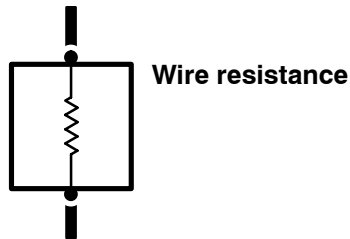
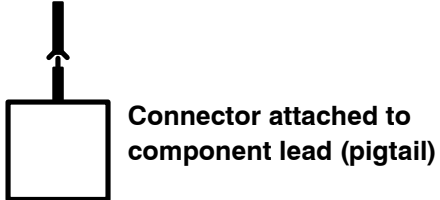
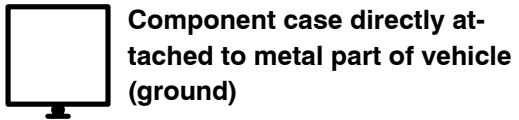

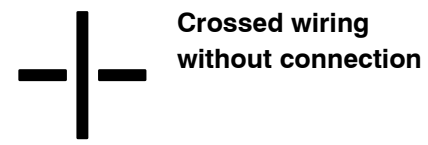
System: AC = Headlamp levelling

Connection: 3 = Switch connection
A = Branch

Size: 1.5 = 1.5 mm²

Colour: BK = Basic colour black
(determined by function 31)
RD = Identification colour red
(red stripe)

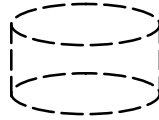
Symbols



Symbols



Battery



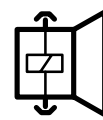
Shield



Diode, current flows in direction of arrow



Circuit breaker



Signal horn or speaker



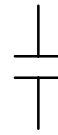
Light emitting diode (LED)



Fuse



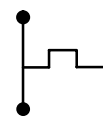
Steering column slip ring



Capacitor



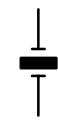
Fusible link



Temperature dependent circuit breaker

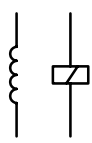


Variable capacitor



Piezoelectric sensor

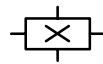
Symbols



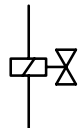
Coil



Bifilament lamp



Hall sensor



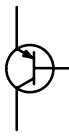
Solenoid controlled valve
or clutch solenoid



High beam sym-
bol



Clock spring



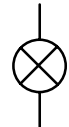
Transistor



Rear fog lamp
symbol



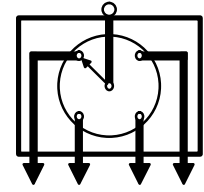
Buzzer



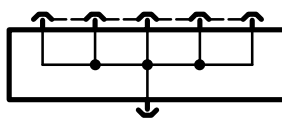
Lamp



Front fog lamp
symbol

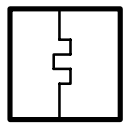


Distributor



Shorting bar con-
nector

Symbols



Heating element
Conductor loop



Gauges



Permanent magnet, one-speed-motor




Fuel sender



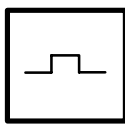
Antenna



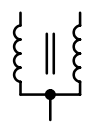
Permanent magnet, two-speed-motor



Busbar



Thermal timer relay



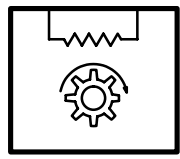
Ignition coil assembly



Turn signal symbol



AC voltage



ABS wheel sensor

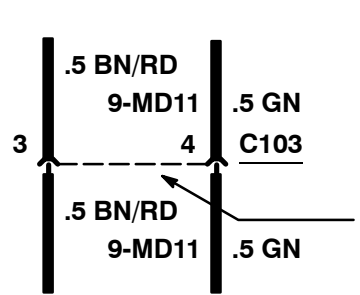


Filter

Symbols

 A thick dashed line represents 2 or more wires

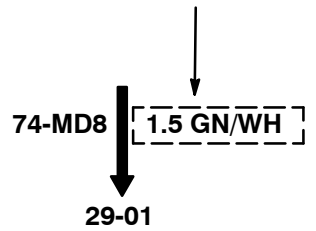
 A thin dashed line represents a continuation



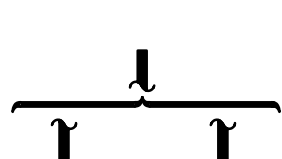
Two connections (pins) in the same connector

Dashed line indicates terminals for the same connector

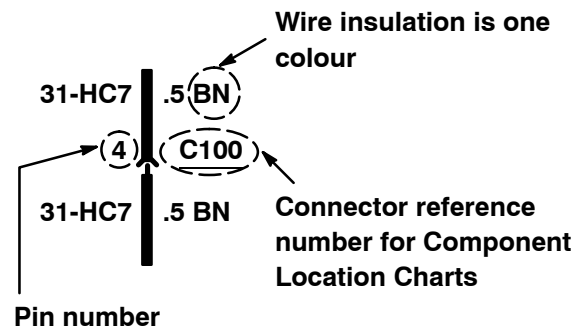
Wire insulation is one colour with another colour stripe (green with white)



Circuit references a wire which connects to another circuit



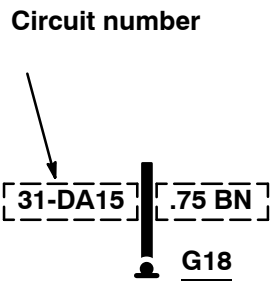
A choice bracket shows wiring differences between models, countries or options



Wire insulation is one colour

Connector reference number for Component Location Charts

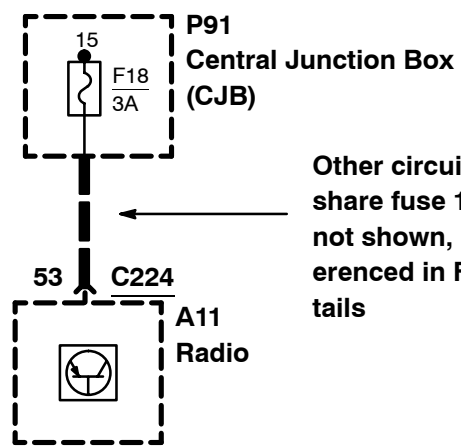
Pin number



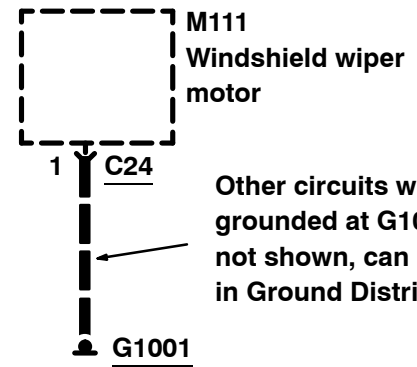
Wire size in mm²

Wire attached to metal part of car (grounded)

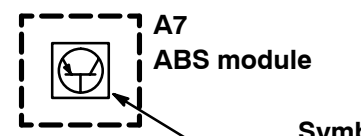
Ground reference number for Component Location Charts



Other circuits which share fuse 18, but are not shown, can be referenced in Fuse Details

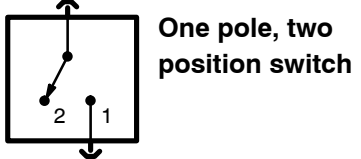


Other circuits which are also grounded at G1001, but are not shown, can be referenced in Ground Distribution

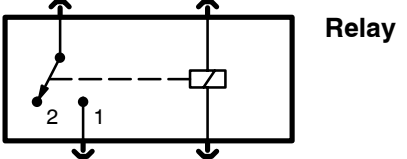


Symbol indicates a solid state device (consists only of electronic parts)

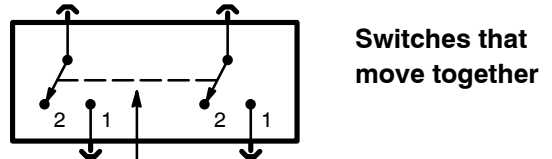
Symbols



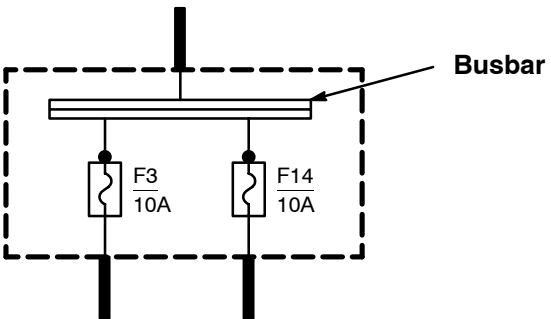
One pole, two position switch



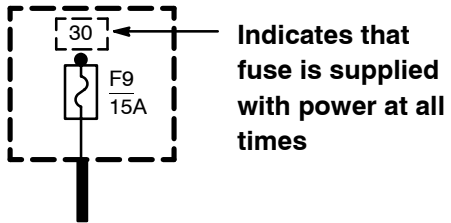
Relay



Switches that move together

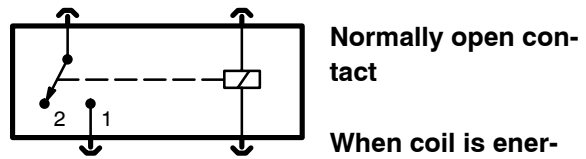


Busbar



Indicates that fuse is supplied with power at all times

Dashed line shows a mechanical connection between switches

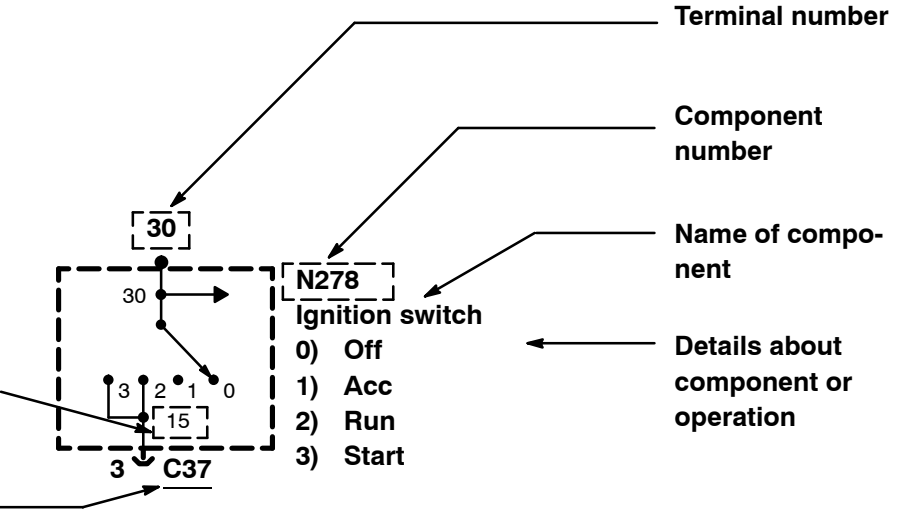


Normally open contact

When coil is energised, switch is pulled closed

"15" is supplied with battery voltage in position 2 or 3

Component connector number



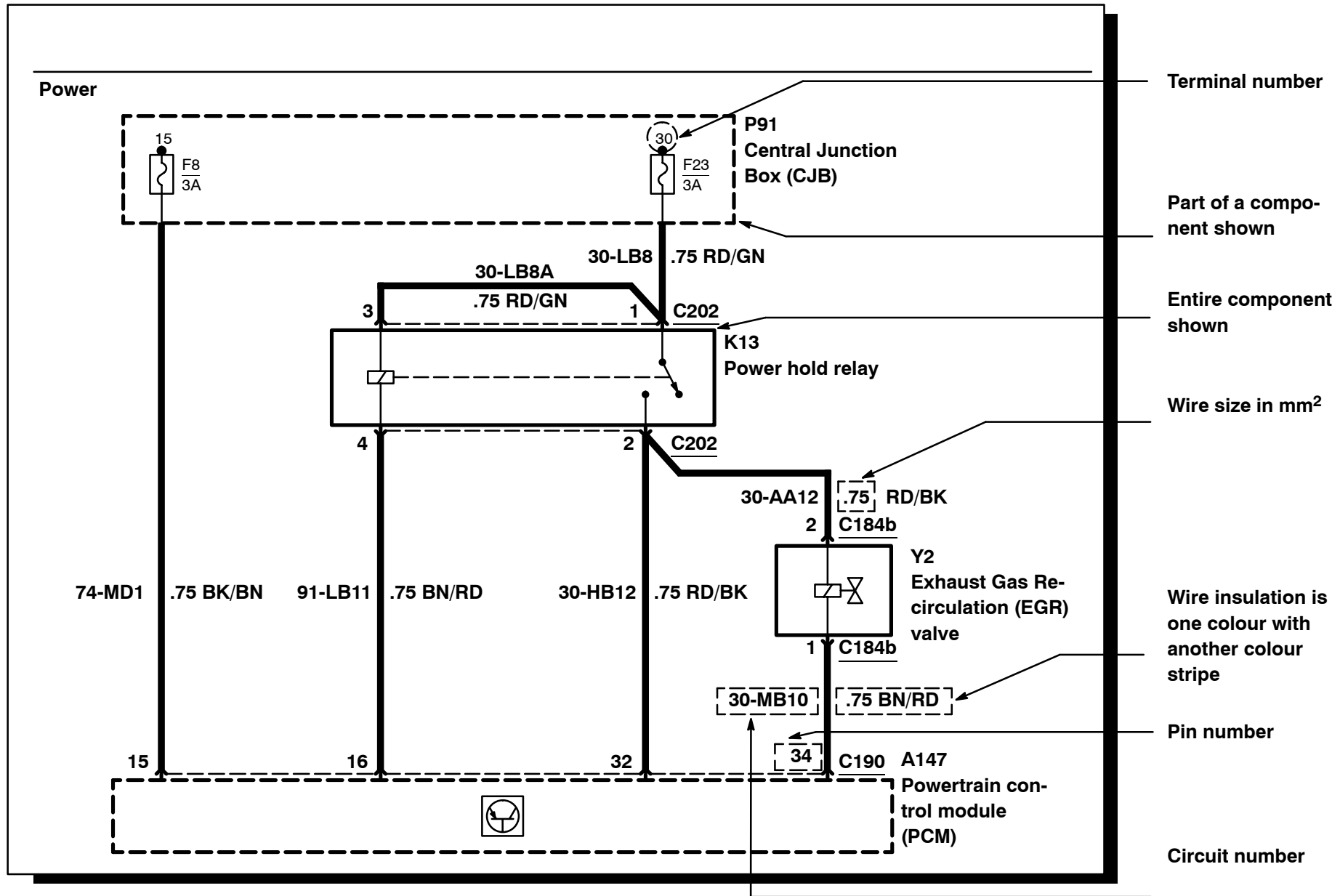
Terminal number

Component number

Name of component

Details about component or operation

Symbols



Terminal number

Part of a component shown

Entire component shown

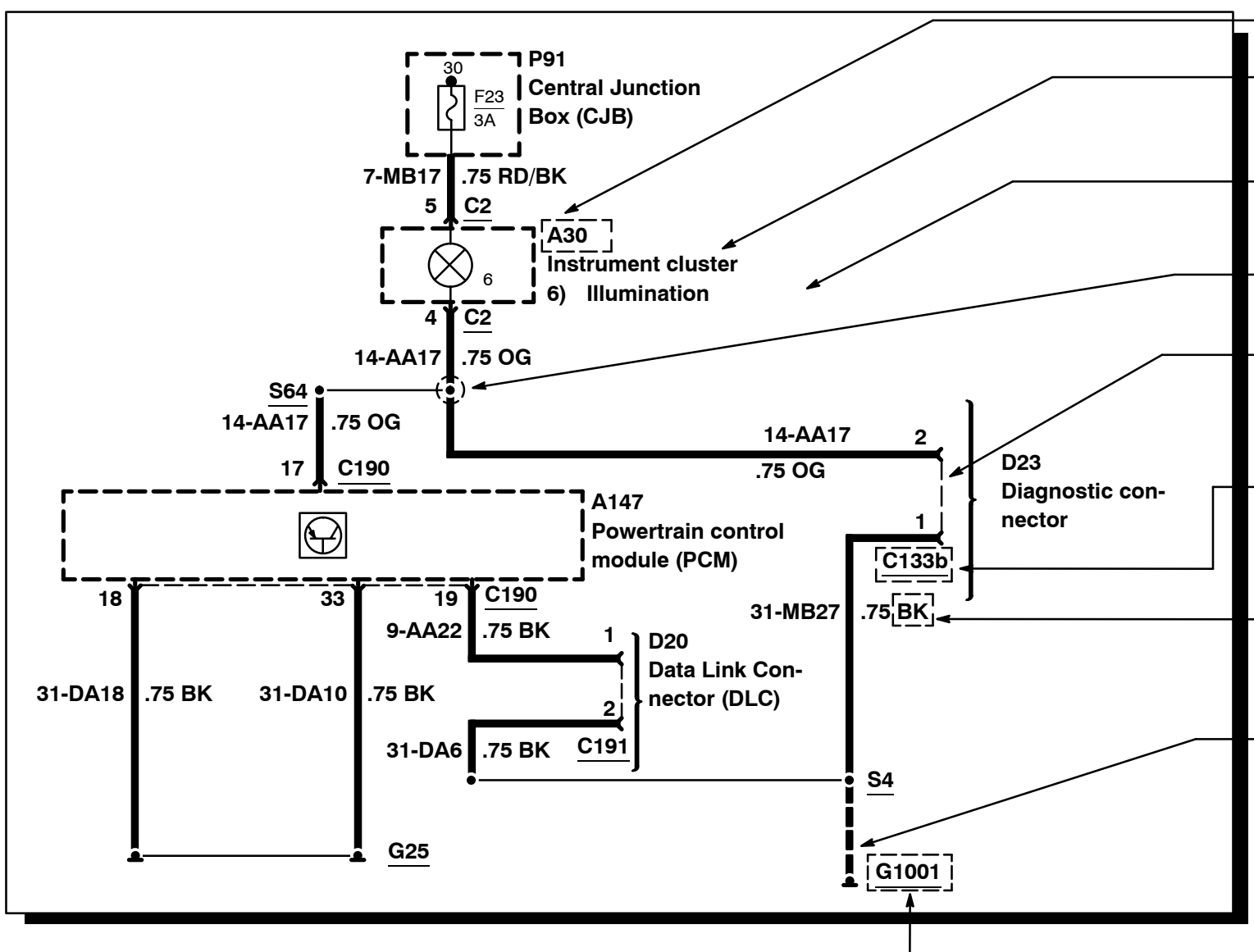
Wire size in mm²

Wire insulation is one colour with another colour stripe

Pin number

Circuit number

Symbols



- Component number
- Name of component
- Details about component or operation
- Splice
- Dashed line indicates terminals for the same connector
- Component connector number
- Wire insulation is one colour
- Other circuits which are also grounded at G1001, but are not shown, can be referenced in Ground Distribution
- Ground reference number for Component Location Charts

Symbols

Number	Description	Basic colour
1	Audio signal positive	WH
2	Audio signal negative	GY
3	Audio signal reference (return/shield)	BN
4	Data link, bus positive	GY
5	Data link, bus positive	BU
6	Data link, bus shield	NO
7	Constant DC voltage, other than battery	YE
8	Sensor signal (X-direction, forward, upward)	WH
9	Sensor signal return (reference/ground)	BN
10	Sensor signal (Y-direction, reverse, downward)	GY
15	Battery voltage, hot in Start and Run only	GN
20	Battery voltage, hot in Run only	PK
29	Battery voltage, hot at all times (secondary fused)	OG
30	Battery voltage, hot at all times (not fused and primary fused)	RD
31	Ground	BK
32	Switched between: Battery voltage, Ground or Open Circuit (Plus for: front down, open, mirror leftward, unlock, on)	WH

Number	Description	Basic colour
33	Switched between: Battery voltage, Ground or Open Circuit (Plus for: front up, close, mirror rightward, lock, off)	YE
34	Switched between: Battery voltage, Ground or Open Circuit (Plus for: rear up, mirror upward, forward or module settings)	BU
35	Switched between: Battery voltage, Ground or Open Circuit (Plus for: rear down, mirror downward, reverse or inductor output voltage)	VT
48	Drain wire	NO
49	Pulsed power feed	BU
50	Battery voltage, hot in Start only	GY
59	AC Power	GY
64	DC voltage, hot only if engine runs	BU
75	Battery voltage, hot in Run and Accessory only	YE
91	Ground	BK

2008

100-00-04-10
2008.75

Focus

Symbols – System Codes

	Distribution Systems	BB: Start	HC: Heated seats
DA:	Splices distribution	Chassis Systems	Occupant Restraint Systems
DB:	Busbars	CC: Ride suspension	JA: Air Bags
DC:	Circuit protection – Battery Junction Box (BJB)	CD: Suspension (air/self-leveling)	Wiper and Washer Systems
DD:	Circuit protection – Central Junction Box (CJB)	CE: Power steering (variable automatic power assist)	KA: Wiper/washer
DE:	Ground	CF: Anti-lock brakes/traction control	Lighting Systems
DF:	Junction block	CG: Brakes (engine/exhaust/jake)	LB: Courtesy (glove comp./hood/luggage comp./map/recharg. flashlight/vanity)
DG:	Circuit protection – Auxiliary fuse box	Climate Systems	LC: Entry (including: dome/floor/door)
DH:	Distribution – Auxiliary fuse box	FA: Climate 1	LD: Fog/flood/driving
DJ:	Auxiliary distribution	FB: Climate 2	LE: Head (including: concealed/dim-dip/daytime running)
DK:	Integrated components	FC: Climate, auxiliary heater	LF: Parking/marker/licence/clearance
	Data Bus Systems	Information and Warning Systems	LG: Turn signal/cornering/hazard/stop/reverse
EA:	ACP Bus	GA: Gauges – level/pressure/temperature	LH: Switch illumination
EB:	ALT Bus	GB: Gauges miscellaneous (including: speedometer/clock)	LK: Instrument illumination
EC:	CAN Bus	GC: Indicator – level/pressure/temperature	Entertainment and Communication Systems
ED:	DCL Bus	GE: Auxiliary warning/bulb outage	MC: Communication
EE:	ISO Bus	GG: Instrument cluster	MD: Entertainment
EG:	SCP Bus	GH: Trip computer	Special Vehicles (unique)
	Power Convenience Systems	GJ: Horn	NA: Ambulance
AA:	Door locks and decklid (including: remote keyless entry/global closing)	GK: Navigation	NB: Police
AD:	Power mirrors	GL: Anti-theft	NC: Taxi
AG:	Power roof	GM: Audio warning (including: buzzers/chimes)	ND: Trailer
AH:	Power seats	GN: parking aid	Powertrain Control Systems
AJ:	Power windows	GP: Vehicle emergency monitoring	PA: Engine control (common, cooling and extra carbureted)
AL:	Power steering column	Heated Systems	PG: Vehicle speed and engine RPM
AM:	Power doors	HA: Auxiliary (including: air/filter/lighter)	
	Basic Systems	HB: De-ice (including: mirrors/washer jets/windows)	
BA:	Charge (including: ammeter/voltmeter)		

Symbols

(LHD) Left-hand-drive vehicles

(RHD) Right-hand-drive vehicles

Country codes

(A) Austria

(B) Belgium

(CH) Switzerland

(CZ) Czech Republic

(D) Germany

(DK) Denmark

(E) Spain

(F) France

(GR) Greece

(H) Hungary

(I) Italy

(IS) Iceland

(N) Norway

(NL) Netherlands

(P) Portugal

(S) Sweden

(FIN) Finland

Wire colours	
BK	Black
BN	Brown
BU	Blue
GN	Green
GY	Grey
LG	Light green
NA	Natural
OG	Orange
PK	Pink
RD	Red
SR	Silver
VT	Violet
WH	White
YE	Yellow

A large proportion of the plugs in the electrical systems of this vehicle are new generation plugs first introduced on the Fiesta '89 and since then progressively brought into use on other vehicles. These plugs not only provide a very reliable contact, they are also easy to repair.

A wiring loom repair kit is available for such repairs. This allowed individual replacement of single connectors. The repair kit includes the required replacement connectors, the tools needed for assembly

and an illustration of the most important repair procedures.

Special tools may be ordered from OTC Europe or their agents/distributors. In case of difficulty they may be obtained from:

Löwener OTC Tool GmbH
Industriestr. 67
D-40764 Langenfeld
Tel.: (0)2173-928-0
Fax: (0)2173-928-199

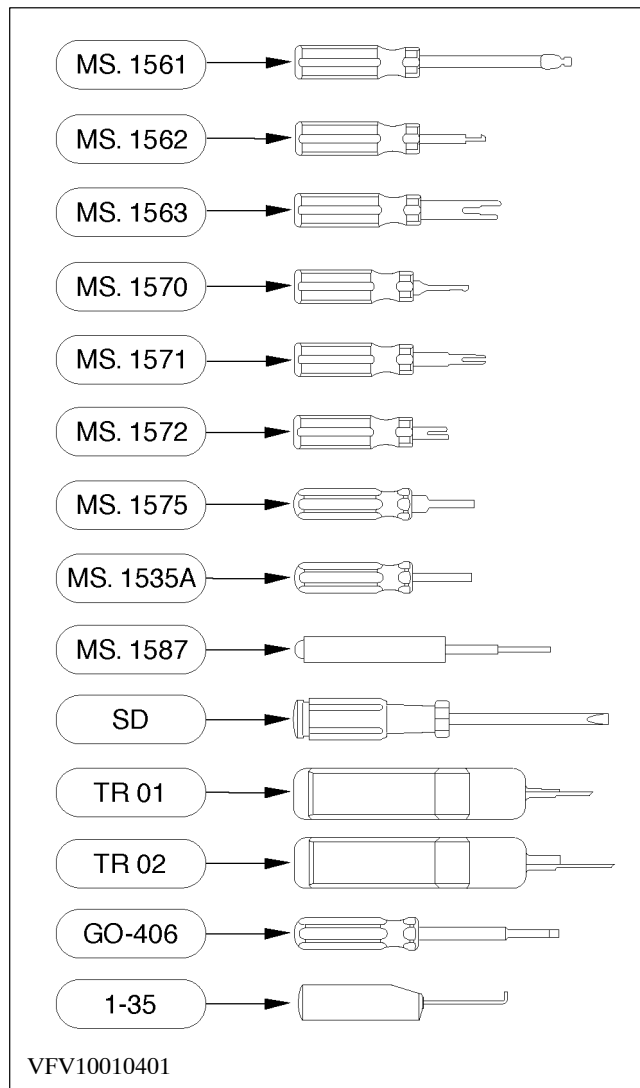
Plug Repairs Using the Wiring Loom Repair Kit

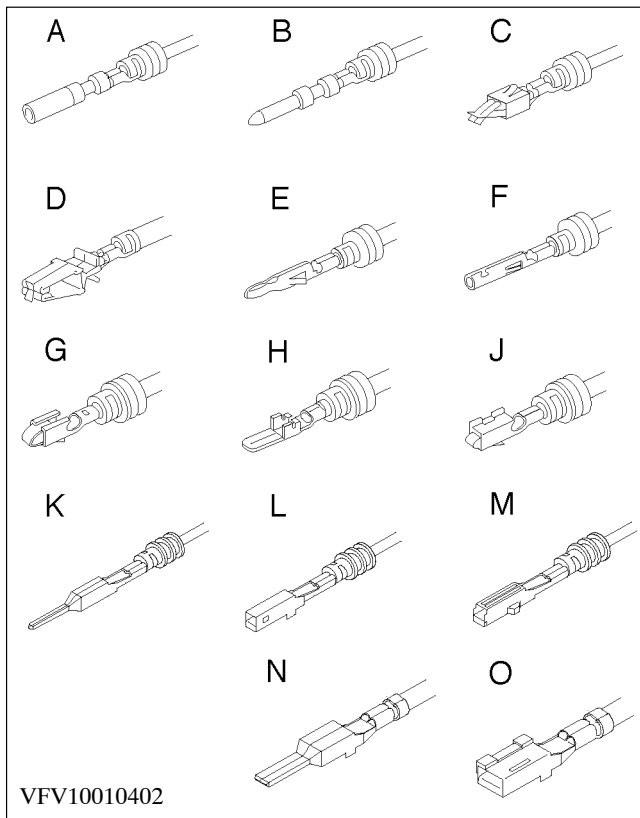
Do not use excessive force while repairing plugs. When inserting the replacement terminals listen or feel for the "click" to make sure that the terminal engages correctly.

Special Tools

(Included in the wiring loom repair kit)

MS. 1561	=	Extractor
MS. 1562	=	Extractor
MS. 1563	=	Releasing tool I
MS. 1570	=	Extractor
MS. 1571	=	Releasing tool II
MS. 1572	=	Releasing tool III
SD	=	Screwdriver
MS. 1535A	=	Releasing tool IV
MS. 1575	=	Releasing tool V
MS. 1587	=	Releasing tool VI
TR 01	=	Extractor, male side
TR 02	=	Extractor, female side
GO-406	=	Extractor
1-35	=	Extractor, secondary lock

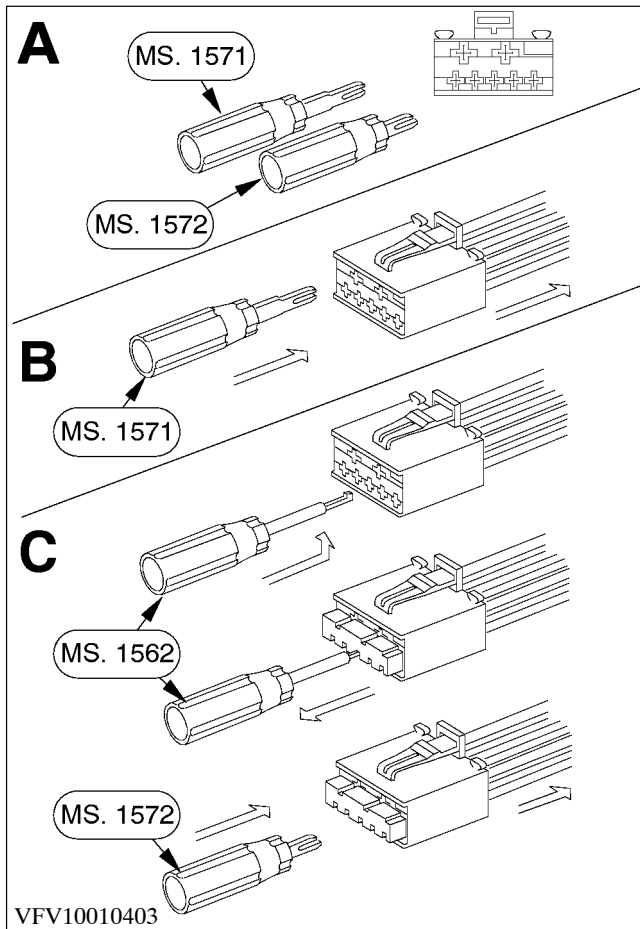




Available Individual Connectors
(Included in the wiring loom repair kit)

- A = Socket terminal
- B = Pin terminal
- C = DFK flat-pin terminal
- D = ESPA DFK-1 flat-pin terminal
- E = Pin terminal
- F = Socket terminal
- G = Flat socket terminal
- H = Flat pin terminal
- J = Socket terminal
- K = Pin terminal
- L = Socket terminal
- M = Socket terminal
- N = Pin terminal
- O = Socket terminal

These connectors are already provided with cable terminations of different cross sections. The repair kit also includes various crimp-on sleeves for connection to the loom cable.



Dismantling Double-Row Multiplugs

Note: Two different releasing tools are used (A):
- MS. 1571 with two legs of equal length
- MS. 1572 with two legs of different lengths

To remove the larger (upper) flat-pin terminal, insert releasing tool MS. 1571 and press the flat-pin terminal out towards the rear (B).

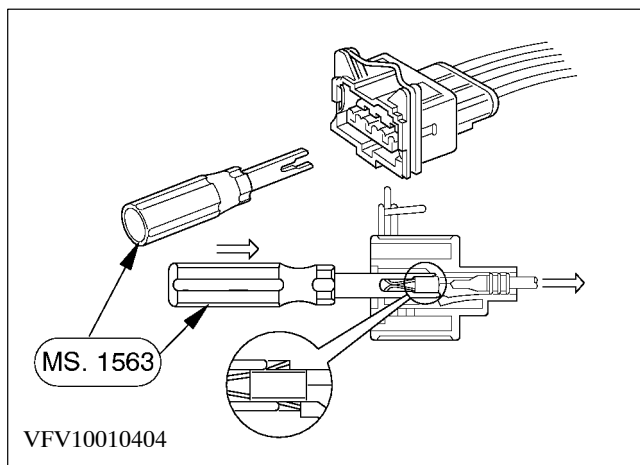
To remove the smaller (lower) flat-pin terminals, first pull out the unlocking device as far as the first stop using extractor MS. 1562 (C). Then insert releasing tool MS. 1572 with the longer leg adjacent to the red locking device and press the small flat-pin terminal out to the rear (C). Insert the replacement terminal and then engage the locking device fully again.

100-00-05

Connector Repair Procedures

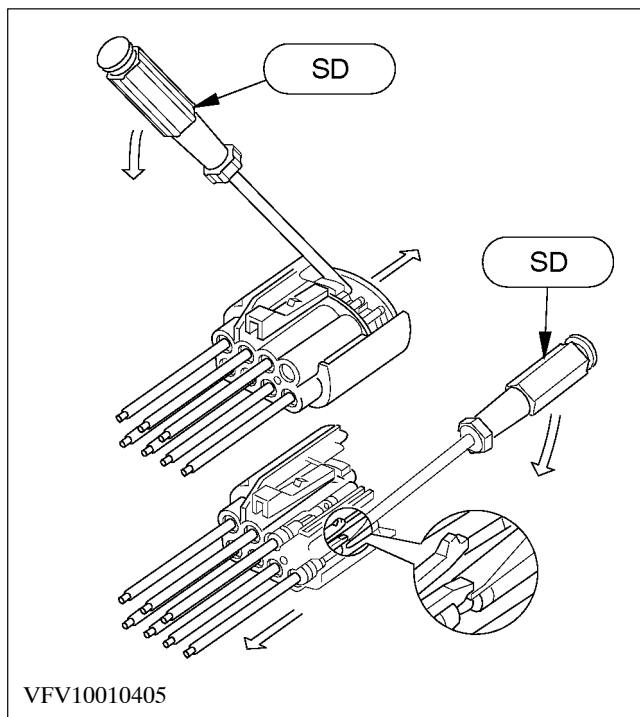
100-00-05

-3

**Dismantling Type DFK Multiplugs**

Insert releasing tool MS. 1563 with the longer leg adjacent to the red locking device and press the DFK flat-pin terminal out.

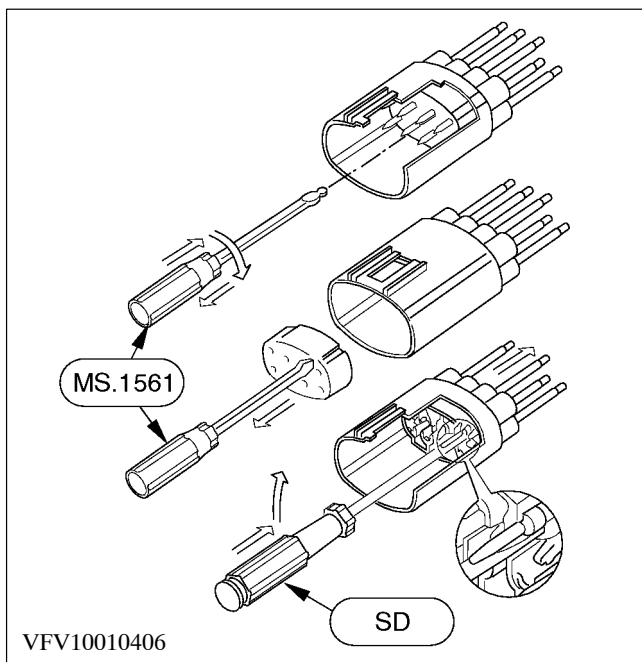
When inserting the replacement terminal, make sure that it engages correctly.

**Dismantling Oval Plugs**

a) Pin side

Pry out the cover using screwdriver SD. Then lift the locking device of the pin in question and pull out the pin at the end of the cable.

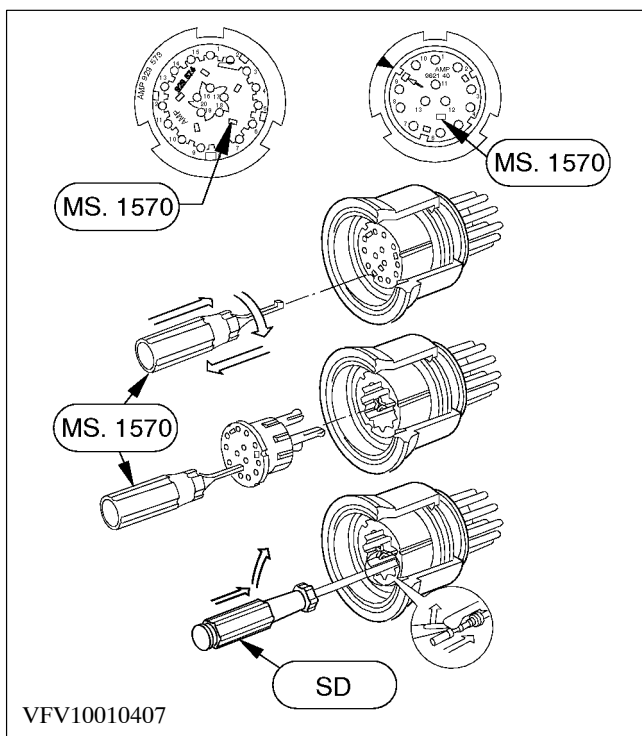
When inserting the replacement pin, make sure that it engages correctly.



b) Socket side

Remove the locking cap completely using extractor MS. 1561. Then lift the locking device with screwdriver SD and pull out the socket terminal at the end of the cable.

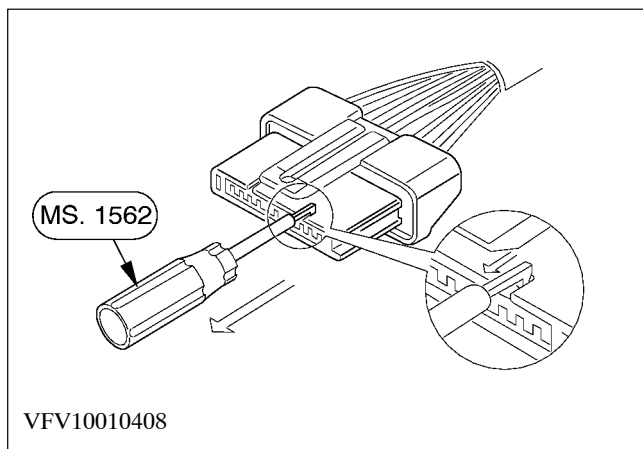
When inserting the replacement socket terminal, make sure that it engages correctly.



Dismantling Round Plugs

Insert extractor MS. 1570 in one of the rectangular openings, turn through 90° and pull out the red locking device completely. Then lift the locking tab of the pin or sleeve-type terminal in question slightly with screwdriver SD and pull out the terminal on the cable.

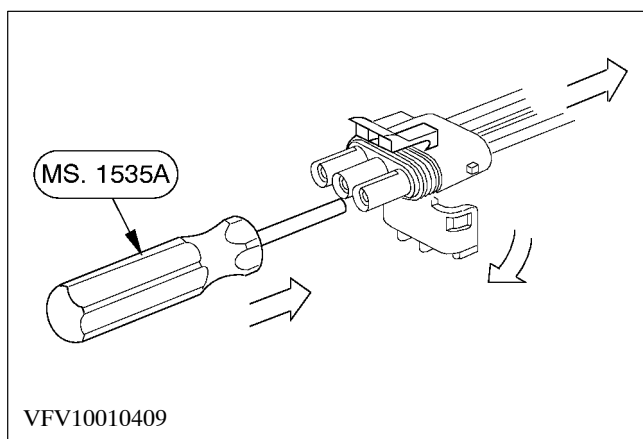
When inserting the replacement terminal, make sure that the terminal and red locking device engage fully.



Dismantling Single-Row Multiplugs

Pull the locking device towards the front using extractor MS. 1562 (to disengage it). Then pull out the single terminal in question on its cable towards the rear.

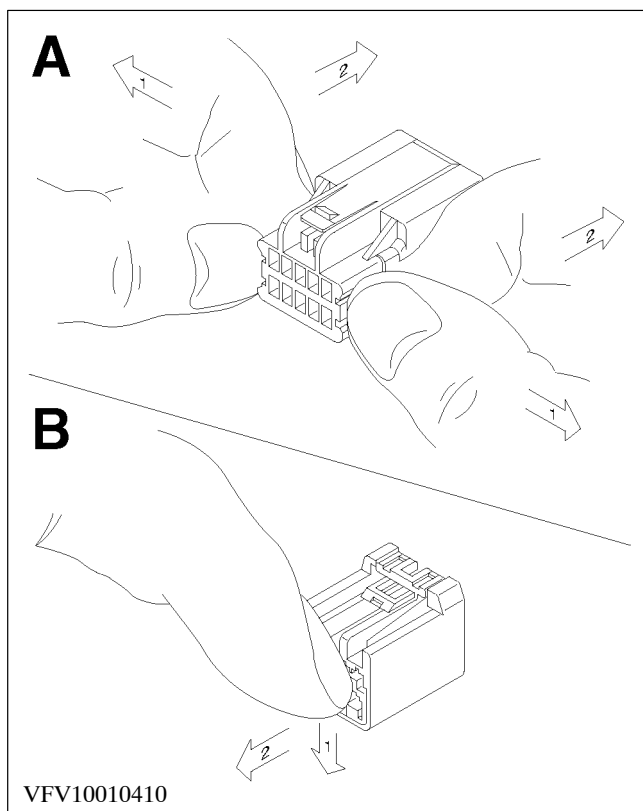
The locking device must engage correctly after insertion of the replacement terminal.



Dismantling 3-Pin Plugs

Open the locking device. Then press in the pin in question - as shown - with the available releasing tool MS. 1535A and pull out the cable towards the rear.

When inserting the replacement terminal, listen or feel for the “click” to make sure that the pin and locking device engage correctly.



Dismantling Unsealed YES-Connectors

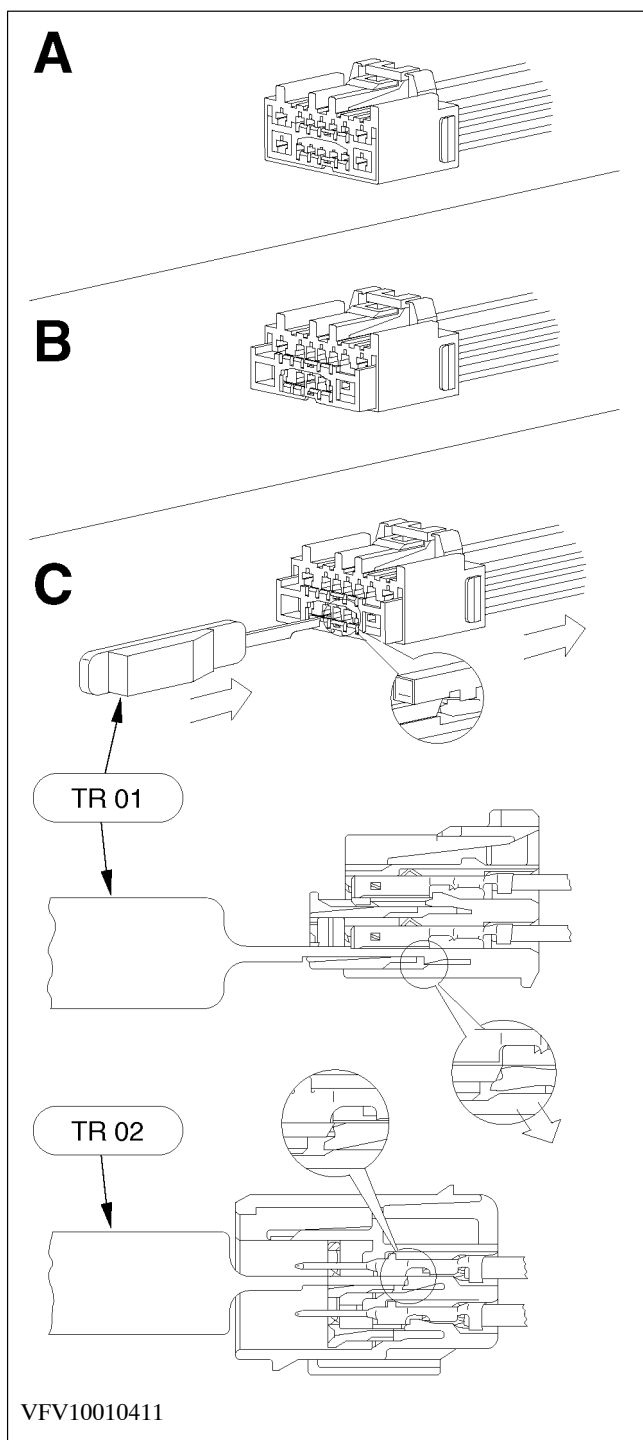
A: Disengagement of spacer from the full-lock position (male)

Release the locks holding the spacer in the full-lock position by deflecting the operating arms outward. With the operating arms deflected, push the spacer to the pre-set position.

B: Disengagement of spacer from the full-lock position (female)

Release the lock holding the spacer in the full-lock position by deflecting the operating arm downward. With the operating arm deflected, pull the spacer to the pre-set position.

The illustration shows the spacer being moved from the full-lock position to the pre-set position.



Dismantling Unsealed YES-Connectors

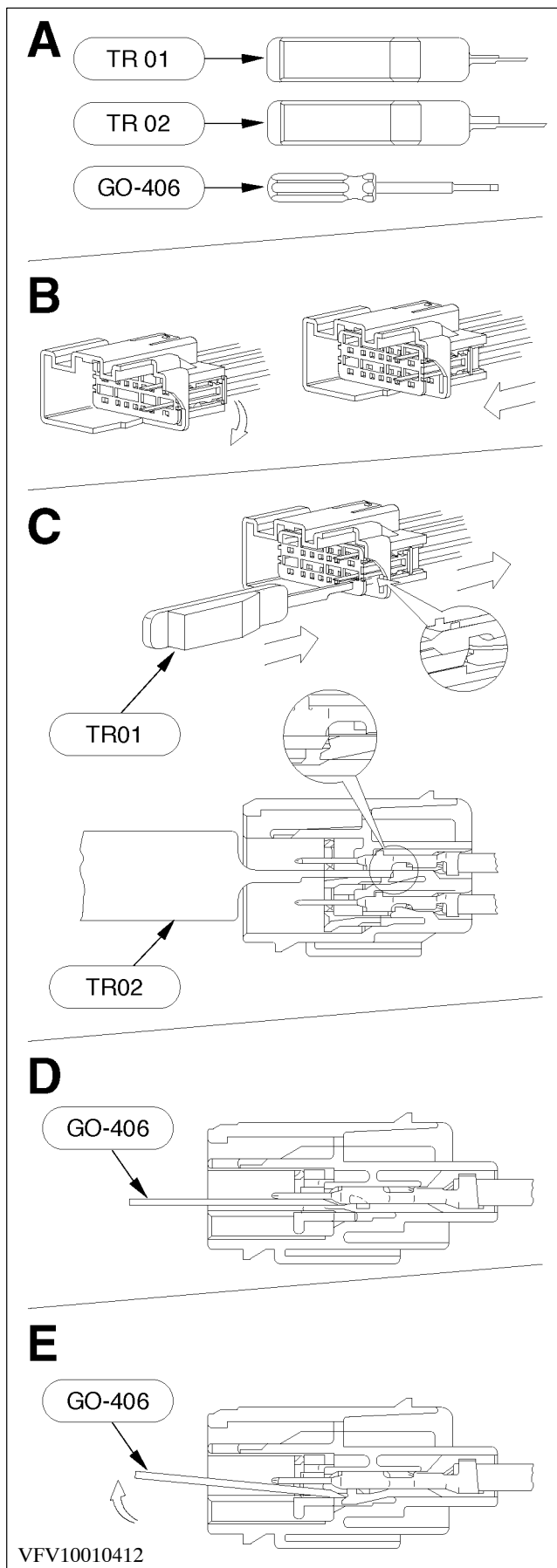
Note: Spacer in full-lock position (A). To remove the pins pull the spacer to the pre-set position (B) as described in figure VFV10010410.

Push the applicable wire lightly to assure the terminal is fully forward in the terminal cavity.

Insert extractor TR 01 for male side or TR 02 for female side into the face of the terminal cavity. The tip of the tool must be positioned between the servicing tab of the flexible arm and the terminal.

Push the tool forward, automatically lifting the flexible arm. Utilisation of alternate tools will require the operator to manually deflect the flexible arm.

With the flexible arm deflected, pull the wire to remove the terminal from the cavity. If the terminal does not disengage easily from the housing, repeat the steps previously outlined.

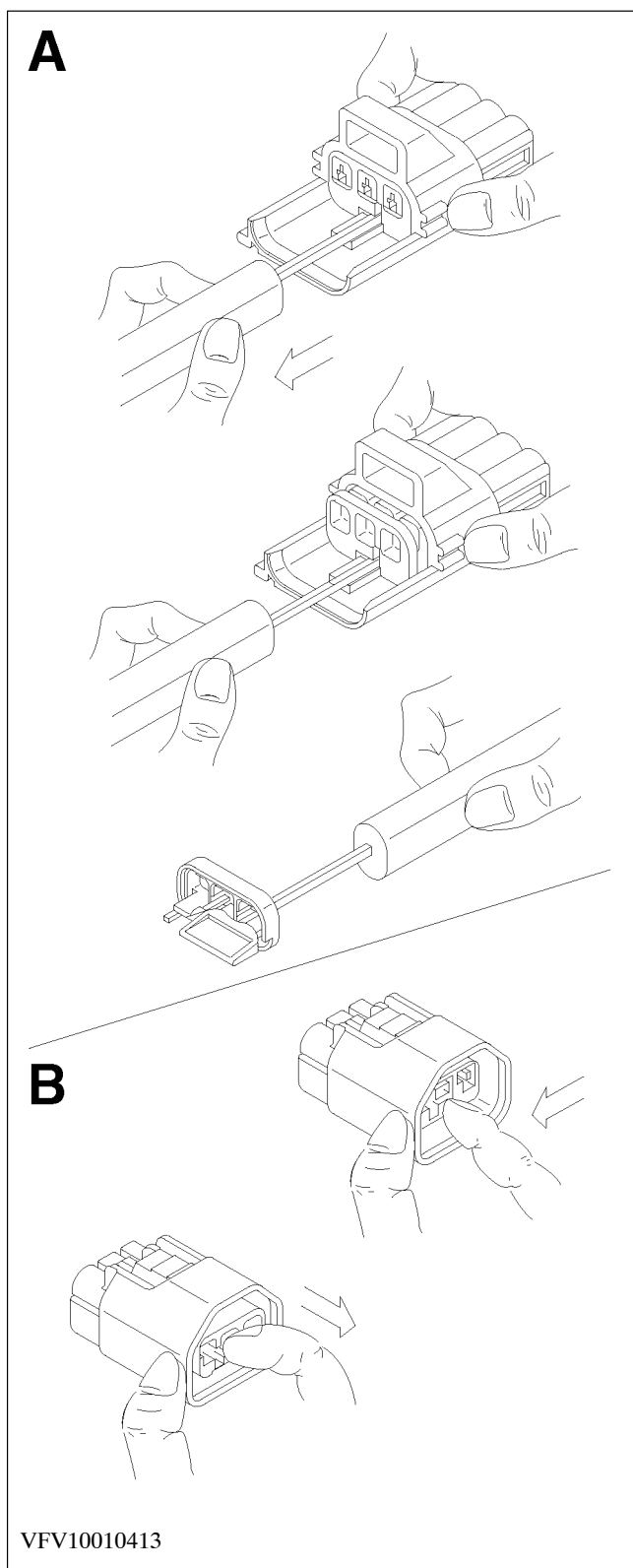


Dismantling YES-Hybrid-Connectors

Note: Three different releasing tools are used (A). To remove the pins pull the spacer to the pre-set position (B) as described in figure VFF10010410.

To remove the smaller flat-pin terminals, push the wire lightly in the direction of the terminal insertion. After assuring the orientation of the removal tool insert extractor TR 01 (C) for male side or TR 02 (C) for female side between the terminal and the elastic arm along the guiding hole of the front holder. Push the extractor lightly. The lock between the beak and the hook will be released. Then pull the wire lightly from the housing.

To remove the larger flat-pin terminals, push the wire lightly in the direction of the terminal insertion. After assuring the orientation of the removal tool insert extractor GO-406 (D) between the terminal and the elastic arm along the guiding hole of the front holder. The lock between the beak and the hook is released by lifting extractor GO-406 (E). Then pull the wire lightly from the housing.



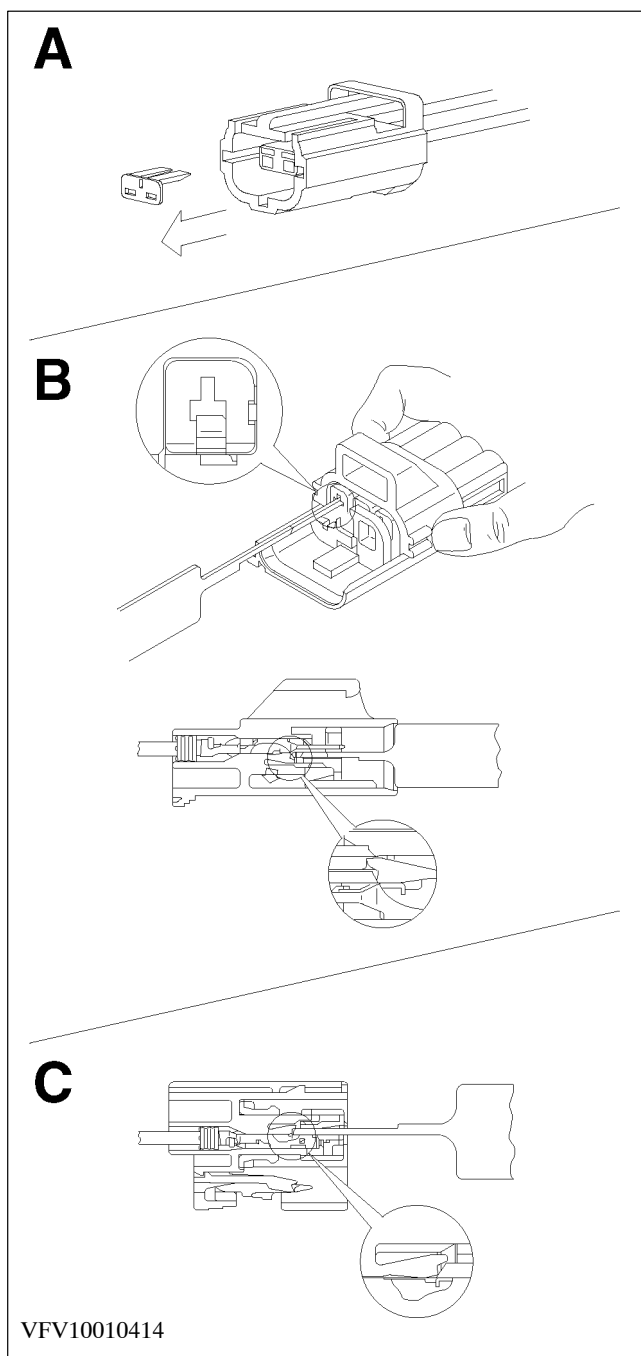
Dismantling Sealed YES-Connectors

A: Disengagement of front holder from the full-lock position (male)

Insert hook tool 1-35 into the slot provided. A slight pull of hook tool 1-35 in the direction of the arrow will release the spacer for terminal removal.

B: Disengagement of spacer from the full-lock position (female)

Release the lock holding the spacer in the full-lock position by deflecting the operating arm from right to left. With the operating arm deflected, pull the spacer to the pre-set position.



Dismantling Sealed YES-Connectors

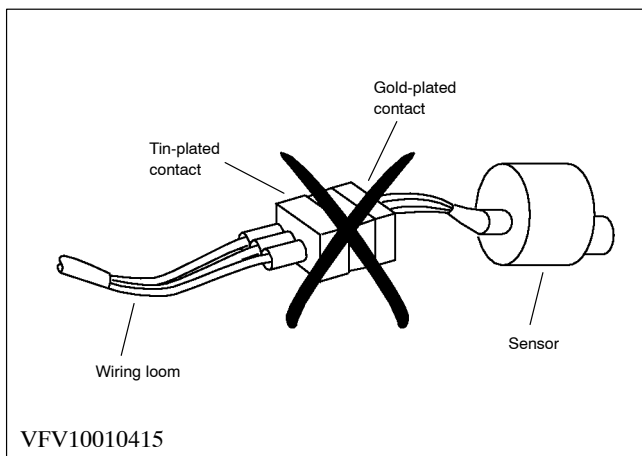
Note: Disengage the front holder and/or spacer as described in figure VFV10010413.

Push the applicable wire lightly to assure the terminal is fully forward in the terminal cavity.

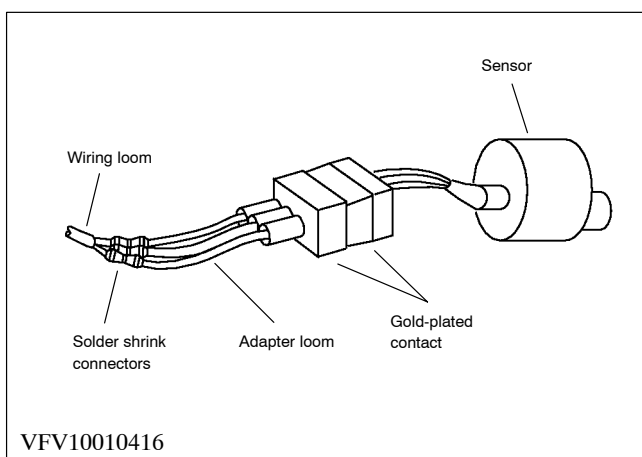
Insert extractor TR 01 for male side or TR 02 for female side into the face of the terminal cavity as shown for male terminal. The tip of the tool must be positioned between the servicing tab of the flexible arm and the terminal.

Push the extractor forward, automatically lifting the flexible arm. Utilisation of alternate extractors will require the operator to manually deflect the flexible arm.

With the flexible arm deflected, pull the wire to remove the terminal from the cavity. If the terminal does not disengage easily from the housing, repeat the steps previously outlined.



VFV10010415



VFV10010416

Gold-plated contacts

Servicing sensors and connectors with gold-plated contacts for engine control systems

Connectors with gold-plated contacts have been introduced at various critical connections (current less than 1 mA, voltage under 5 V) in the engine control systems. Gold-plated contacts have significantly less resistance than the tin-plated contacts which have been used previously. Uninterrupted, interference-free signal transmission to the engine control unit can thus be guaranteed.

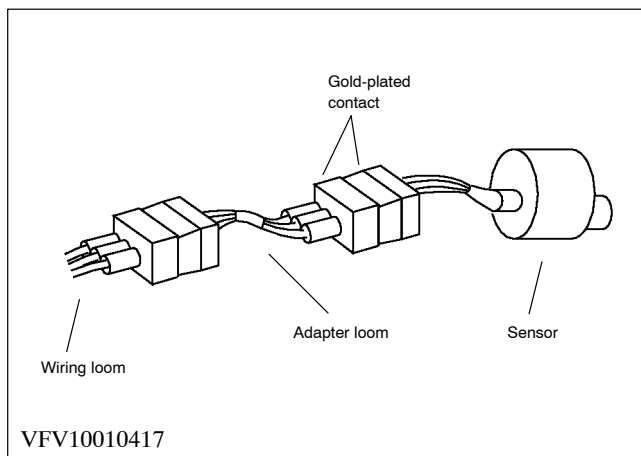
Note: Gold-plated contacts must never be connected with tin-plated contacts (figure VFV10010415). Not only can the gold plating be damaged, but the resulting resistance is much higher than either a gold-gold connection or a tin-tin connection.

The contacts which are needed to repair the gold-plated connections can be obtained as an addition to the wiring loom repair kit from Löwener. The addition to the kit includes gold-plated contacts with white pigtails and a tube of special grease. Connectors with gold-plated contacts are protected by a special grease which is applied during production and therefore must never be treated with lithium grease.

If a connector or a sensor needs to be replaced, the new replacement may include gold-plated contacts.

Sensors with gold-plated contacts must only be replaced with those which also have gold-plated contacts.

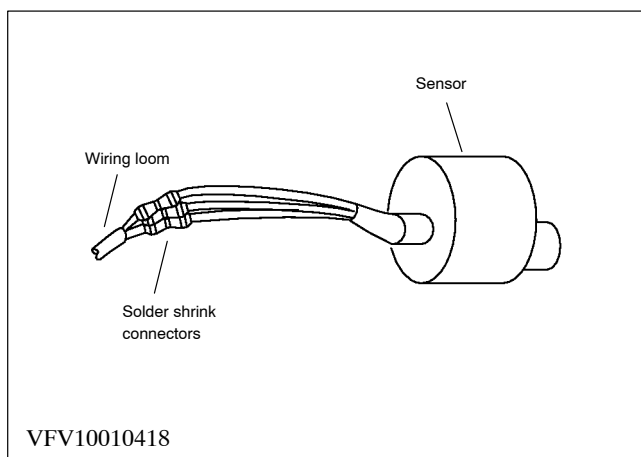
If a sensor with tin-plated contacts is to be replaced with a new sensor with gold-plated contacts, a special adapter loom must be used (figure VFV10010416). The same applies to replacement wiring looms with gold-plated contacts which are being connected to sensors with tin-plated contacts.



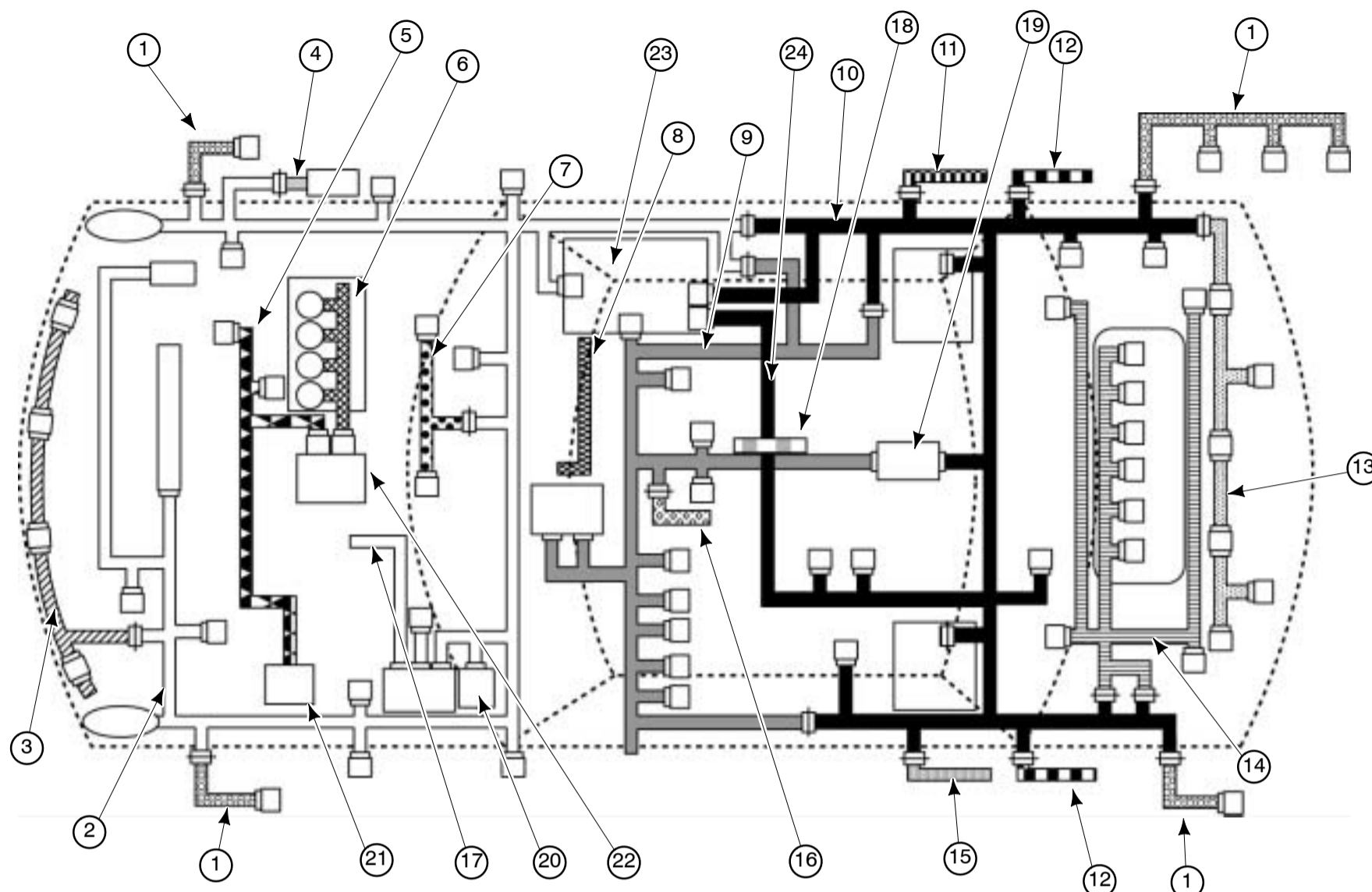
The adapter loom for the throttle position sensor (TPS) and the camshaft position sensor must be attached with solder shrink connectors (figure VFFV10010416). The adapter loom for the crankshaft position sensor has a connector at both ends and only needs to be plugged in between the sensor and the wiring loom (figure VFFV10010417).

The throttle position sensor (TPS) can be replaced with a new sensor (with gold-plated contacts) by cutting the wiring loom, removing the connector and attaching the wires back together with solder shrink connectors (figure VFFV10010418).

Only solder shrink connectors should be used to attach cut wires together (order from Ford parts). The solder shrink connectors that are available in the wiring loom repair kit from Löwener are approximately the same.



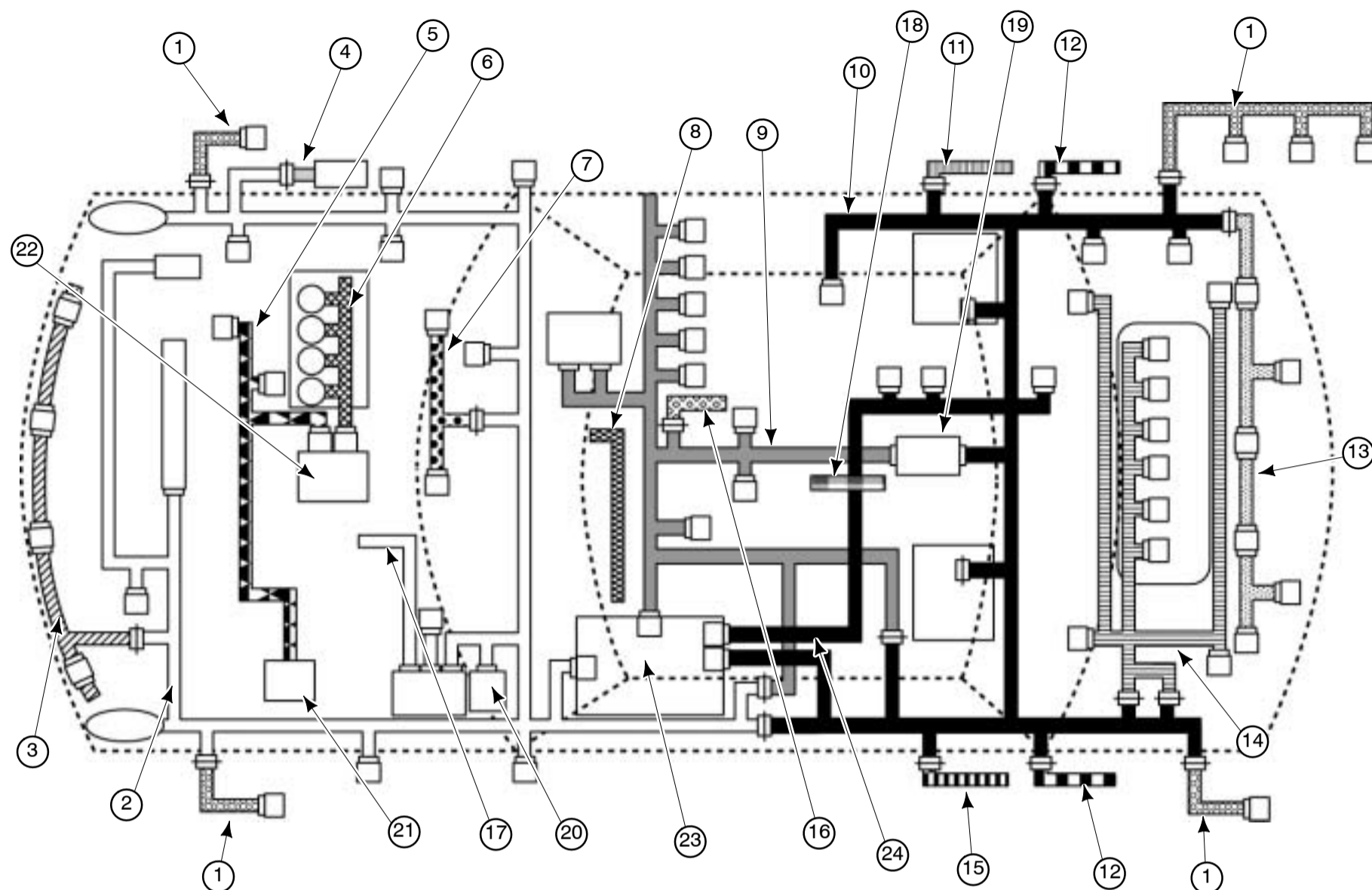
Wiring Harness Overview – except Coupé–Cabriolet, LHD



▣ Connector

Item	Part Number	Description	Item	Part Number	Description
1	2B325	Wiring harness – Brake warning switch	13	15K868	Wiring harness – Driver door
2	14K733	Wiring harness – Engine compartment	14	17N400	Wiring harness – Tailgate/rear doors
3	15K867	Wiring harness – Parking aid module, trailer module	15	14A584	Wiring harness – Driver door
4	F221050	Wiring harness – Windshield wiper/washer	16	15K857	Wiring harness – Battery
5	12A690	Wiring harness – Engine control	17	14A280	Wiring harness – Battery
6	9H589	Wiring harness – Engine control	18	14B079	Restraints Control Module (RCM)
7	14297	Wiring harness – Windshield wiper	19	–	Restraints Control Module (RCM)
8	19A657	Main wiring harness	20	–	ABS module
9	14401	Main wiring harness	20	–	Electronic Stability Program (ESP) module
10	14014	Wiring harness – Door to door	21	–	Battery Junction Box (BJB)
11	14K138	Wiring harness – Passenger door	22	–	Power Control Module (PCM)
12	14240	Wiring harness – Rear doors	23	–	Central Junction Box (CJB)
			24	14335	Wiring harness – Interior illumination

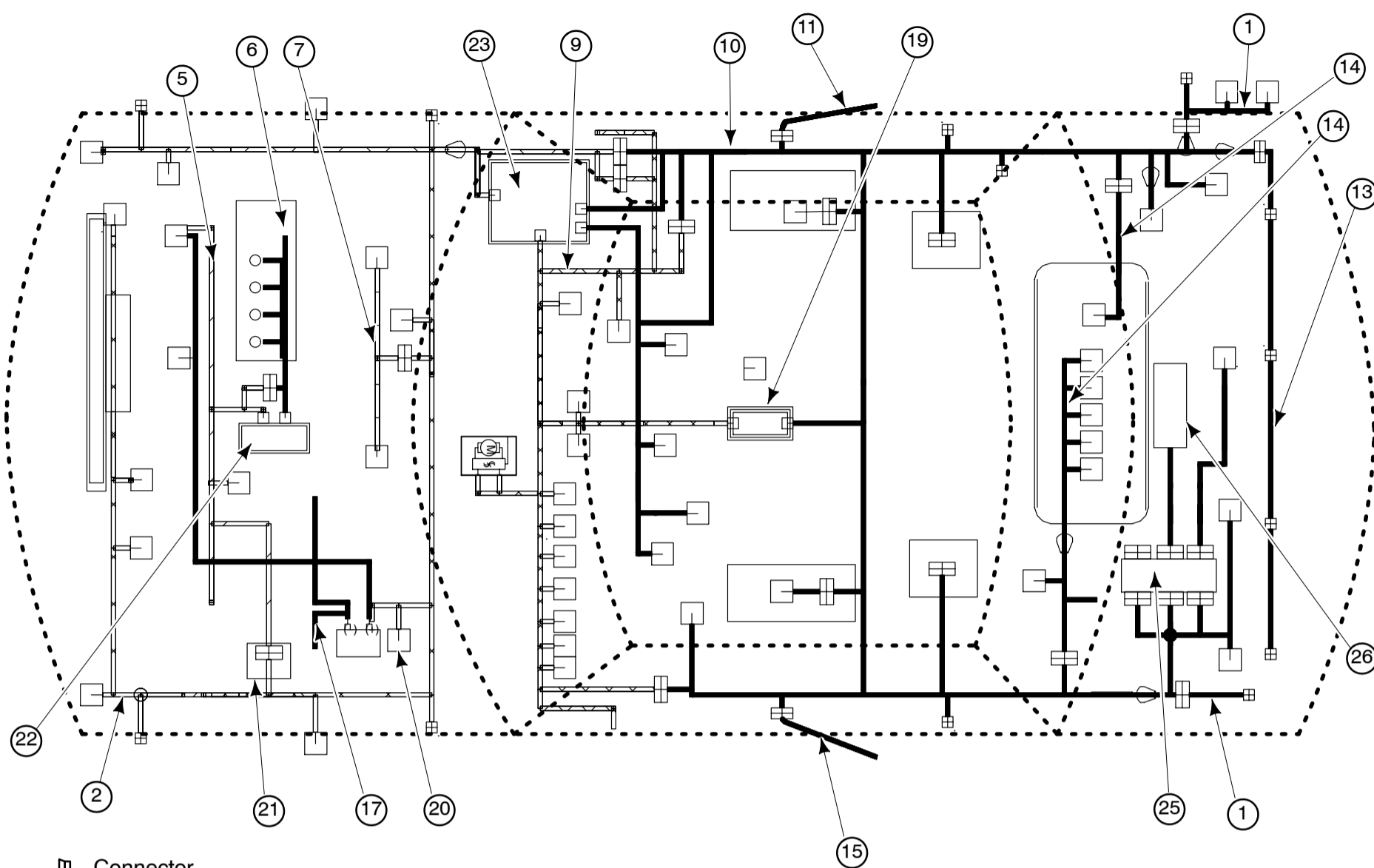
Wiring Harness Overview – except Coupé–Cabriolet, RHD



▣ Connector

Item	Part Number	Description	Item	Part Number	Description
25	2B325	Wiring harness – Brake warning switch	37	15K868	
26	14K733	Wiring harness – Engine compartment	38	17N400	Wiring harness – Tailgate/rear doors
27	15K867	Wiring harness – Parking aid module, trailer module	39	14K138	Wiring harness – Passenger door
28	F221050	Wiring harness – Windshield wiper/washer	40	15K857	
29	12A690	Wiring harness – Engine control	41	14A280	Wiring harness – Battery
30	9H589	Wiring harness – Engine control	42	14B079	
31	14297	Wiring harness – Windshield wiper	43	–	Restraints Control Module (RCM)
32	19A657		44	–	ABS module
33	14401	Main wiring harness	20	–	Electronic Stability Program (ESP) module
34	14014	Wiring harness – Door to door	45	–	Battery Junction Box (BJB)
35	14A584	Wiring harness – Driver door	46	–	Power Control Module (PCM)
36	14240	Wiring harness – Rear doors	47	–	Central Junction Box (CJB)
			48	14335	Wiring harness – Interior illumination

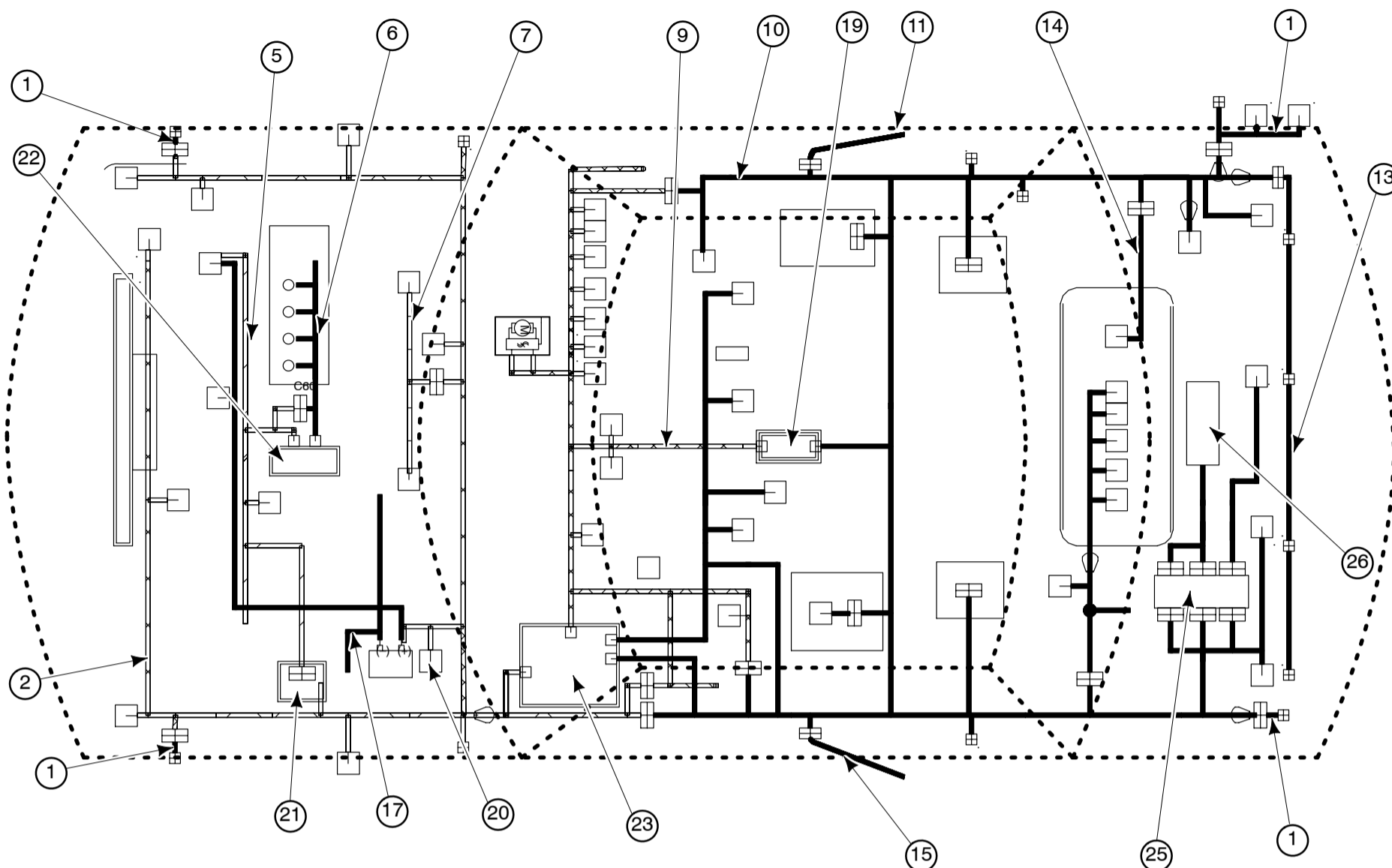
Wiring Harness Overview – Coupé–Cabriolet, LHD



□ Connector

Item	Part Number	Description	Item	Part Number	Description
49	2B325	Wiring harness – Brake warning switch	62	17N400	Wiring harness – Tailgate/rear doors
50	14K733	Wiring harness – Engine compartment	63	14A584	Wiring harness – Driver door
51	–		64	–	
52	–		65	14A280	Wiring harness – Battery
53	12A690	Wiring harness – Engine control	66	–	
54	9H589	Wiring harness – Engine control	67	–	Restraints Control Module (RCM)
55	14297	Wiring harness – Windshield wiper	68	–	ABS module
56	–		20	–	Electronic Stability Program (ESP) module
57	14401	Main wiring harness	69	–	Battery Junction Box (BJB)
58	14014	Wiring harness – Door to door	70	–	Power Control Module (PCM)
59	14K138	Wiring harness – Passenger door	71	–	Central Junction Box (CJB)
60	–		72	–	
61	15K868		73	–	Convertible top module
			74	–	Hydraulic module

Wiring Harness Overview – Coupé–Cabriolet, RHD

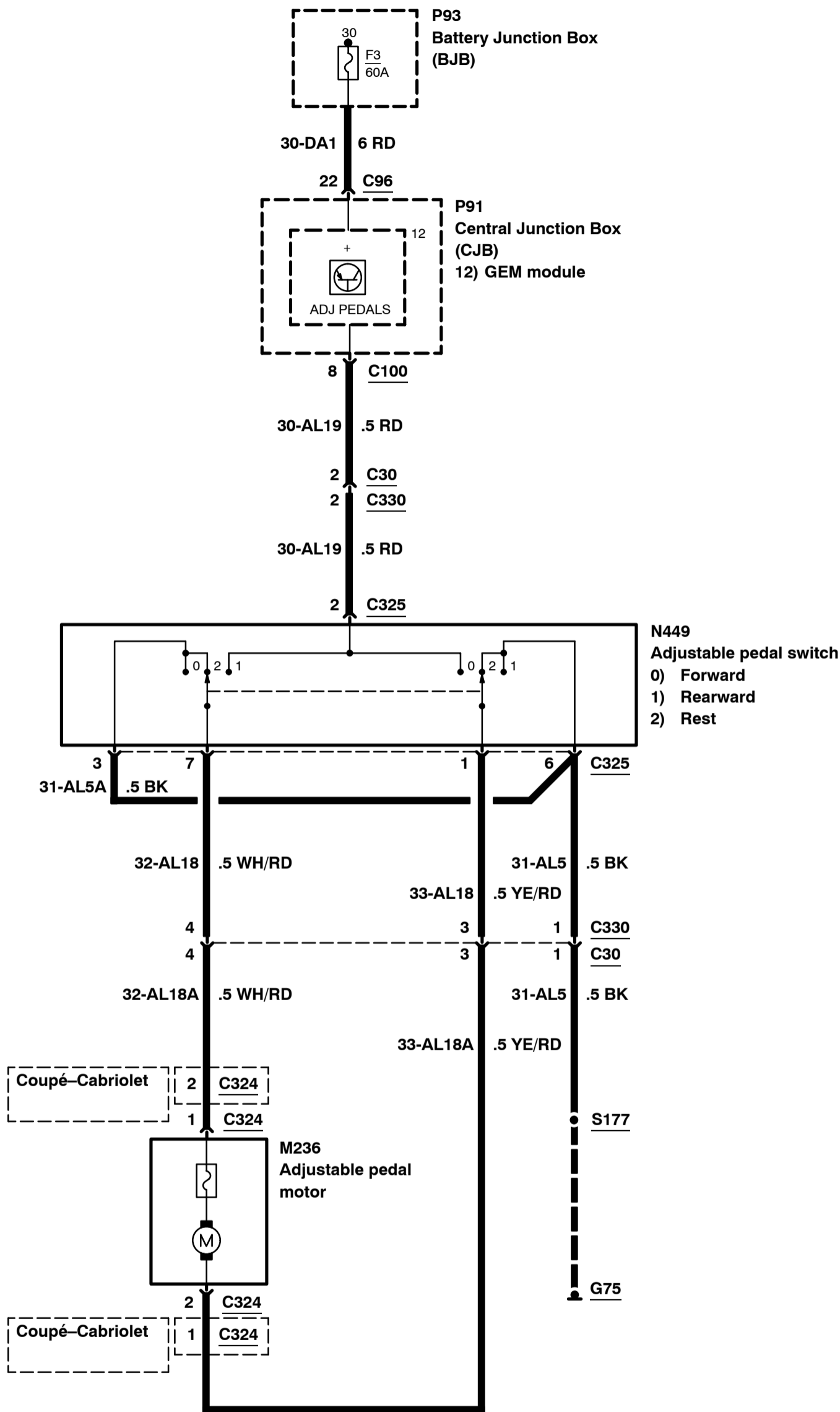


☐ Connector

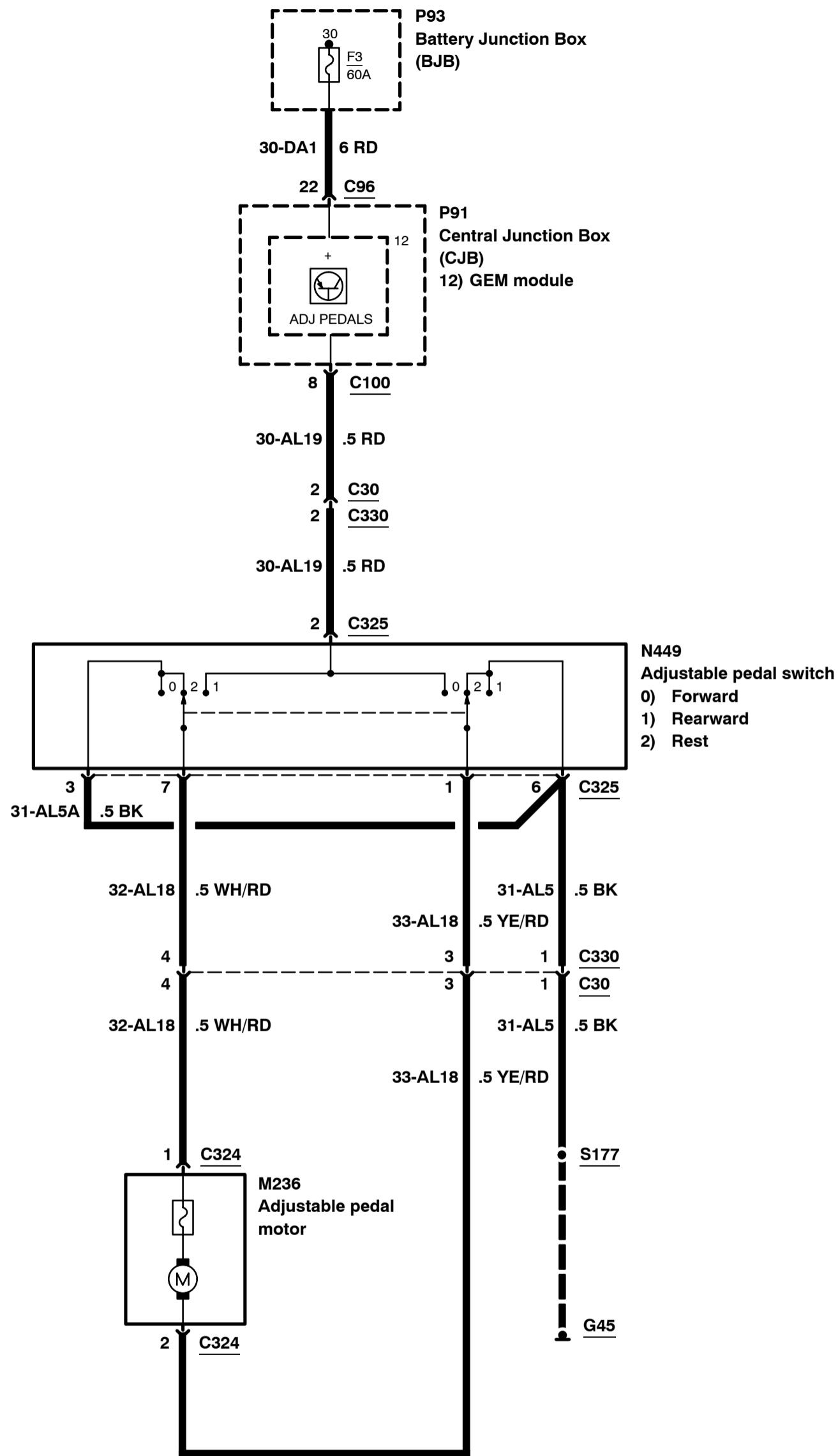
Item	Part Number	Description	Item	Part Number	Description
75	2B325	Wiring harness – Brake warning switch	88	17N400	Wiring harness – Tailgate/rear doors
76	14K733	Wiring harness – Engine compartment	89	14K138	Wiring harness – Passenger door
77	–		90	–	
78	–		91	14A280	Wiring harness – Battery
79	12A690	Wiring harness – Engine control	92	–	
80	9H589	Wiring harness – Engine control	93	–	Restraints Control Module (RCM)
81	14297	Wiring harness – Windshield wiper	94	–	ABS module
82	–		20	–	Electronic Stability Program (ESP) module
83	14401	Main wiring harness	95	–	Battery Junction Box (BJB)
84	14014	Wiring harness – Door to door	96	–	Power Control Module (PCM)
85	14A584	Wiring harness – Driver door	97	–	Central Junction Box (CJB)
86	–		98	–	
87	15K868		99	–	Convertible top module
			100	–	Hydraulic module

Hydraulic Brake Actuation – with adjustable pedals, LHD

2008
206-06-00-1
2008.75
Focus

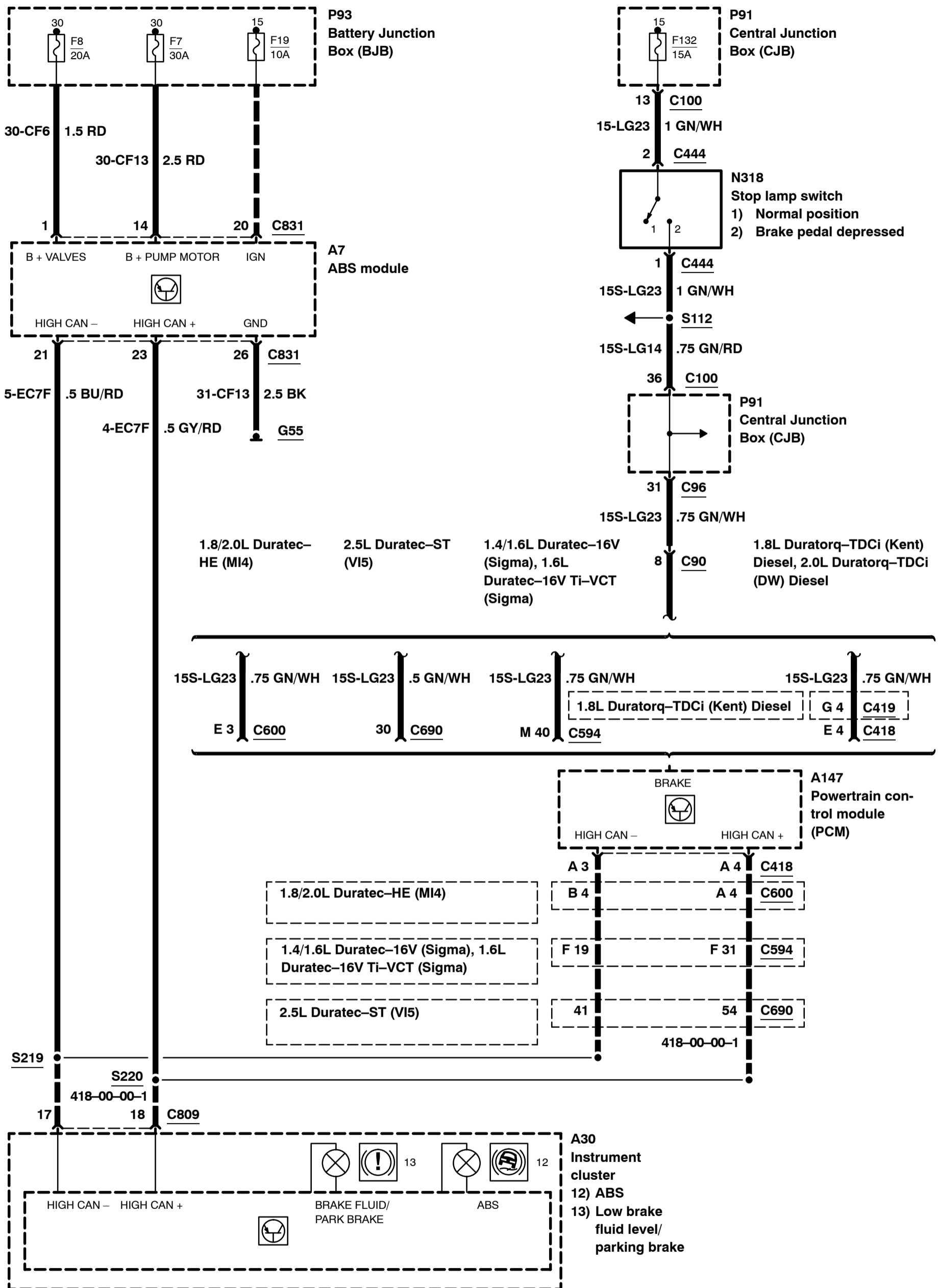


Hydraulic Brake Actuation – with adjustable pedals, RHD



Anti-Lock Control

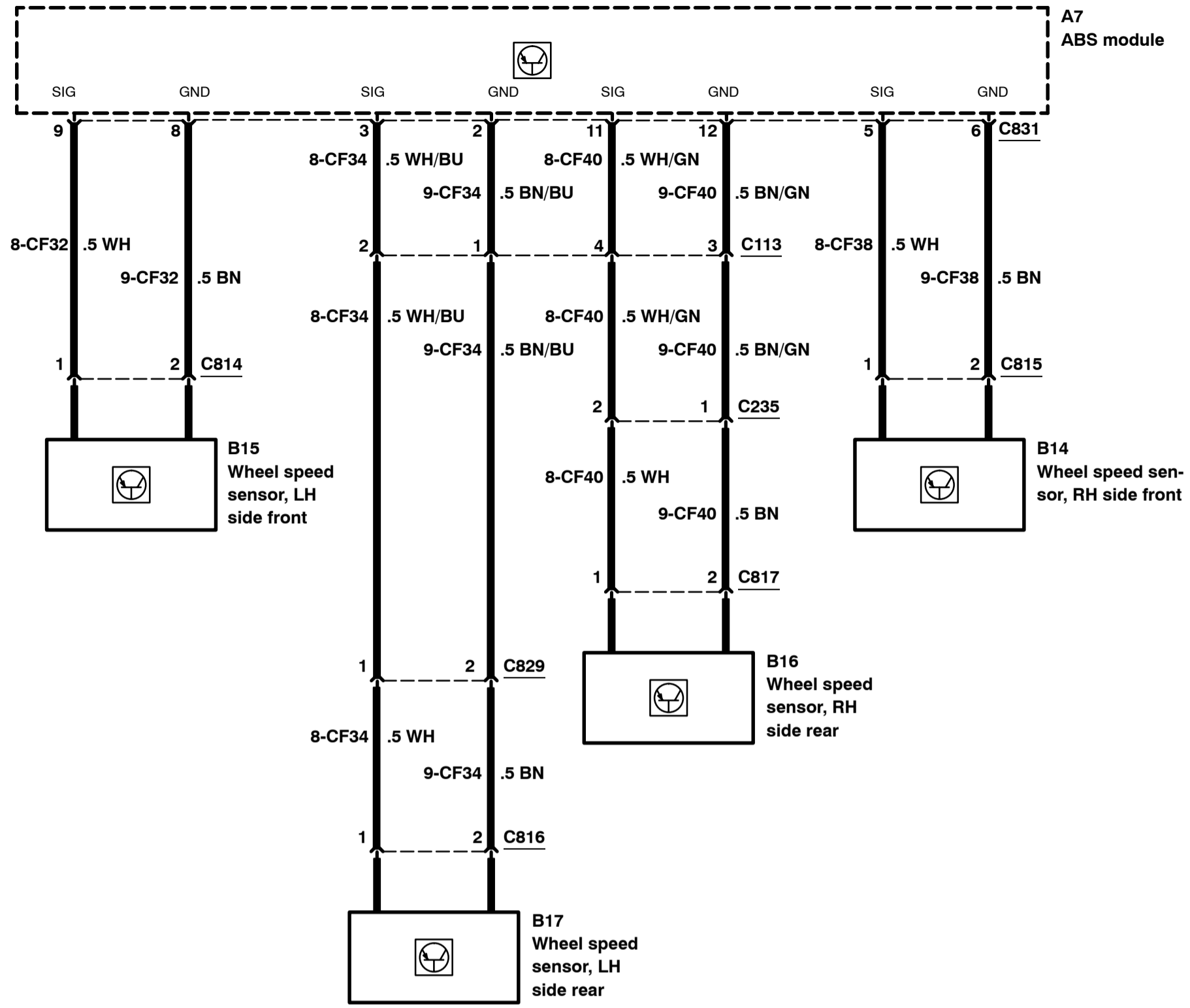
2008
206-09A-00-1
2008.75
Focus



Anti-Lock Control

2008
206-09A-00-2
2008.75
Focus

A7
ABS module

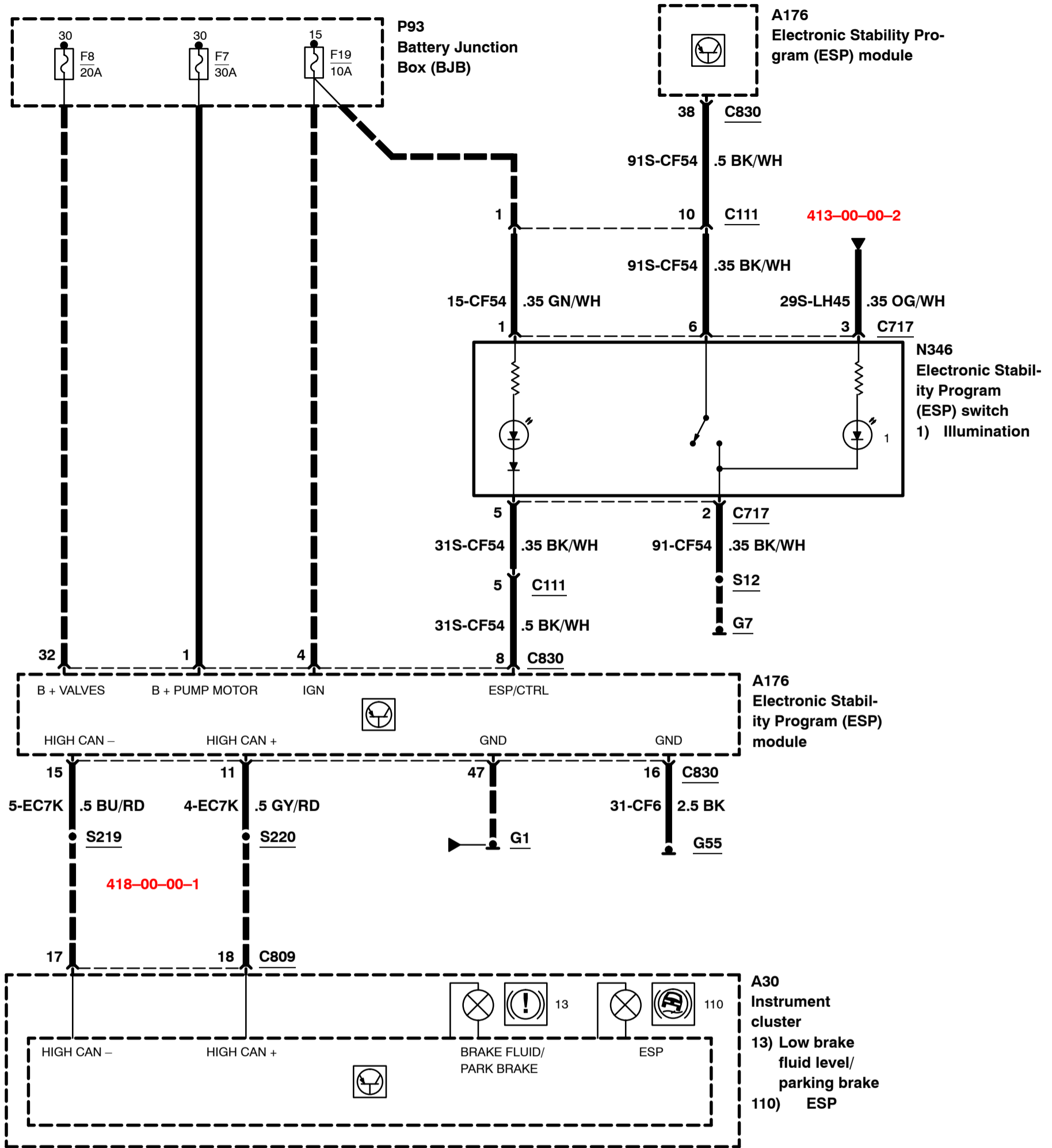


Anti-Lock Control – Stability Assist

2008

206-09C-00-1
2008.75

Focus

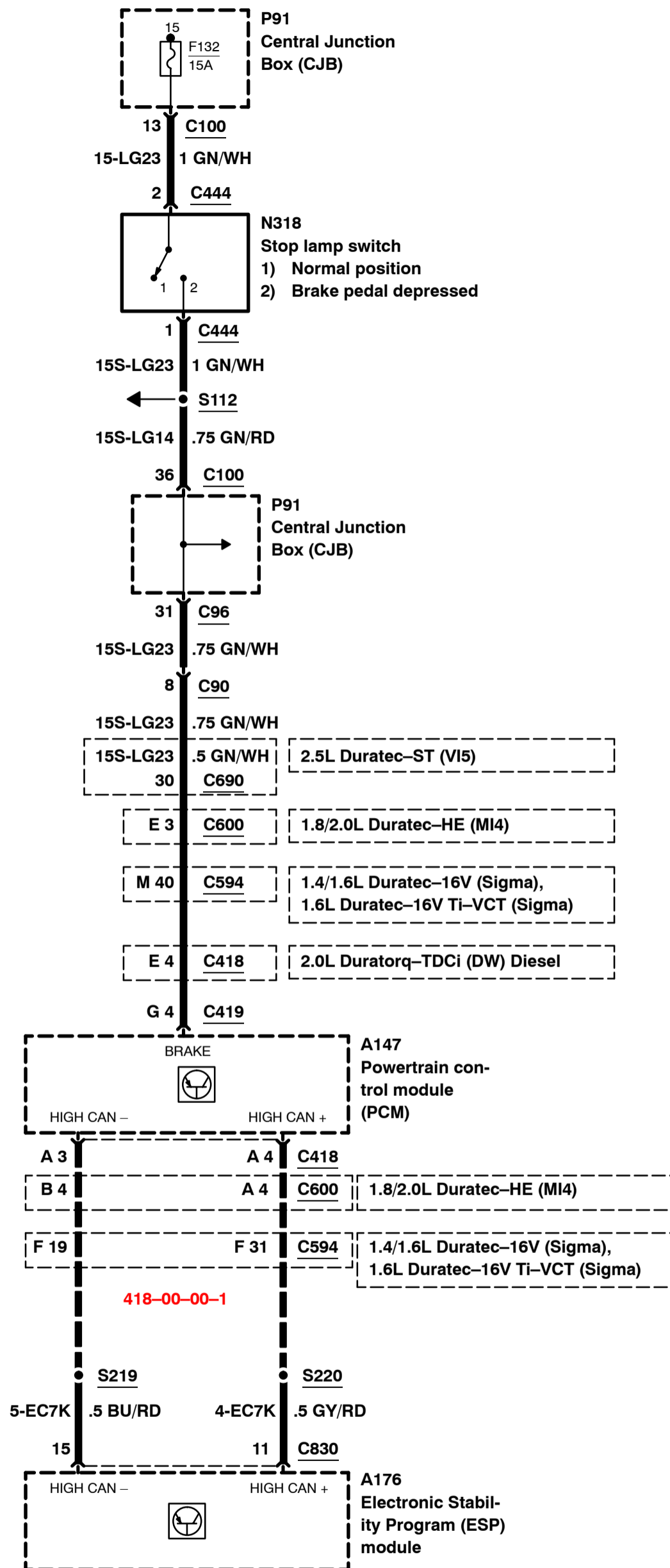


Anti-Lock Control – Stability Assist

2008

206-09C-00-2
2008.75

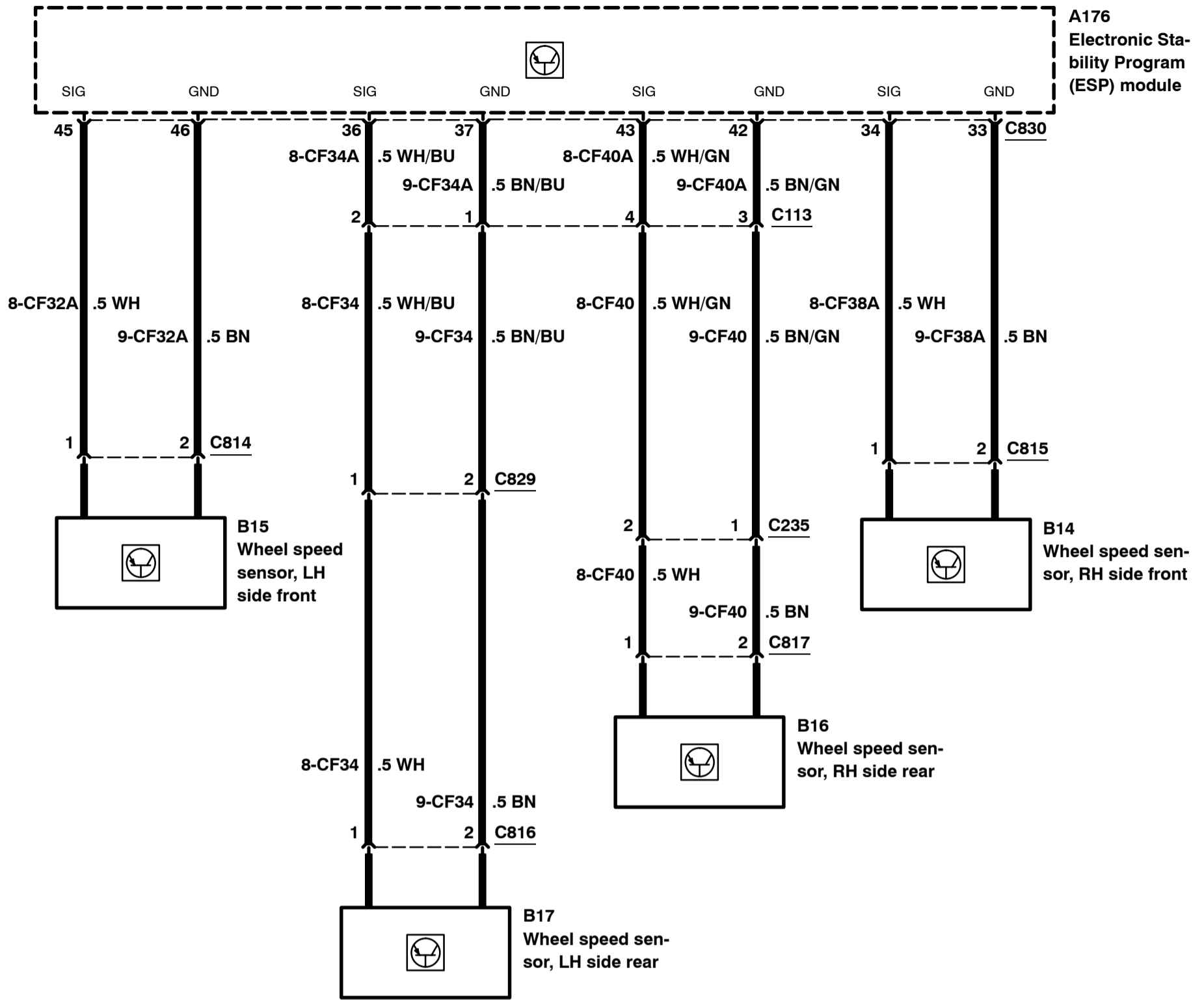
Focus



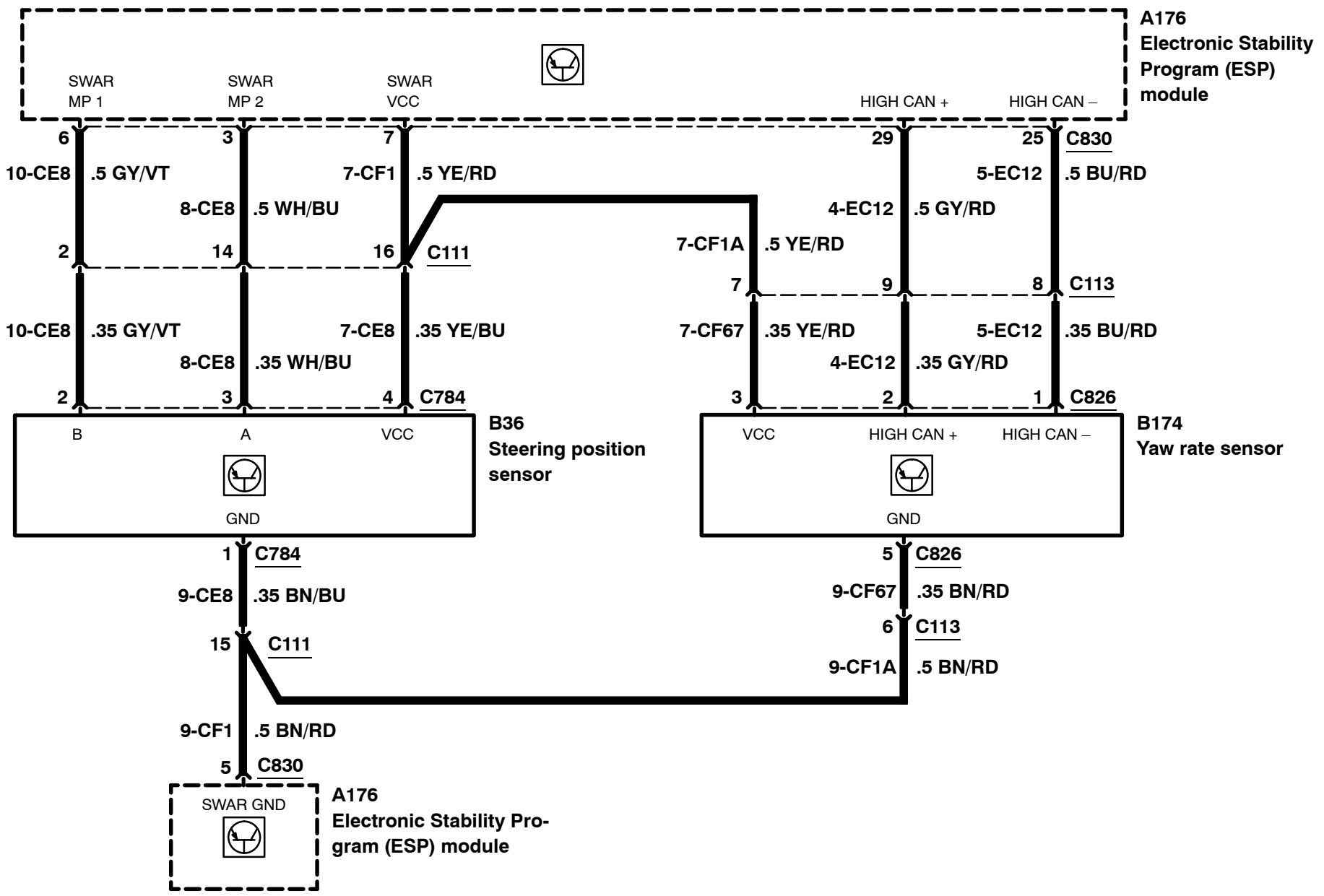
Anti-Lock Control – Stability Assist

2008
206-09C-00-3
2008.75
Focus

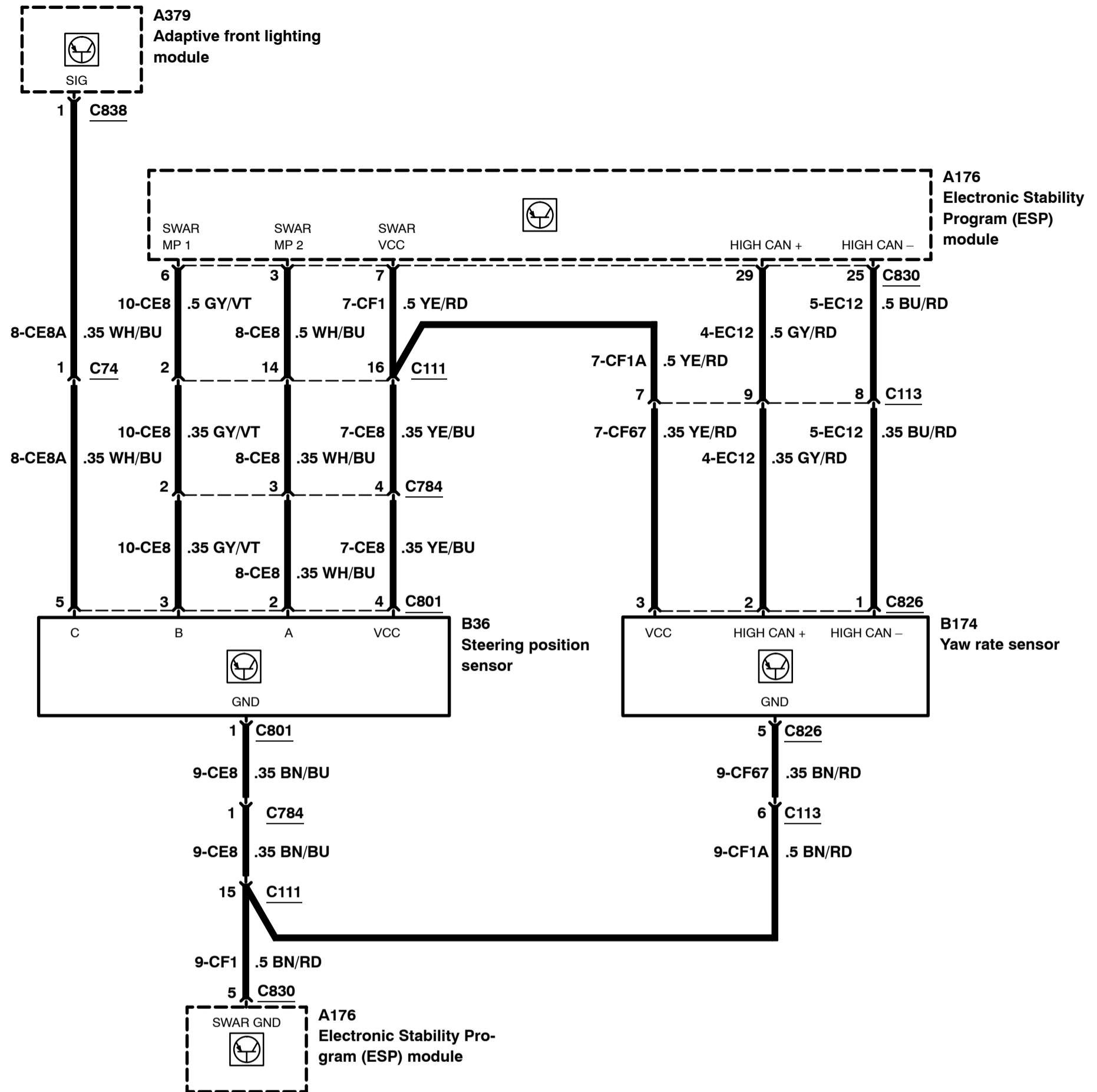
A176
Electronic Sta-
bility Program
(ESP) module



Anti-Lock Control – Stability Assist – without adaptive front lighting

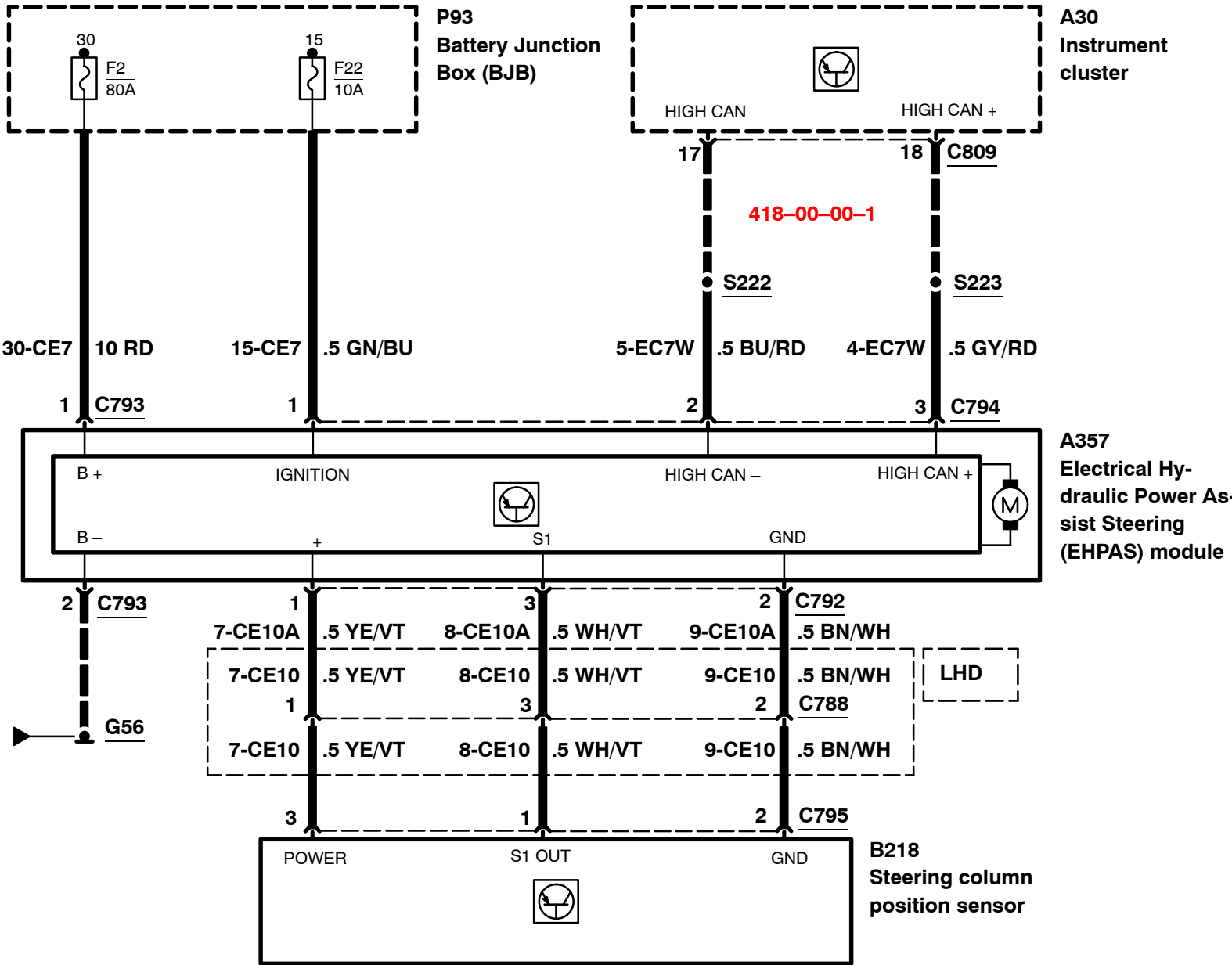


Anti-Lock Control – Stability Assist – with adaptive front lighting



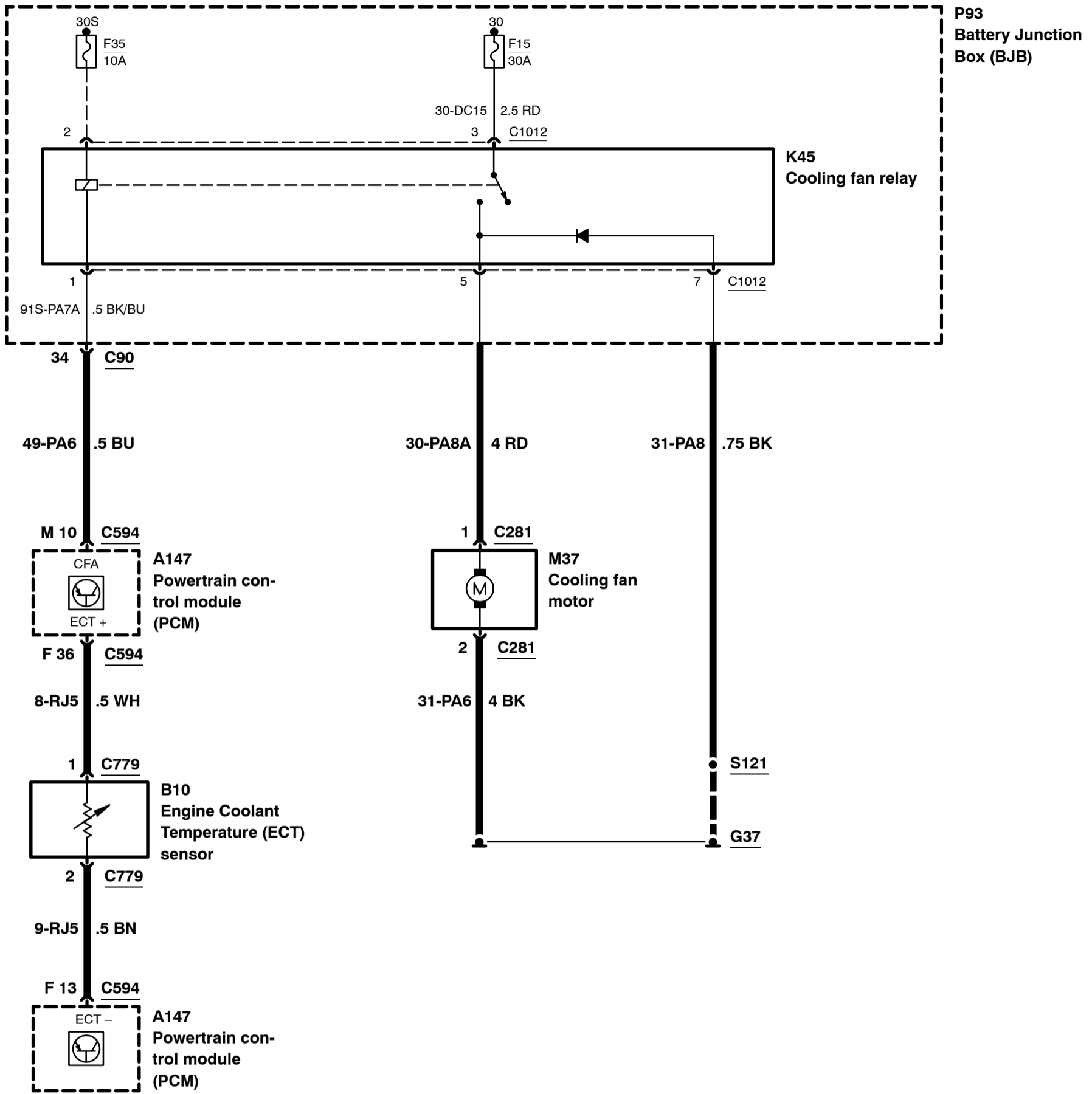
2008
211-02-00-1
2008.75
Focus

Power Steering



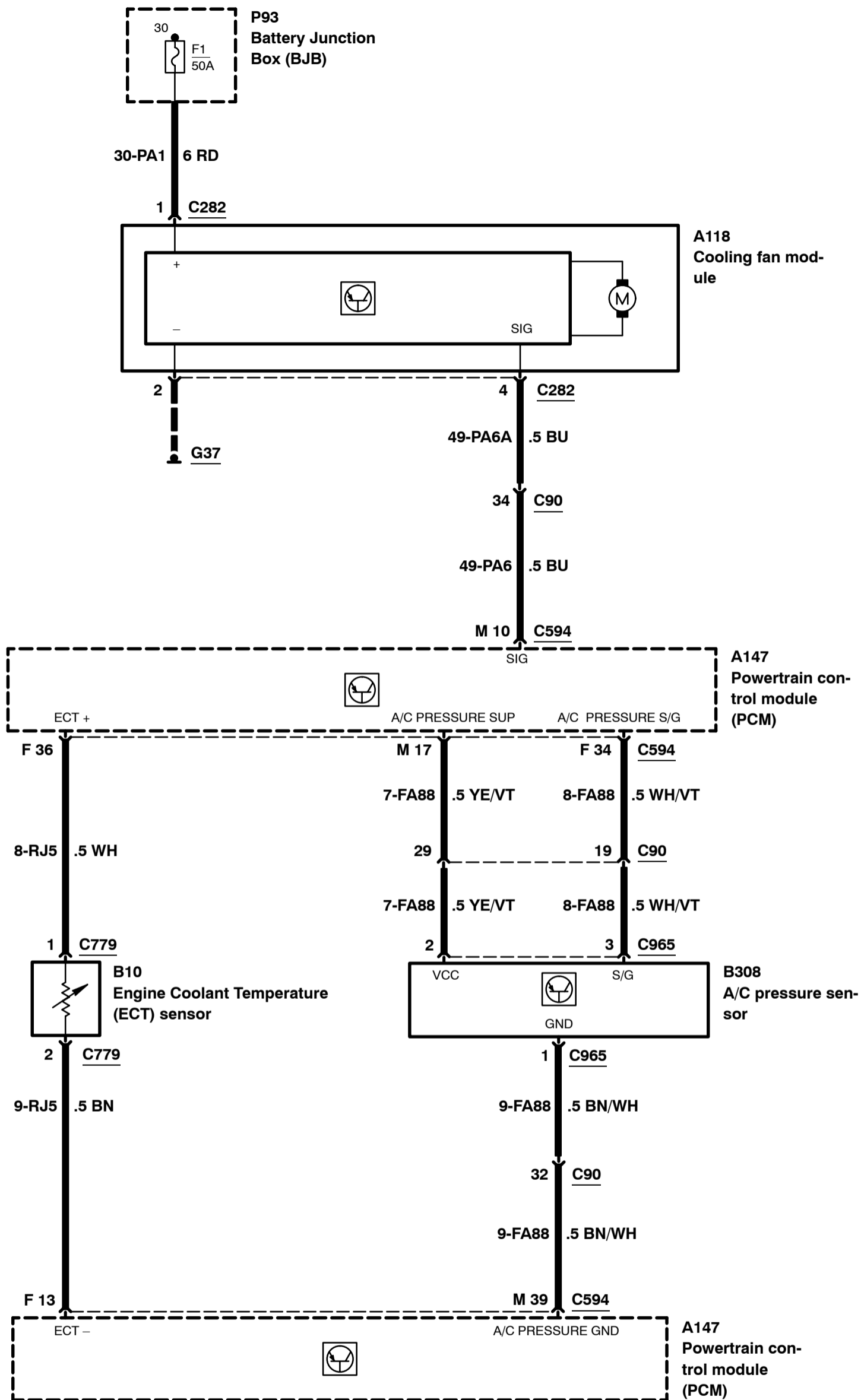
Engine Cooling – 1.4/1.6L Duratec–16V (Sigma), without air conditioning

2008
303-03A-00-1
2008.75
Focus



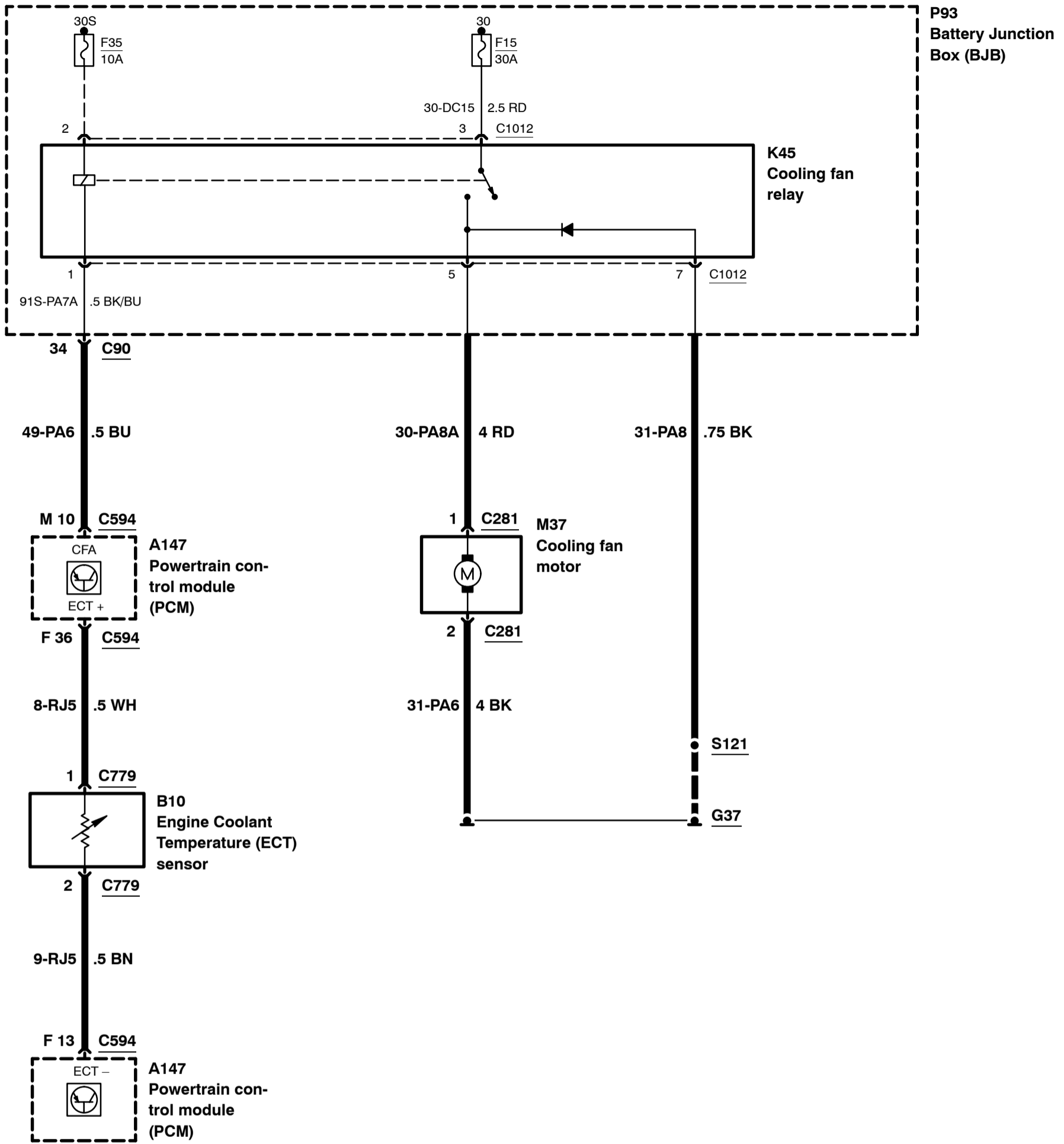
Engine Cooling – 1.4/1.6L Duratec–16V (Sigma), with air conditioning

2008
303-03A-00-2
2008.75
Focus



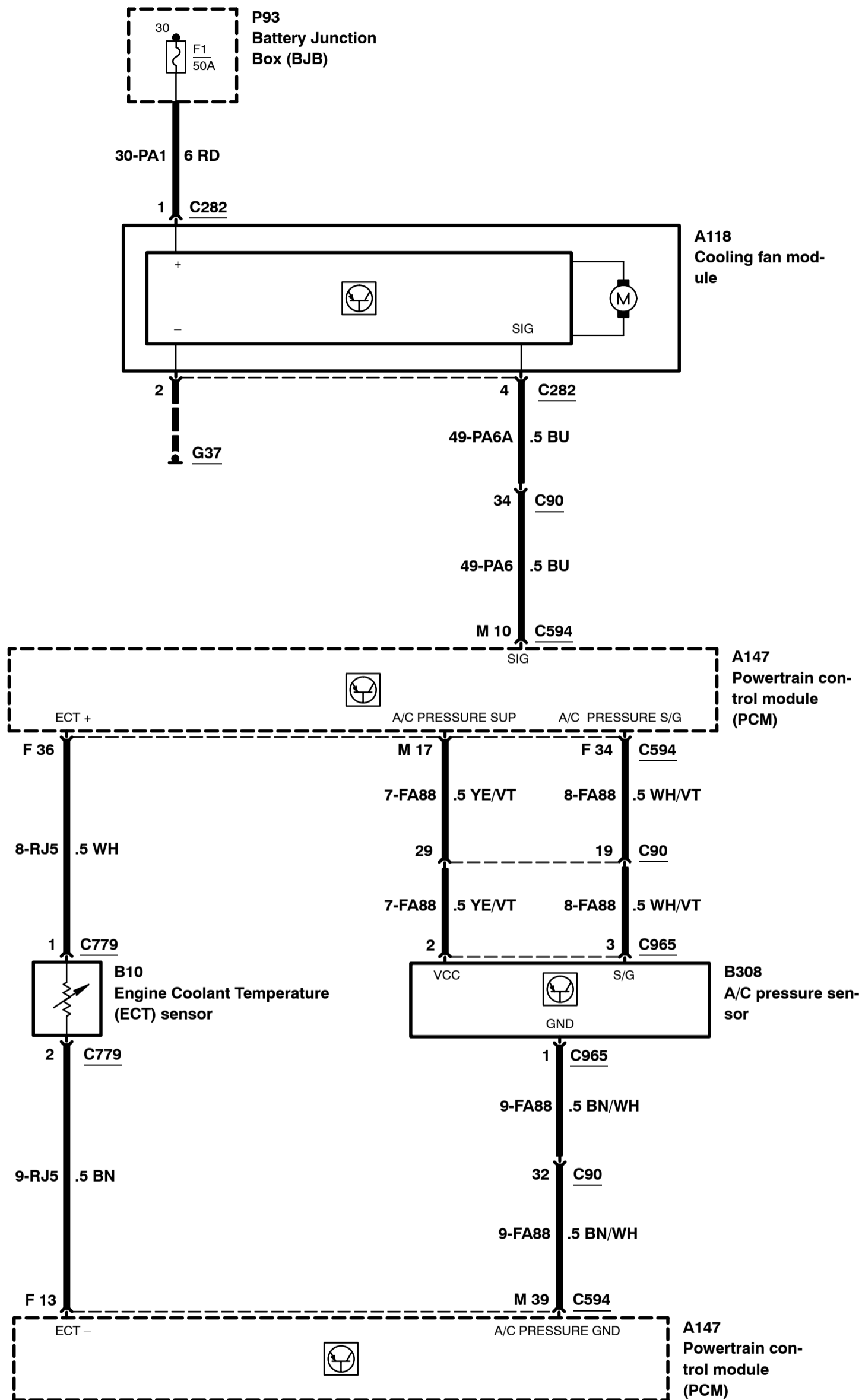
Engine Cooling – 1.6L Duratec–16V Ti–VCT (Sigma), without air conditioning

2008
303-03B-00-1
2008.75
Focus

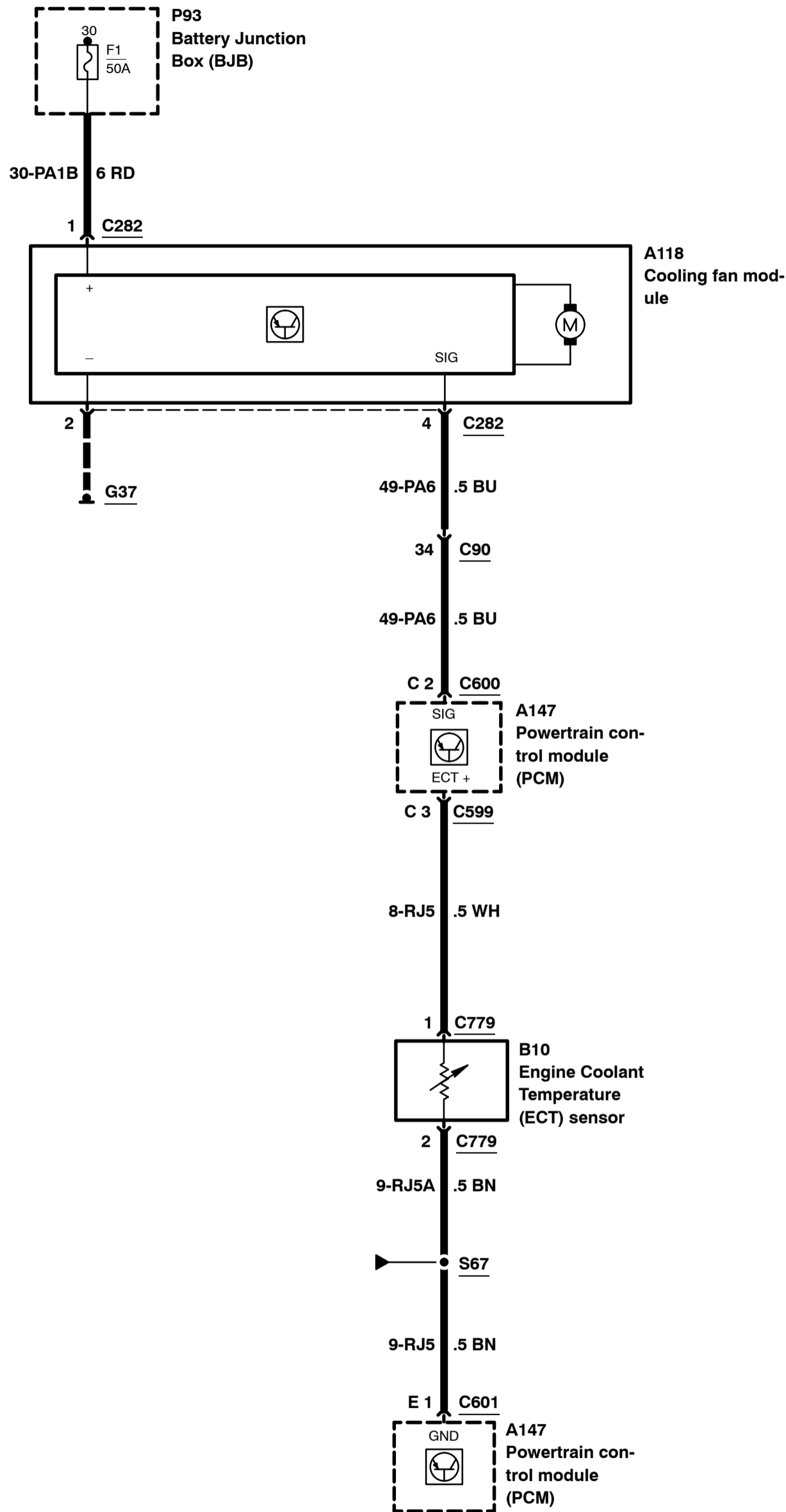


Engine Cooling – 1.6L Duratec–16V Ti–VCT (Sigma), with air conditioning

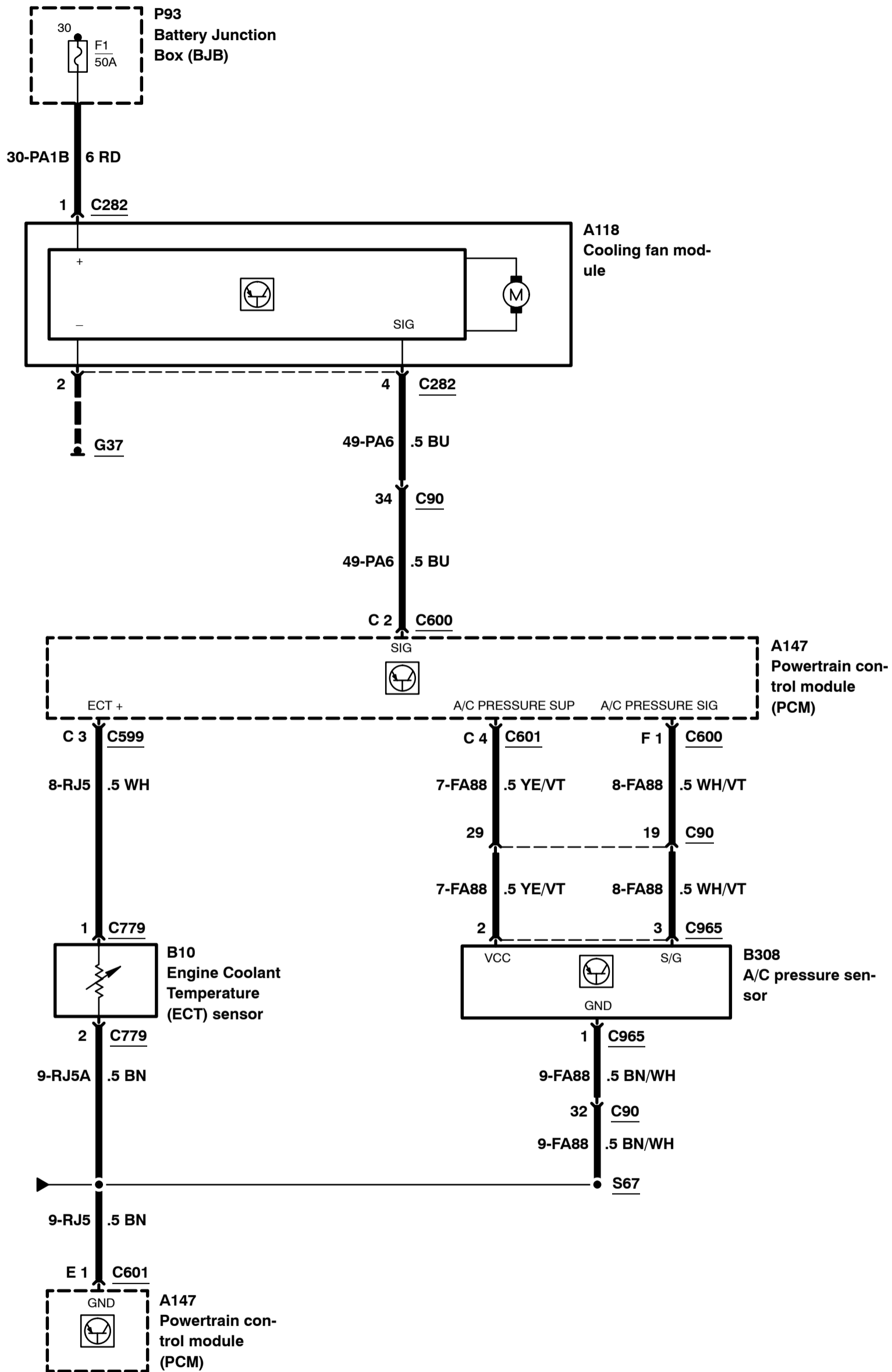
2008
303-03B-00-2
2008.75
Focus



Engine Cooling – 1.8/2.0L Duratec–HE (MI4), without air conditioning, auto- matic transmission

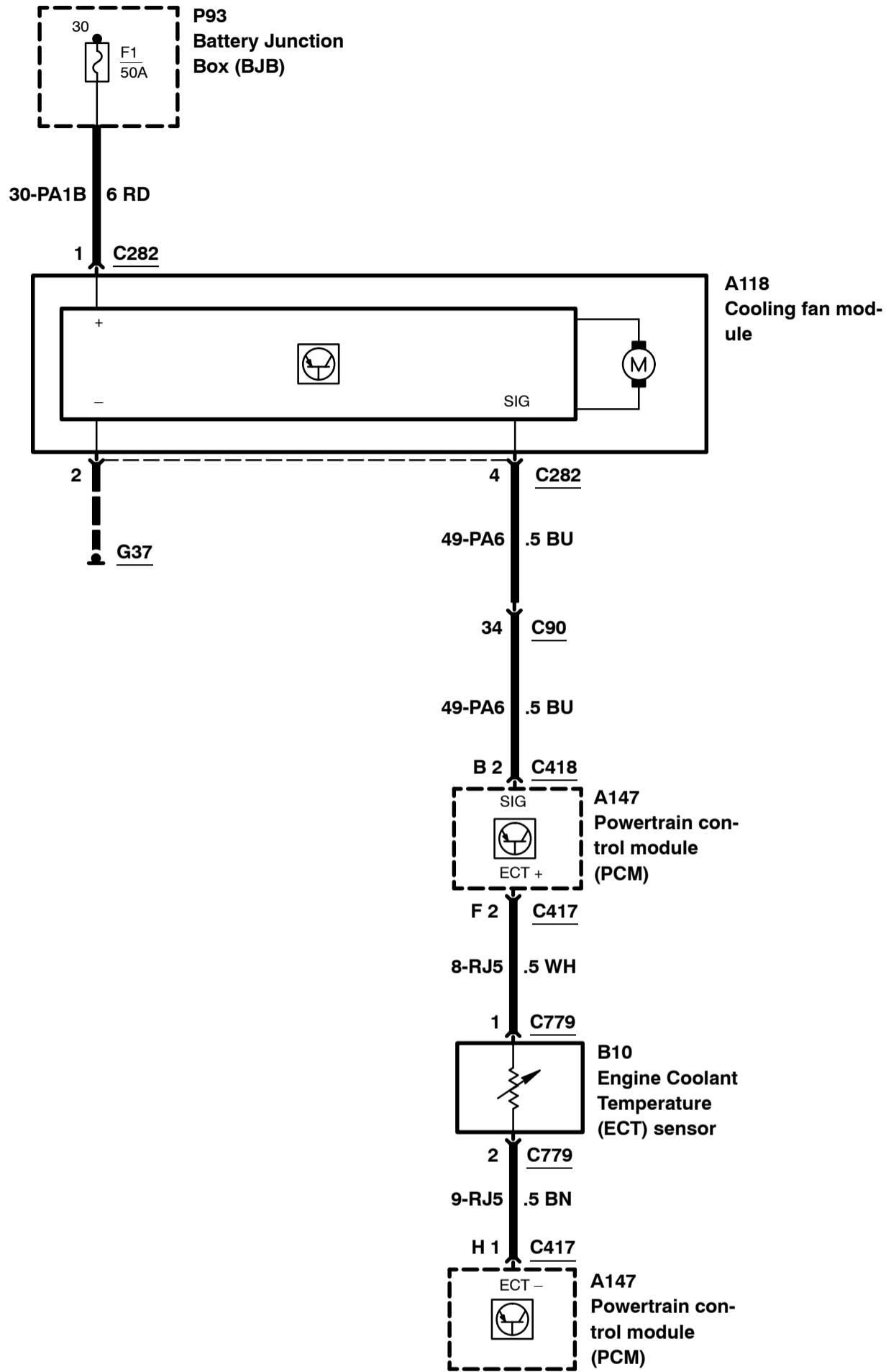


Engine Cooling – 1.8/2.0L Duratec-HE (MI4), with air conditioning

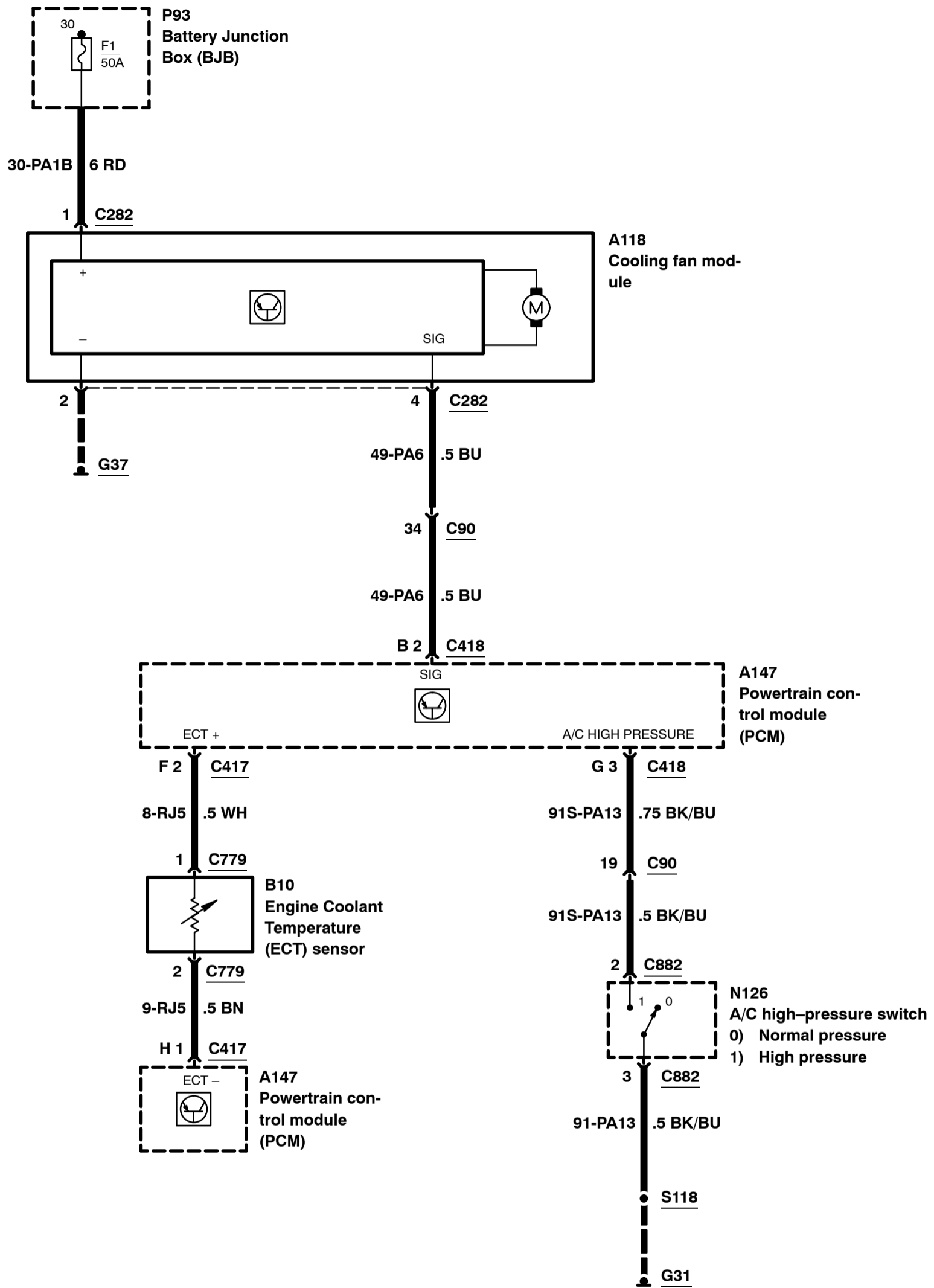


Engine Cooling – 1.6L Duratorq–TDCi (DV) Diesel, without air conditioning

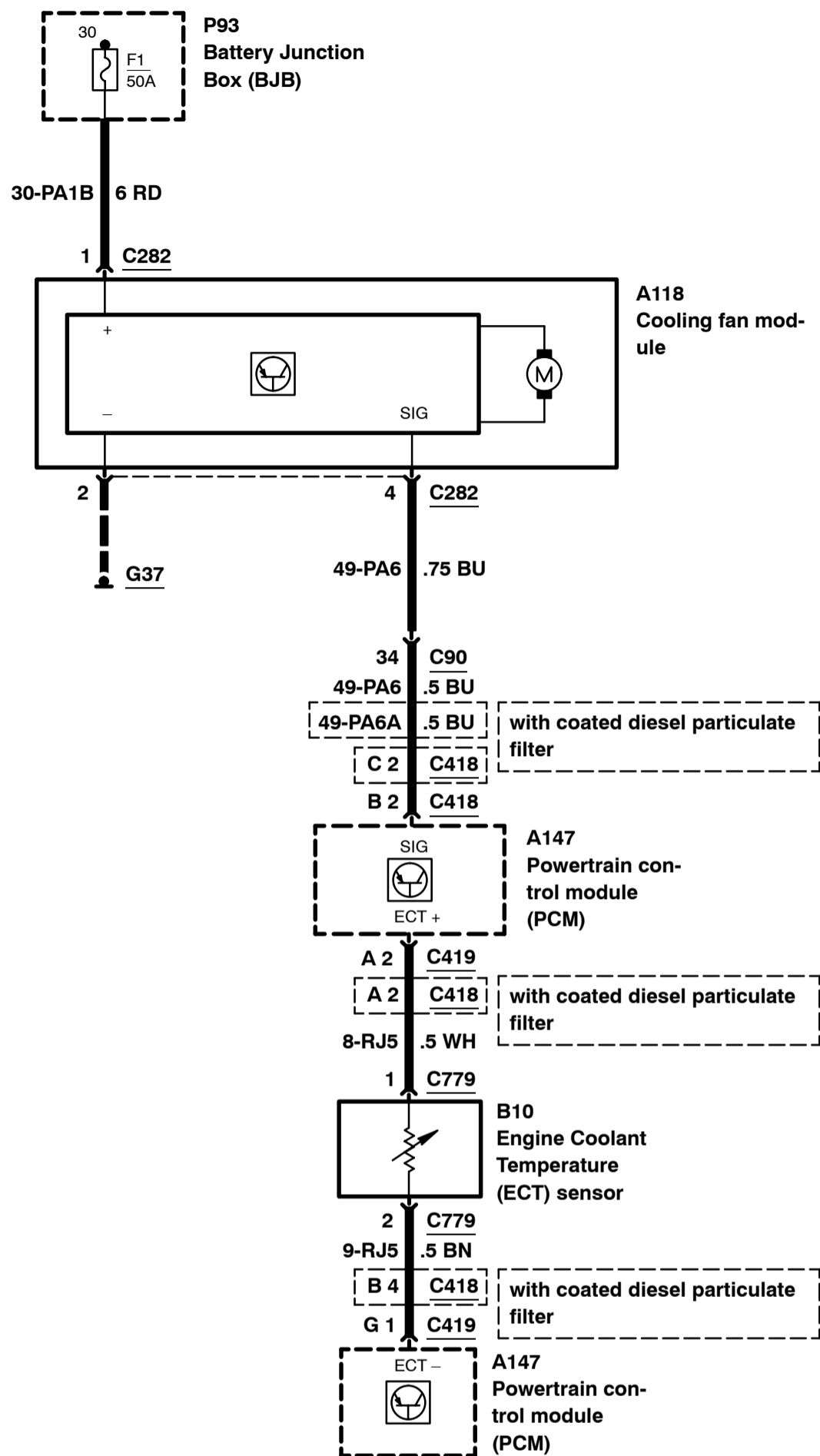
2008
303-03D-00-1
2008.75
Focus



Engine Cooling – 1.6L Duratorq–TDCi (DV) Diesel, with air conditioning

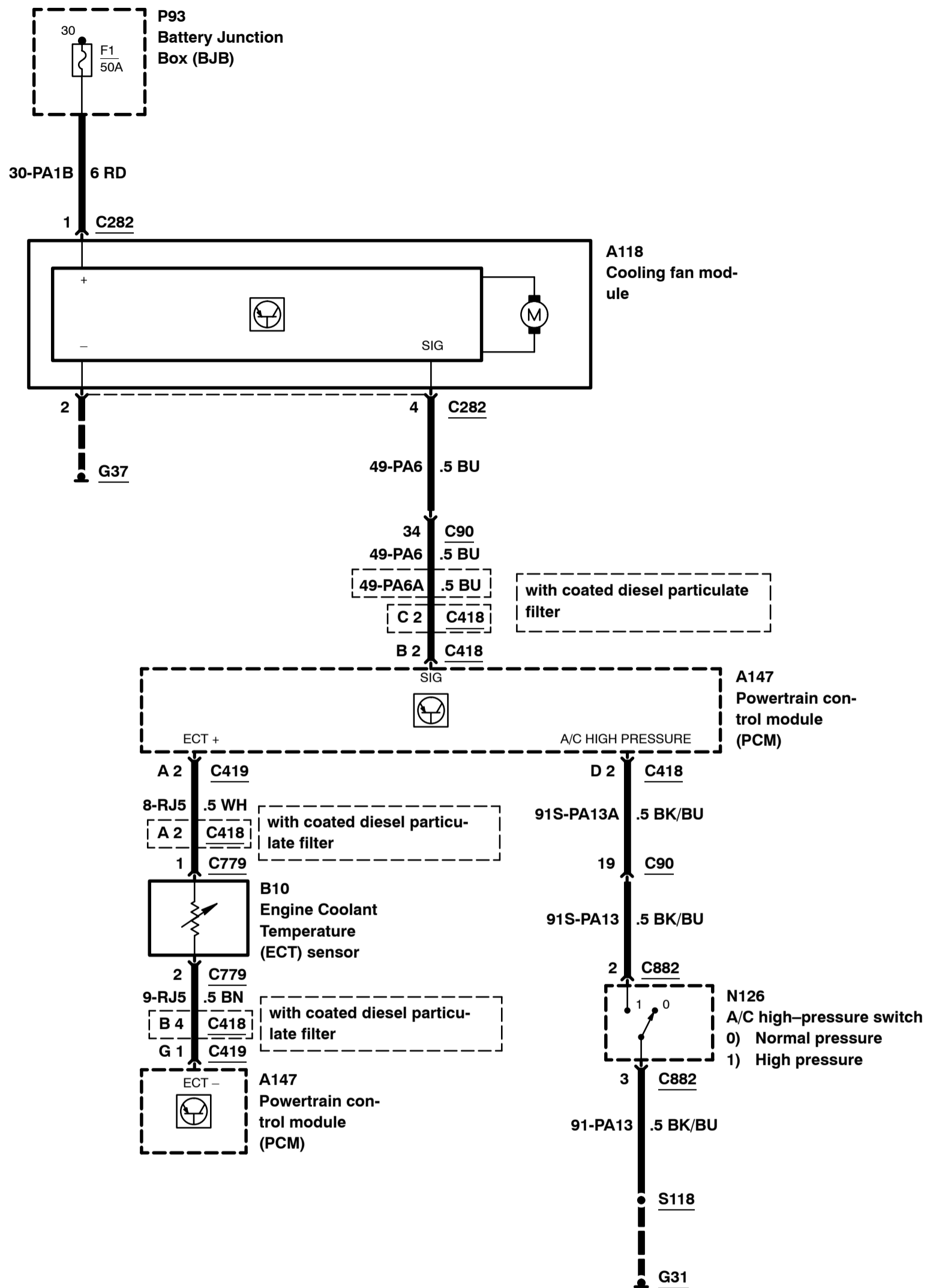


Engine Cooling – 2.0L Duratorq–TDCi (DW) Diesel, without air conditioning



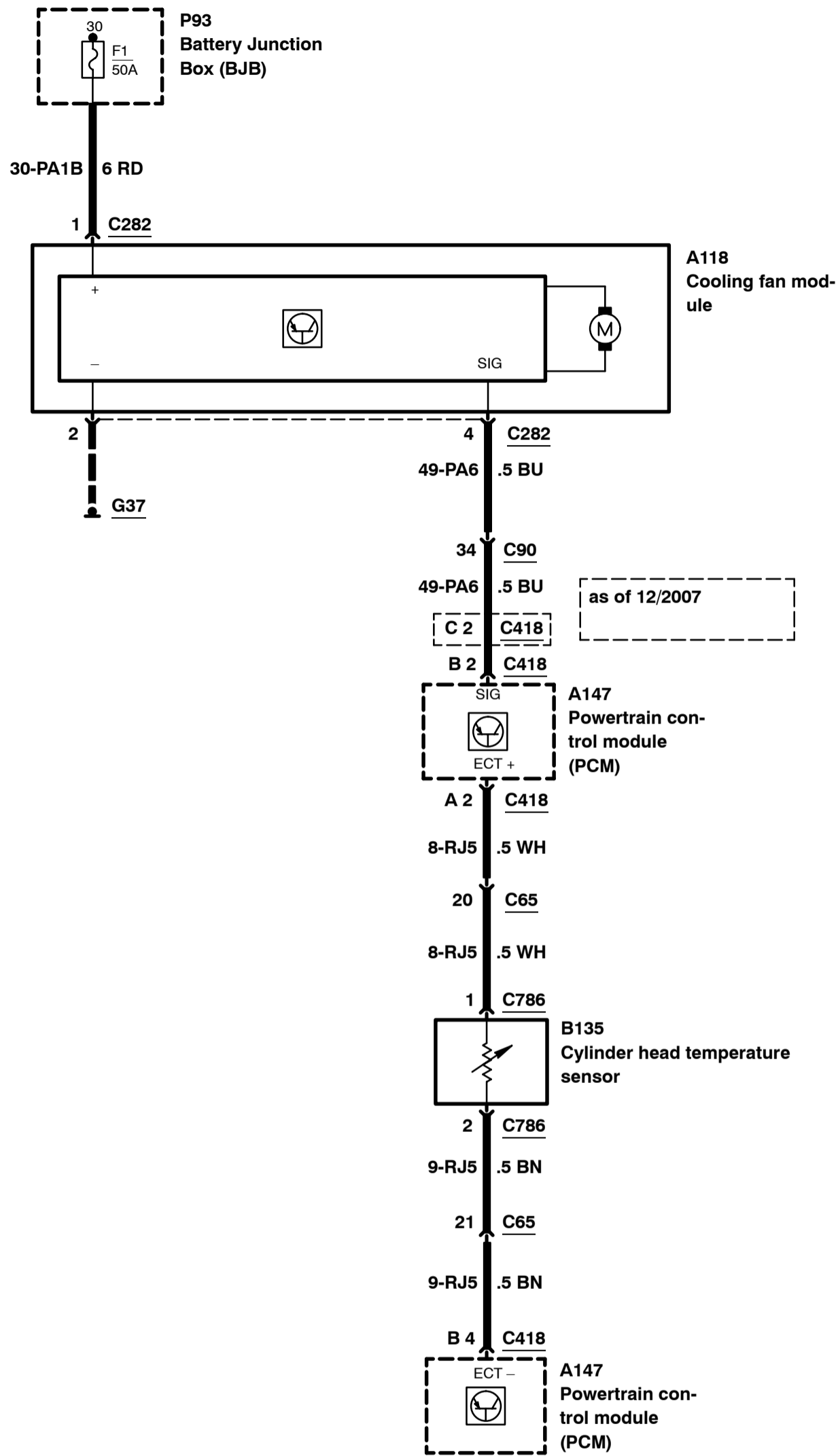
Engine Cooling – 2.0L Duratorq–TDCi (DW) Diesel, with air conditioning

2008
303-03E-00-2
2008.75
Focus

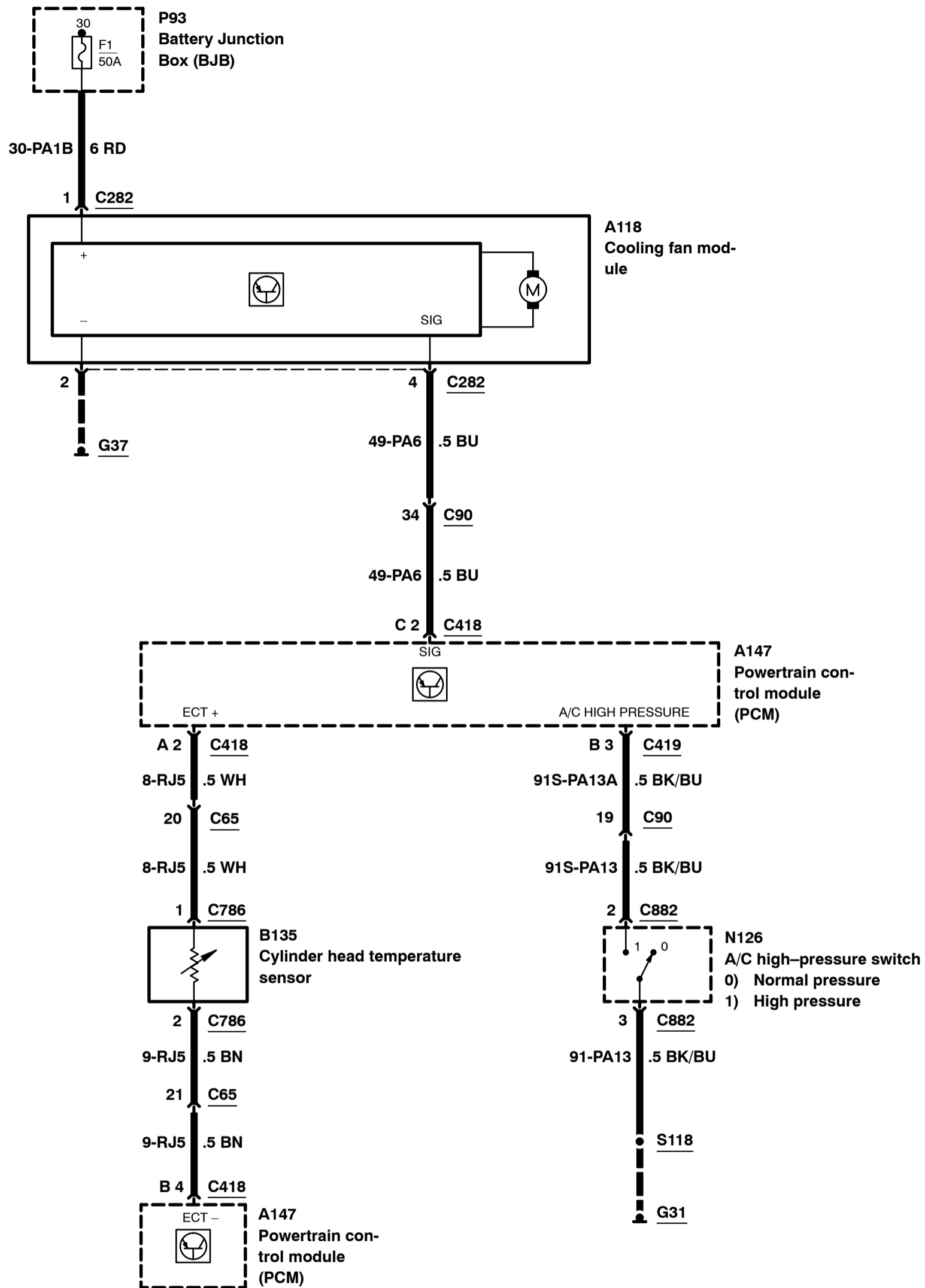


Engine Cooling – 1.8L Duratorq–TDCi (Kent) Diesel, without air conditioning

2008
303-03F-00-1
2008.75
Focus

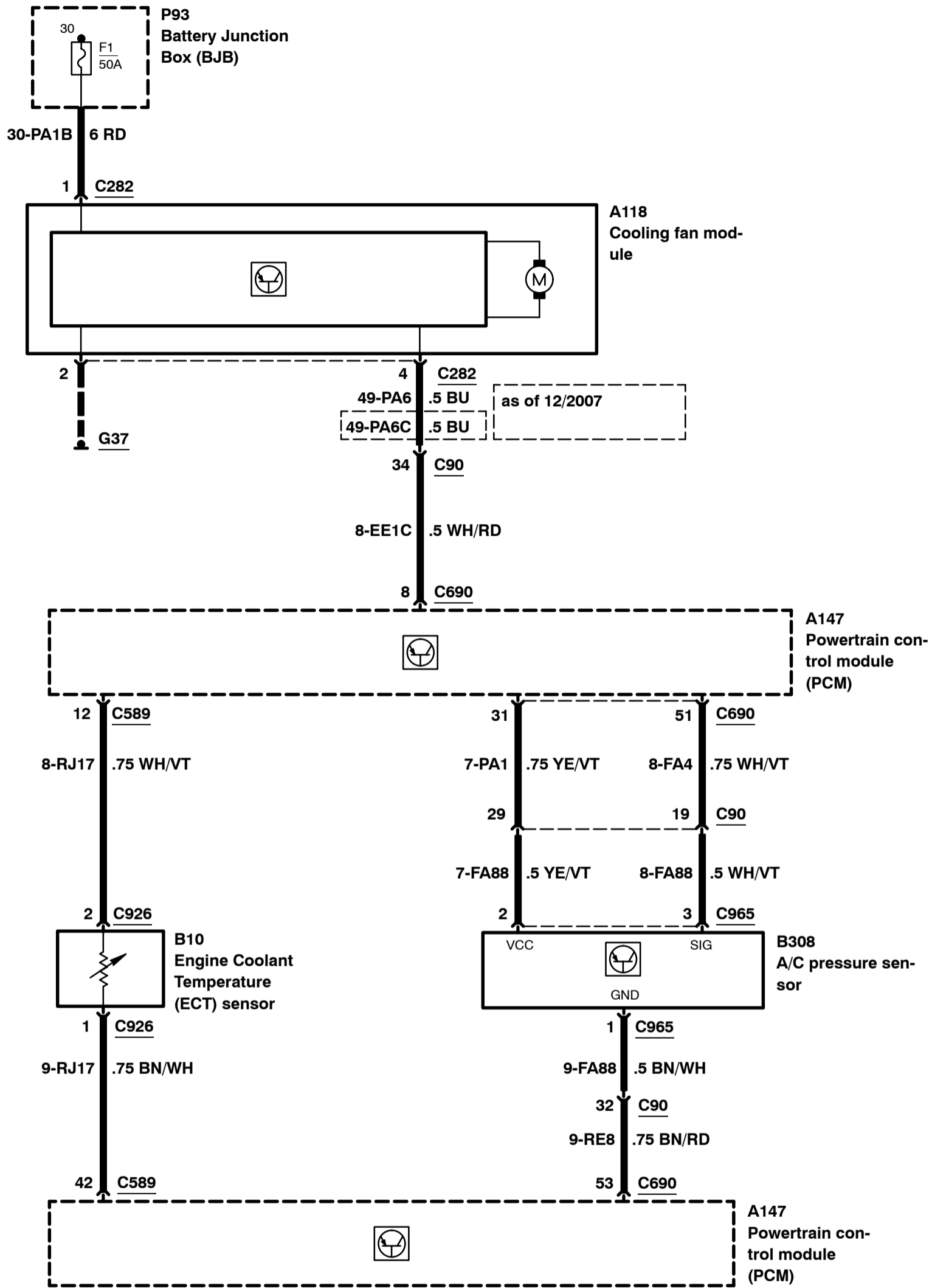


Engine Cooling – 1.8L Duratorq–TDCi (Kent) Diesel, with air conditioning



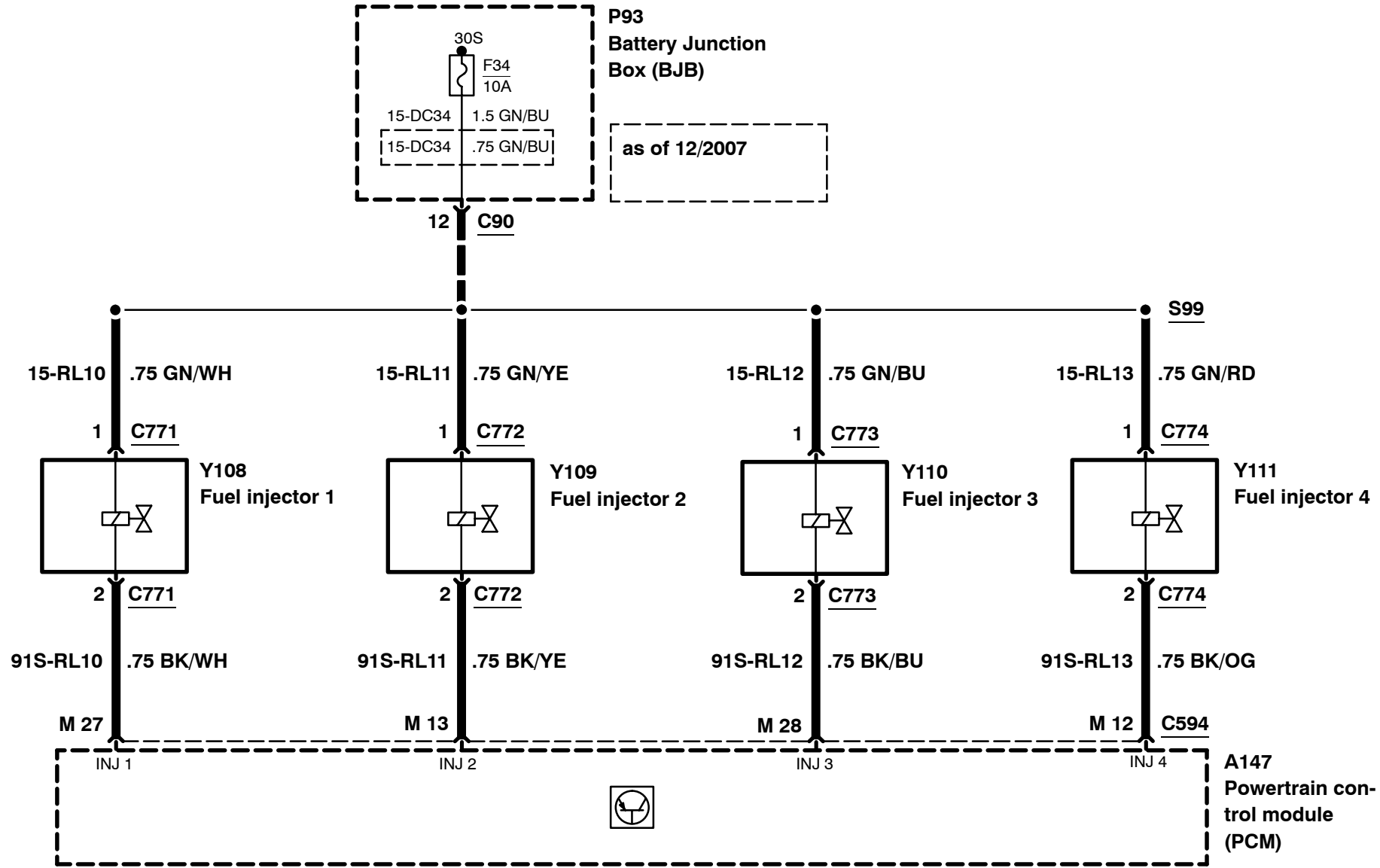
Engine Cooling – 2.5L Duratec–ST (VI5)

2008
303-03G-00-1
2008.75
Focus



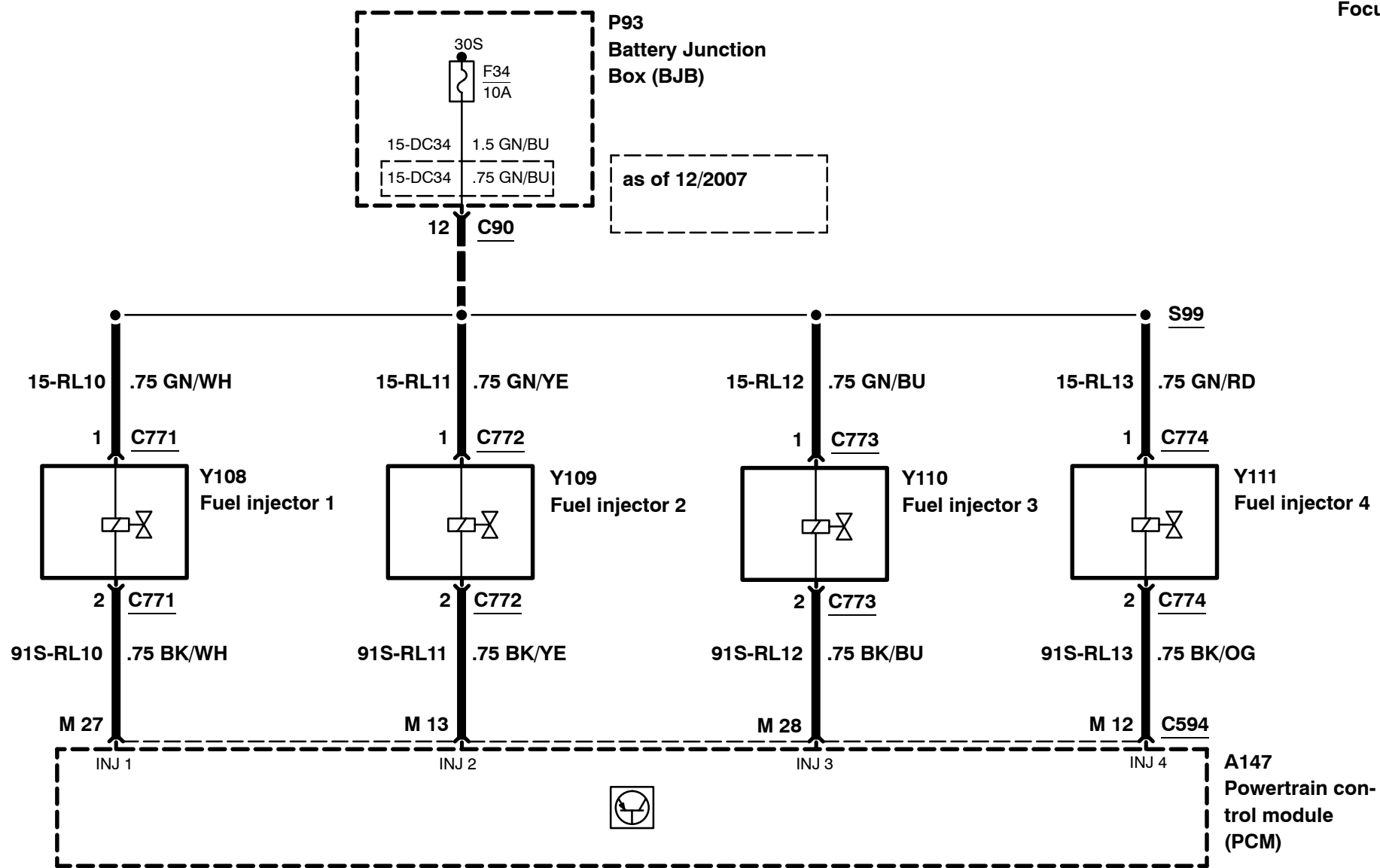
Fuel Charging and Controls – 1.4/1.6L Duratec–16V (Sigma)

2008
303-04A-00-1
2008.75
Focus



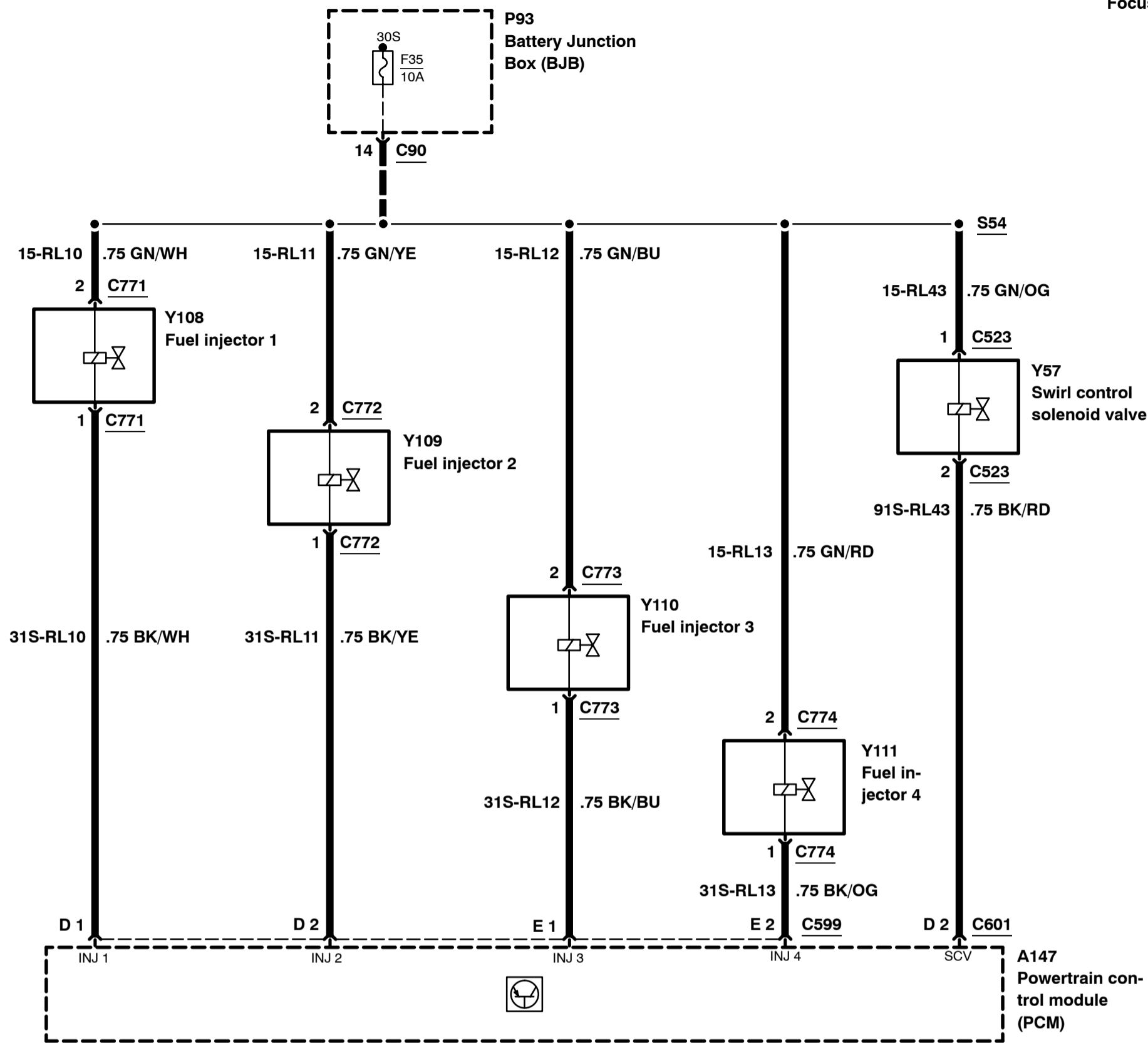
Fuel Charging and Controls – 1.6L Duratec–16V Ti–VCT (Sigma)

2008
303-04B-00-1
2008.75
Focus



Fuel Charging and Controls – 1.8/2.0L Duratec-HE (MI4)

2008
303-04C-00-1
2008.75
Focus

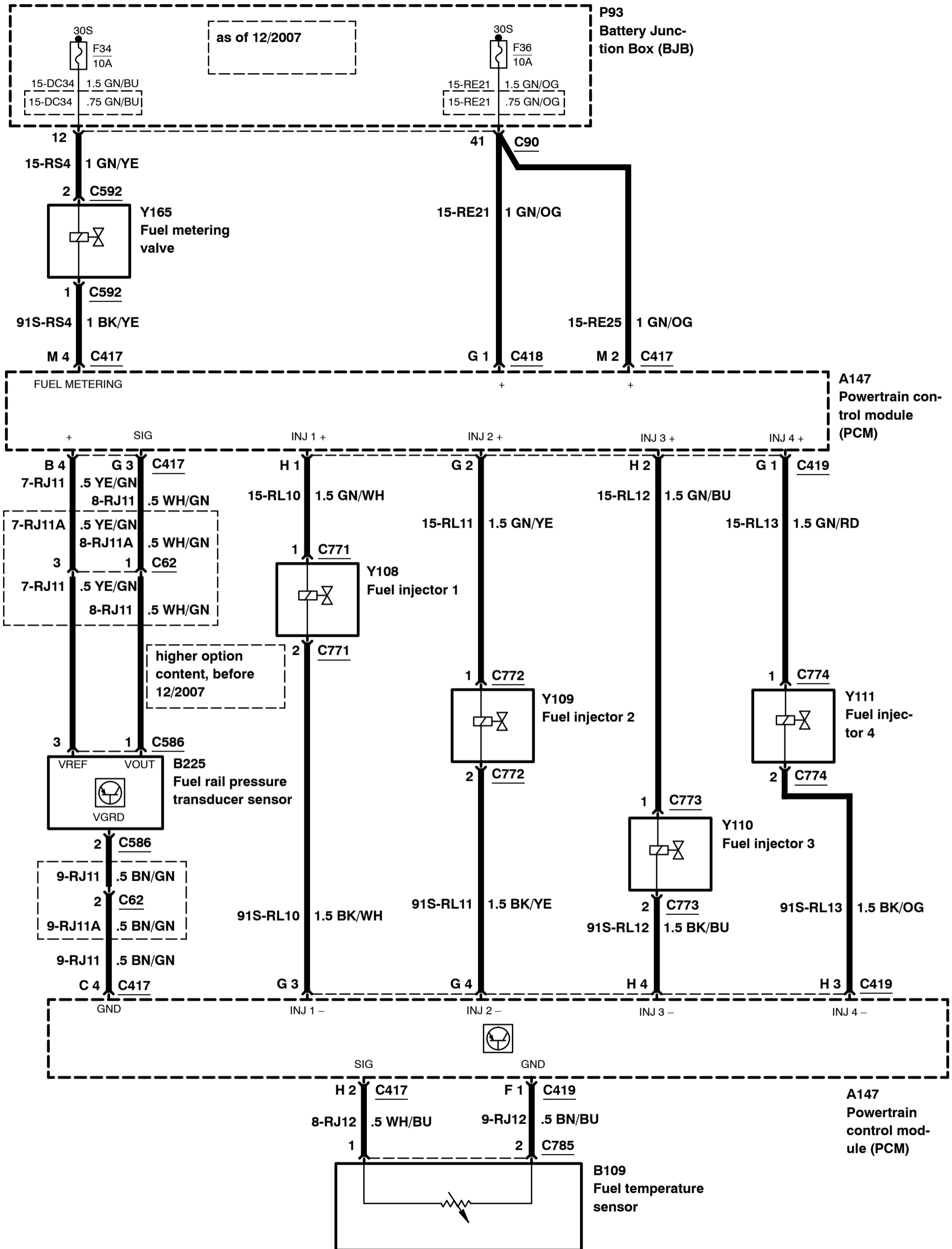


Fuel Charging and Controls – 1.6L Duratorq–TDCi (DV) Diesel

2008

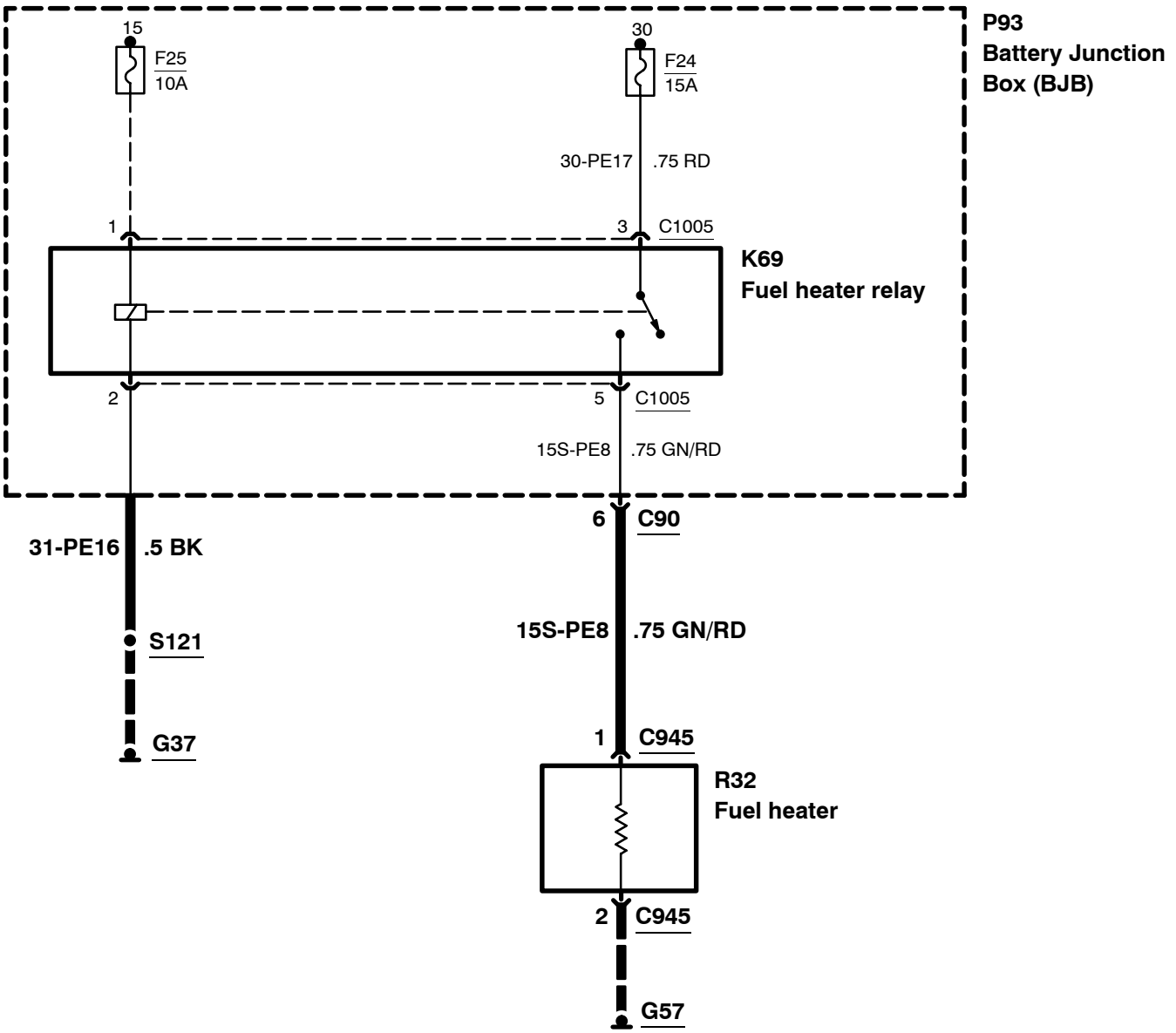
303-04D-00-1
2008.75

Focus



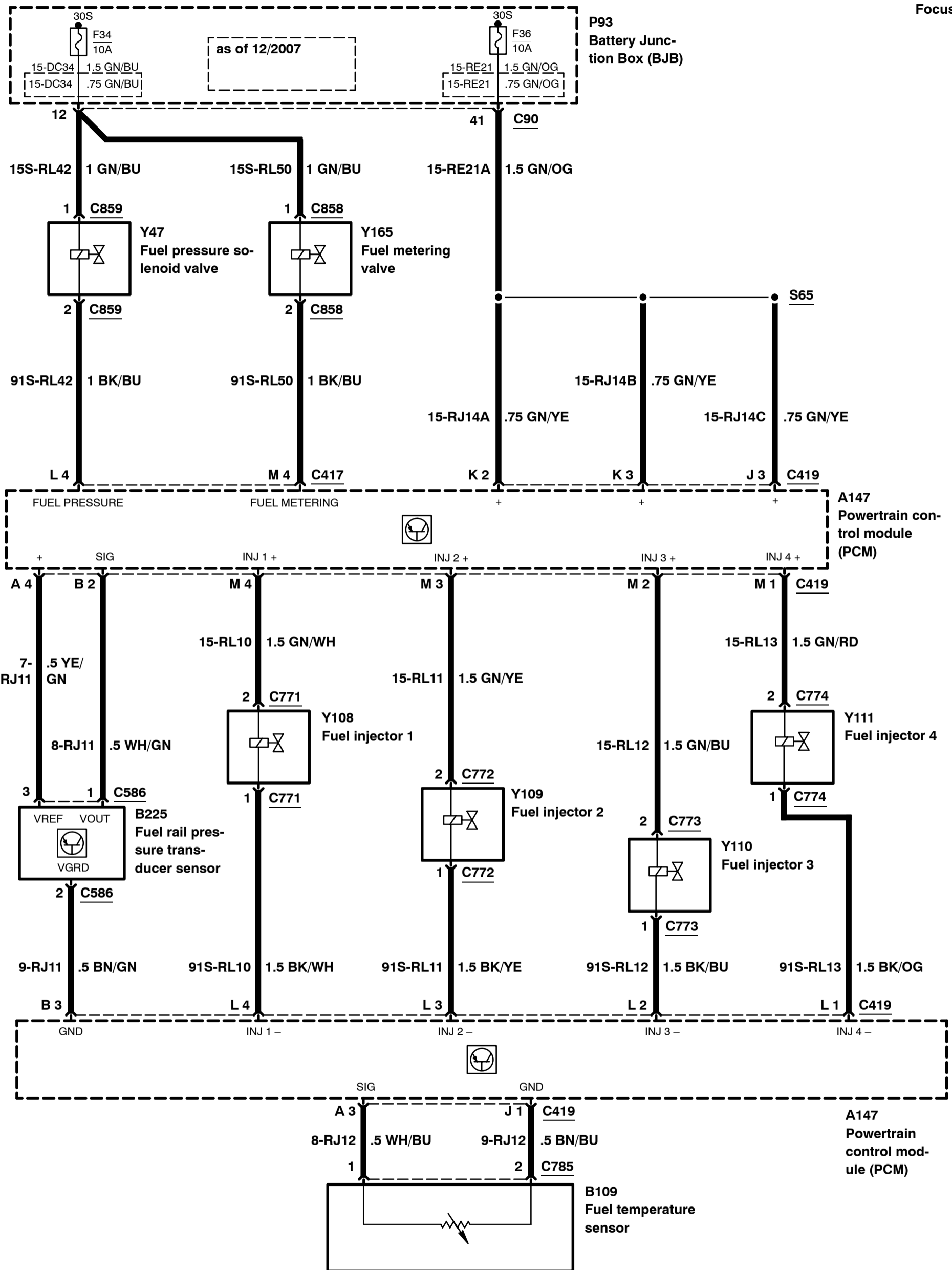
2008
303-04D-00-2
2008.75
Focus

Fuel Charging and Controls – 1.6L Duratorq–TDCi (DV) Diesel



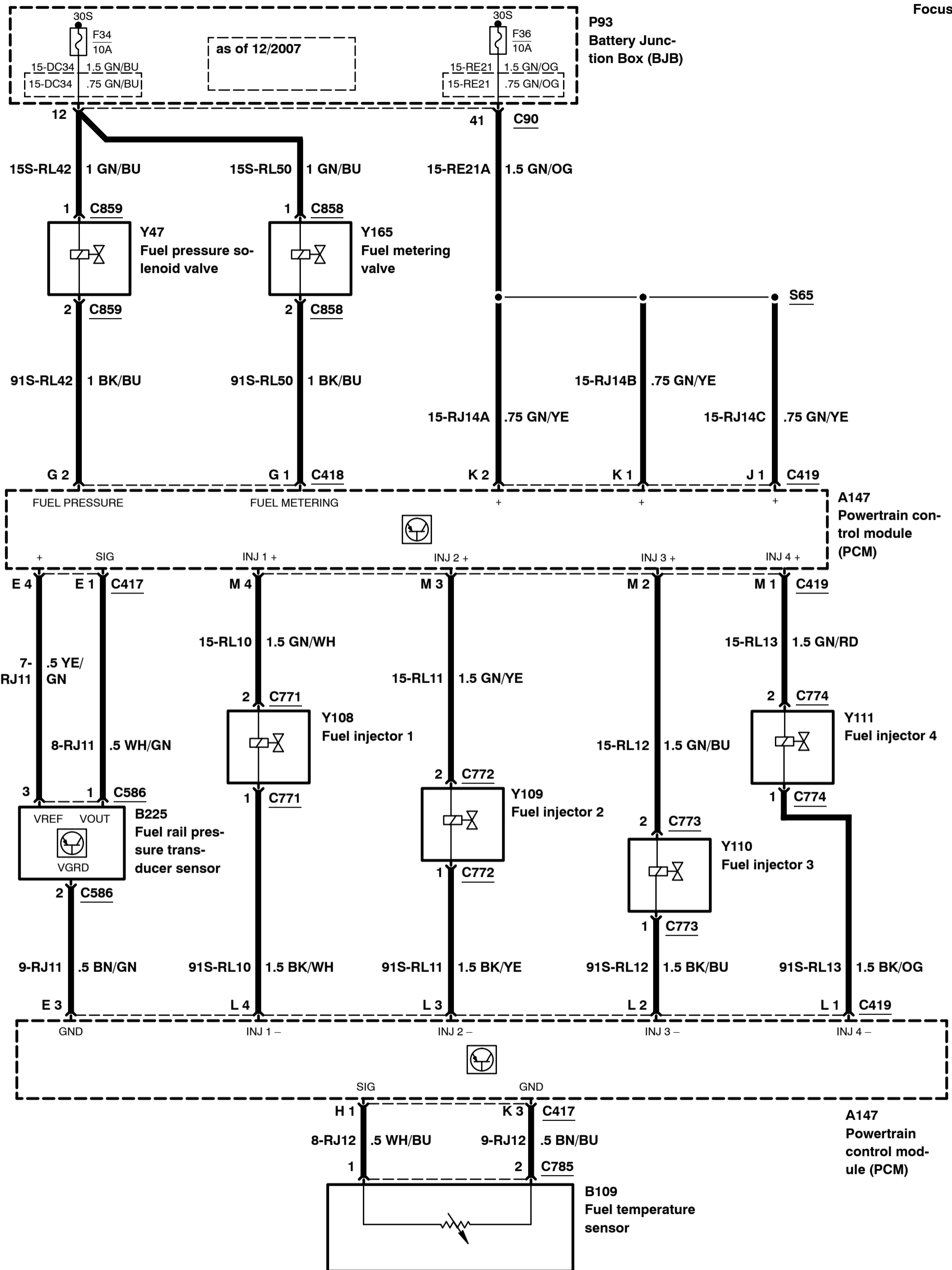
Fuel Charging and Controls – 2.0L Duratorq–TDCi (DW) Diesel, without coated diesel particulate filter

2008
303-04E-00-1
2008.75
Focus



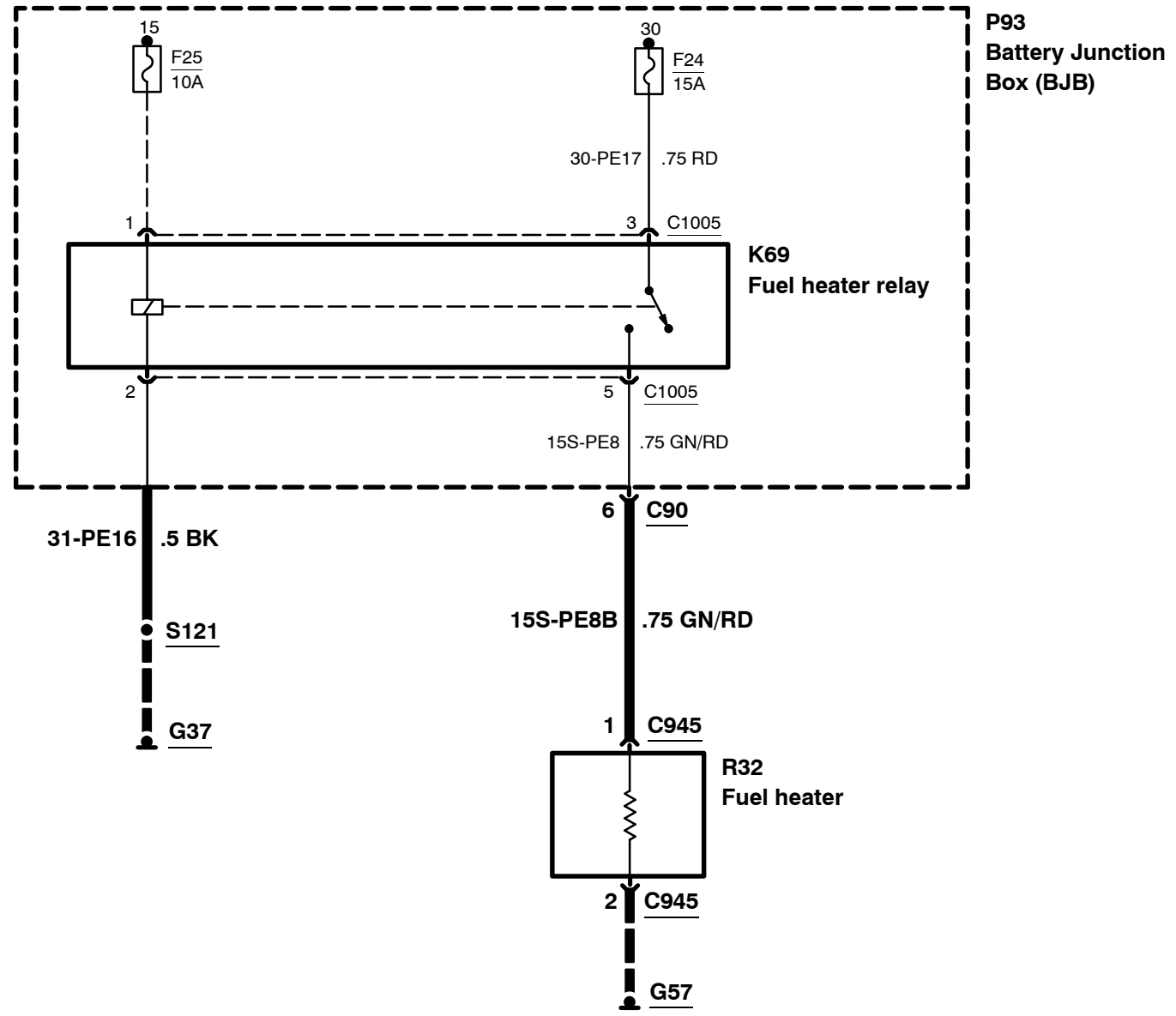
Fuel Charging and Controls – 2.0L Duratorq–TDCi (DW) Diesel, with coated diesel particulate filter

2008
303-04E-00-2
2008.75
Focus



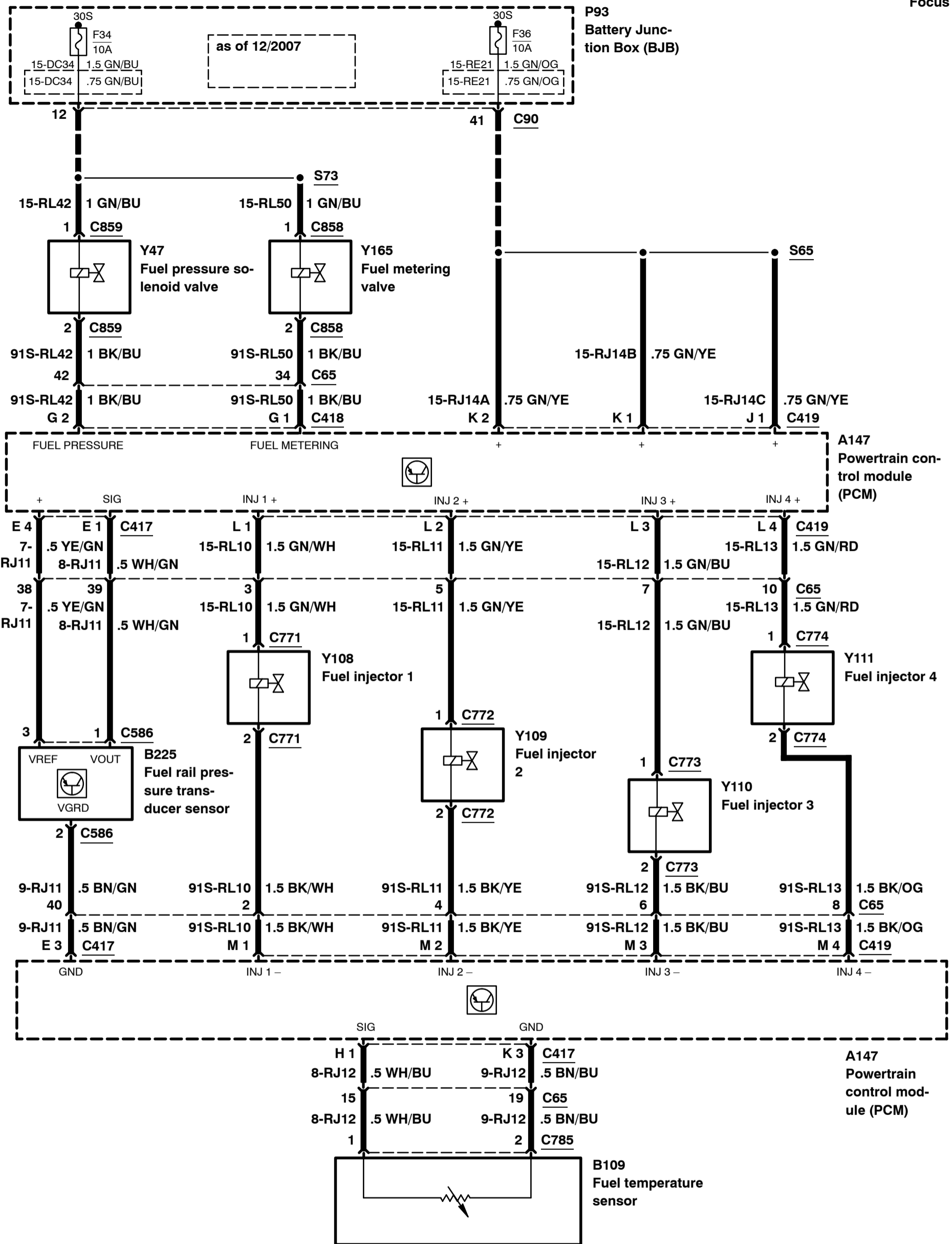
2008
303-04E-00-3
2008.75
Focus

Fuel Charging and Controls – 2.0L Duratorq–TDCi (DW) Diesel



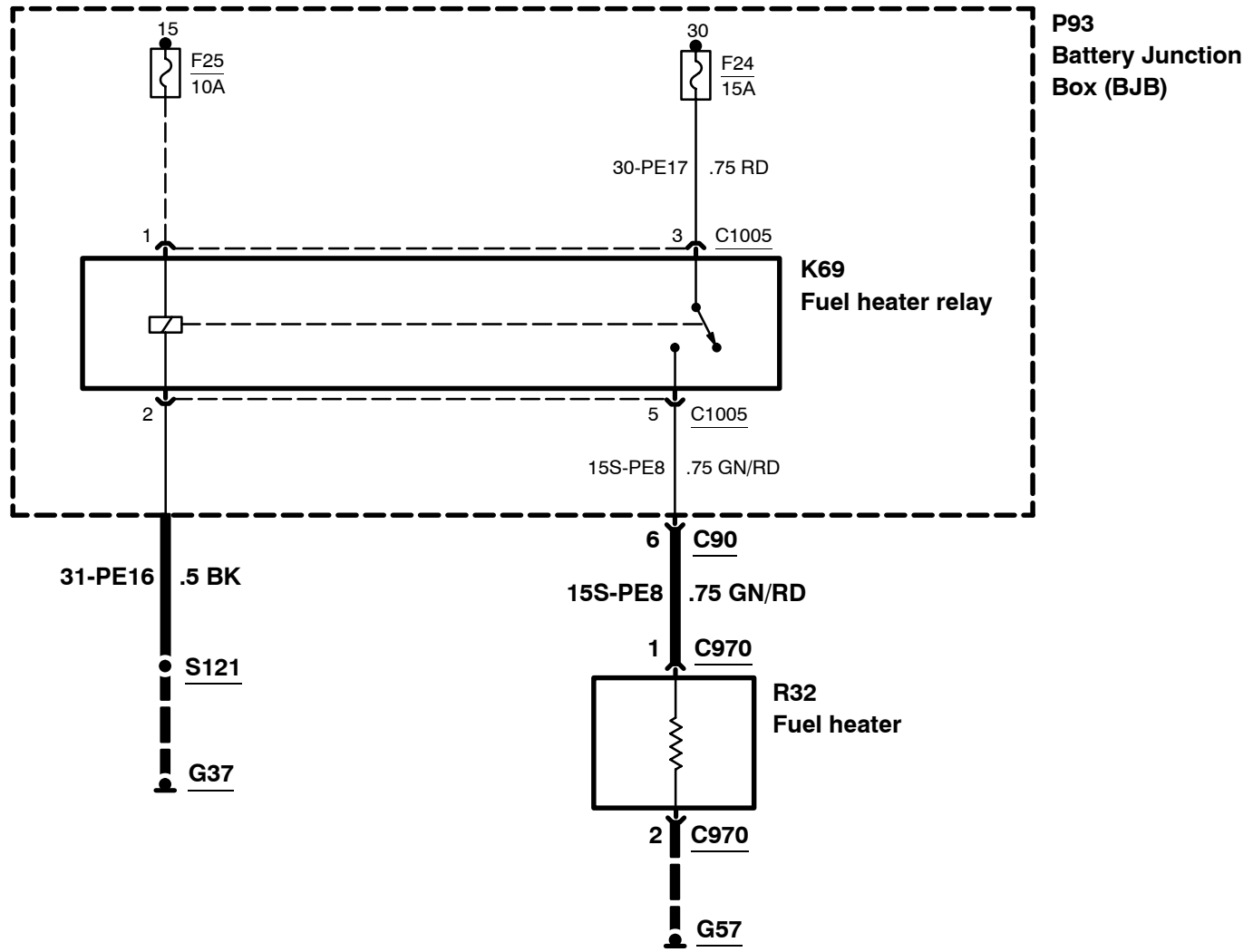
Fuel Charging and Controls – 1.8L Duratorq–TDCi (Kent) Diesel

2008
303-04F-00-1
2008.75
Focus



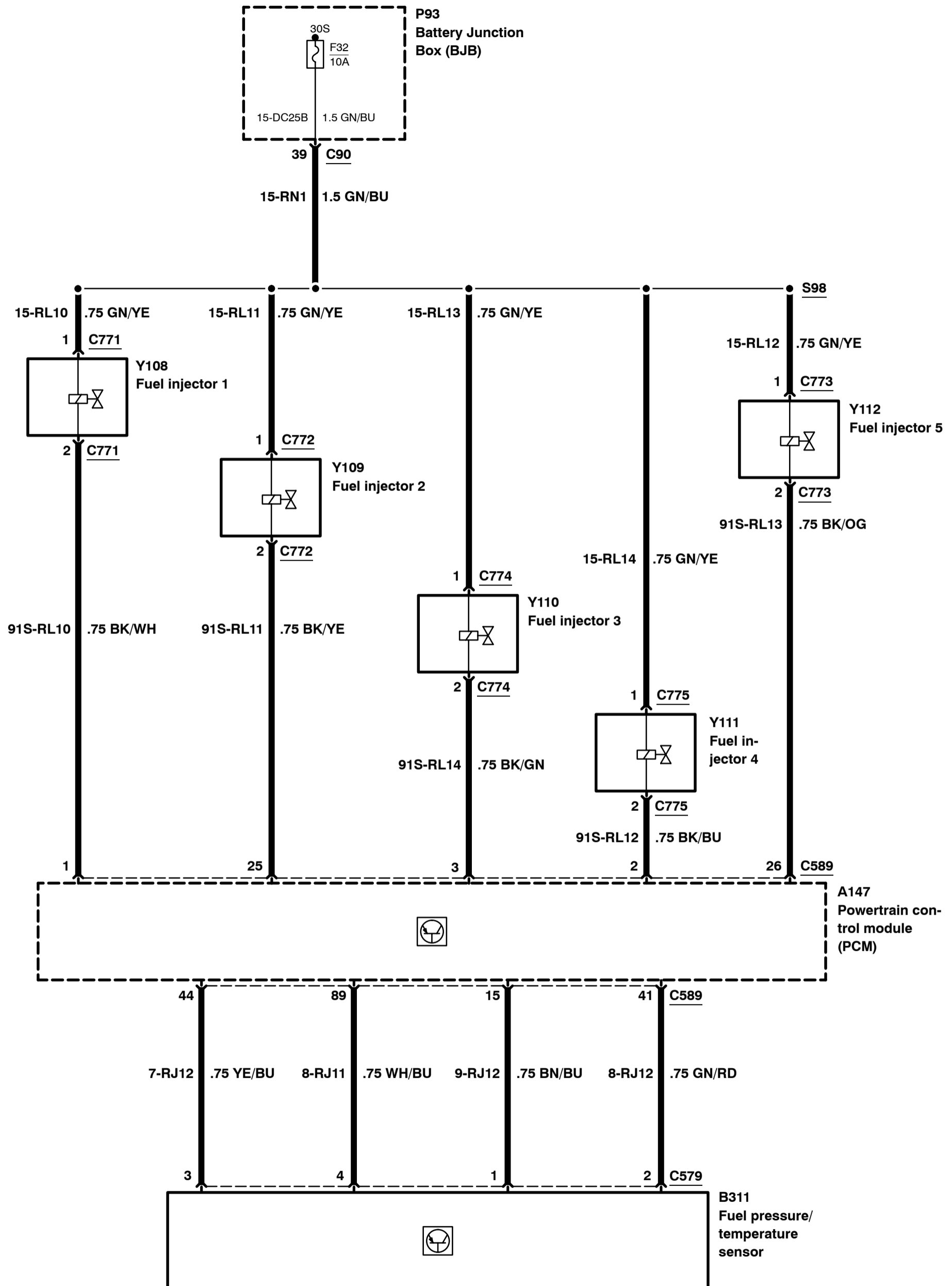
2008
303-04F-00-2
2008.75
Focus

Fuel Charging and Controls – 1.8L Duratorq–TDCi (Kent) Diesel



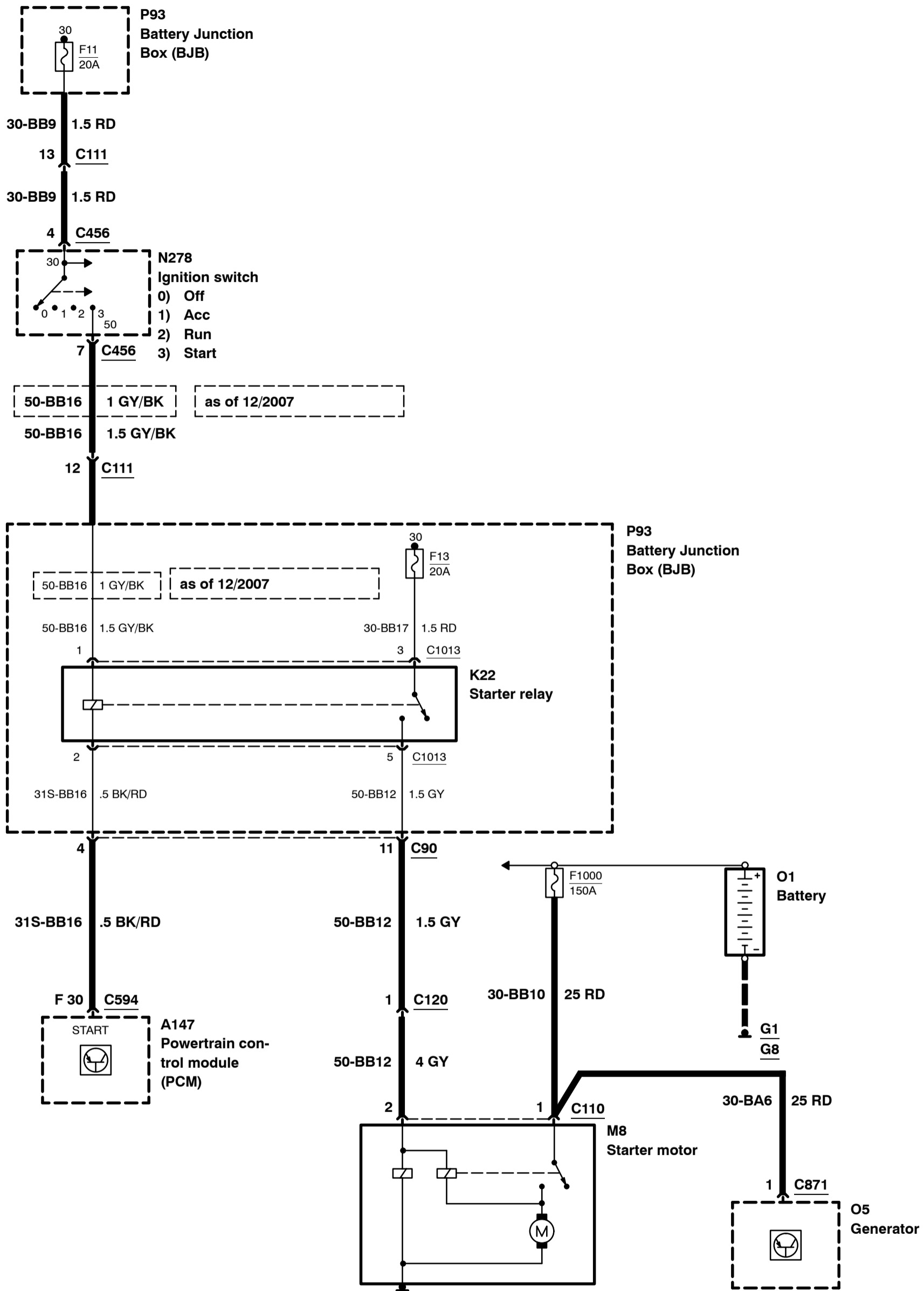
Fuel Charging and Controls – 2.5L Duratec–ST (VI5)

2008
303-04G-00-1
2008.75
Focus



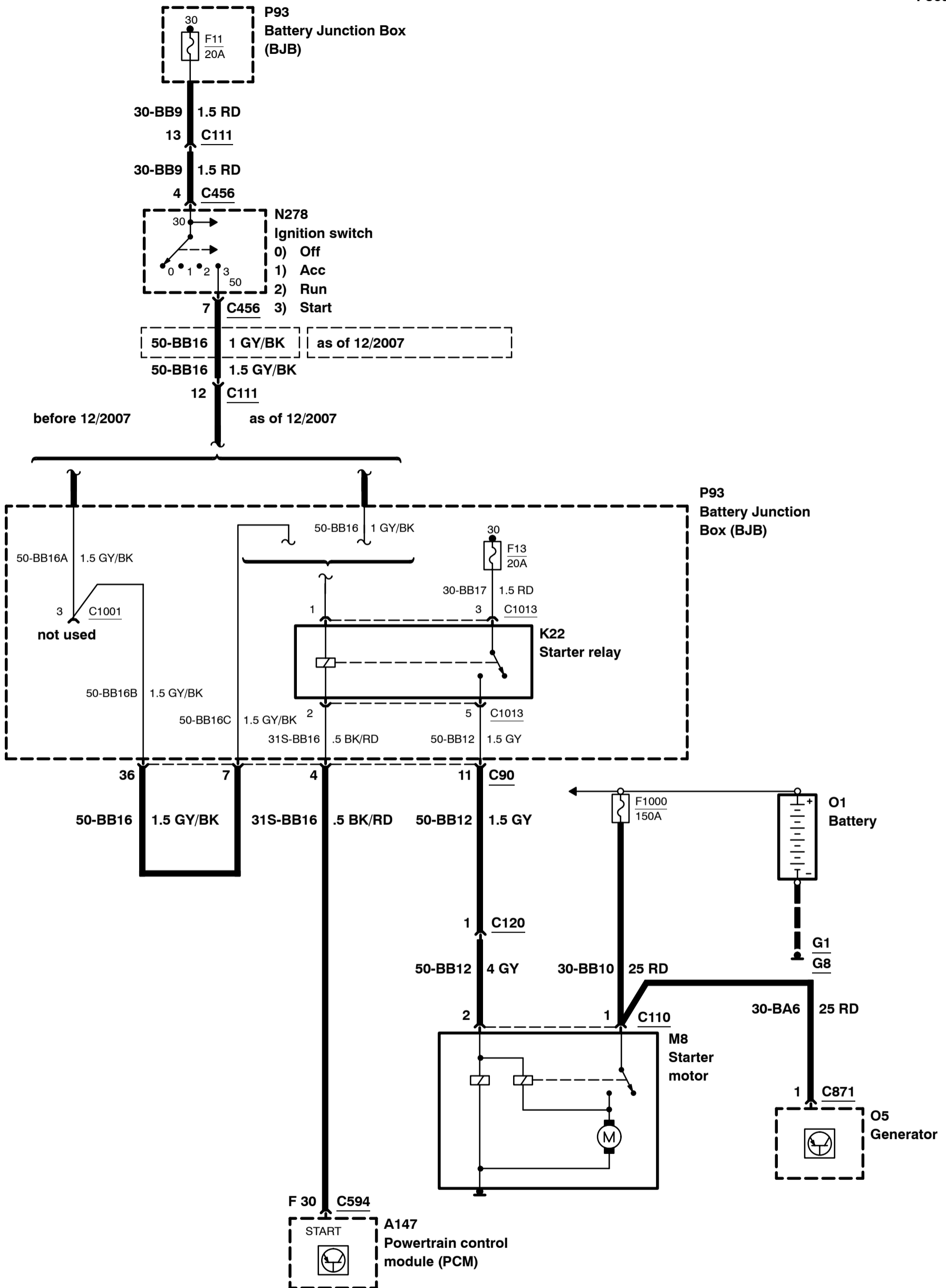
Starting System – 1.4/1.6L Duratec–16V (Sigma), manual transmission, lower option content, without keyless go

2008
303-06A-00-1
2008.75
Focus



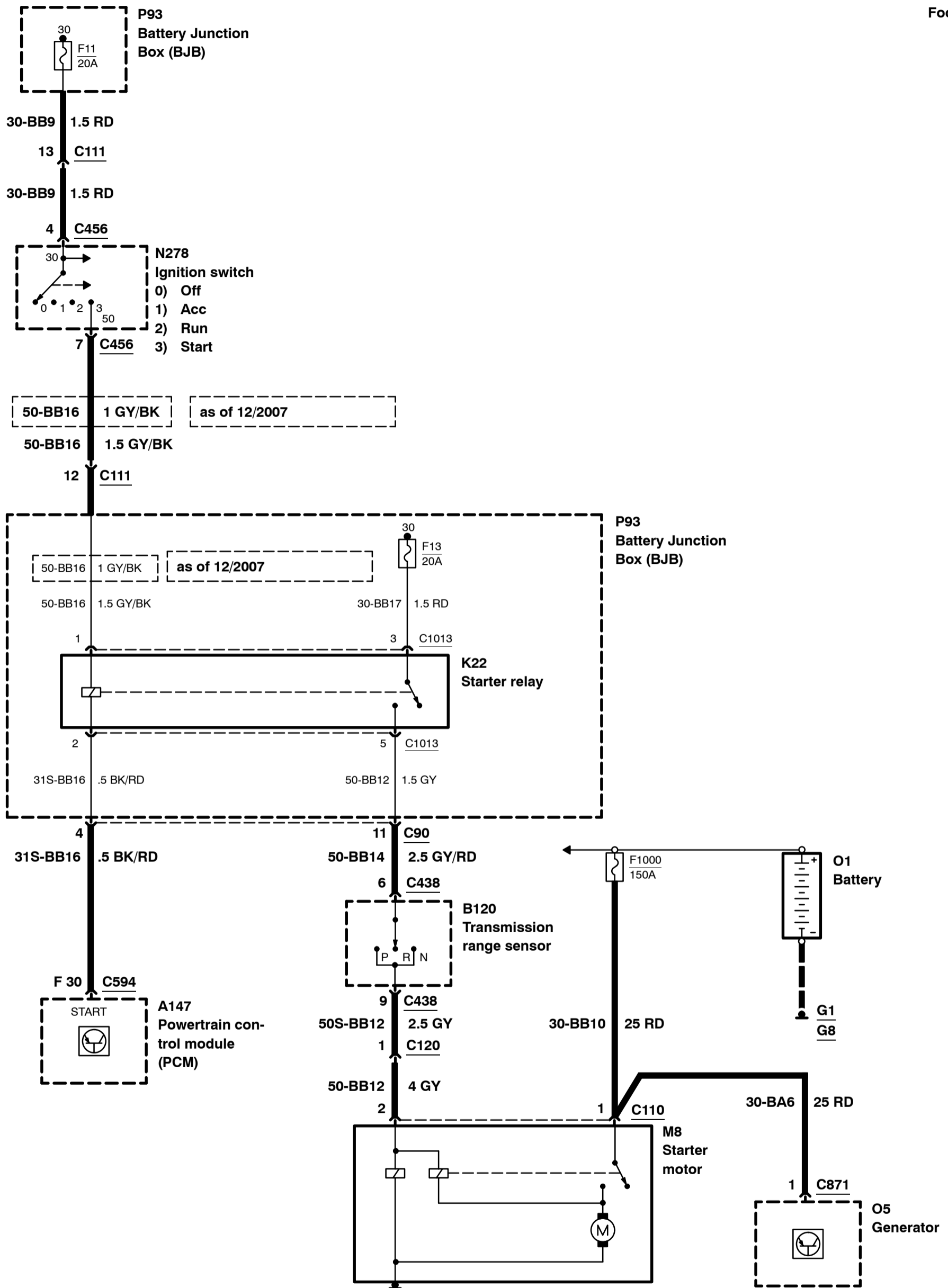
Starting System – 1.4/1.6L Duratec–16V (Sigma), manual transmission, higher option content, without keyless go

2008
303-06A-00-2
2008.75
Focus



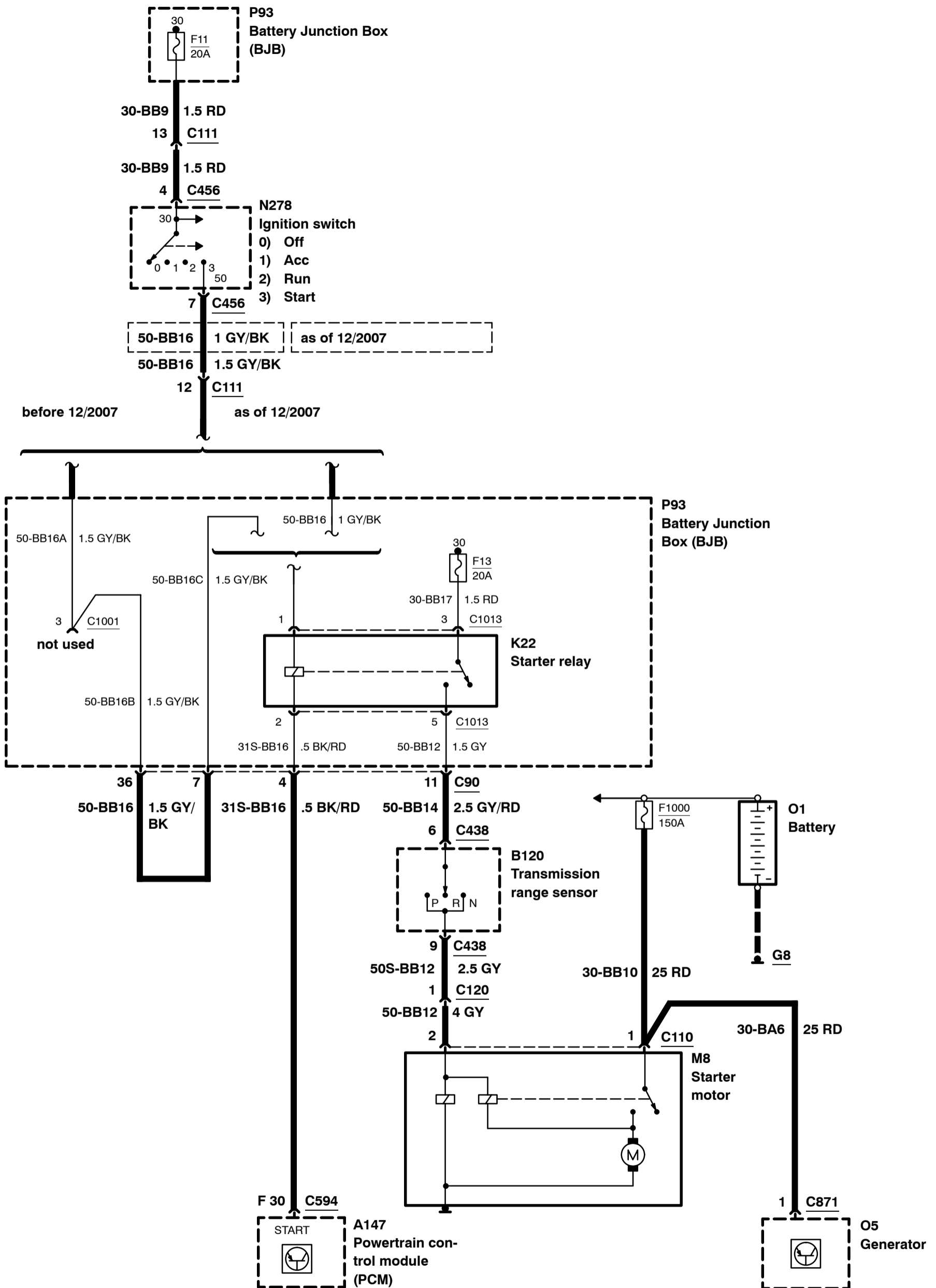
Starting System – 1.6L Duratec–16V (Sigma), automatic transmission, lower option content, without keyless go

2008
303-06A-00-3
2008.75
Focus

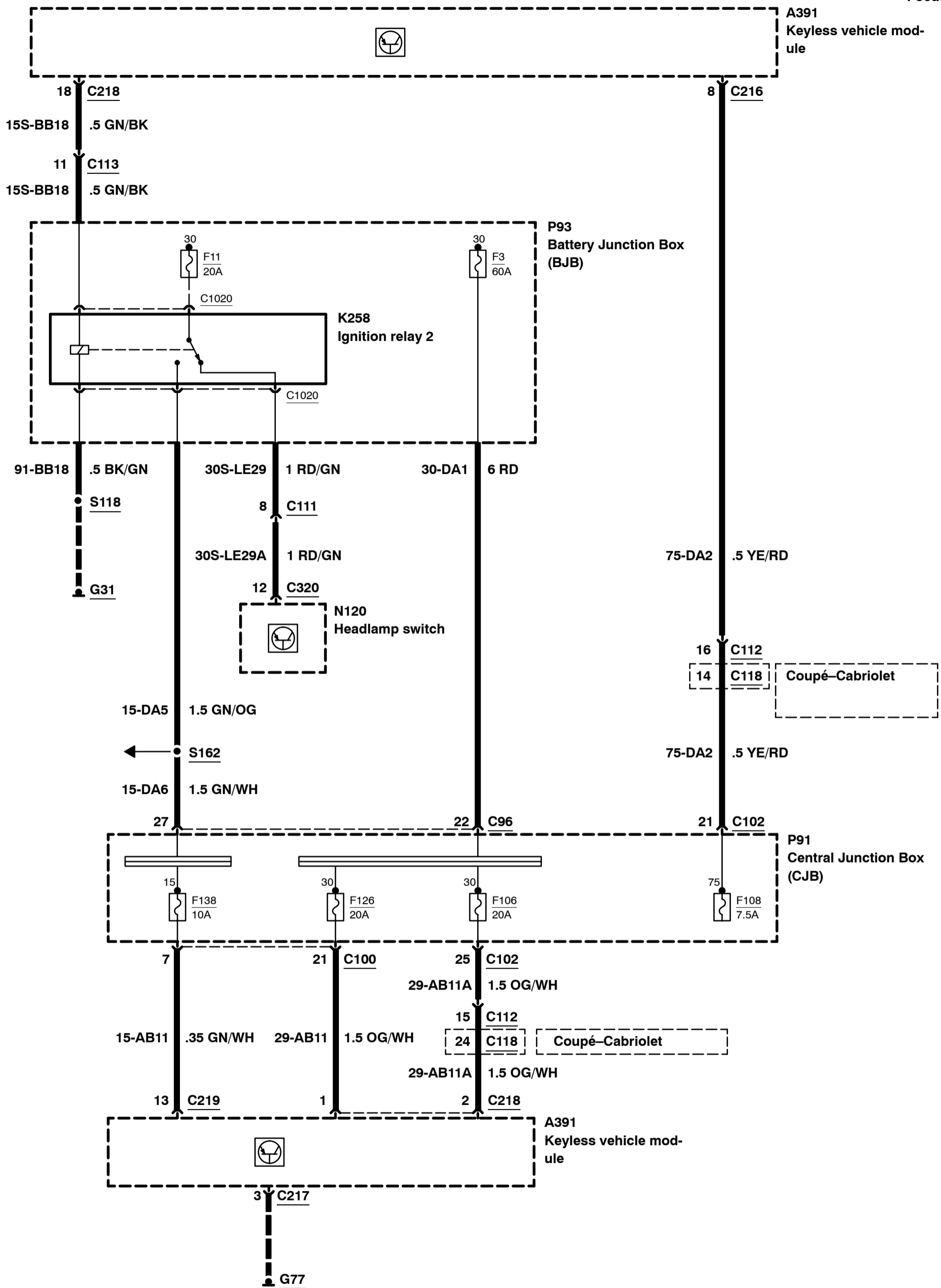


Starting System – 1.6L Duratec–16V (Sigma), automatic transmission, higher option content, without keyless go

2008
303-06A-00-4
2008.75
Focus

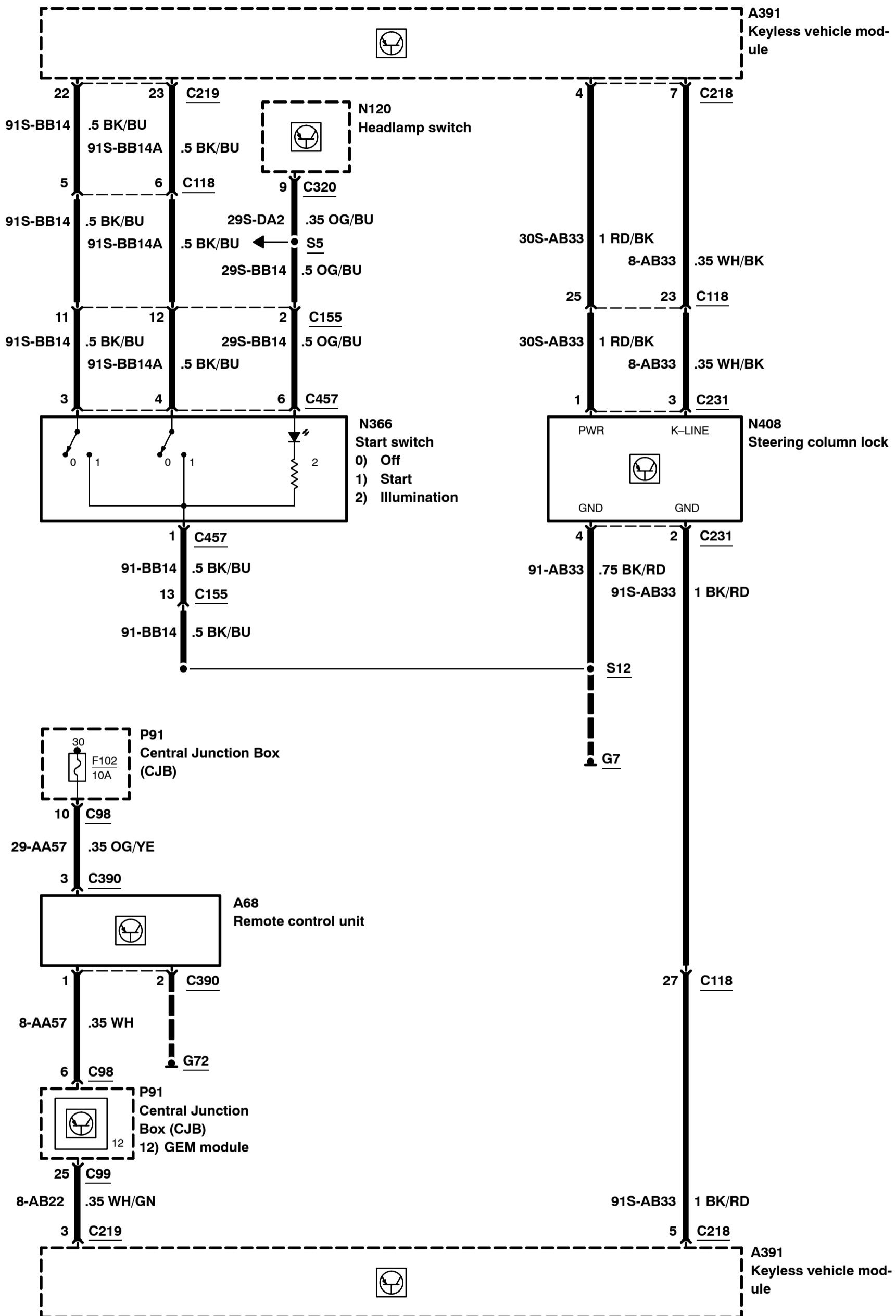


Starting System – 1.4/1.6L Duratec–16V (Sigma), with keyless go



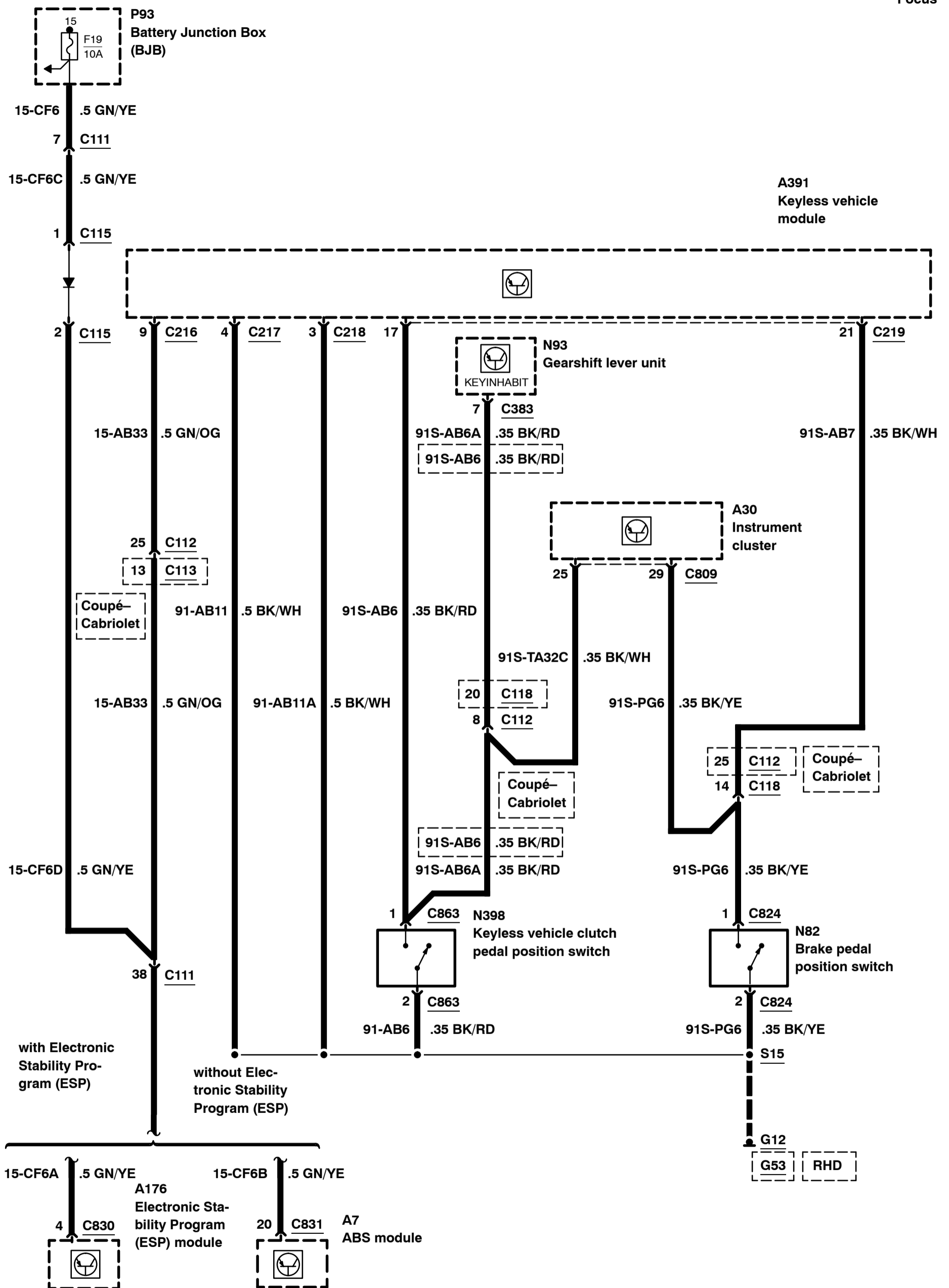
Starting System – 1.4/1.6L Duratec–16V (Sigma), with keyless go

2008
303-06A-00-6
2008.75
Focus



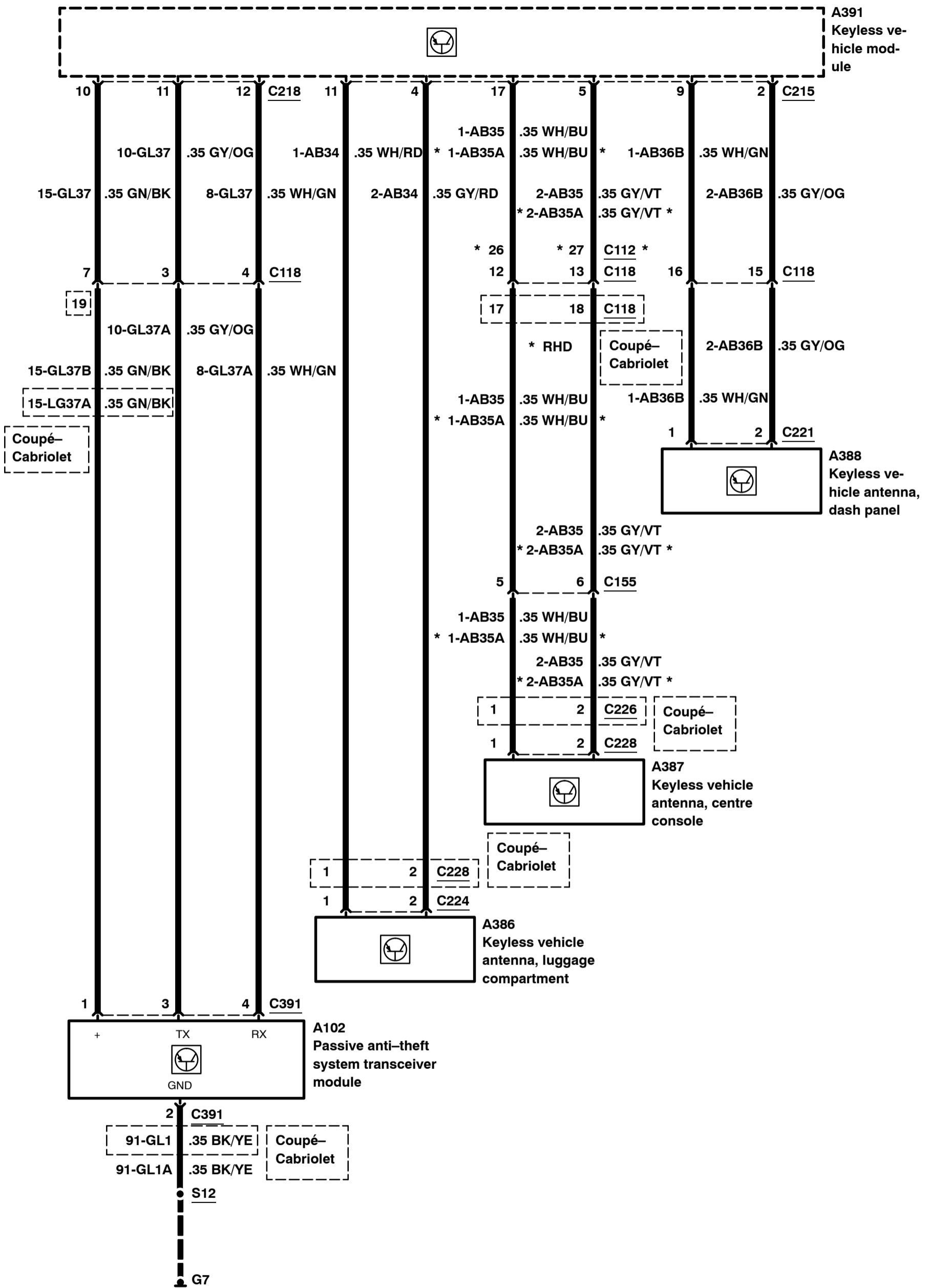
Starting System – 1.4/1.6L Duratec–16V (Sigma), with keyless go

2008
303-06A-00-7
2008.75
Focus



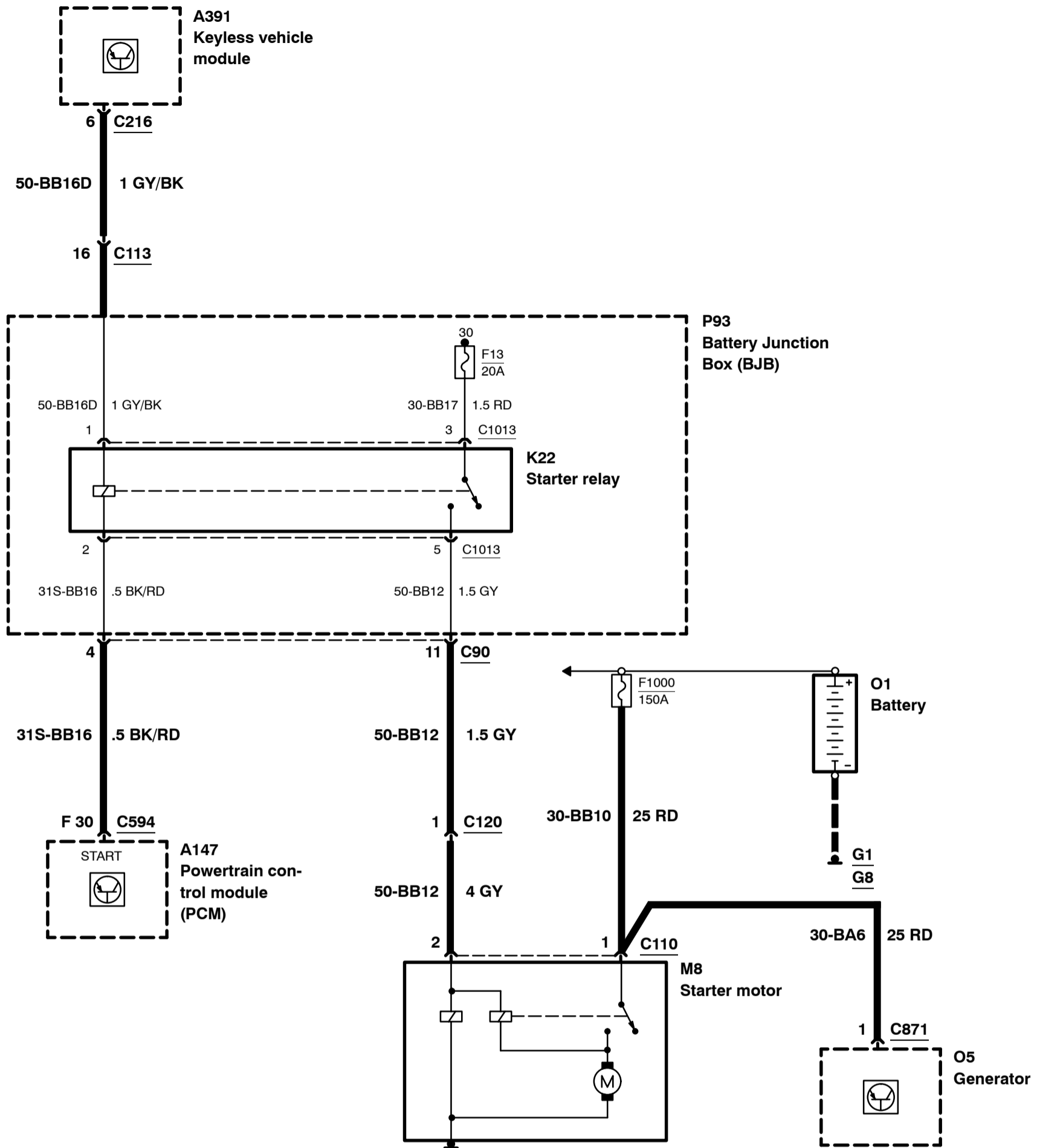
Starting System – 1.4/1.6L Duratec–16V (Sigma), without keyless go

2008
303-06A-00-8
2008.75
Focus



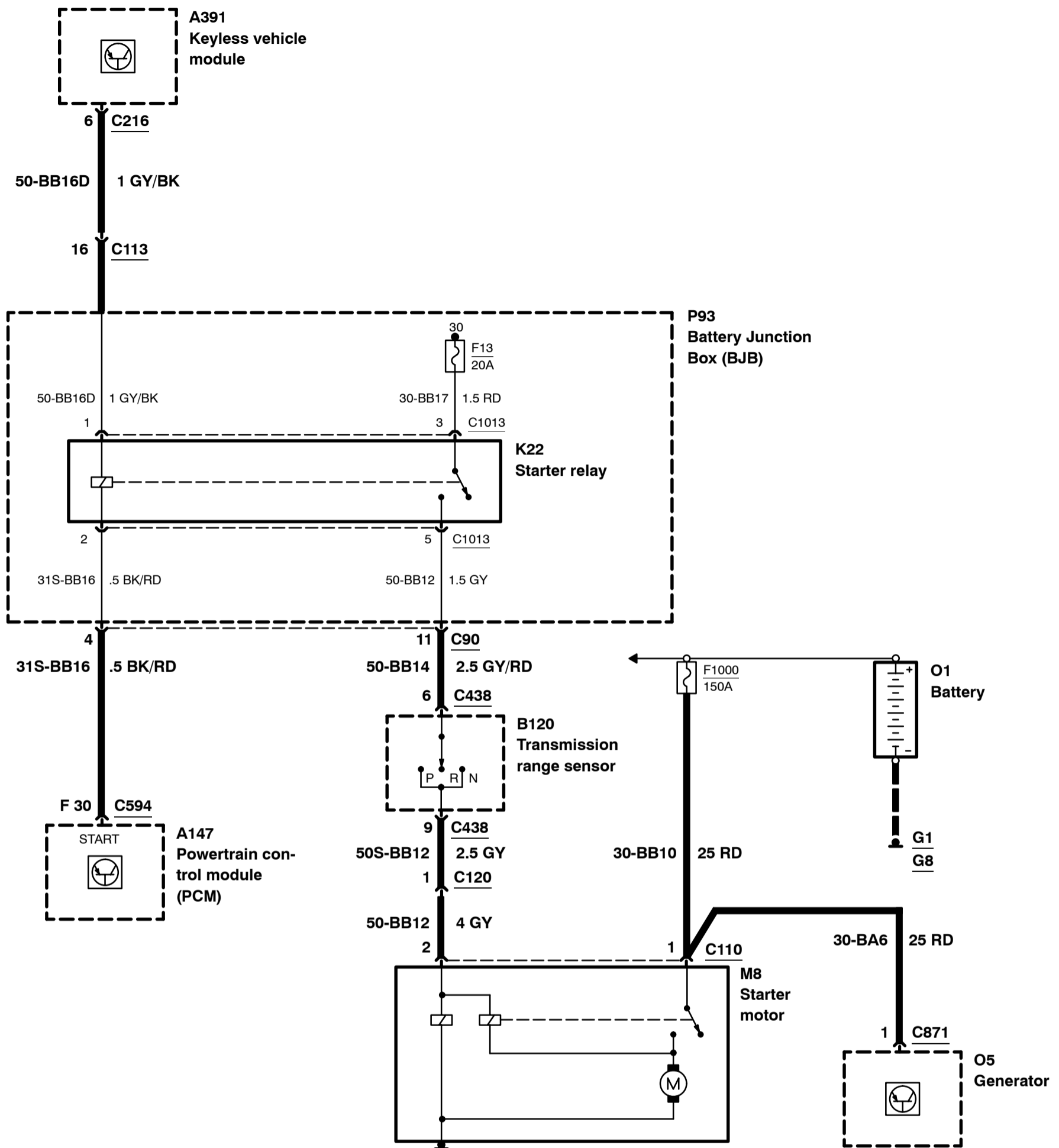
Starting System – 1.4/1.6L Duratec–16V (Sigma), manual transmission, with keyless go

2008
303-06A-00-9
2008.75
Focus



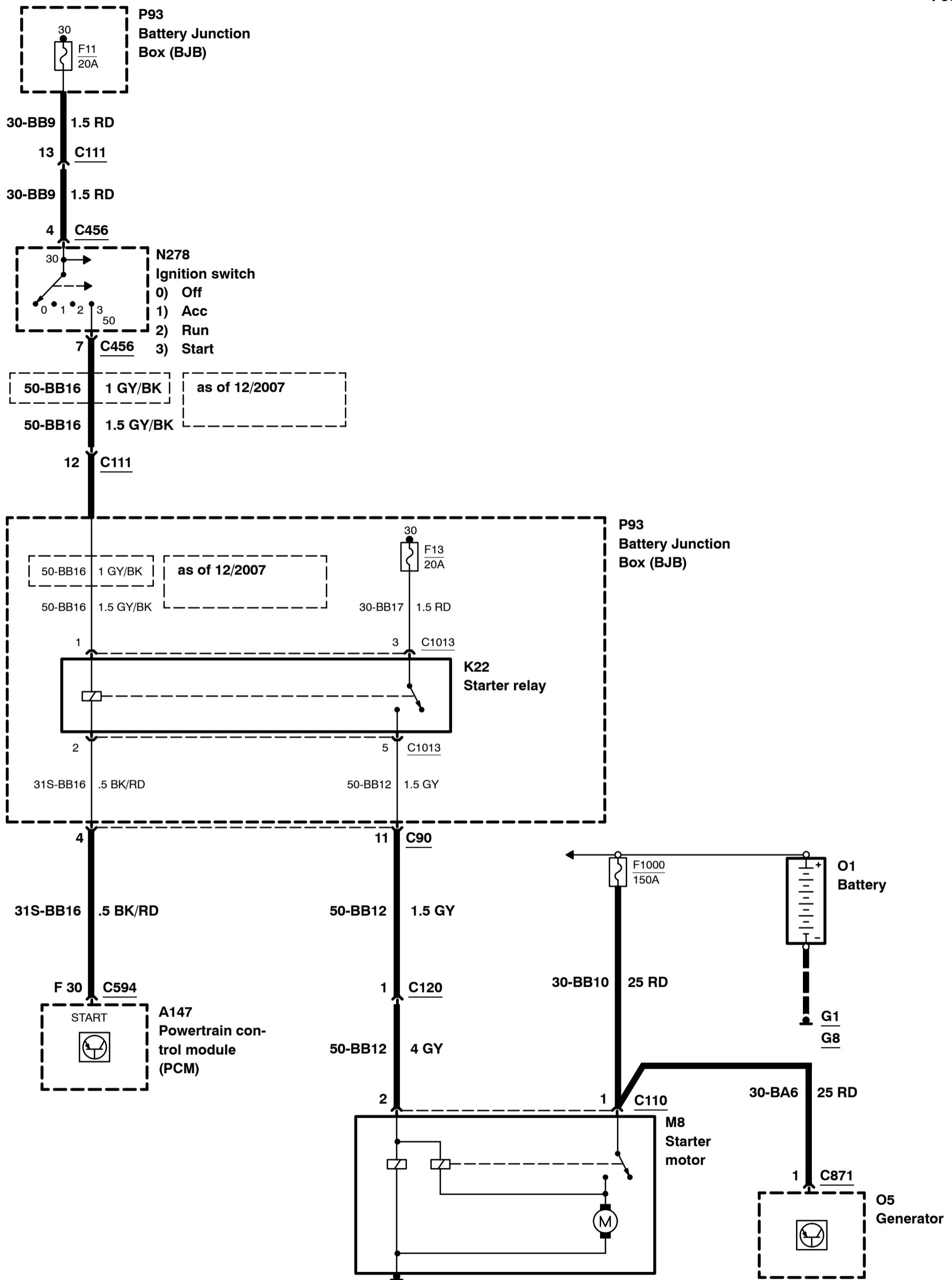
Starting System – 1.6L Duratec–16V (Sigma), automatic transmission, with keyless go

2008
303-06A-00-10
2008.75
Focus



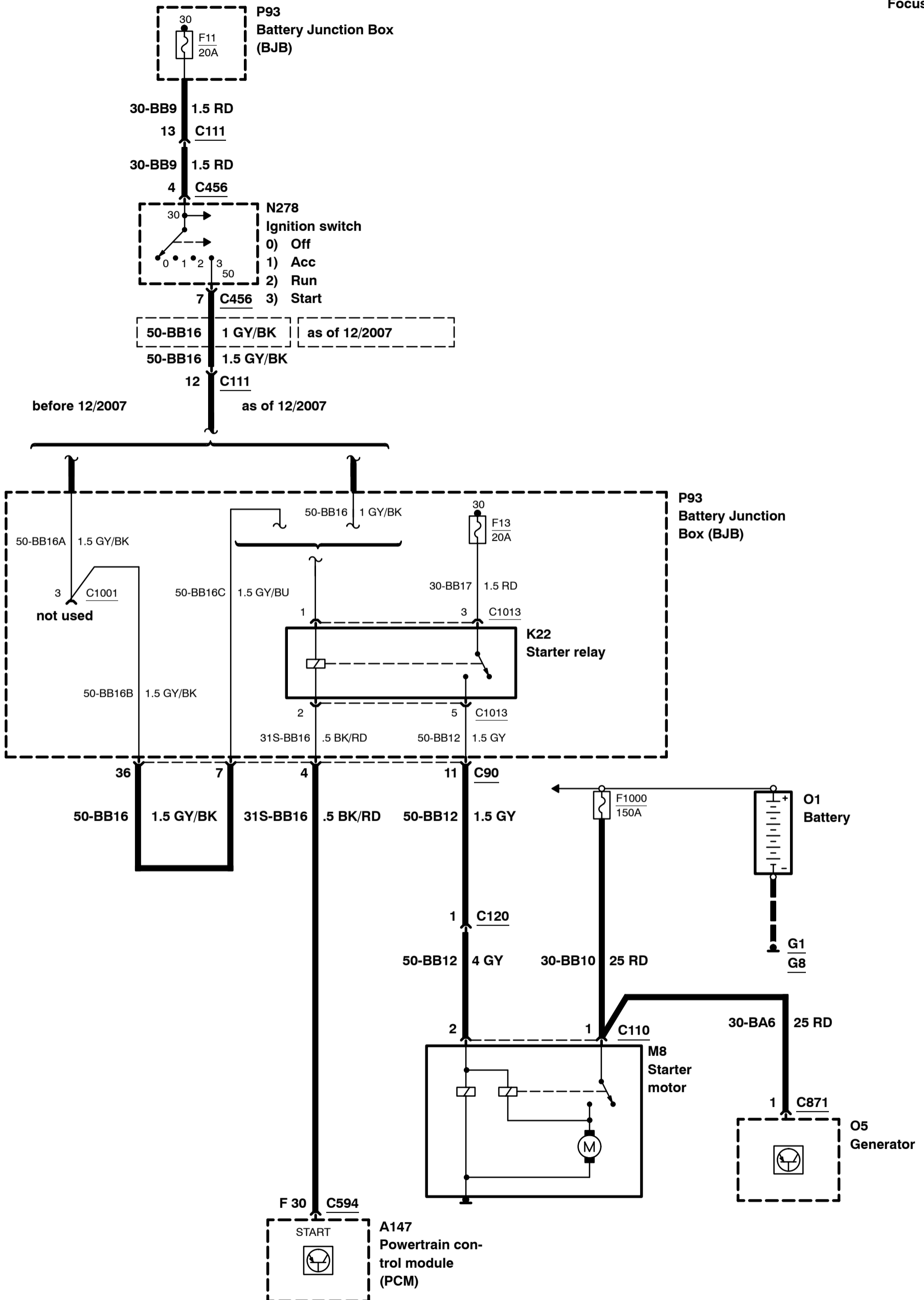
Starting System – 1.6L Duratec–16V Ti–VCT (Sigma), lower option content, without keyless go

2008
303-06B-00-1
2008.75
Focus

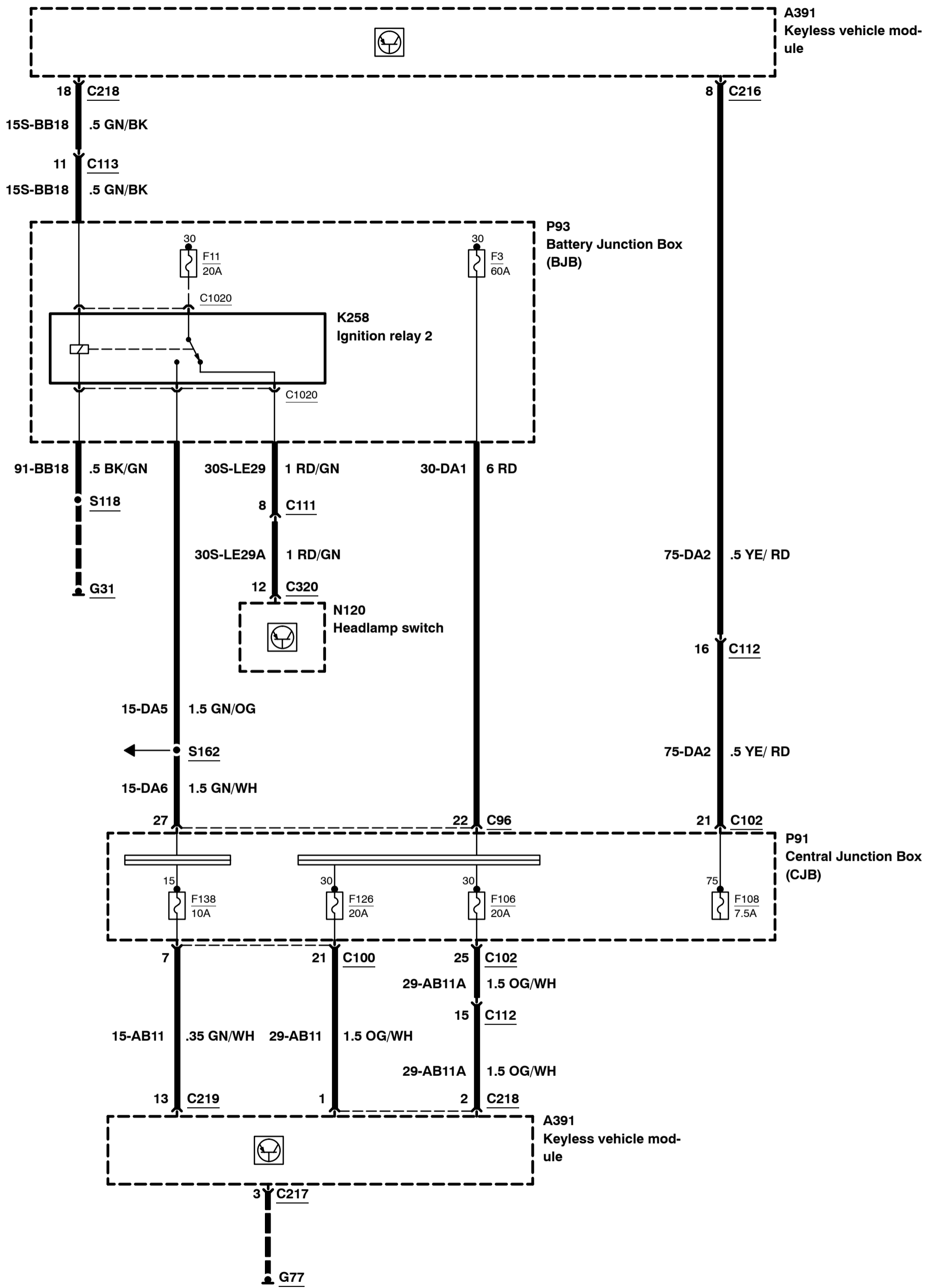


Starting System – 1.6L Duratec–16V Ti–VCT (Sigma), higher option content, without keyless go

2008
303-06B-00-2
2008.75
Focus

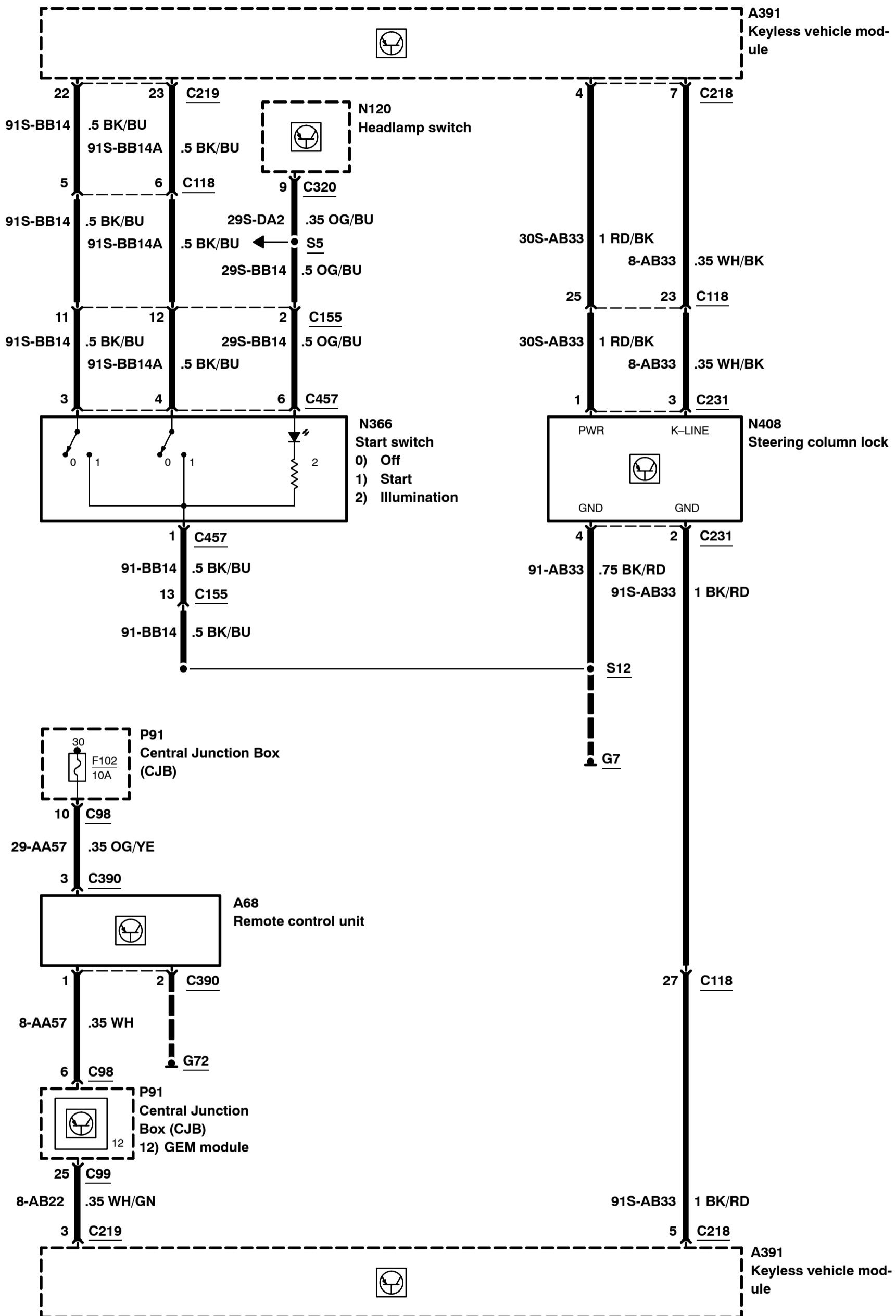


Starting System – 1.6L Duratec–16V Ti–VCT (Sigma), with keyless go



Starting System – 1.4/1.6L Duratec–16V (Sigma), with keyless go

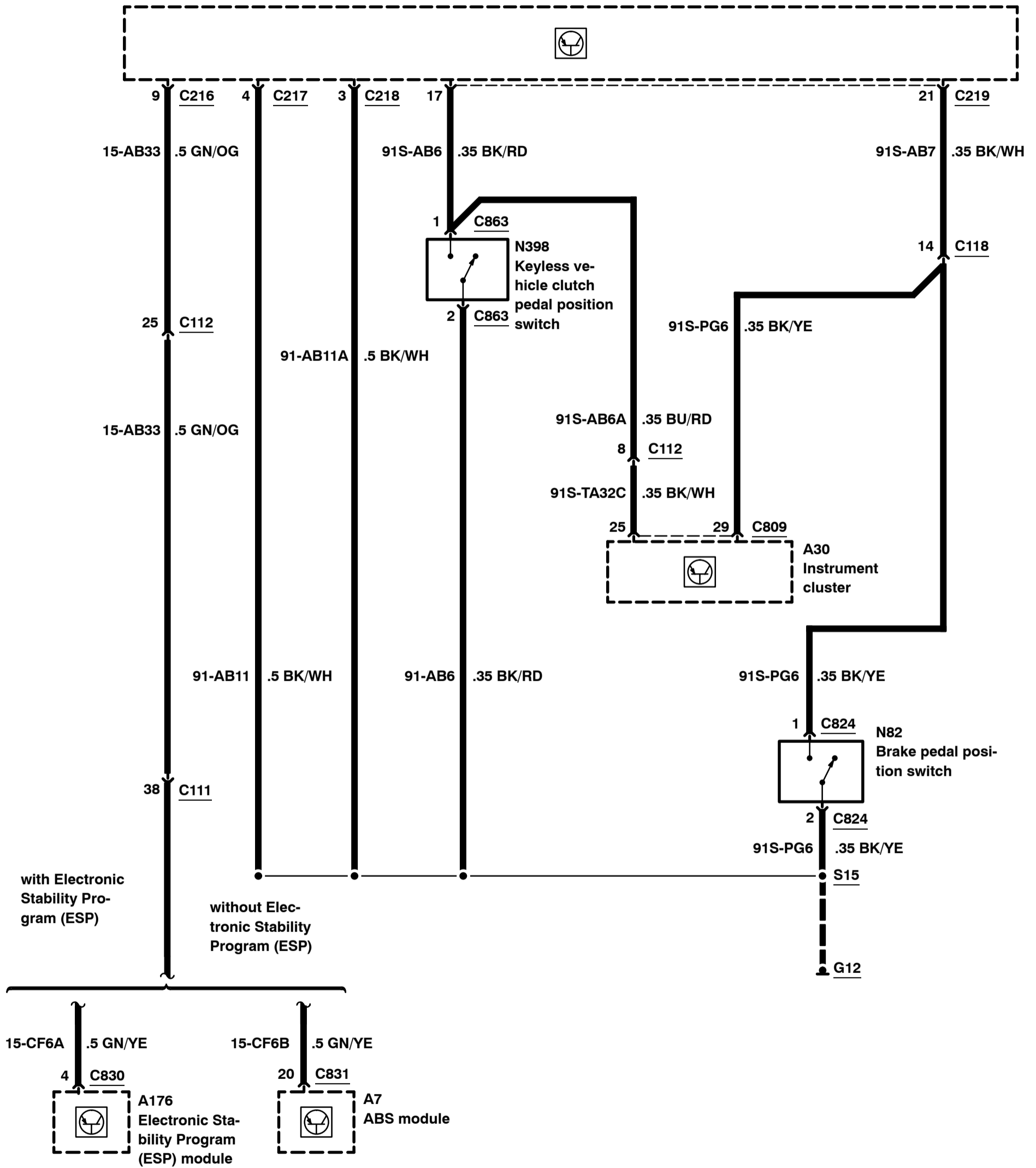
2008
303-06B-00-4
2008.75
Focus



Starting System – 1.6L Duratec–16V Ti–VCT (Sigma), with keyless go

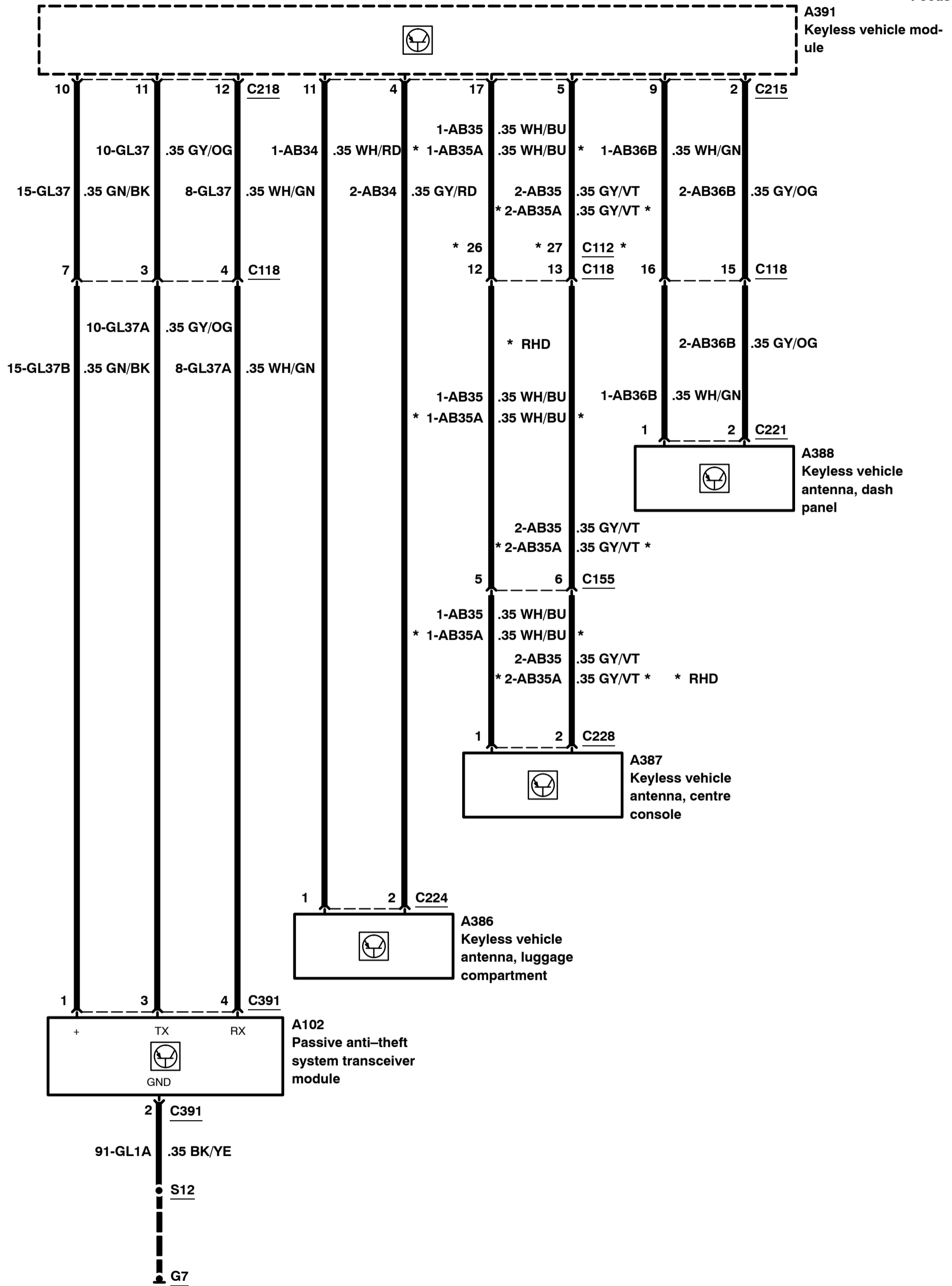
2008
303-06B-00-5
2008.75
Focus

A391
Keyless vehicle
module



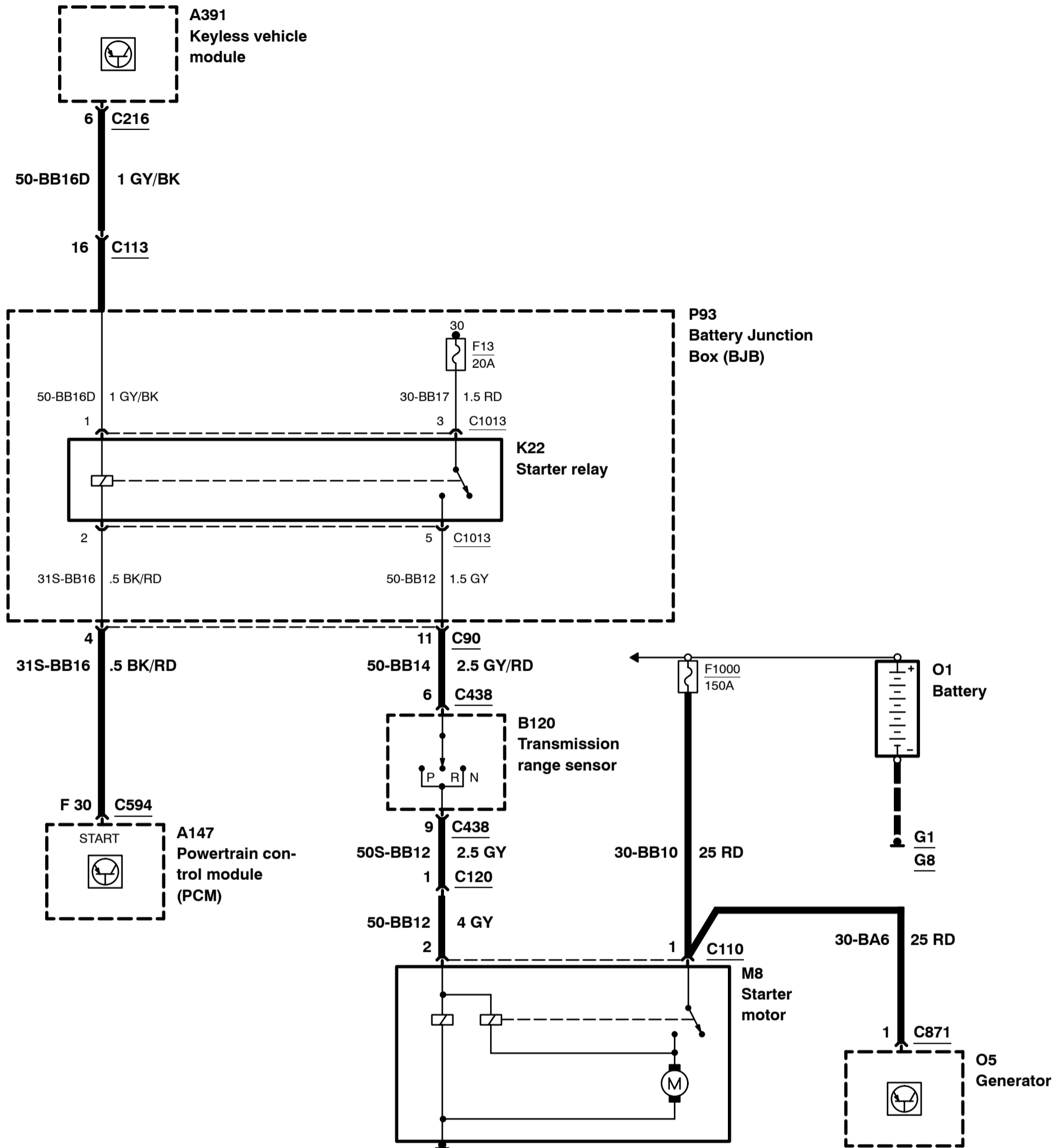
Starting System – 1.6L Duratec–16V Ti–VCT (Sigma), with keyless go

2008
303-06B-00-6
2008.75
Focus



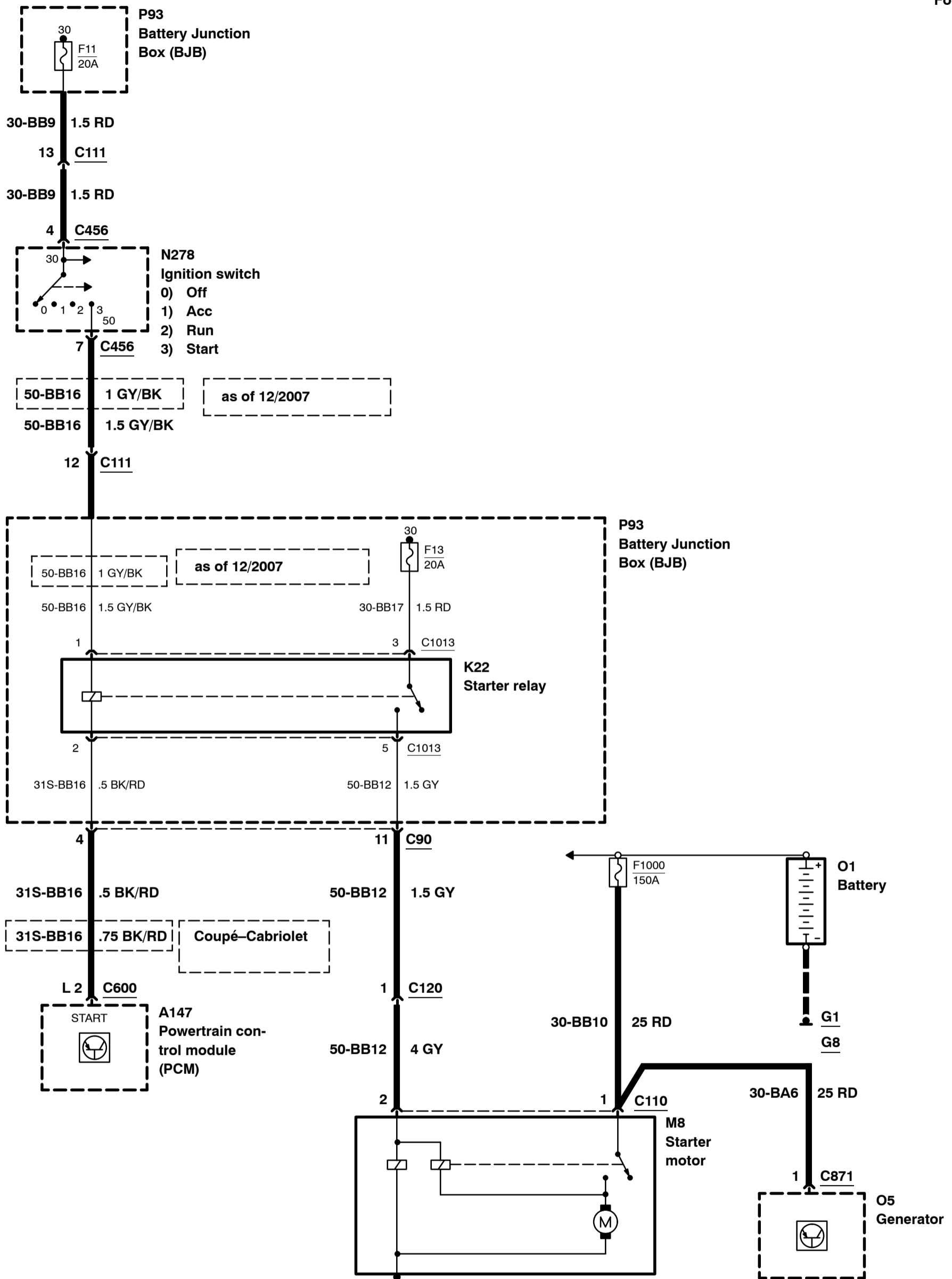
Starting System – 1.6L Duratec–16V (Sigma), automatic transmission, with keyless go

2008
303-06B-00-07
2008.75
Focus



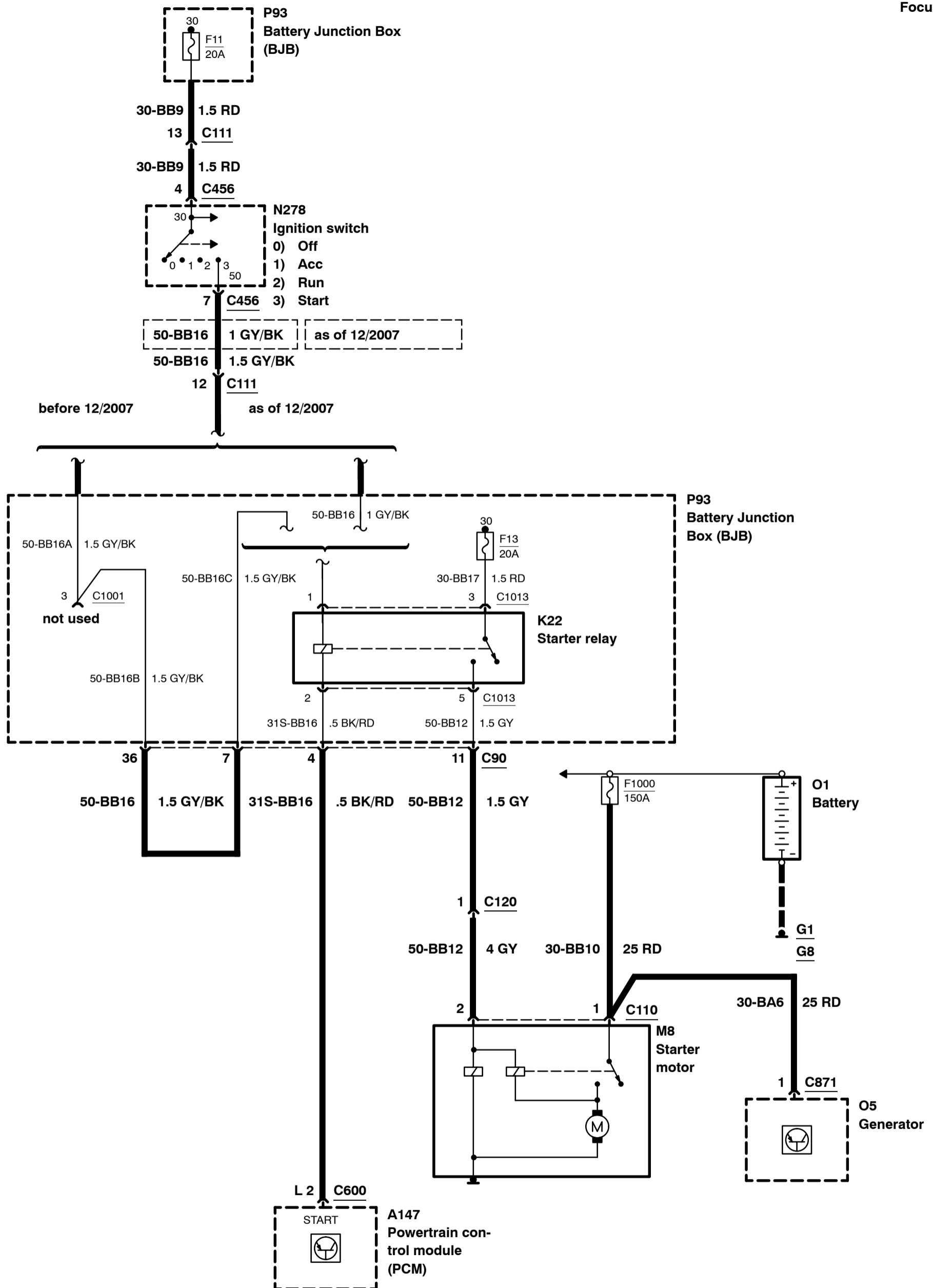
Starting System – 1.8/2.0L Duratec-HE (MI4), manual transmission, lower option content, without keyless go

2008
303-06C-00-1
2008.75
Focus



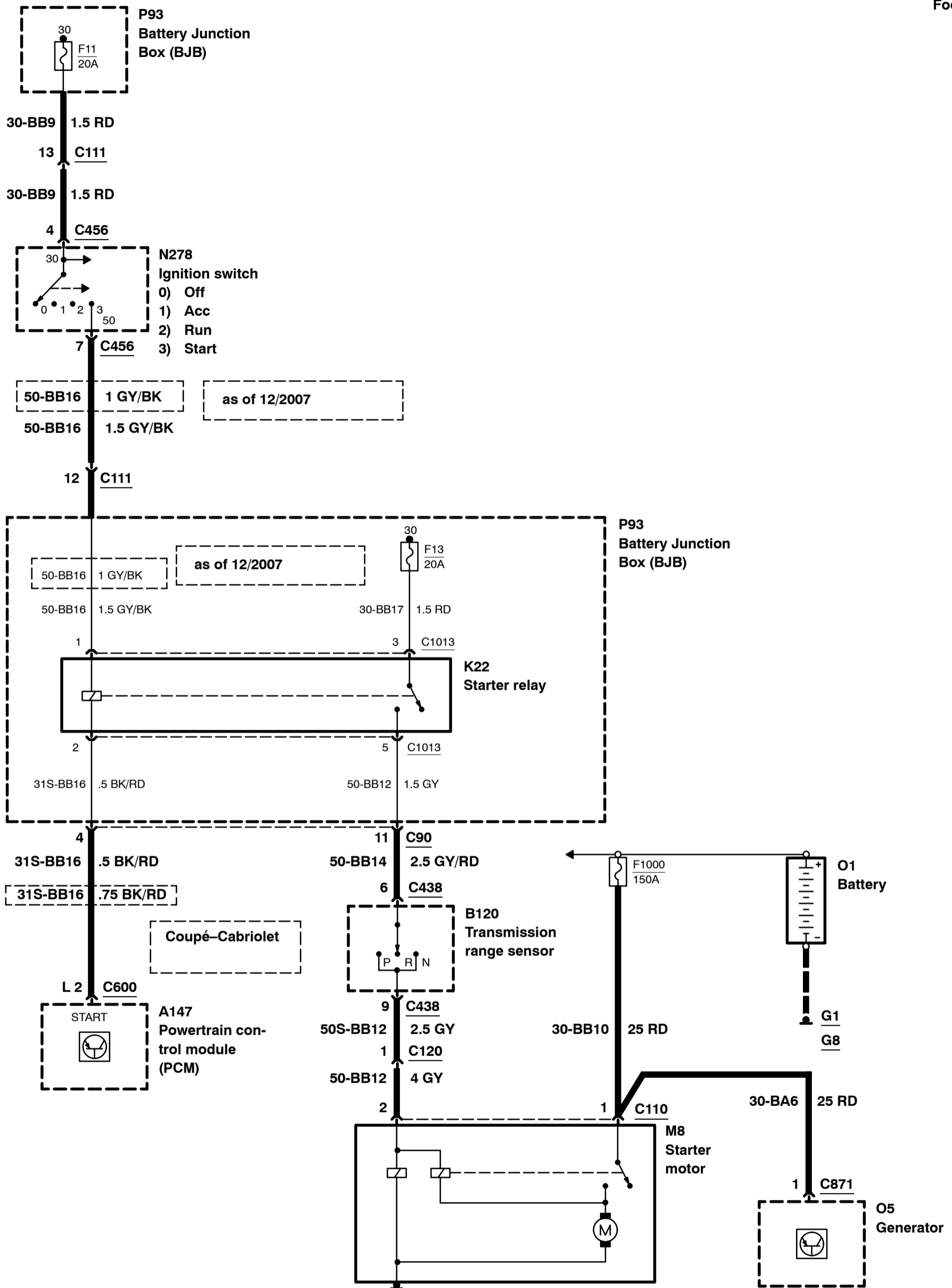
Starting System – 1.8/2.0L Duratec-HE (MI4), manual transmission, higher option content, without keyless go

2008
303-06C-00-2
2008.75
Focus



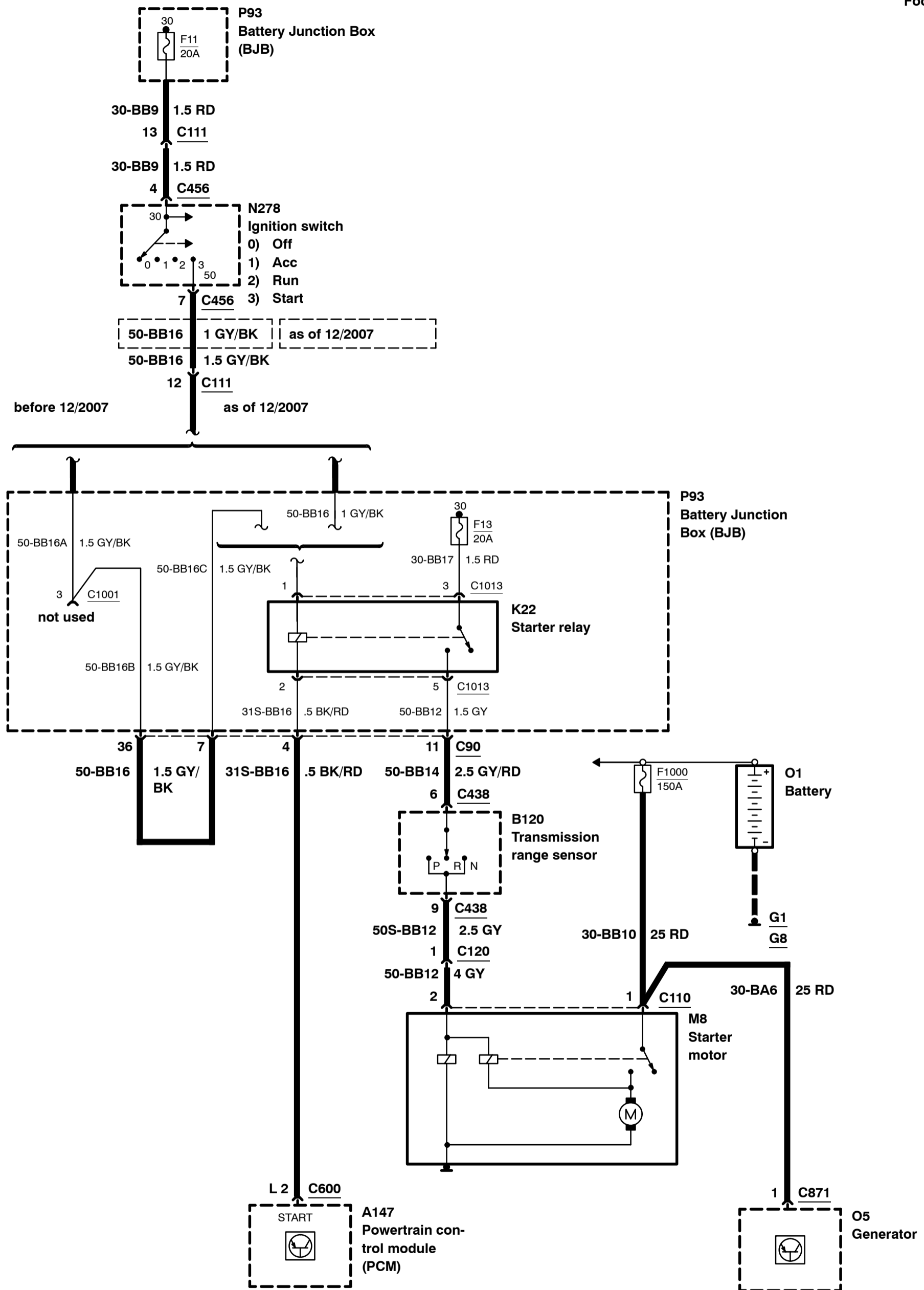
Starting System – 1.8/2.0L Duratec-HE (MI4), automatic transmission, lower option content, without keyless go

2008
303-06C-00-3
2008.75
Focus



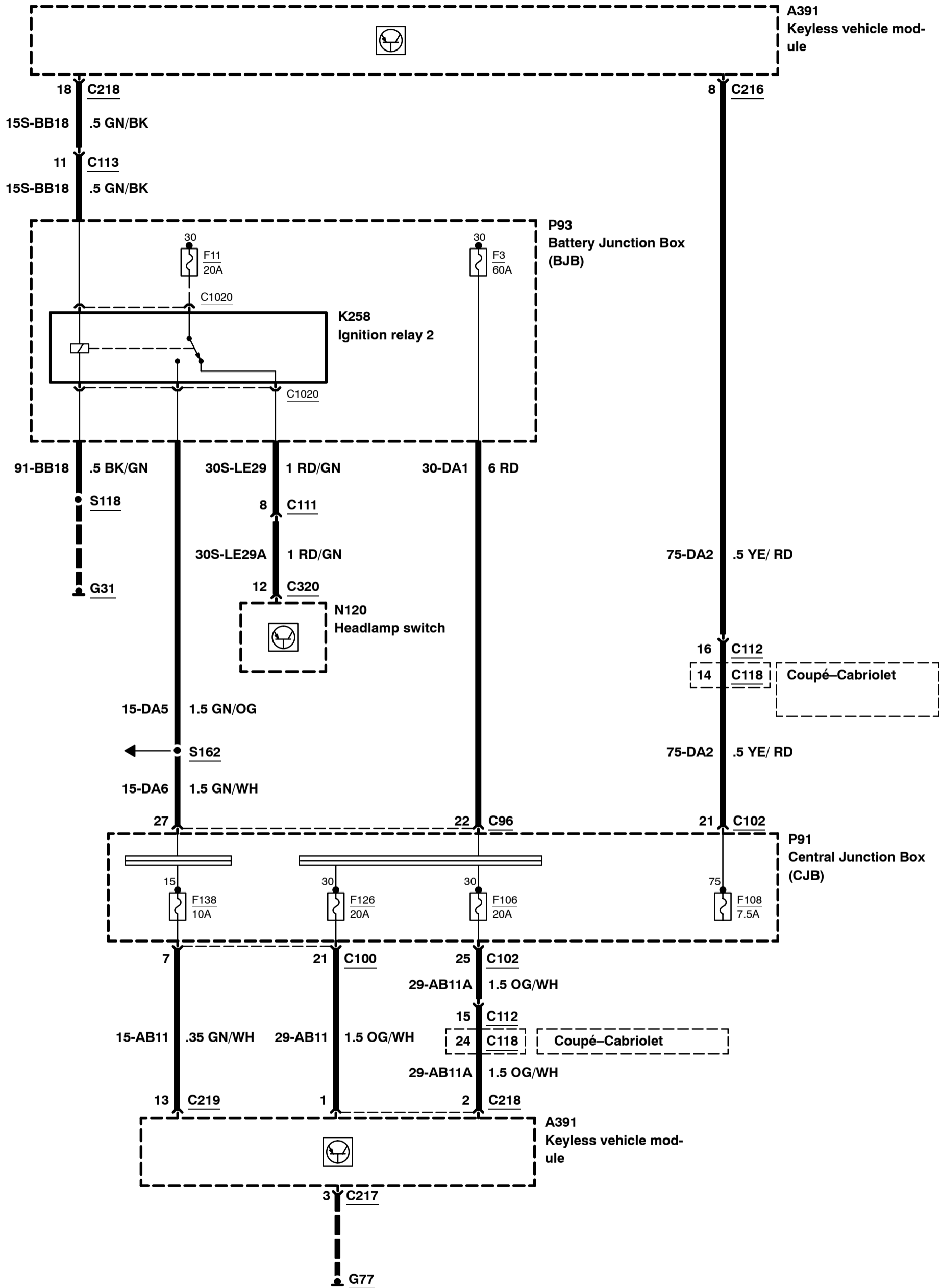
Starting System – 1.8/2.0L Duratec-HE (MI4), automatic transmission, higher option content, without keyless go

2008
303-06C-00-4
2008.75
Focus



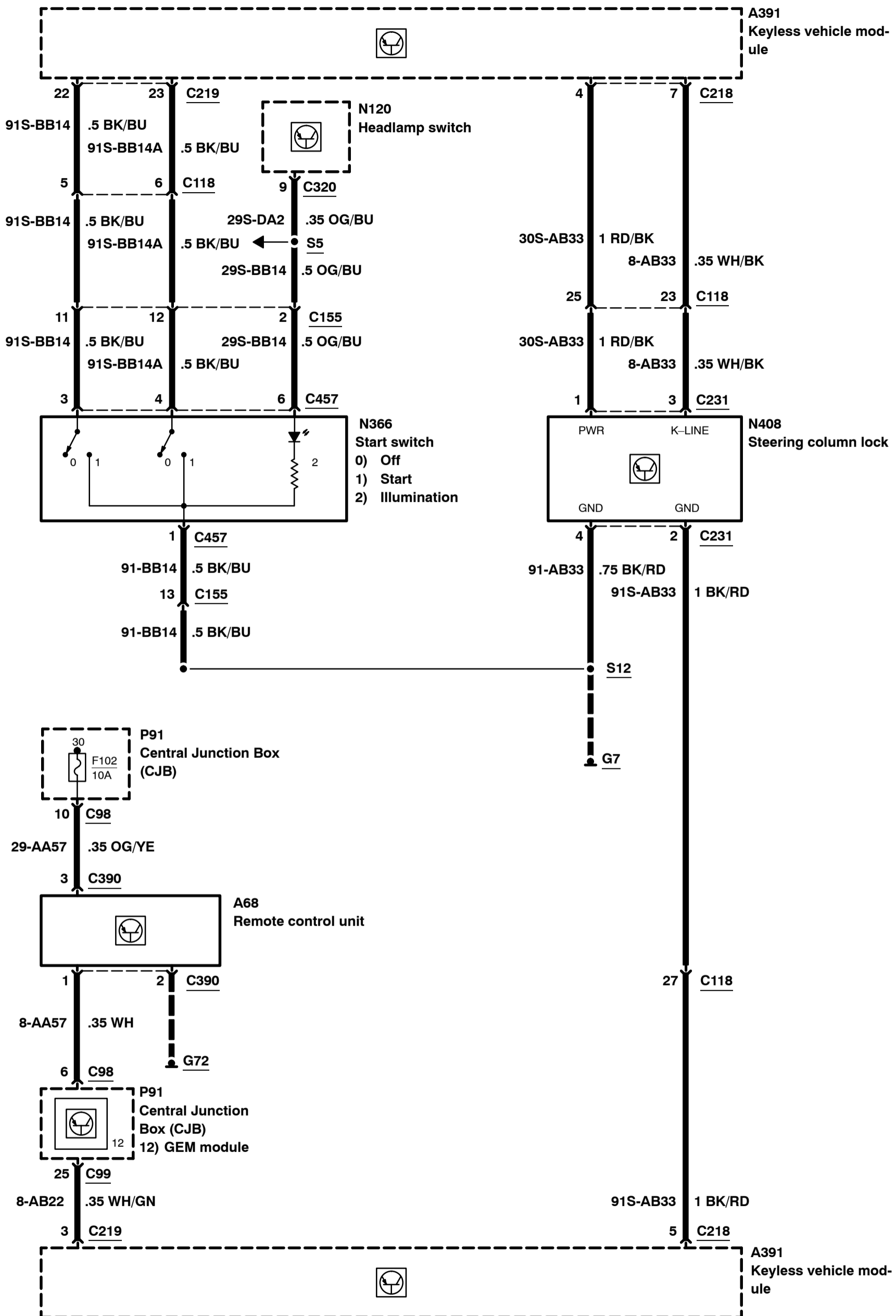
Starting System – 1.8/2.0L Duratec-HE (MI4), with keyless go

2008
303-06C-00-5
2008.75
Focus



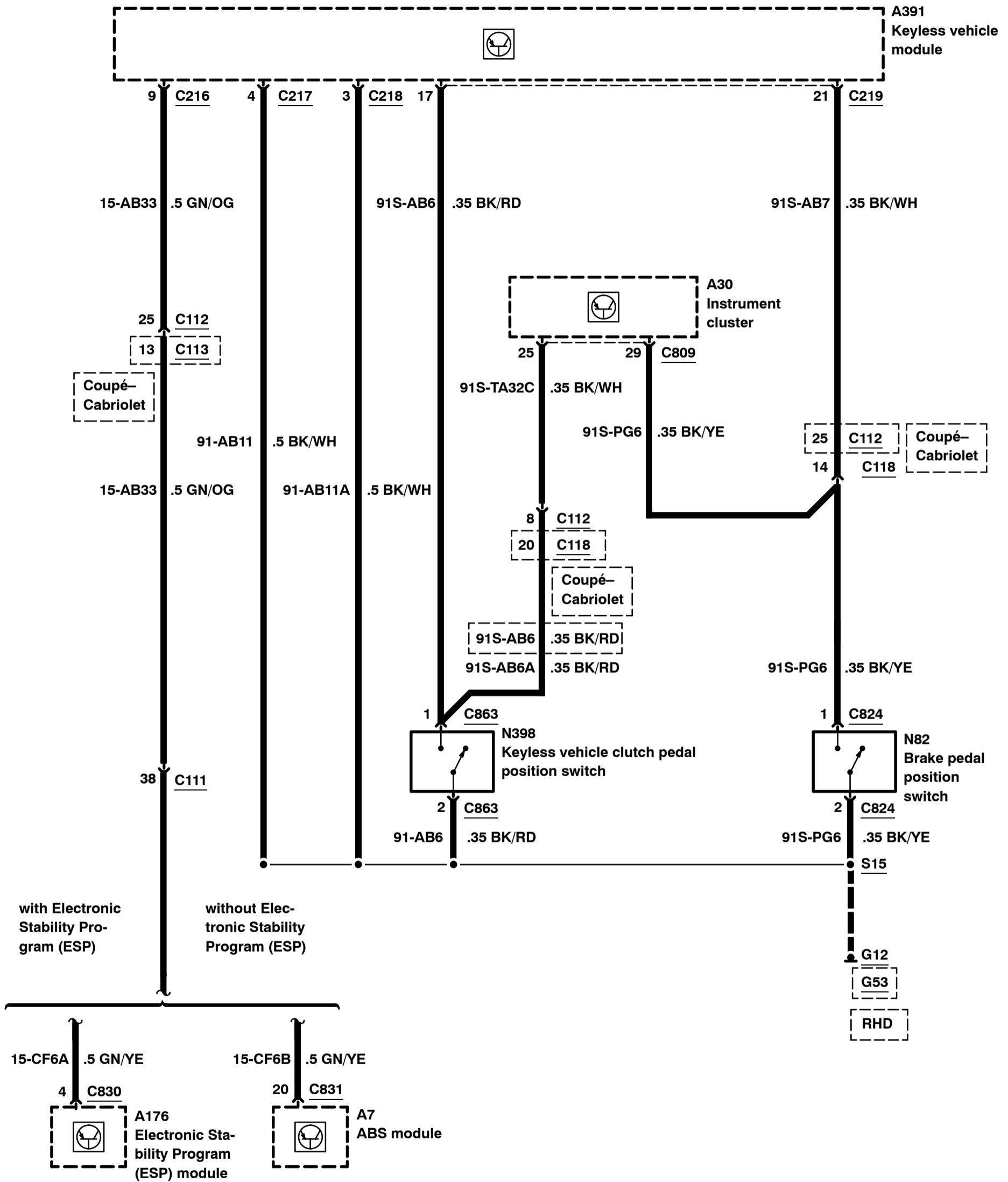
Starting System – 1.8/2.0L Duratec-HE (MI4), with keyless go

2008
303-06C-00-6
2008.75
Focus



Starting System – 1.8/2.0L Duratec–HE (MI4), with keyless go

2008
303-06C-00-7
2008.75
Focus



Starting System – 1.8/2.0L Duratec-HE (MI4), with keyless go

2008
303-06C-00-8

2008.75
Focus

A391
Keyless vehicle
module

A388
Keyless vehicle
antenna, dash
panel

A387
Keyless vehicle
antenna, centre
console

Coupé-
Cabriolet

Coupé-
Cabriolet

Coupé-
Cabriolet

C228

C224

A386
Keyless vehicle
antenna, luggage
compartment

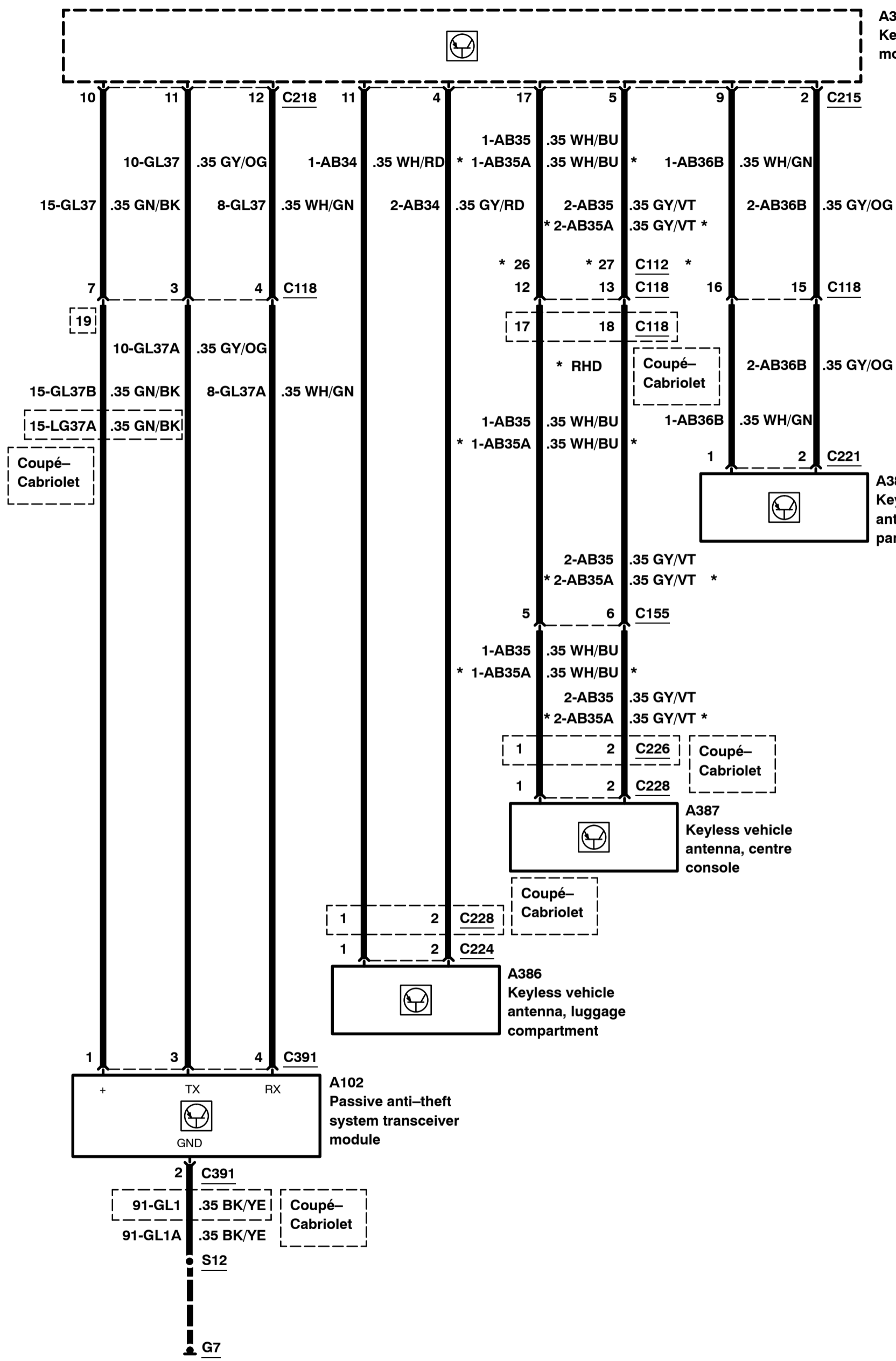
A102
Passive anti-theft
system transceiver
module

C391

Coupé-
Cabriolet

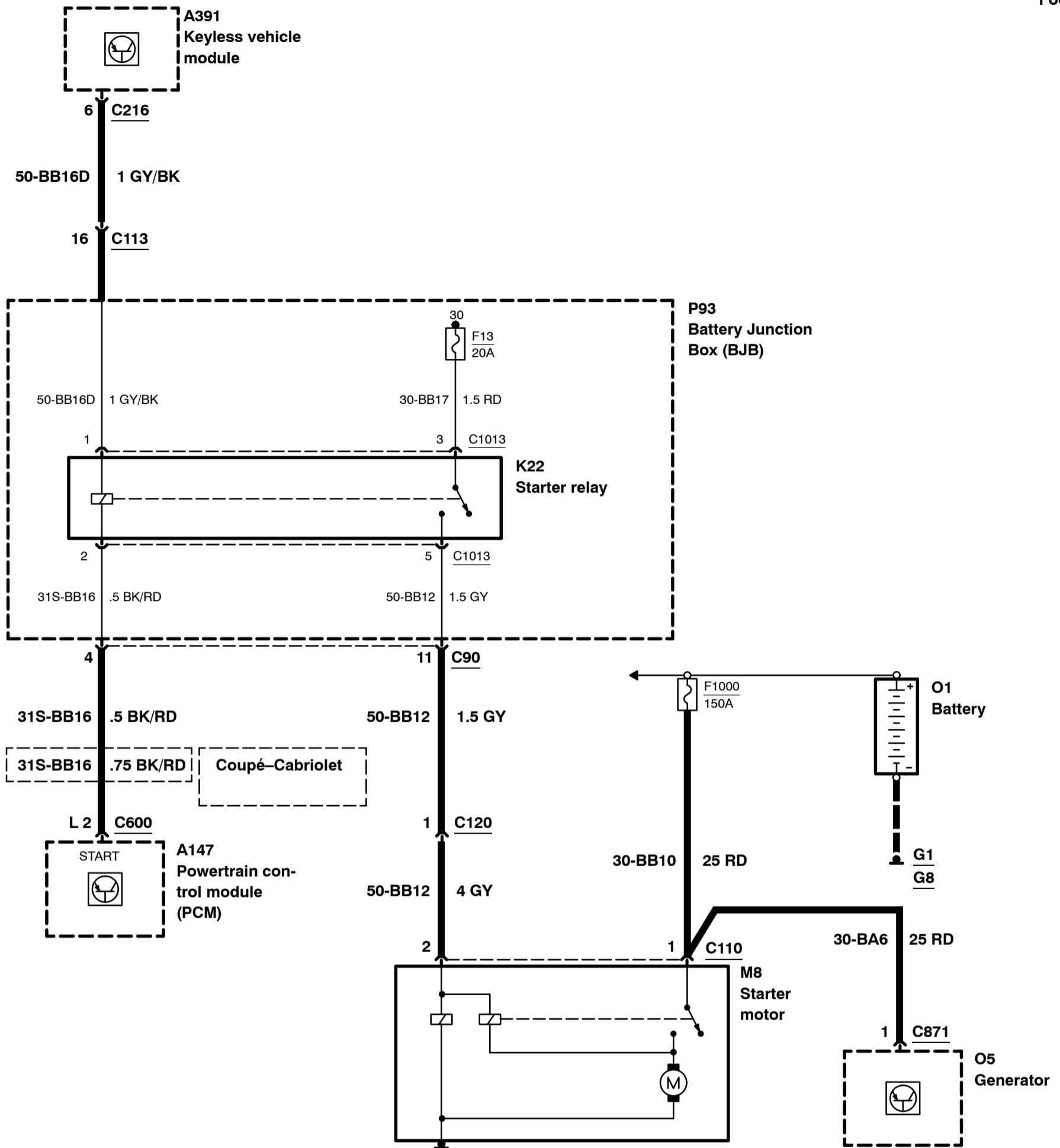
S12

G7



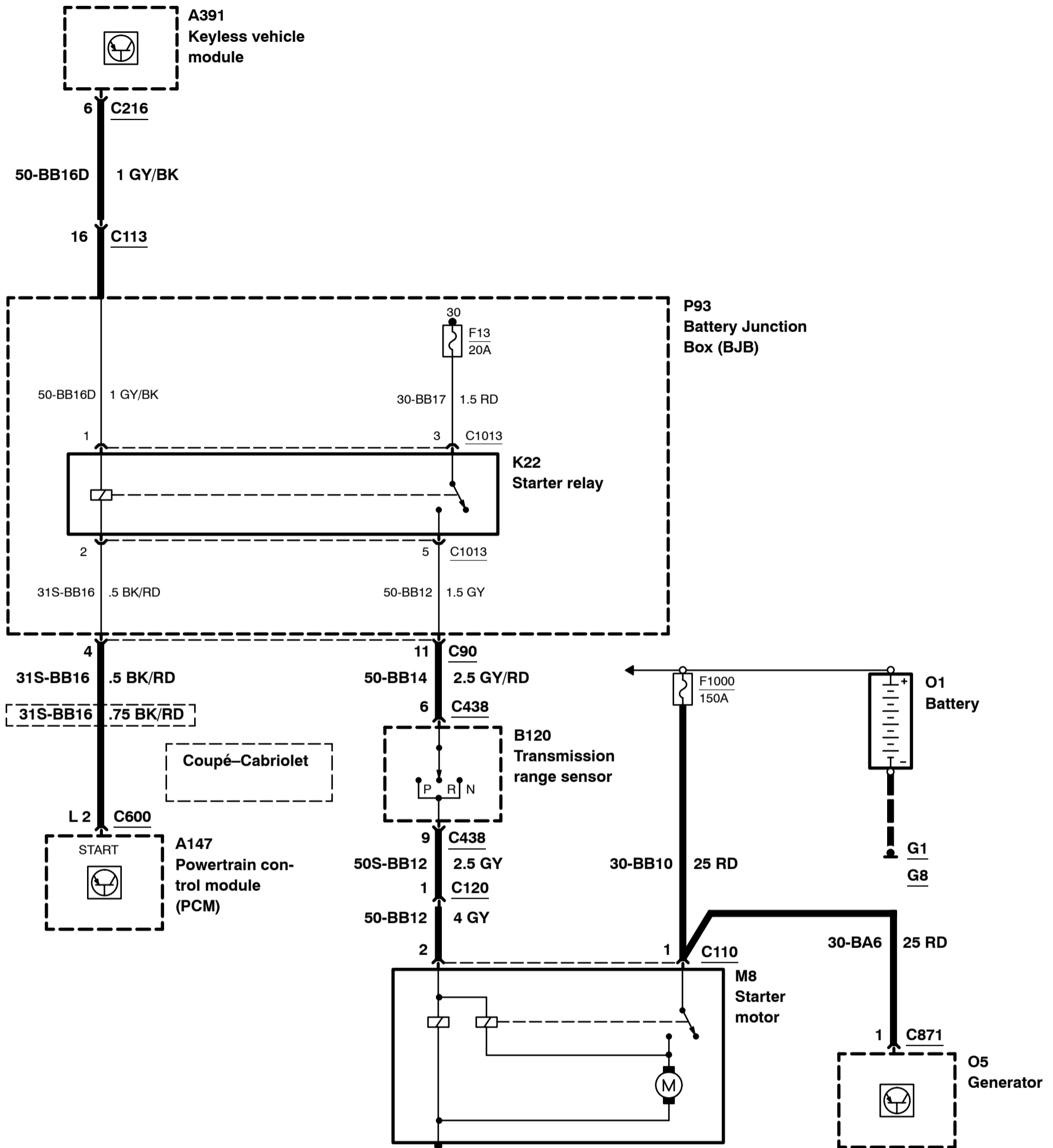
Starting System – 1.8/2.0L Duratec-HE (MI4), manual transmission, with keyless go

2008
303-06C-00-9
2008.75
Focus

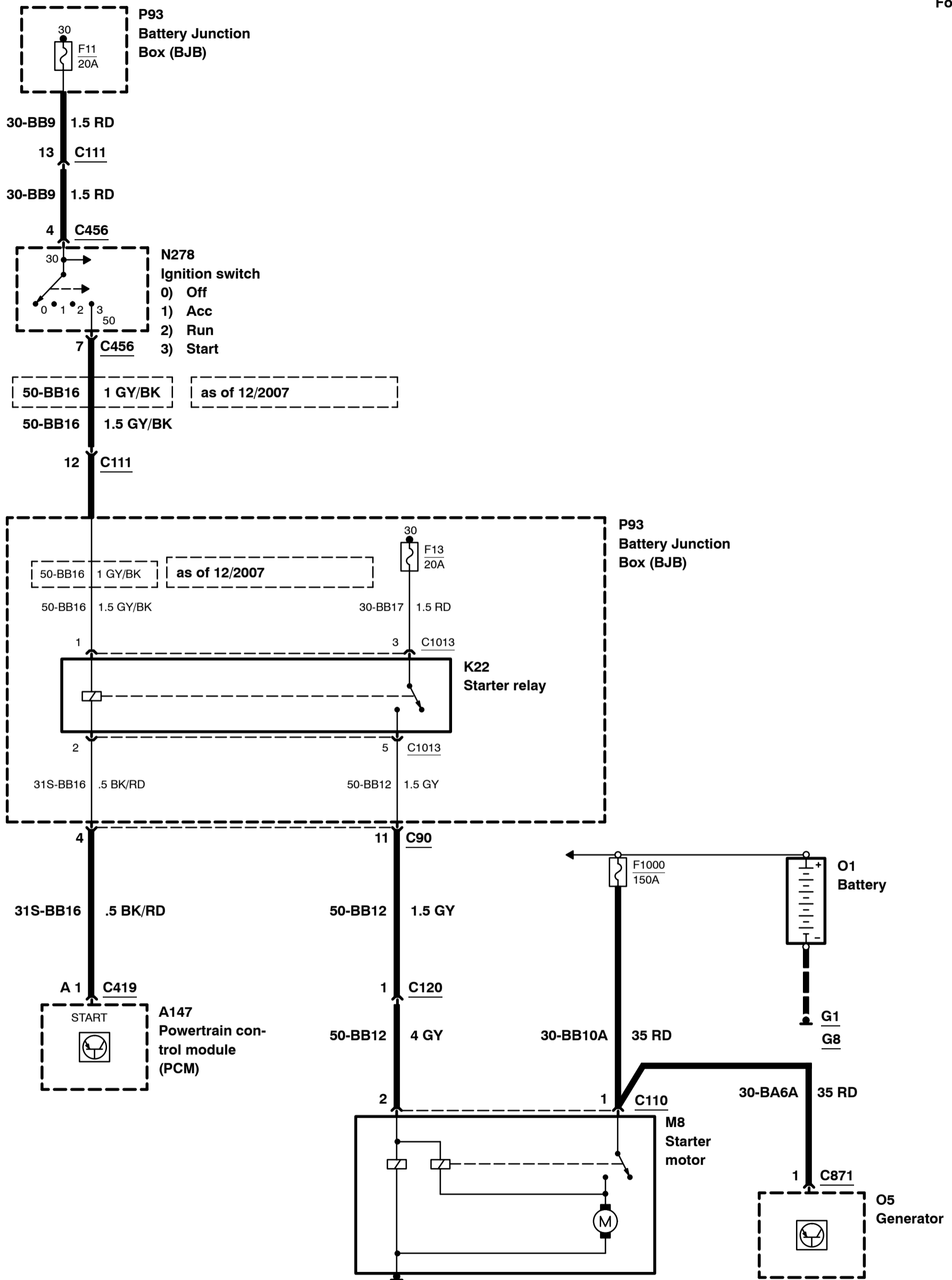


Starting System – 1.8/2.0L Duratec-HE (MI4), automatic transmission, with keyless go

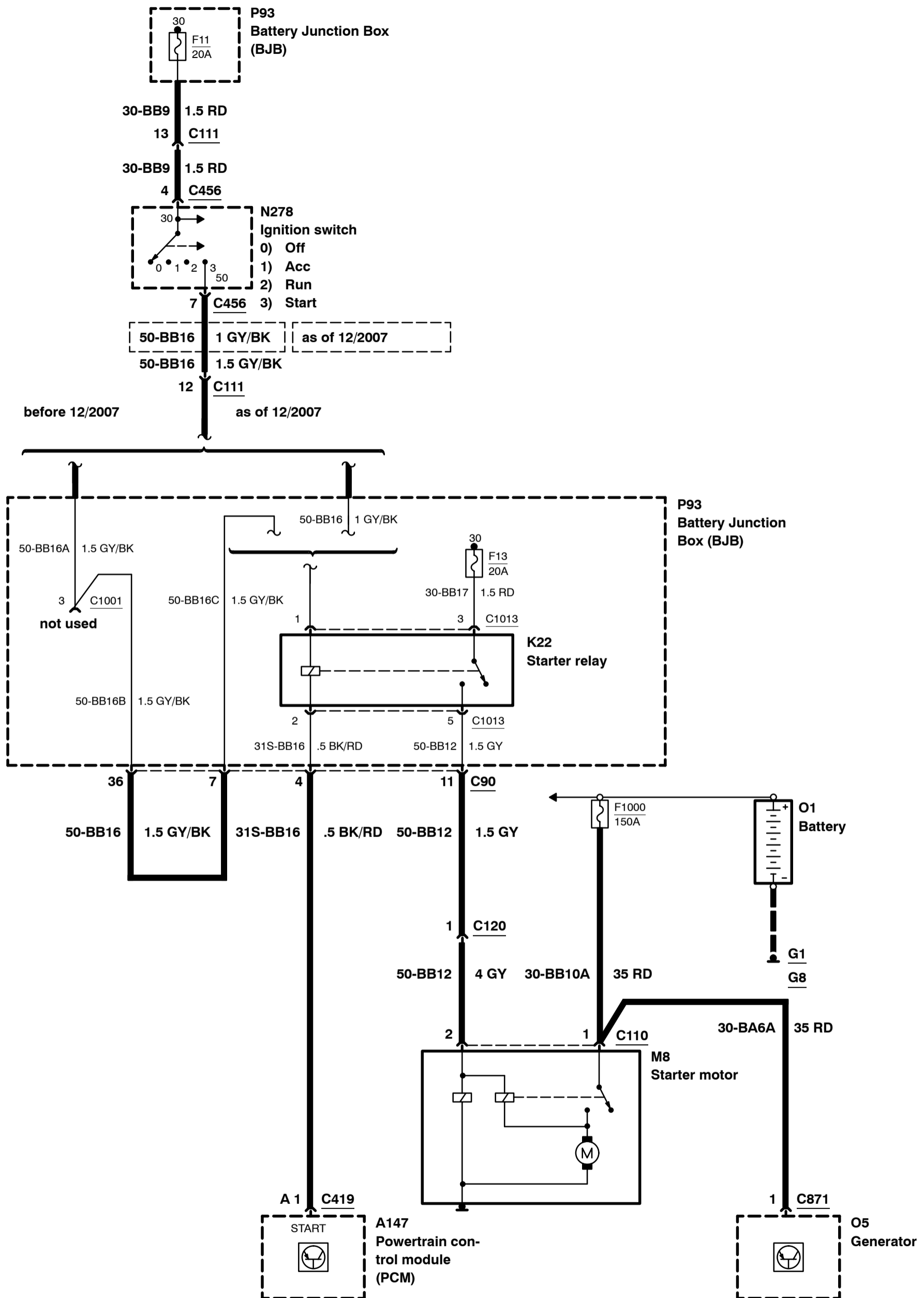
2008
303-06C-00-10
2008.75
Focus



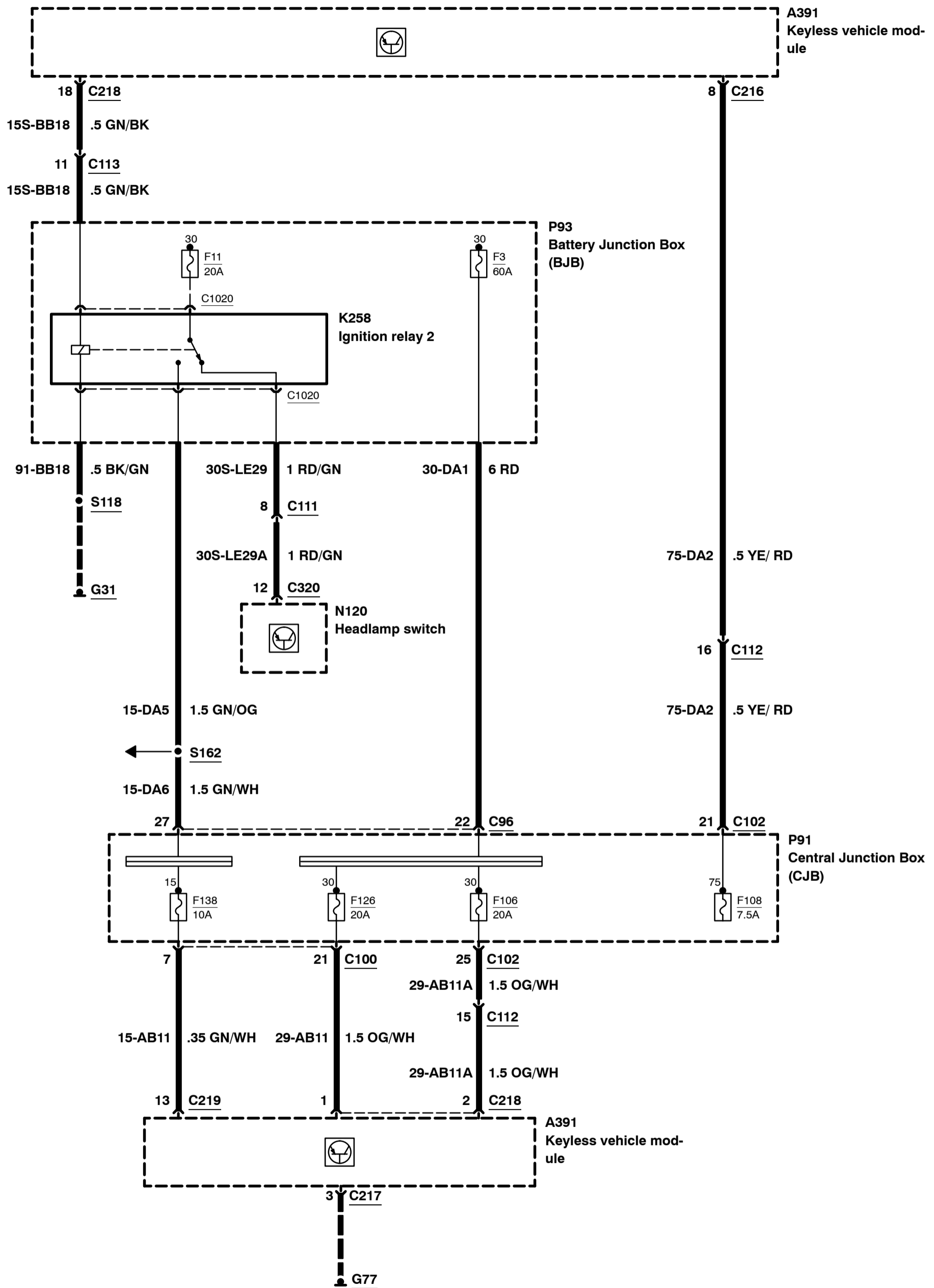
Starting System – 1.6L Duratorq–TDCi (DV) Diesel, lower option content, without keyless go



Starting System – 1.6L Duratorq–TDCi (DV) Diesel, higher option content, without keyless go

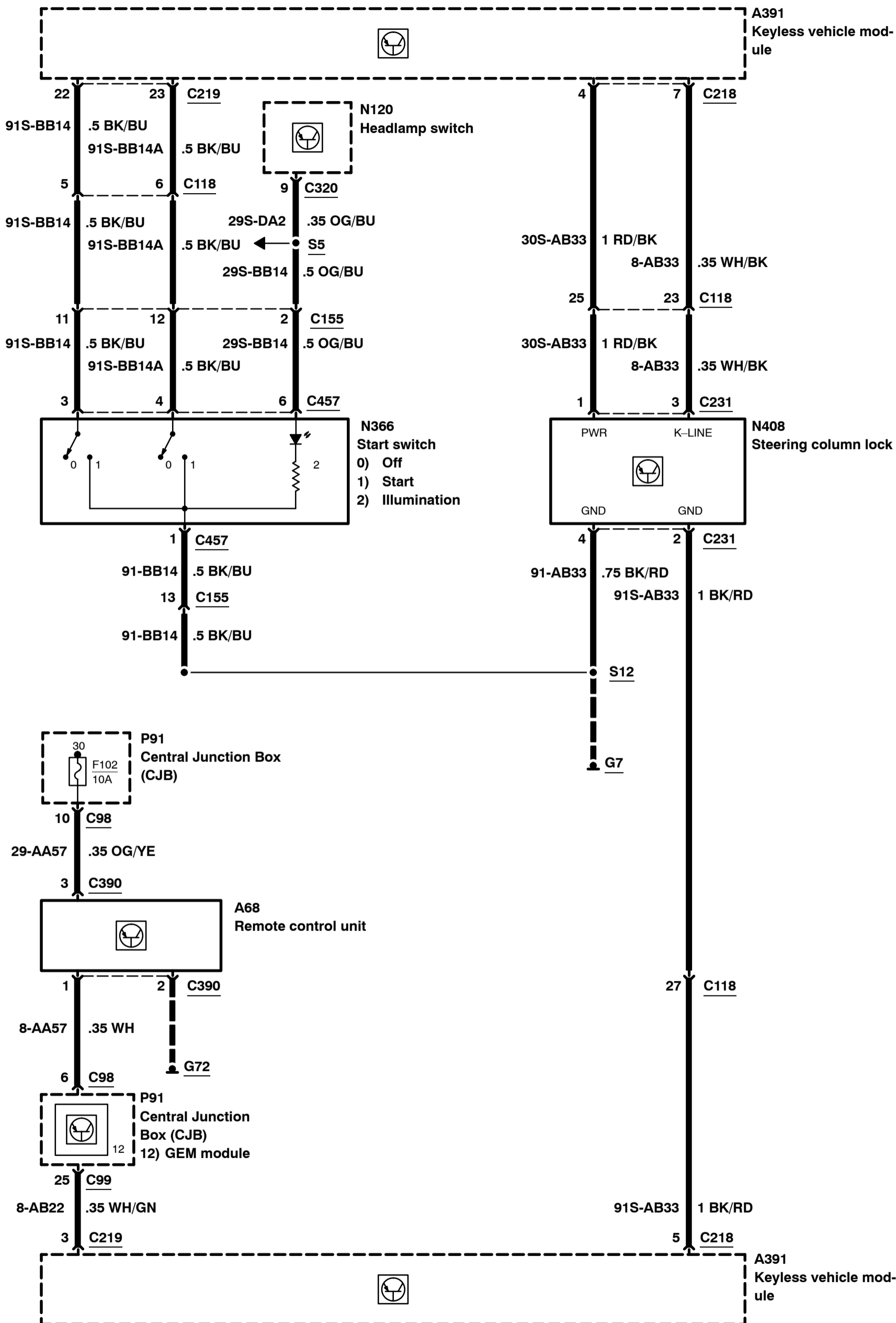


Starting System – 1.6L Duratorq–TDCi (DV) Diesel, with keyless go



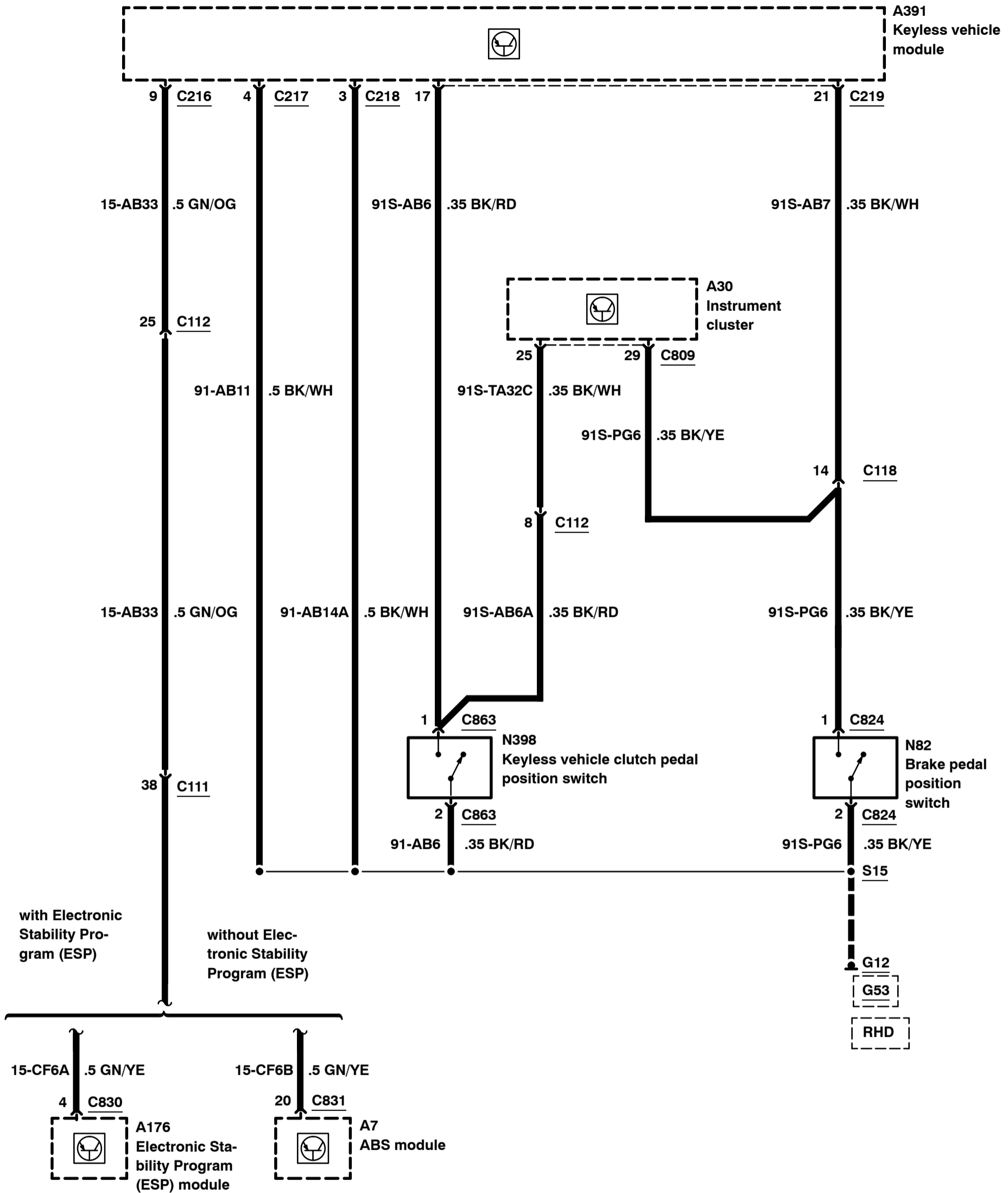
Starting System – 1.6L Duratorq–TDCi (DV) Diesel, with keyless go

2008
303-06D-00-4
2008.75
Focus



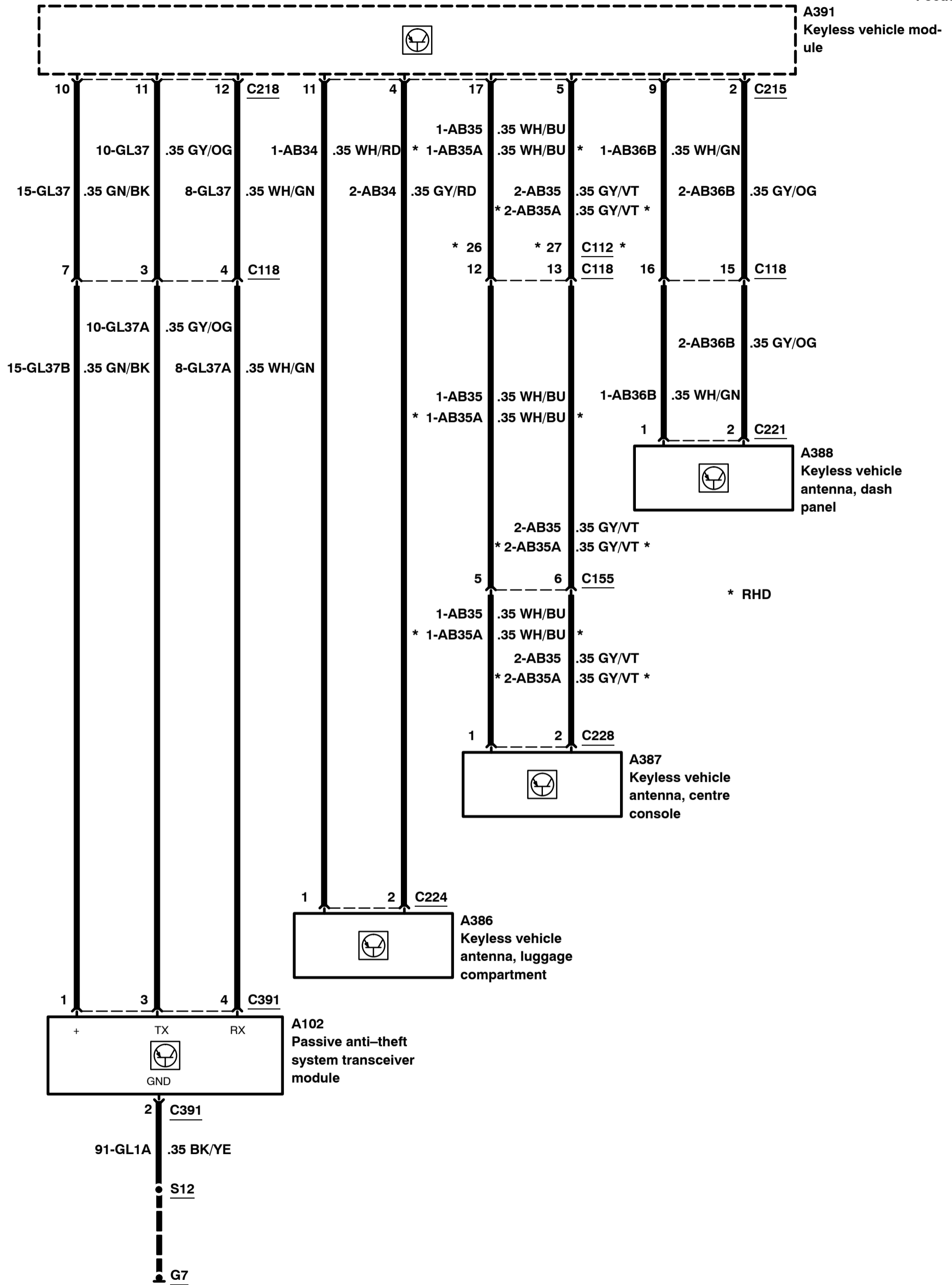
Starting System – 1.6L Duratorq–TDCi (DV) Diesel, with keyless go

2008
303-06D-00-5
2008.75
Focus



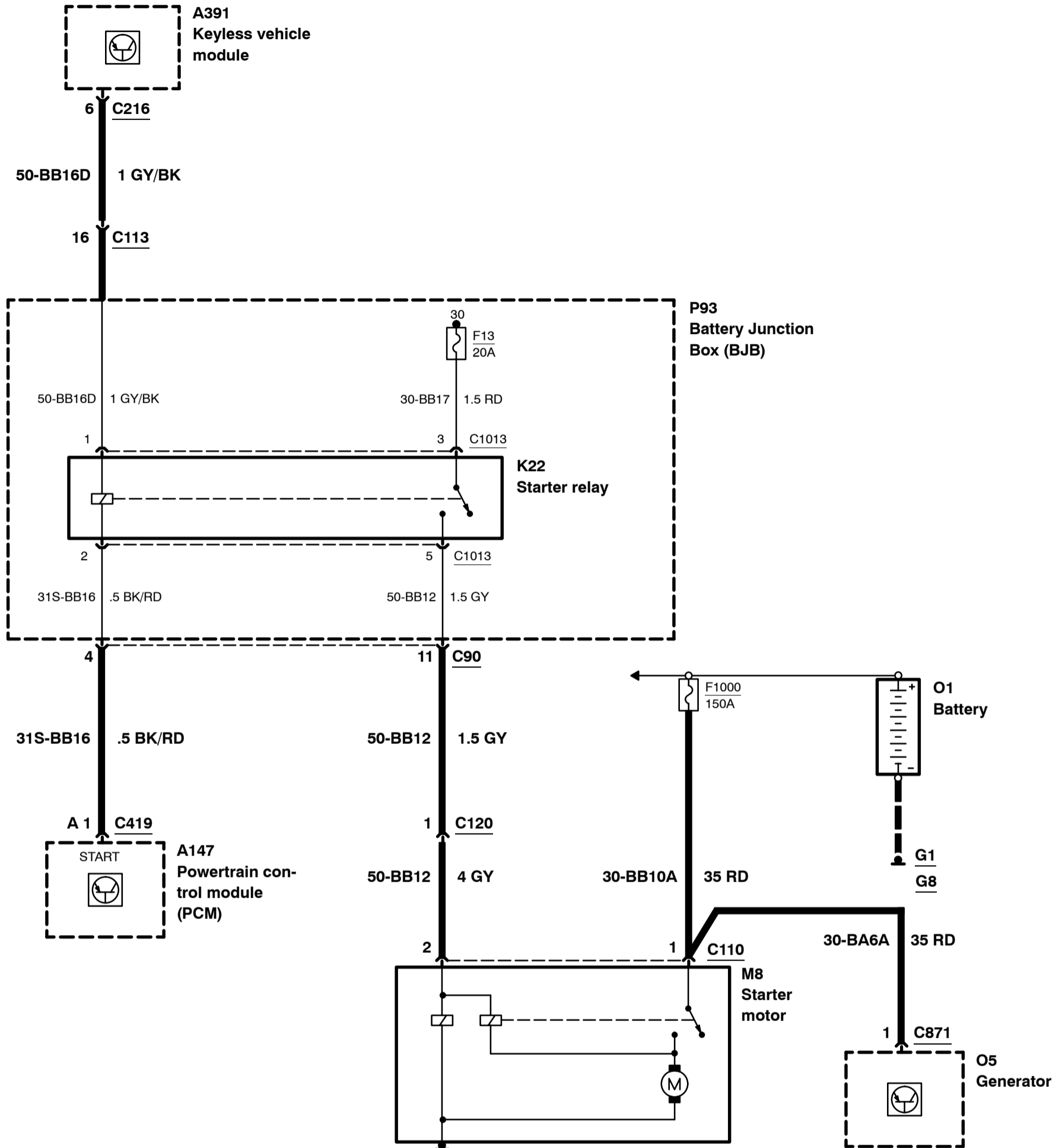
Starting System – 1.8/2.0L Duratec-HE (MI4), with keyless go

2008
303-06D-00-6
2008.75
Focus



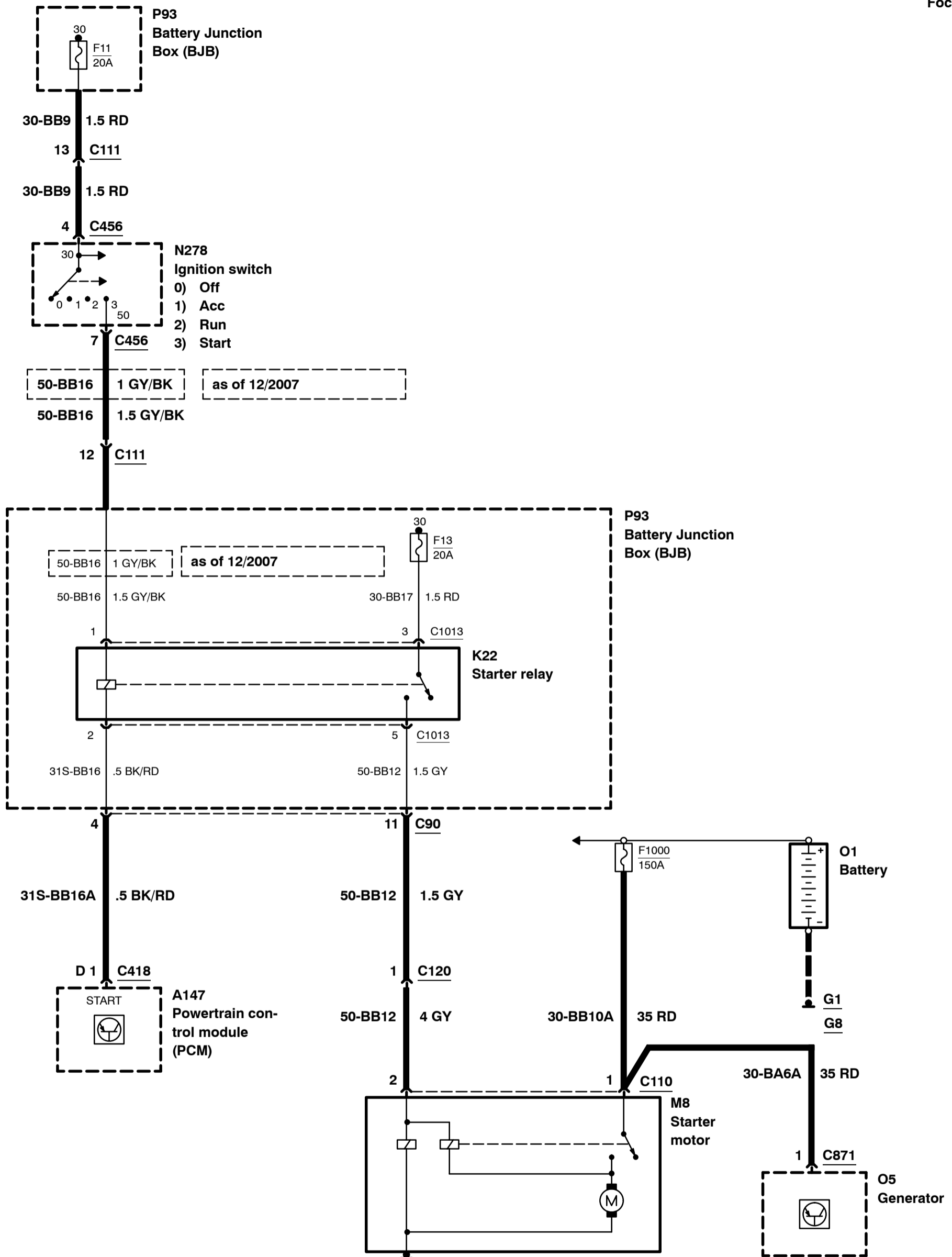
Starting System – 1.6L Duratorq–TDCi (DV) Diesel, with keyless go

2008
303-06D-00-7
2008.75
Focus



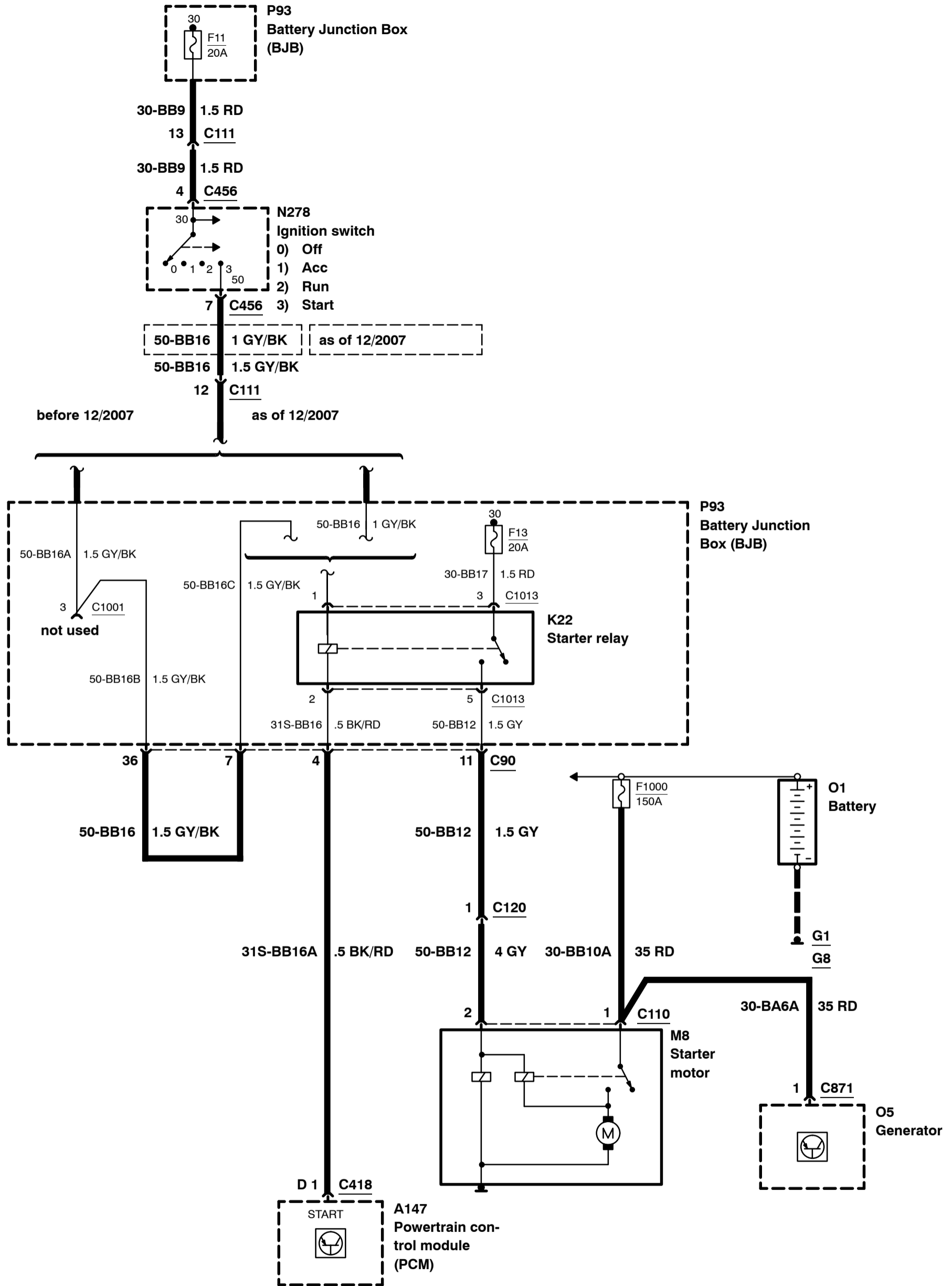
Starting System – 2.0L Duratorq–TDCi (DW) Diesel, lower option content, without keyless go

2008
303-06E-00-1
2008.75
Focus



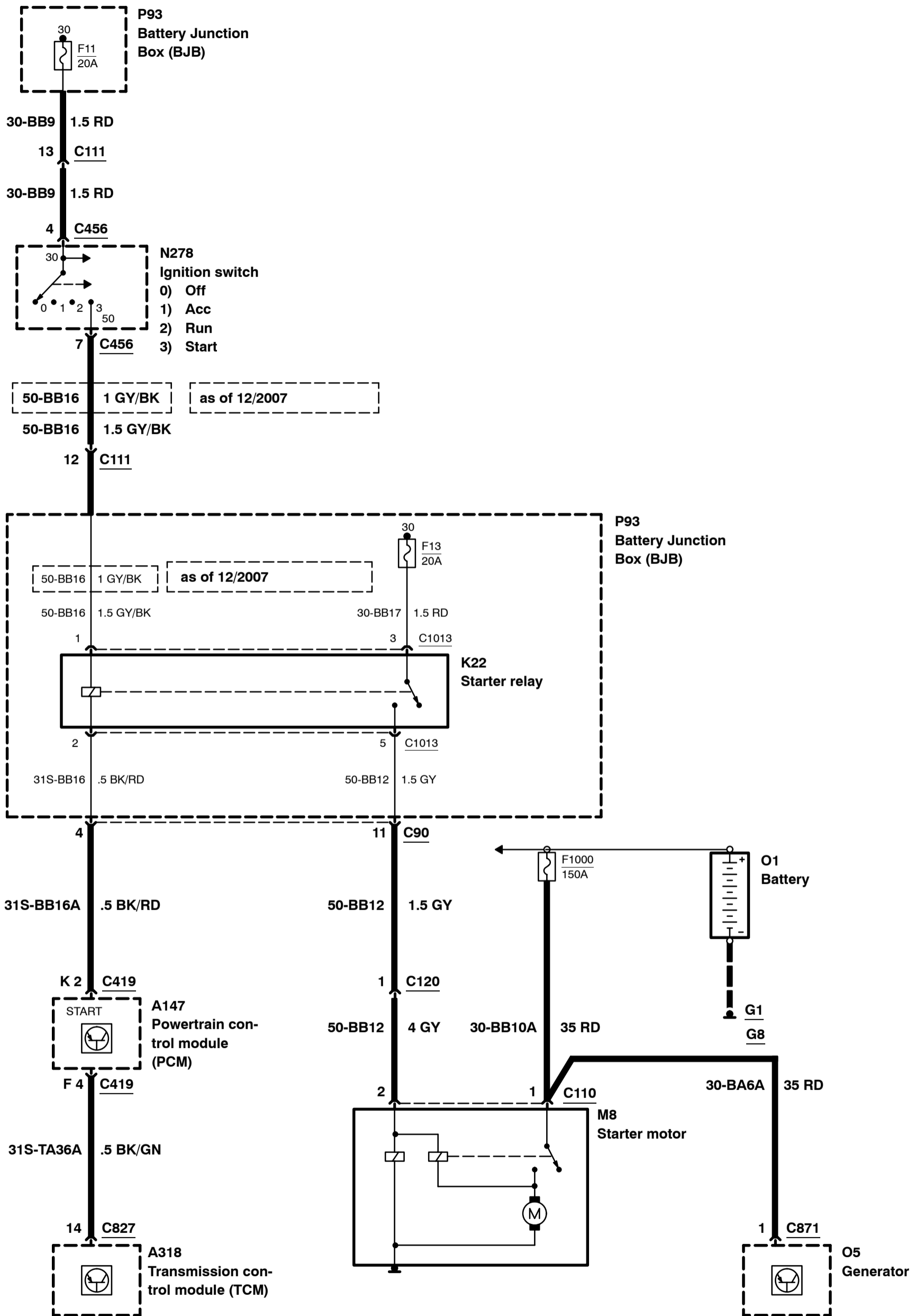
Starting System – 2.0L Duratorq–TDCi (DW) Diesel, higher option content, without keyless go

2008
303-06E-00-2
2008.75
Focus



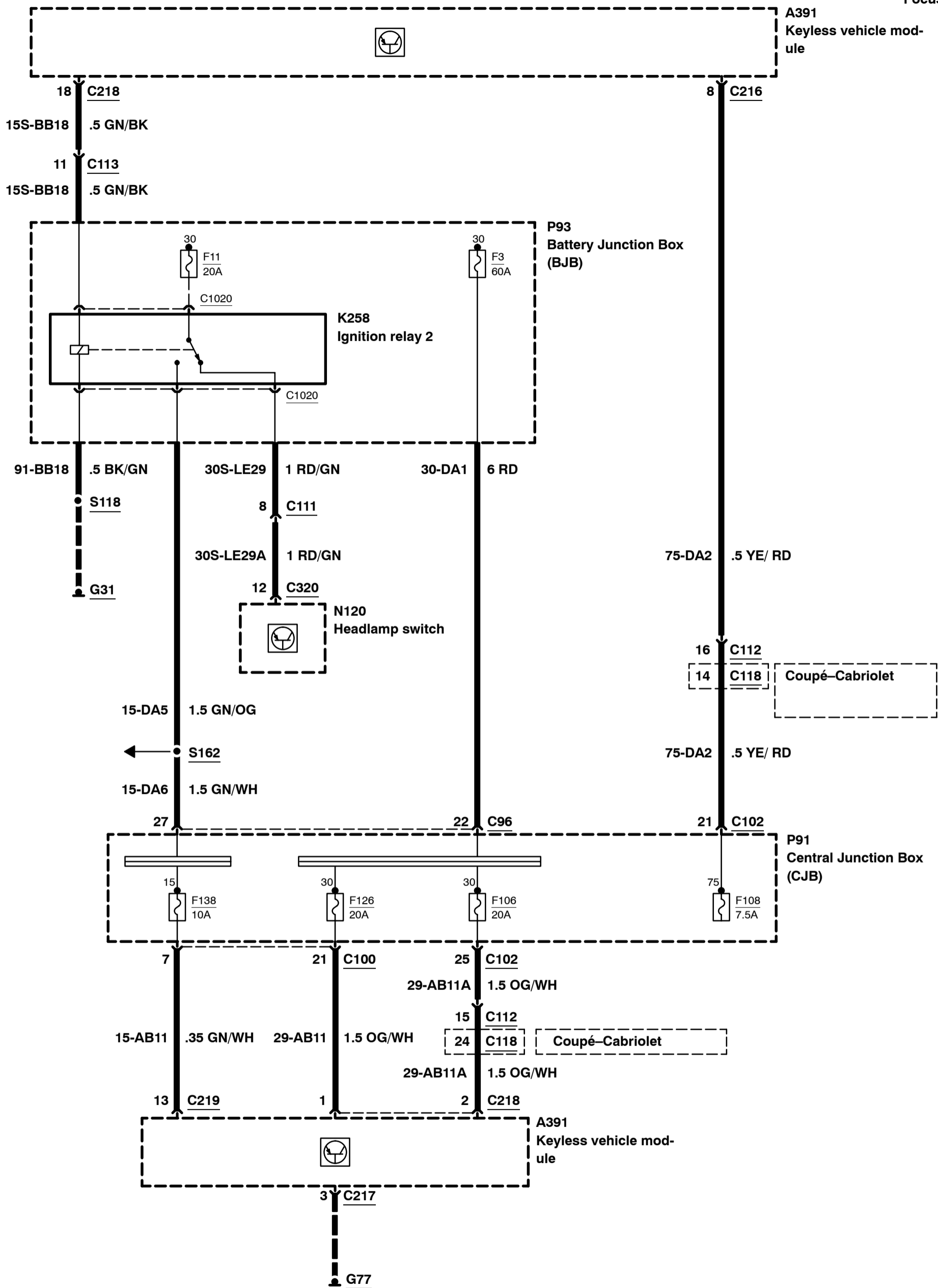
Starting System – 2.0L Duratorq–TDCi (DW) Diesel, manual transmission (MPS6), without keyless go

2008
303-06E-00-3
2008.75
Focus



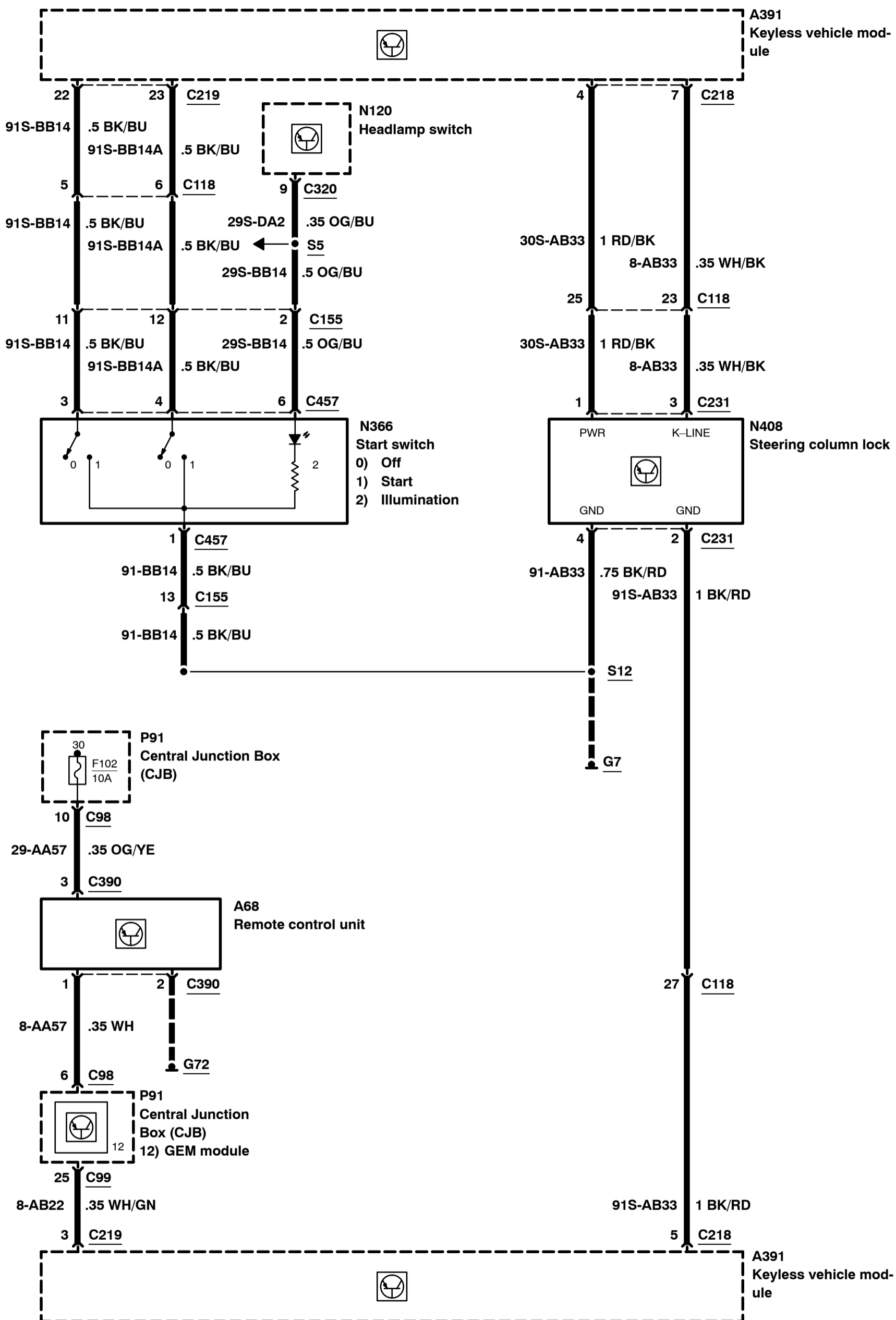
Starting System – 2.0L Duratorq–TDCi (DW) Diesel, with keyless go

2008
303-06E-00-4
2008.75
Focus



Starting System – 2.0L Duratorq–TDCi (DW) Diesel, with keyless go

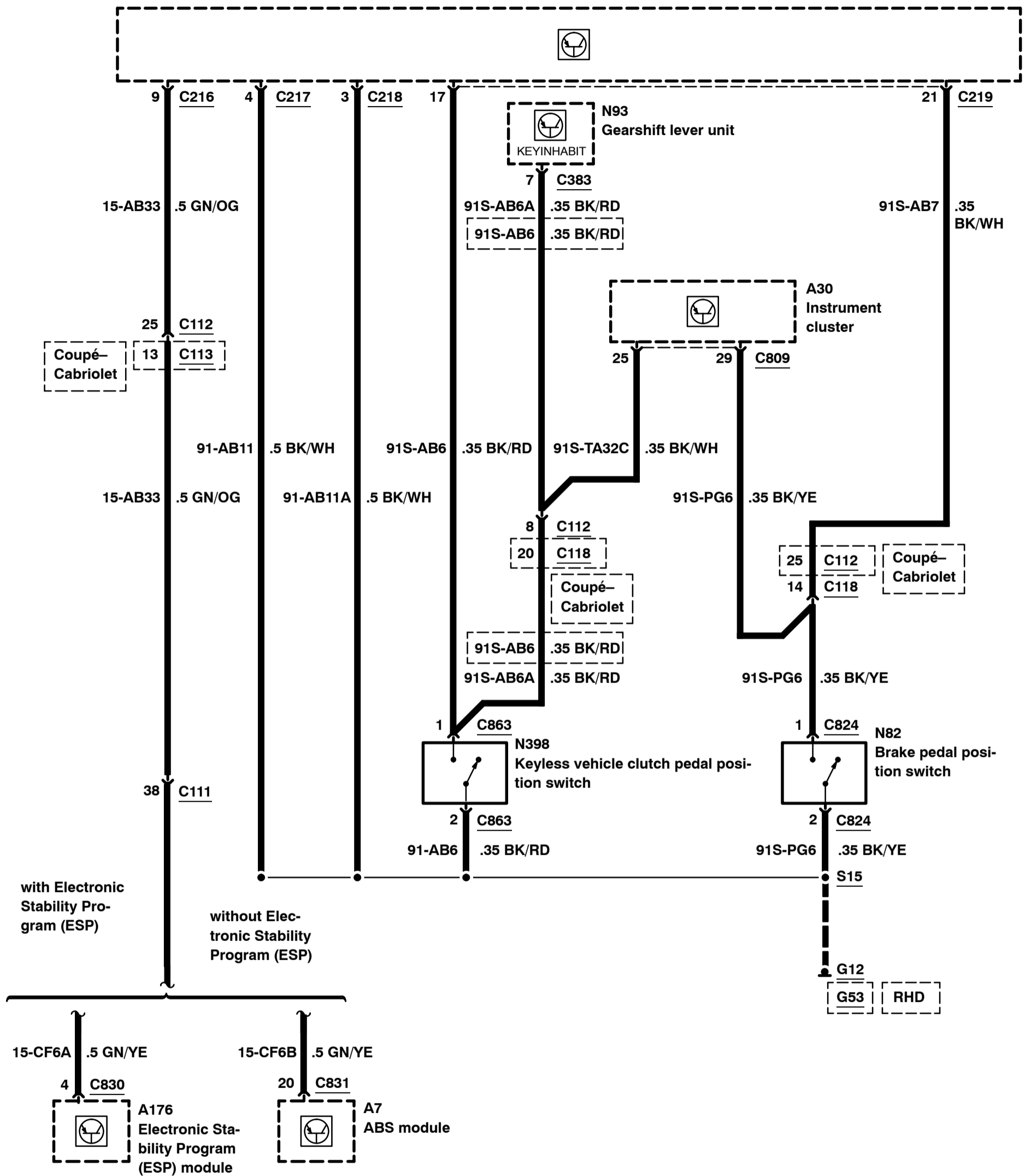
2008
303-06E-00-5
2008.75
Focus



Starting System – 2.0L Duratorq–TDCi (DW) Diesel, with keyless go

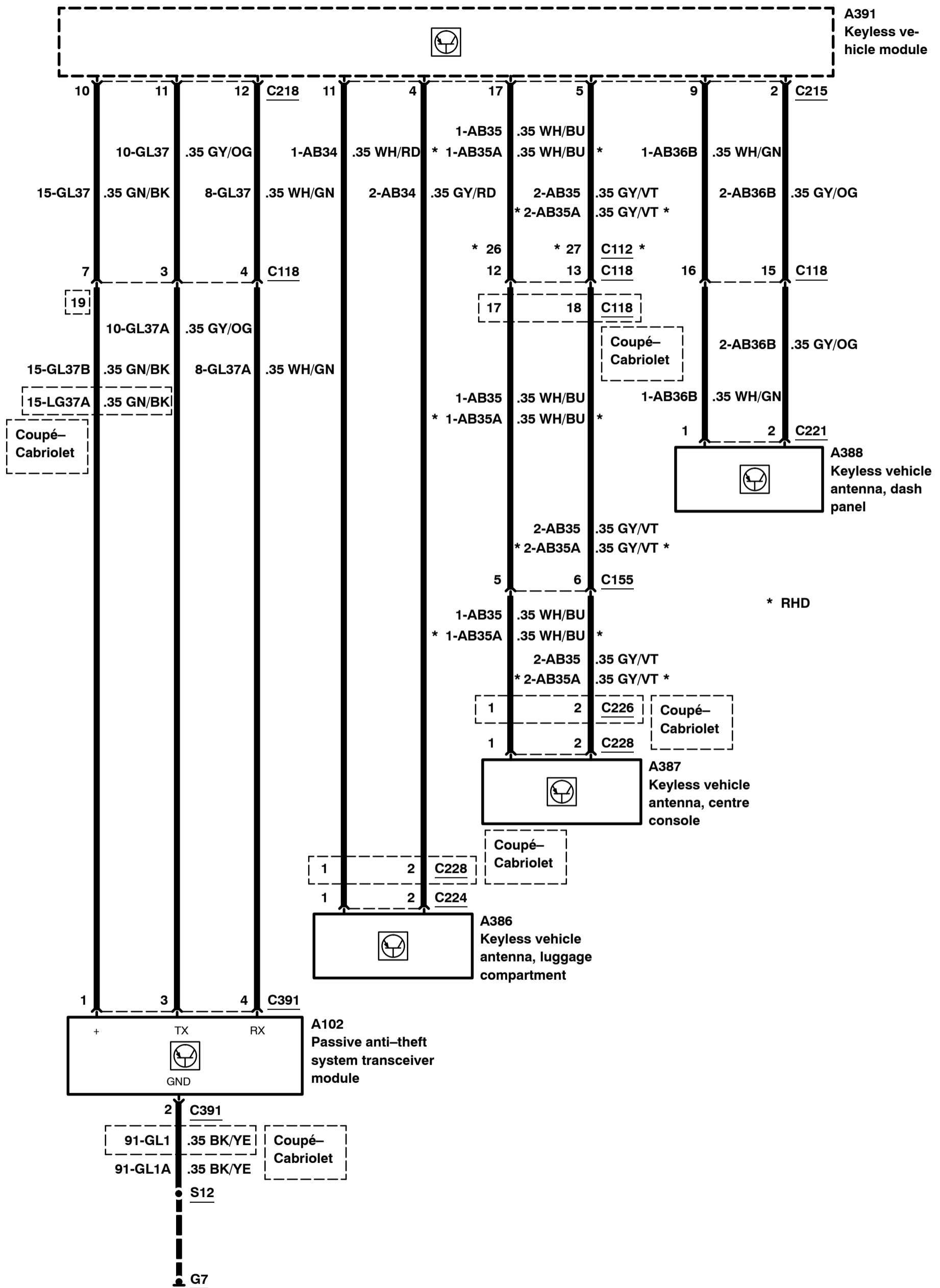
2008
303-06E-00-6
2008.75
Focus

A391
Keyless vehicle
module

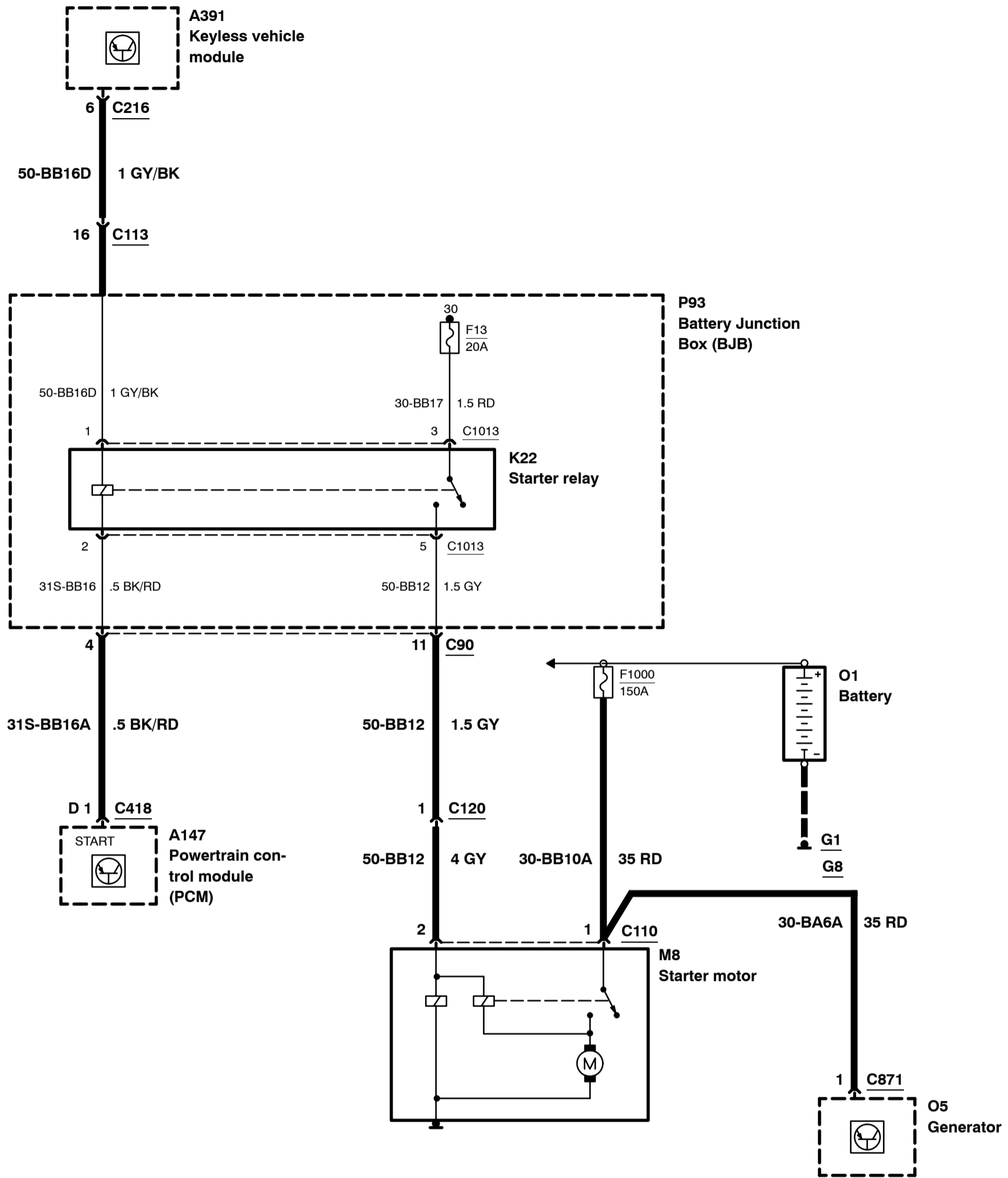


Starting System – 2.0L Duratorq–TDCi (DW) Diesel, with keyless go

2008
303-06E-00-7
2008.75
Focus



Starting System – 2.0L Duratorq–TDCi (DW) Diesel, except manual transmission (MPS6), with keyless go



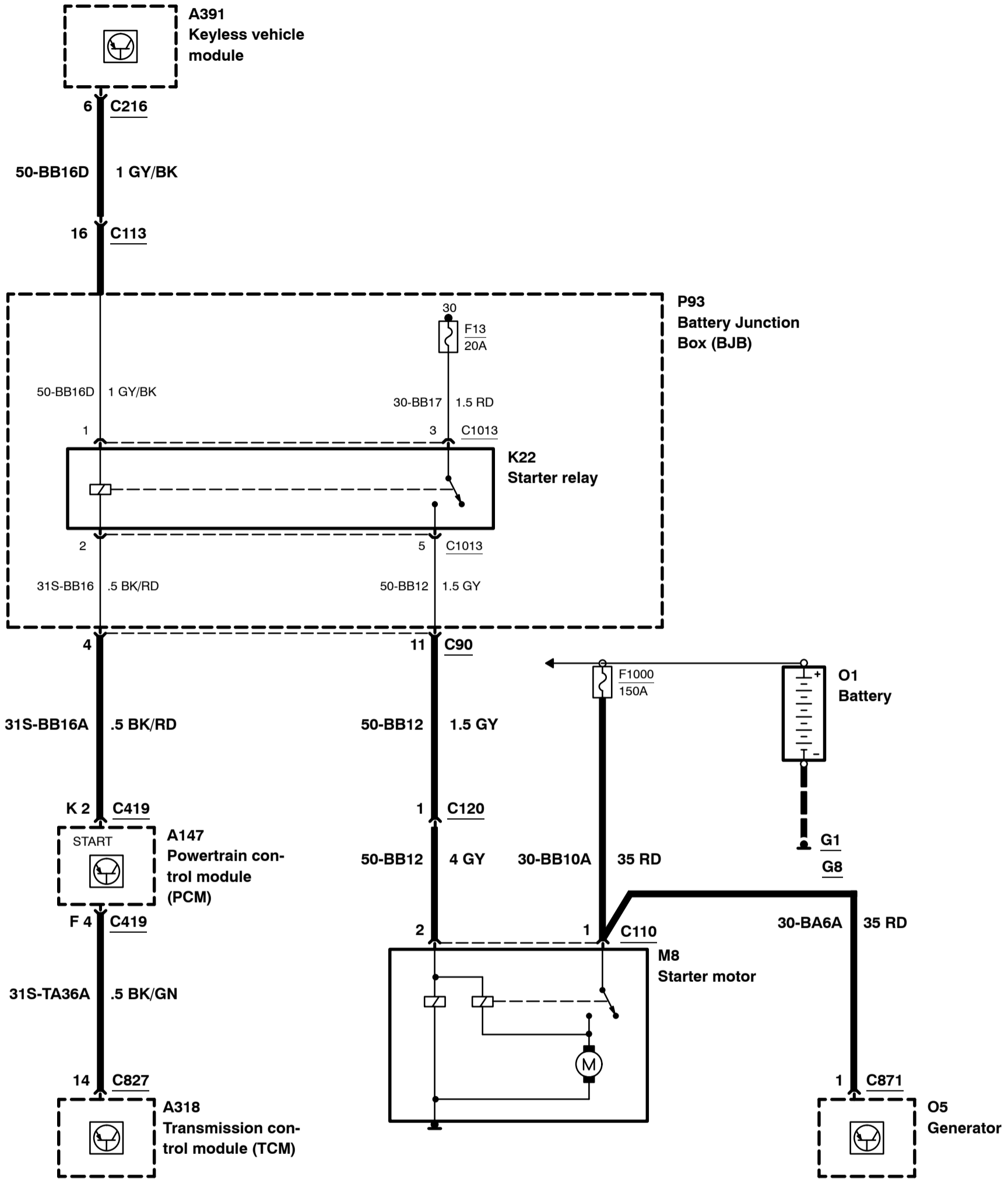
Starting System – 2.0L Duratorq–TDCi (DW) Diesel, manual transmission (MPS6), with keyless go

2008

303-06E-00-9

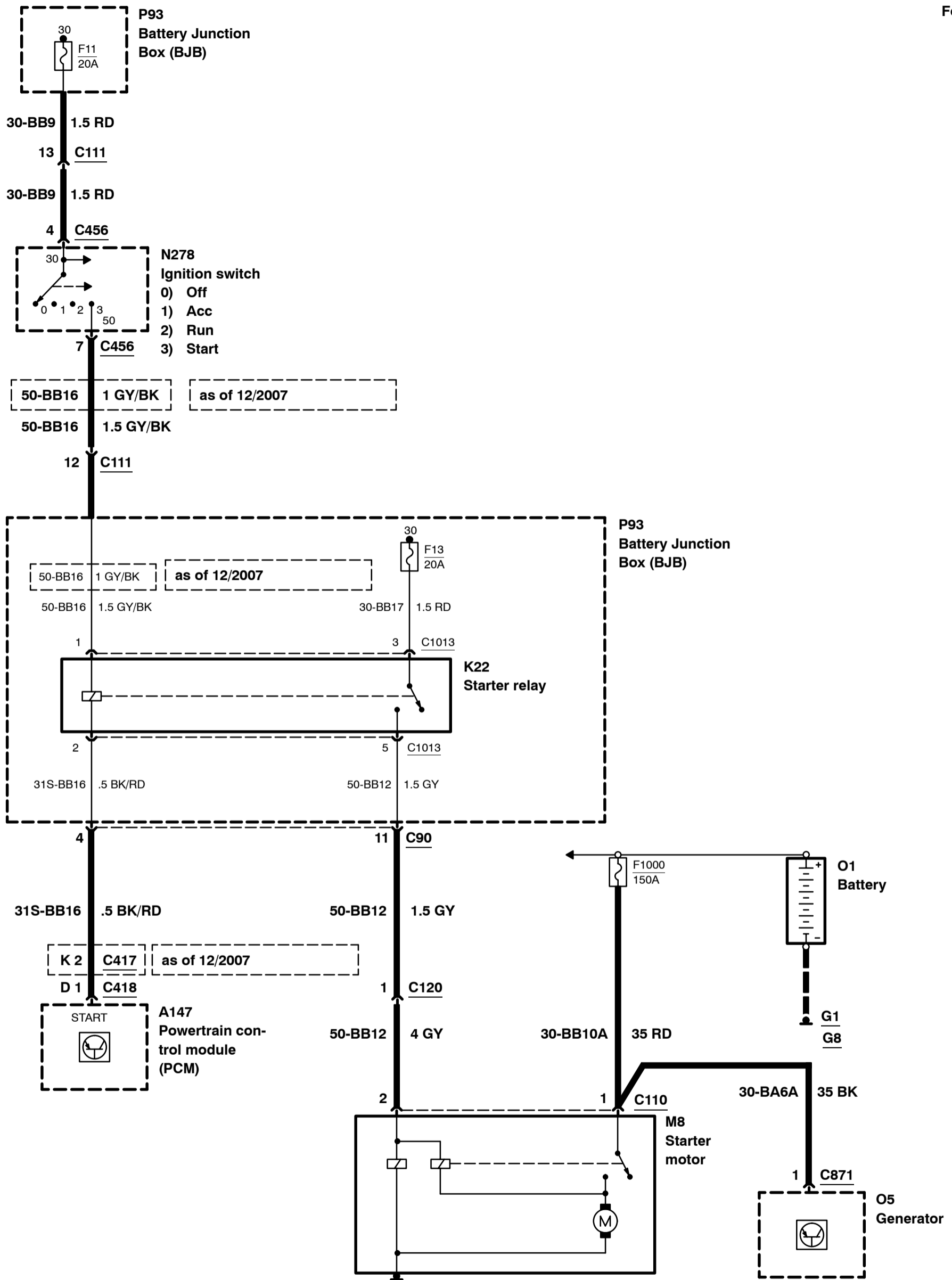
2008.75

Focus



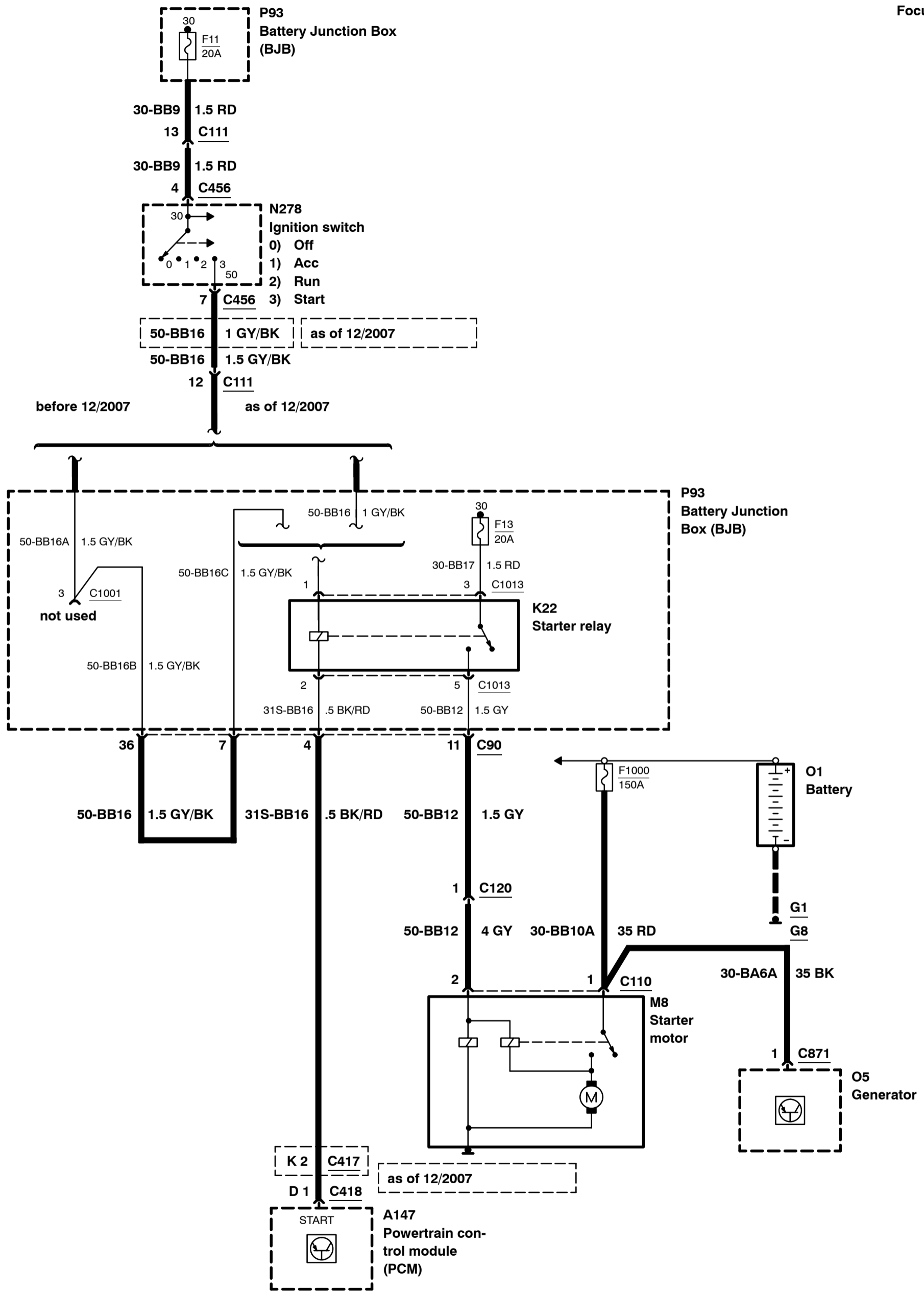
Starting System – 1.8L Duratorq–TDCi (Kent) Diesel, lower option content, without keyless go

2008
303-06F-00-1
2008.75
Focus



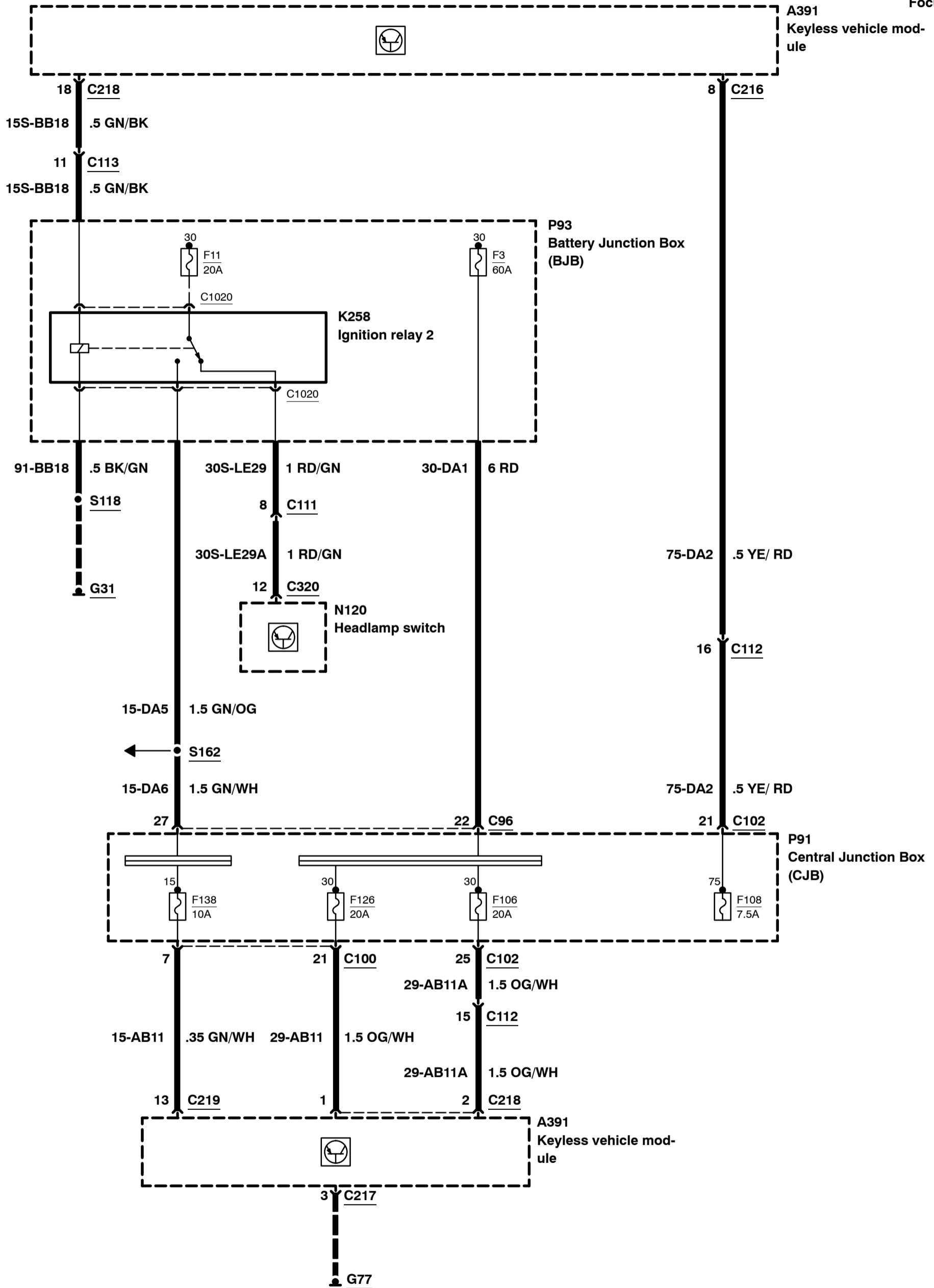
Starting System – 1.8L Duratorq–TDCi (Kent) Diesel, higher option content, without keyless go

2008
303-06F-00-2
2008.75
Focus



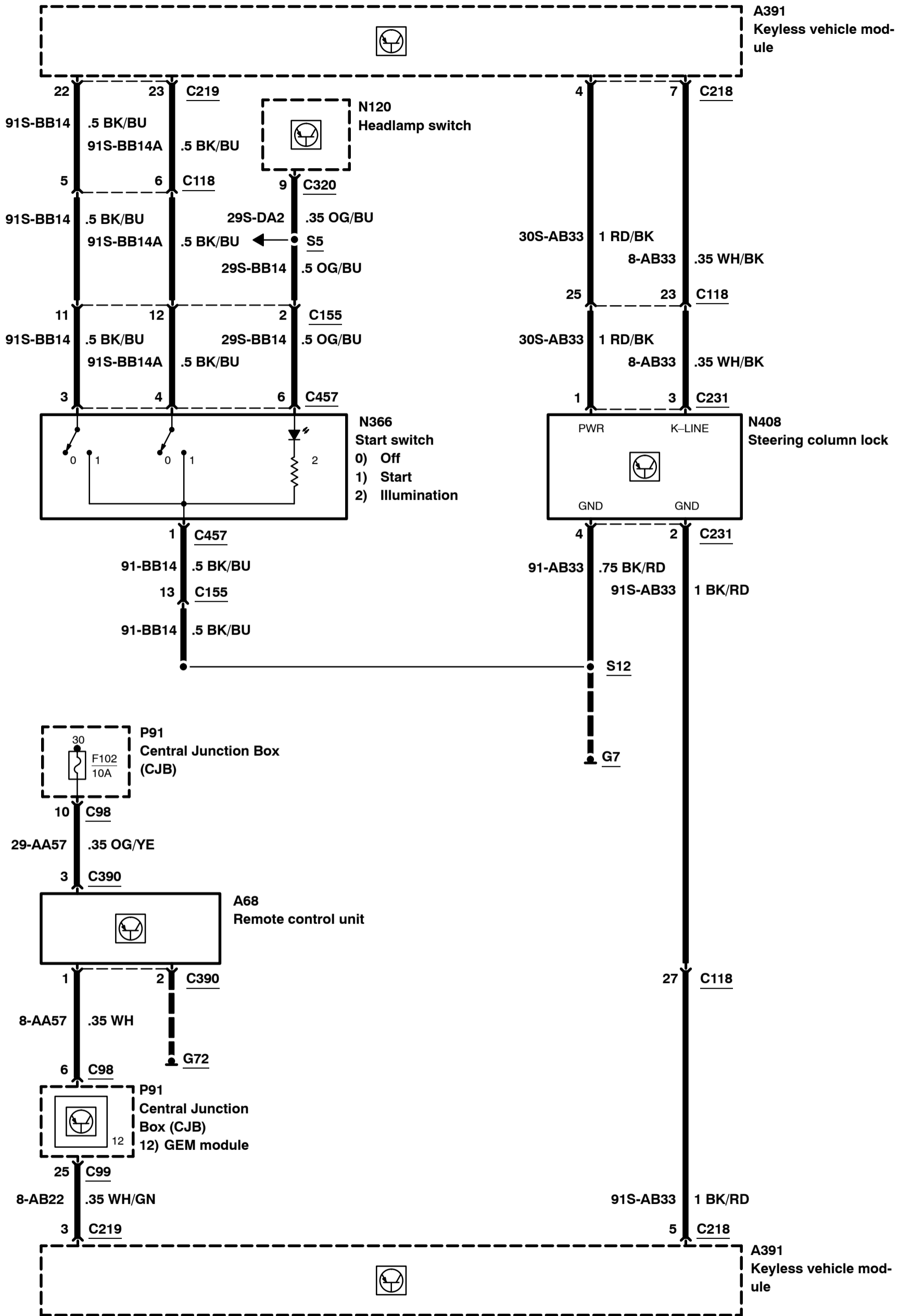
Starting System – 1.8L Duratorq–TDCi (Kent) Diesel, with keyless go

2008
303-06F-00-3
2008.75
Focus



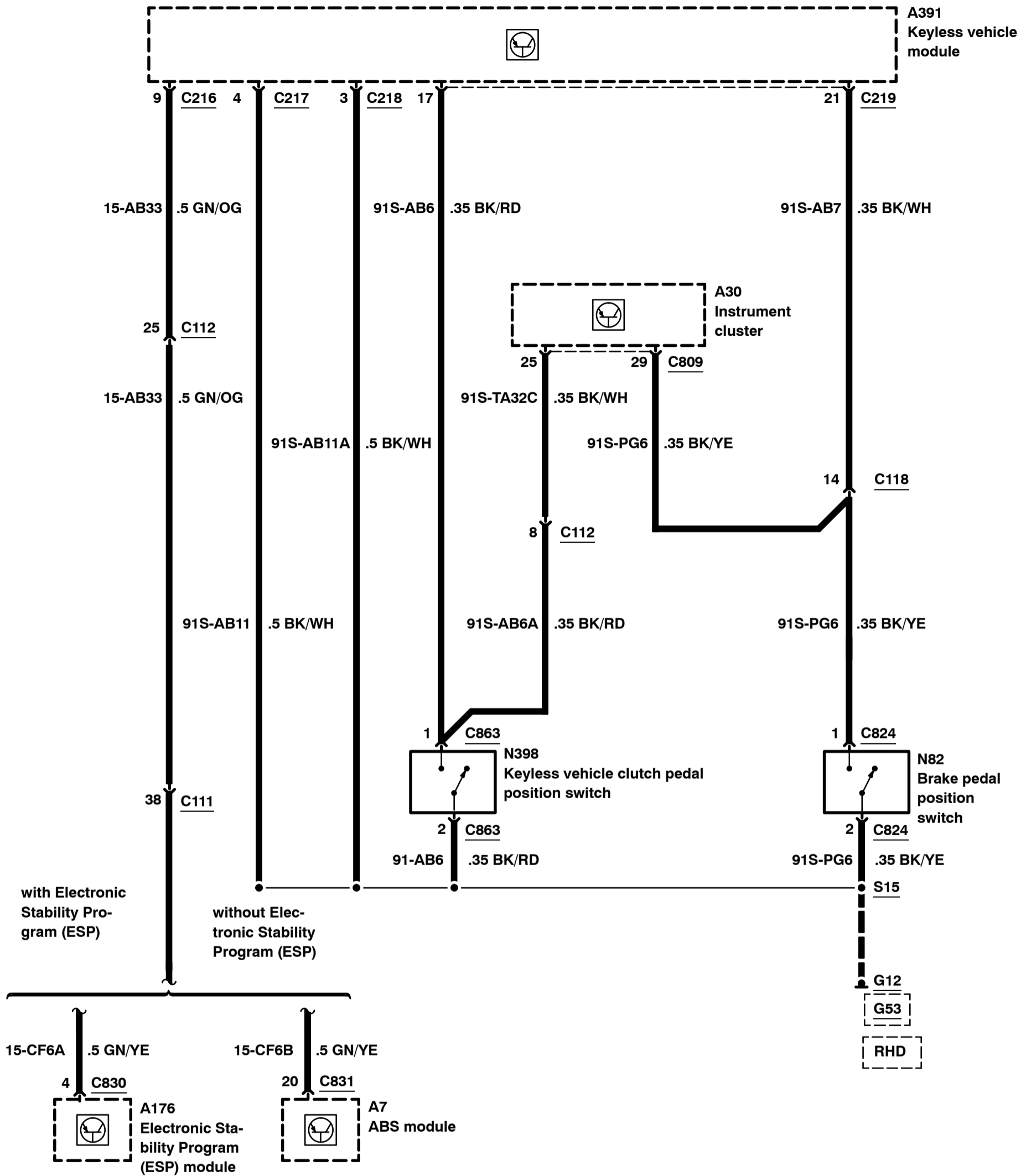
Starting System – 1.8L Duratorq–TDCi (Kent) Diesel, with keyless go

2008
303-06F-00-4
2008.75
Focus



Starting System – 1.8L Duratorq–TDCi (Kent) Diesel, with keyless go

2008
303-06F-00-5
2008.75
Focus

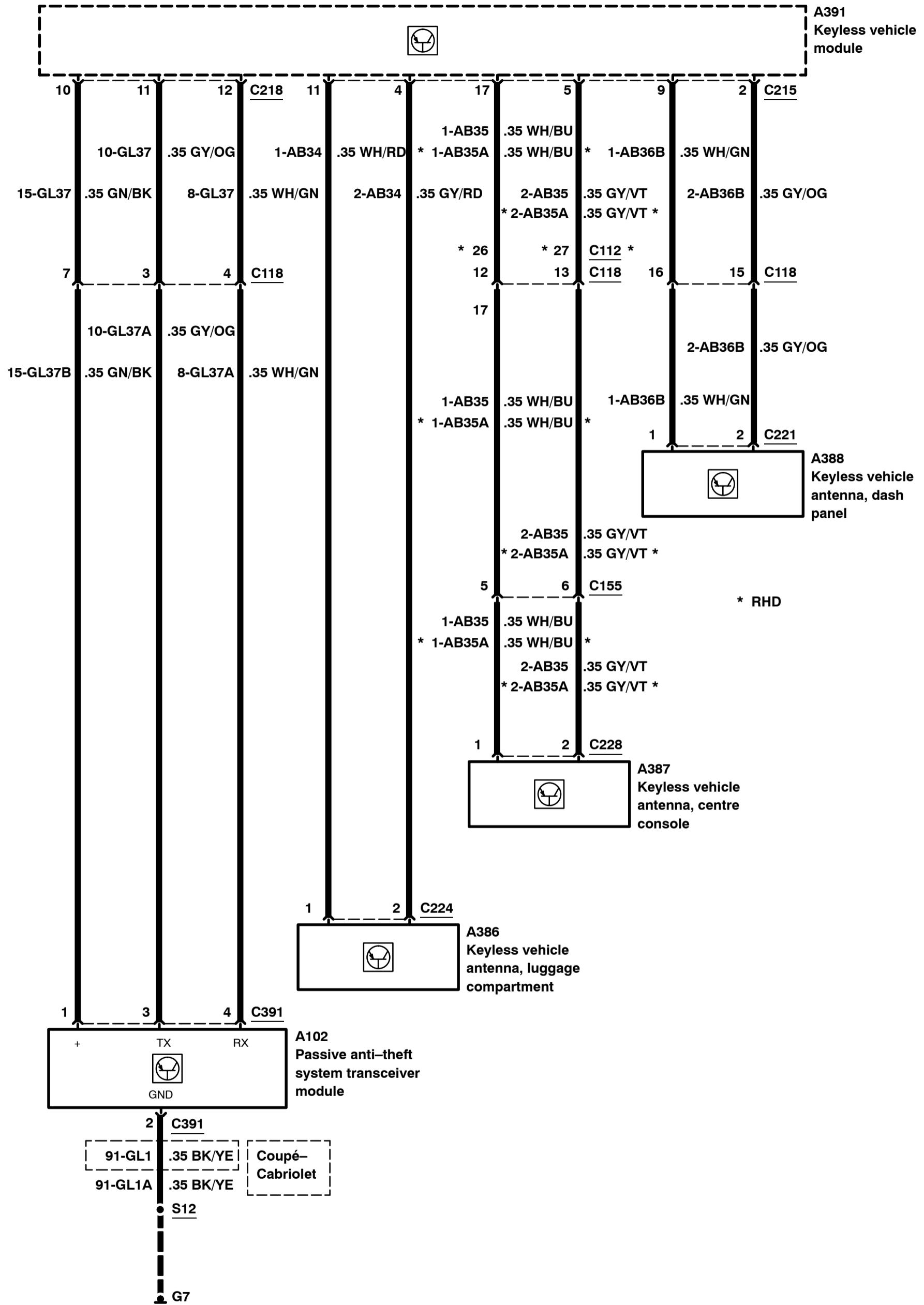


Starting System – 1.8L Duratorq–TDCi (Kent) Diesel, with keyless go

2008

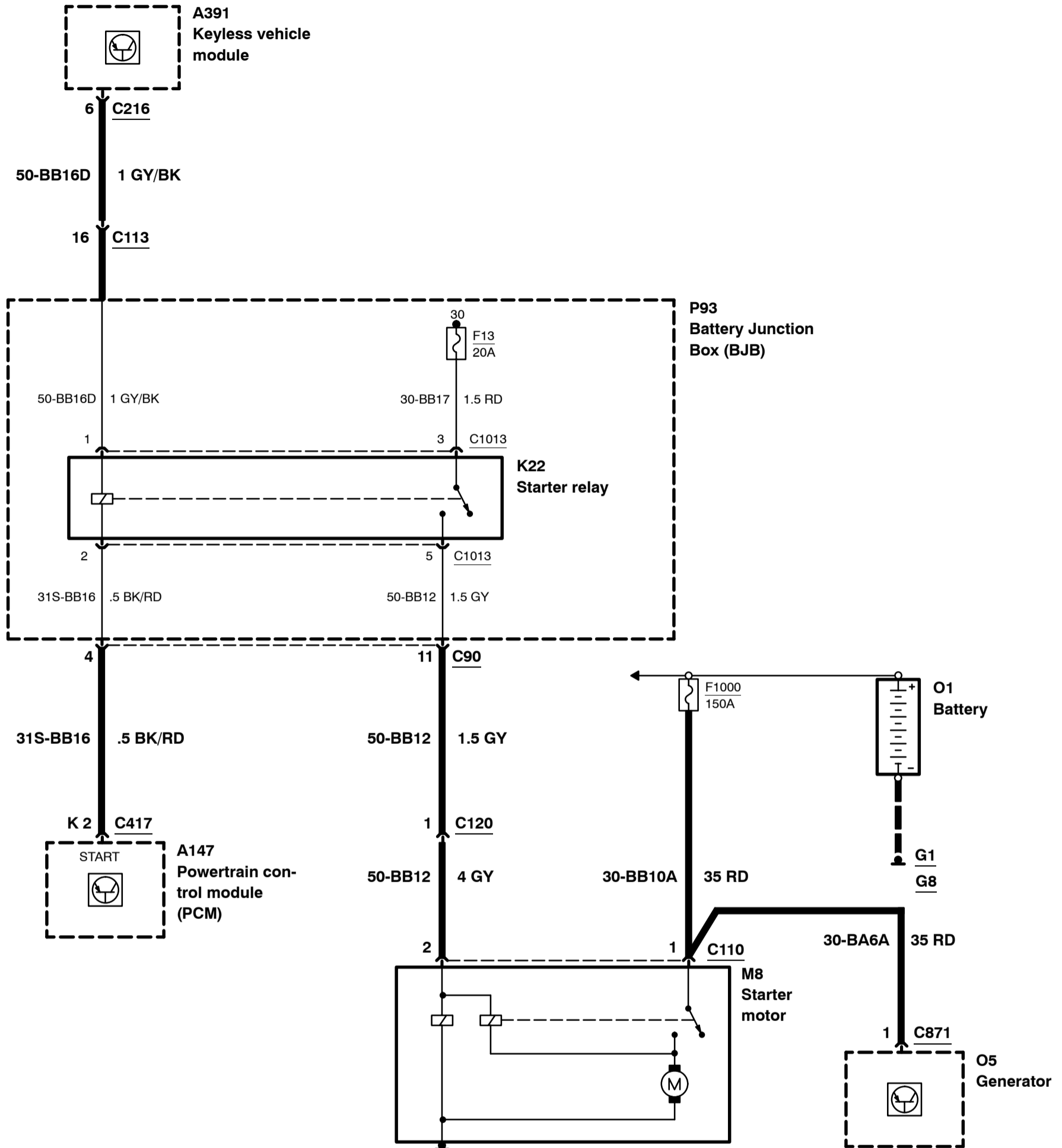
303-06F-00-6
2008.75

Focus



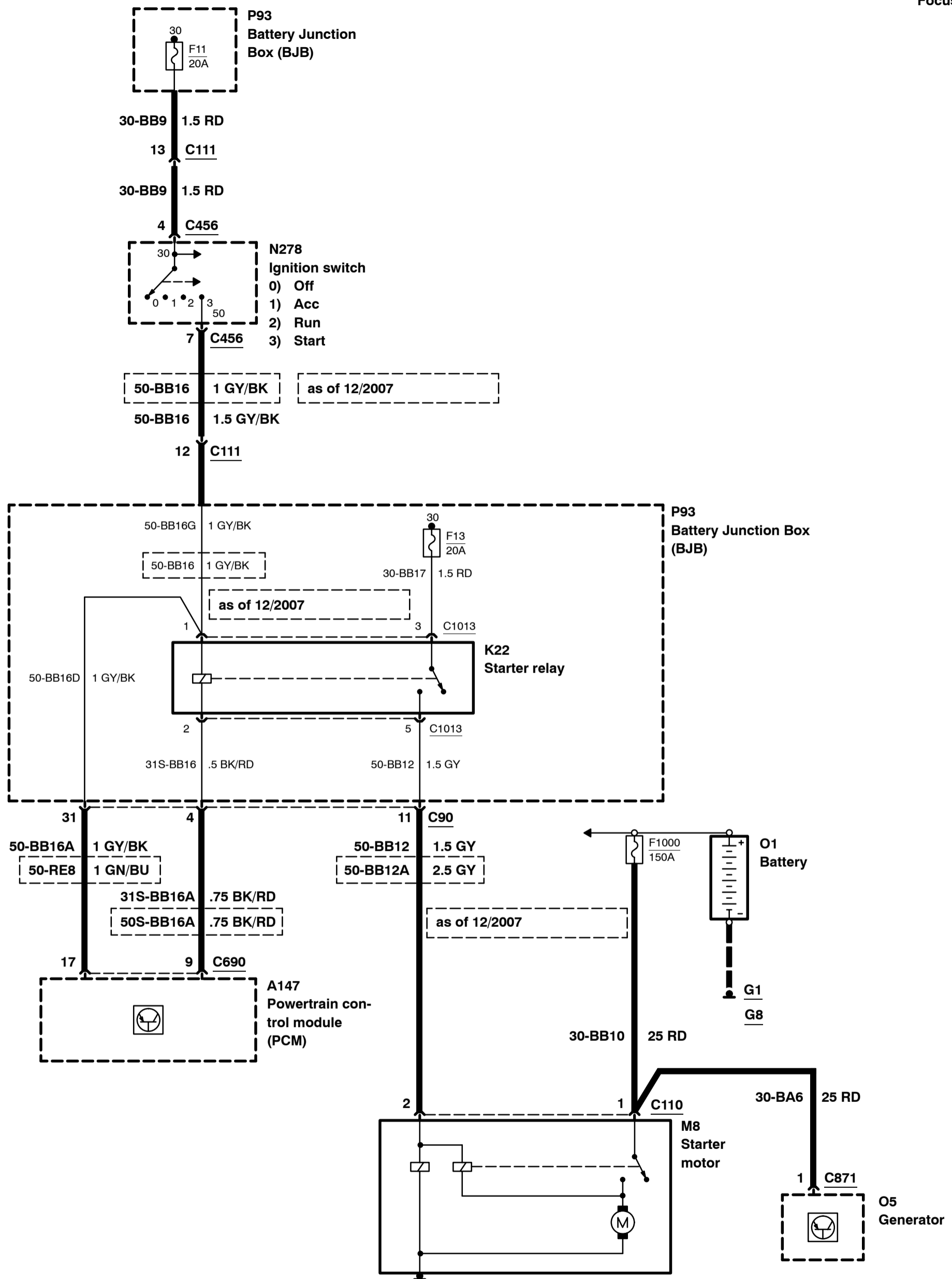
Starting System – 1.8L Duratorq–TDCi (Kent) Diesel, lower option content, with keyless go

2008
303-06F-00-7
2008.75
Focus



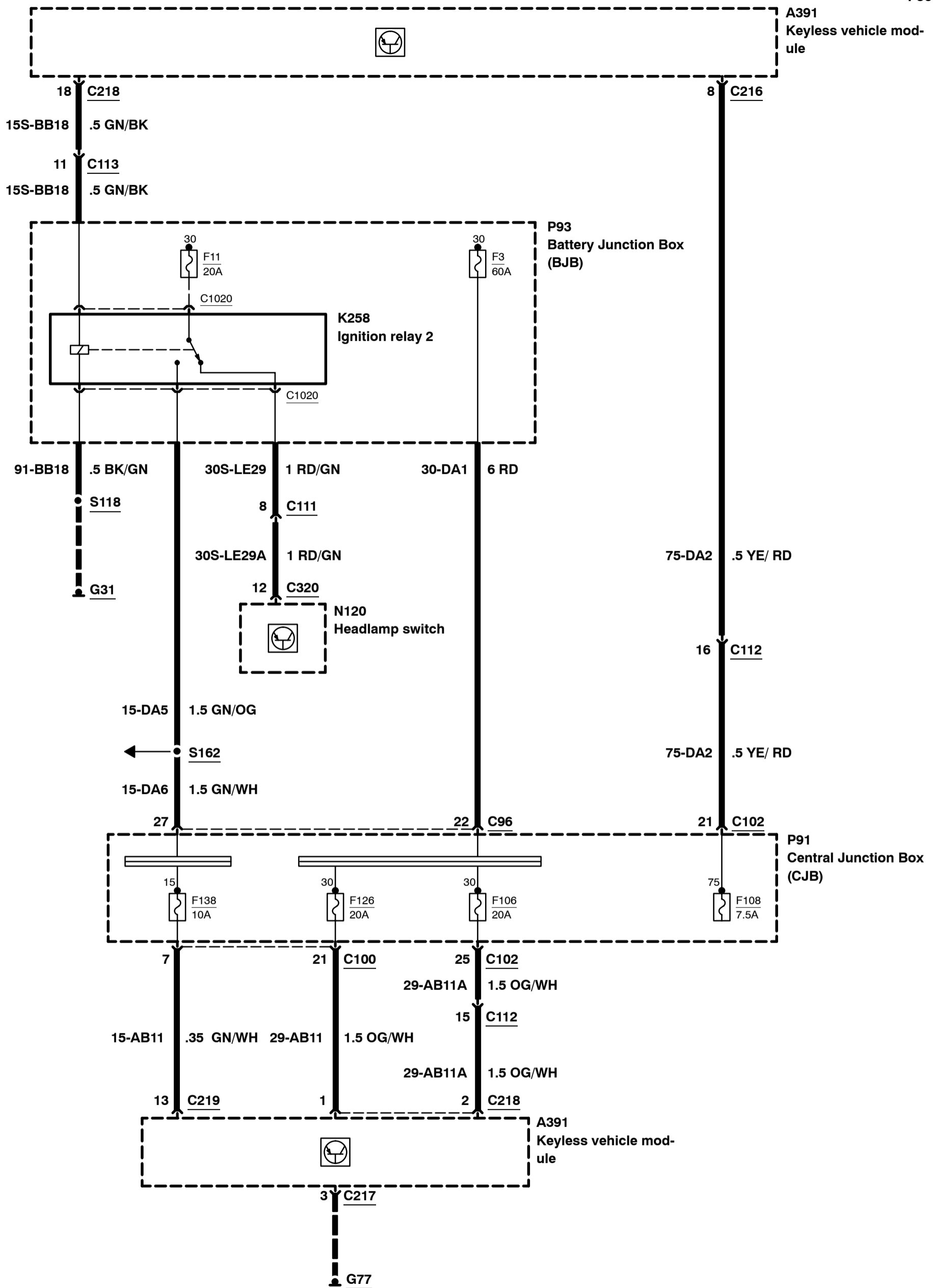
Starting System – 2.5L Duratec–ST (VI5)

2008
303-06G-00-1
2008.75
Focus



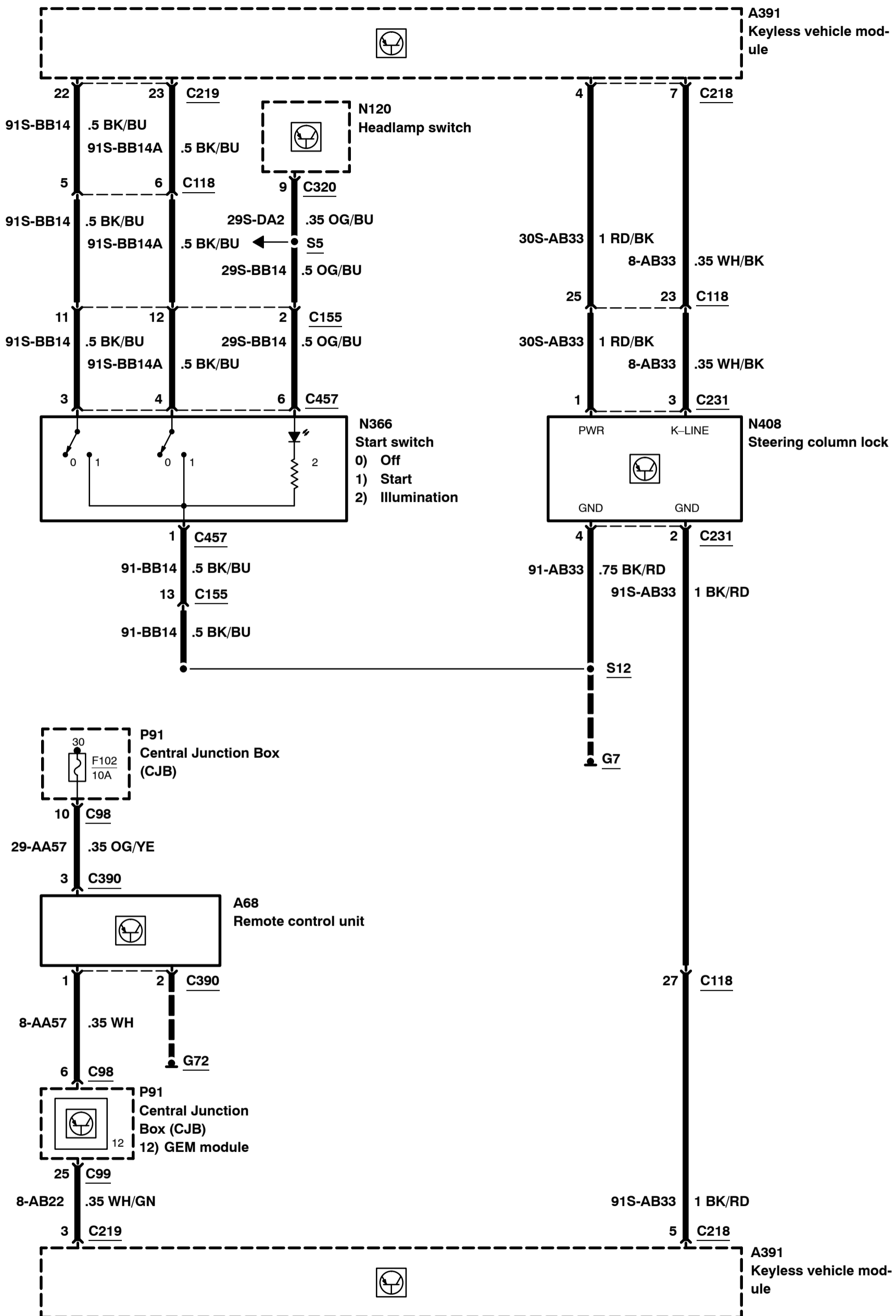
Starting System – 2.5L Duratec–ST (VI5), with keyless go

2008
303-06G-00-2
2008.75
Focus



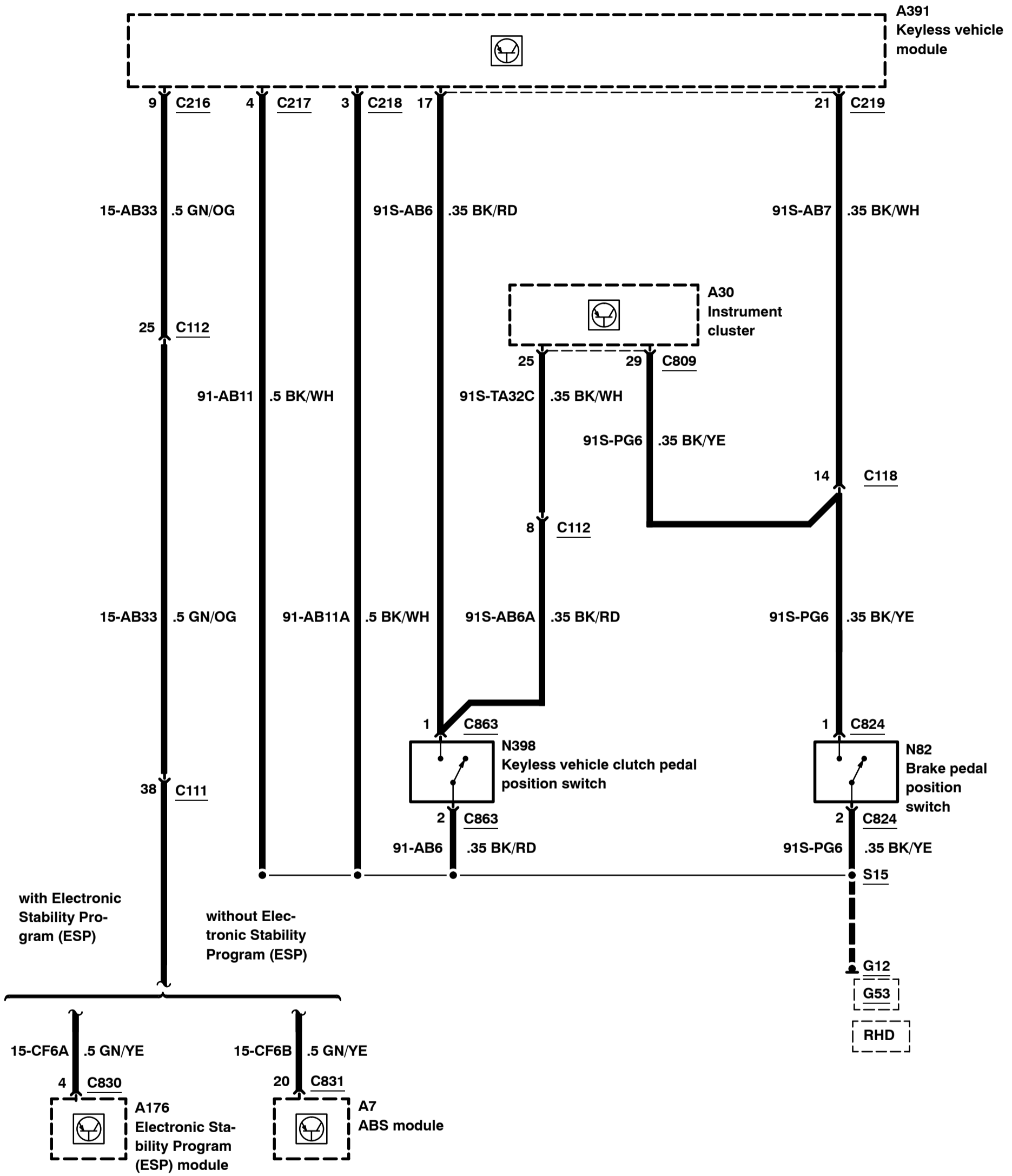
Starting System – 2.5L Duratec–ST (VI5), with keyless go

2008
303-06G-00-3
2008.75
Focus



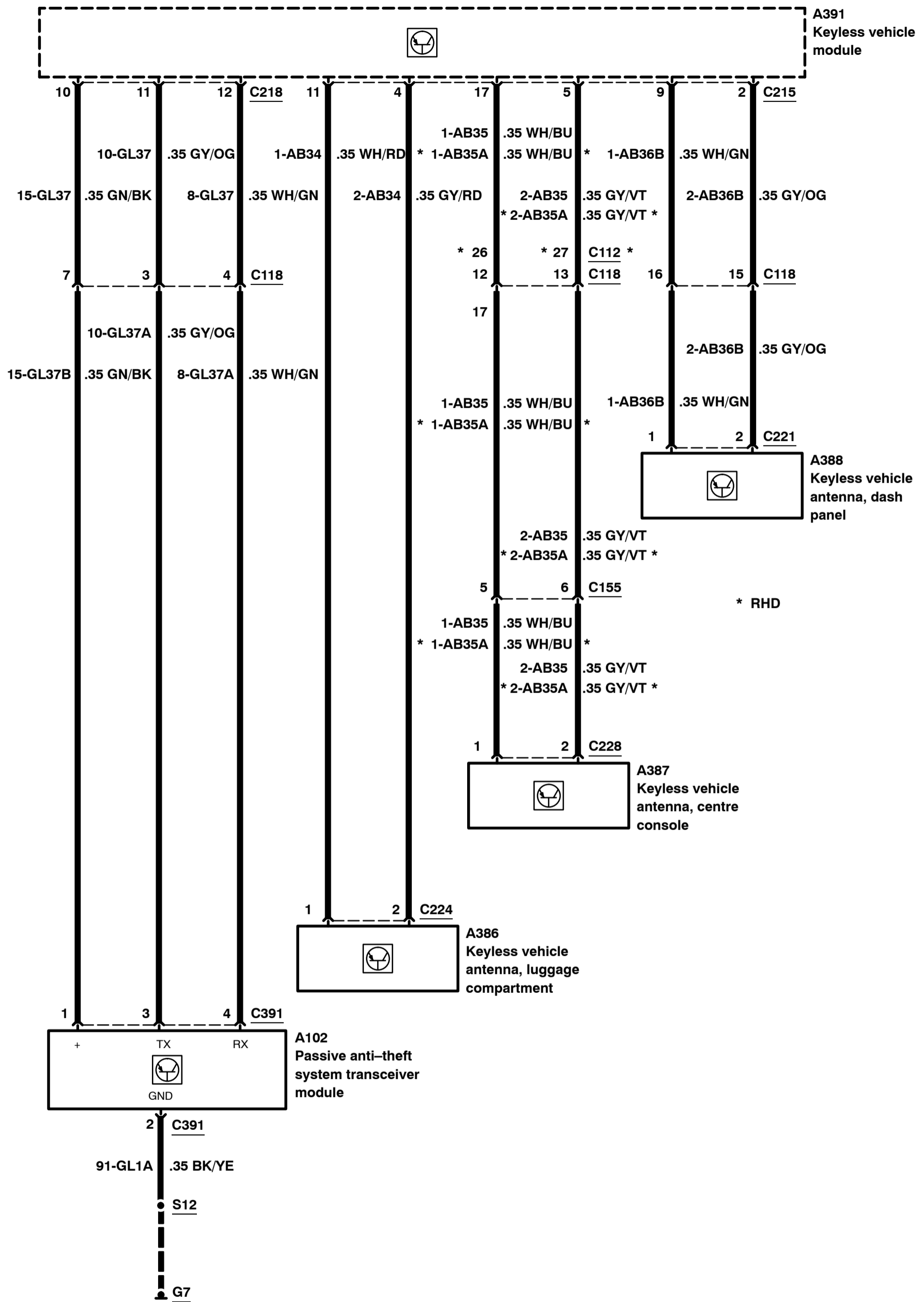
Starting System – 2.5L Duratec–ST (VI5), with keyless go

2008
303-06G-00-4
2008.75
Focus



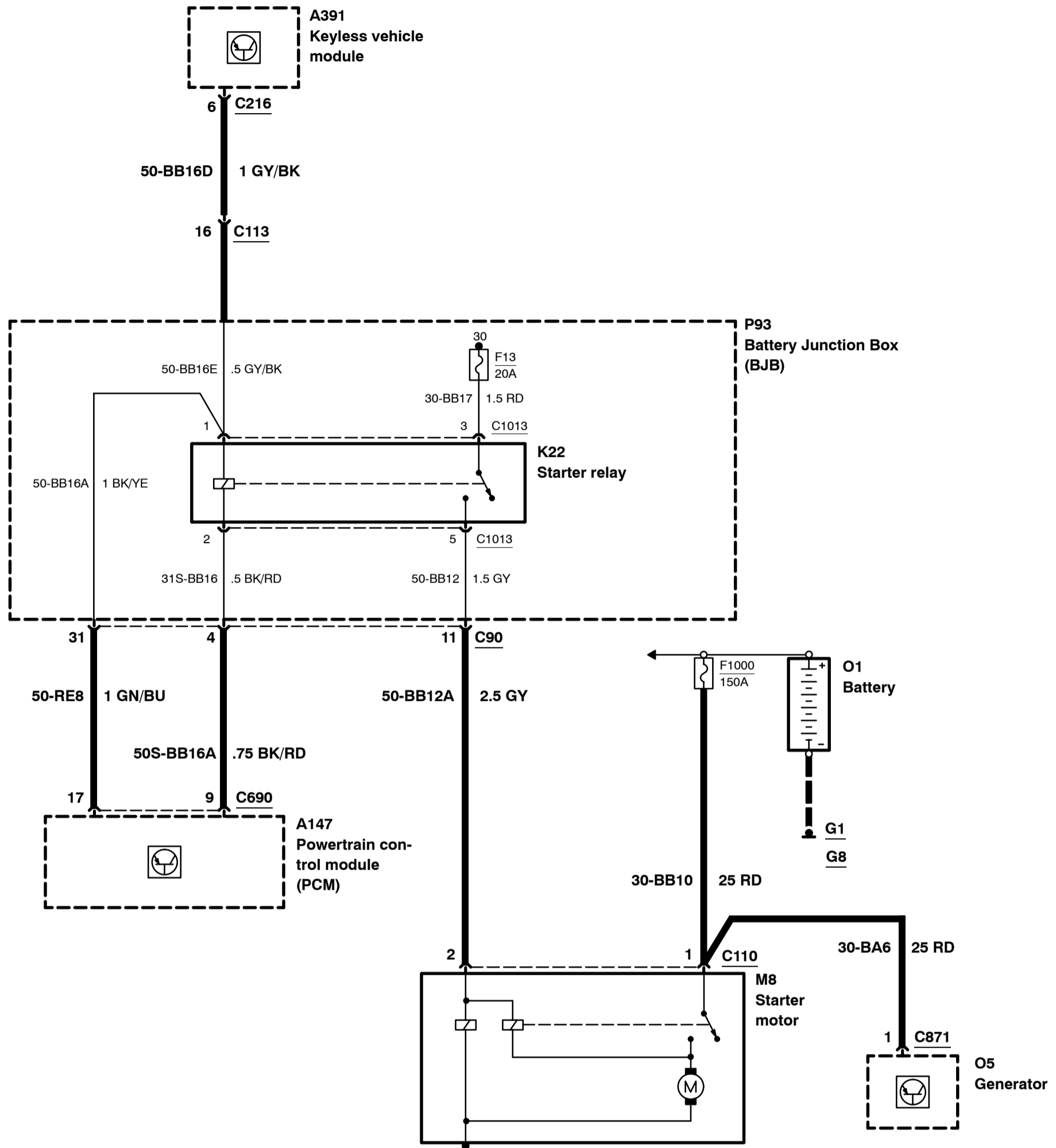
Starting System – 2.5L Duratec–ST (VI5), with keyless go

2008
303-06G-00-5
2008.75
Focus



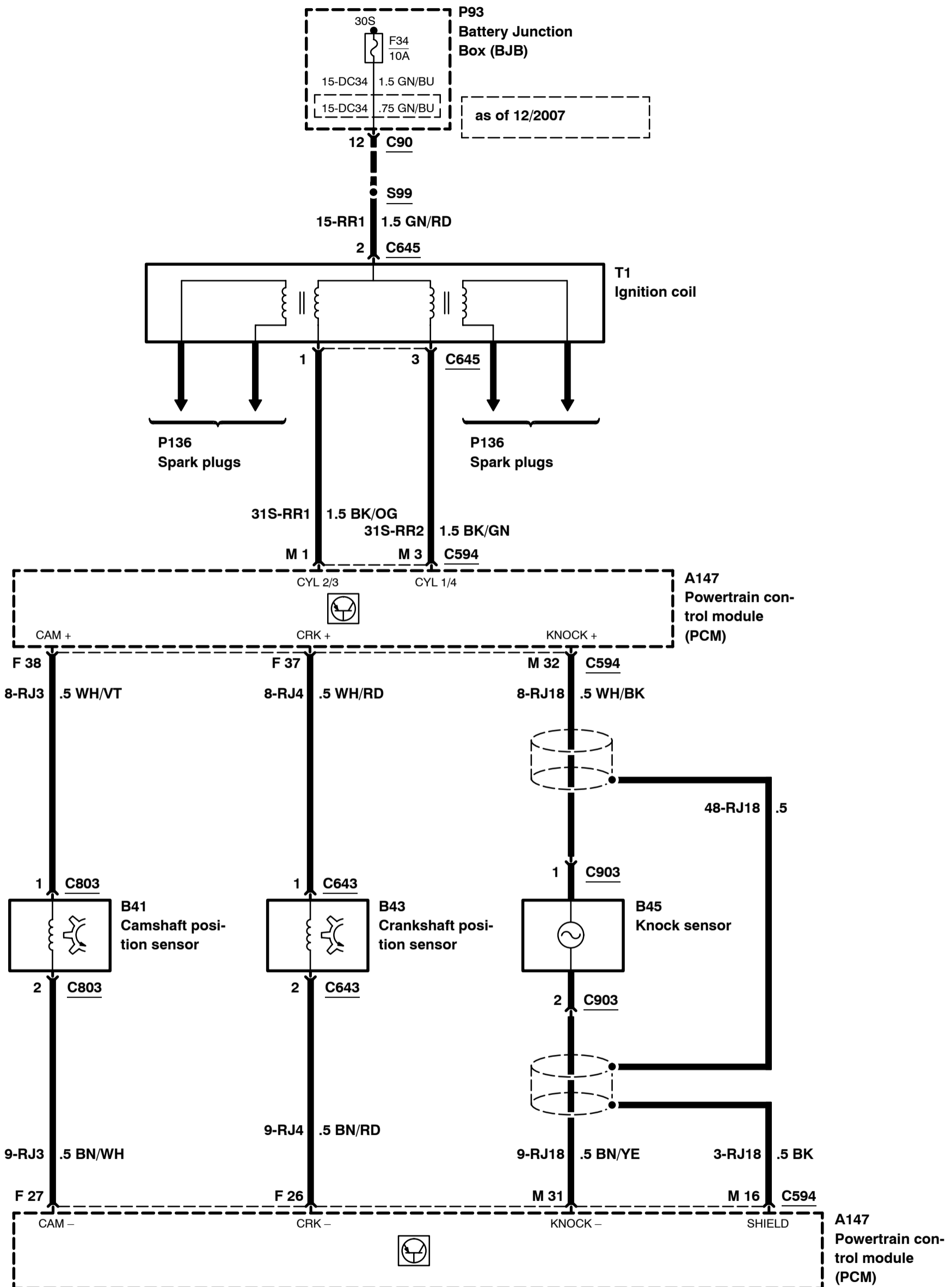
Starting System – 2.5L Duratec–ST (VI5), with keyless go

2008
303-06G-00-6
2008.75
Focus



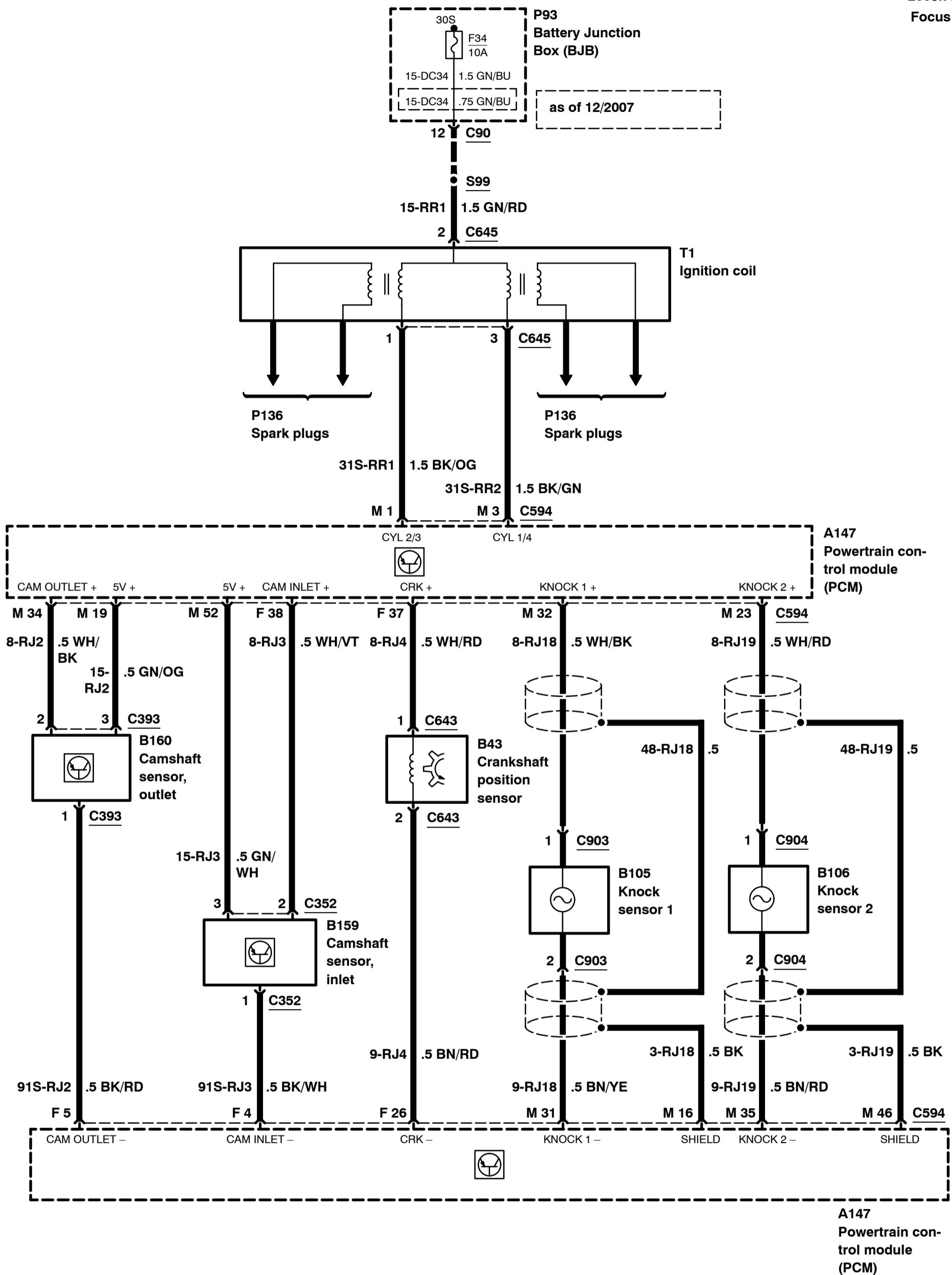
Engine Ignition – 1.4/1.6L Duratec–16V (Sigma)

2008
303-07A-00-1
2008.75
Focus



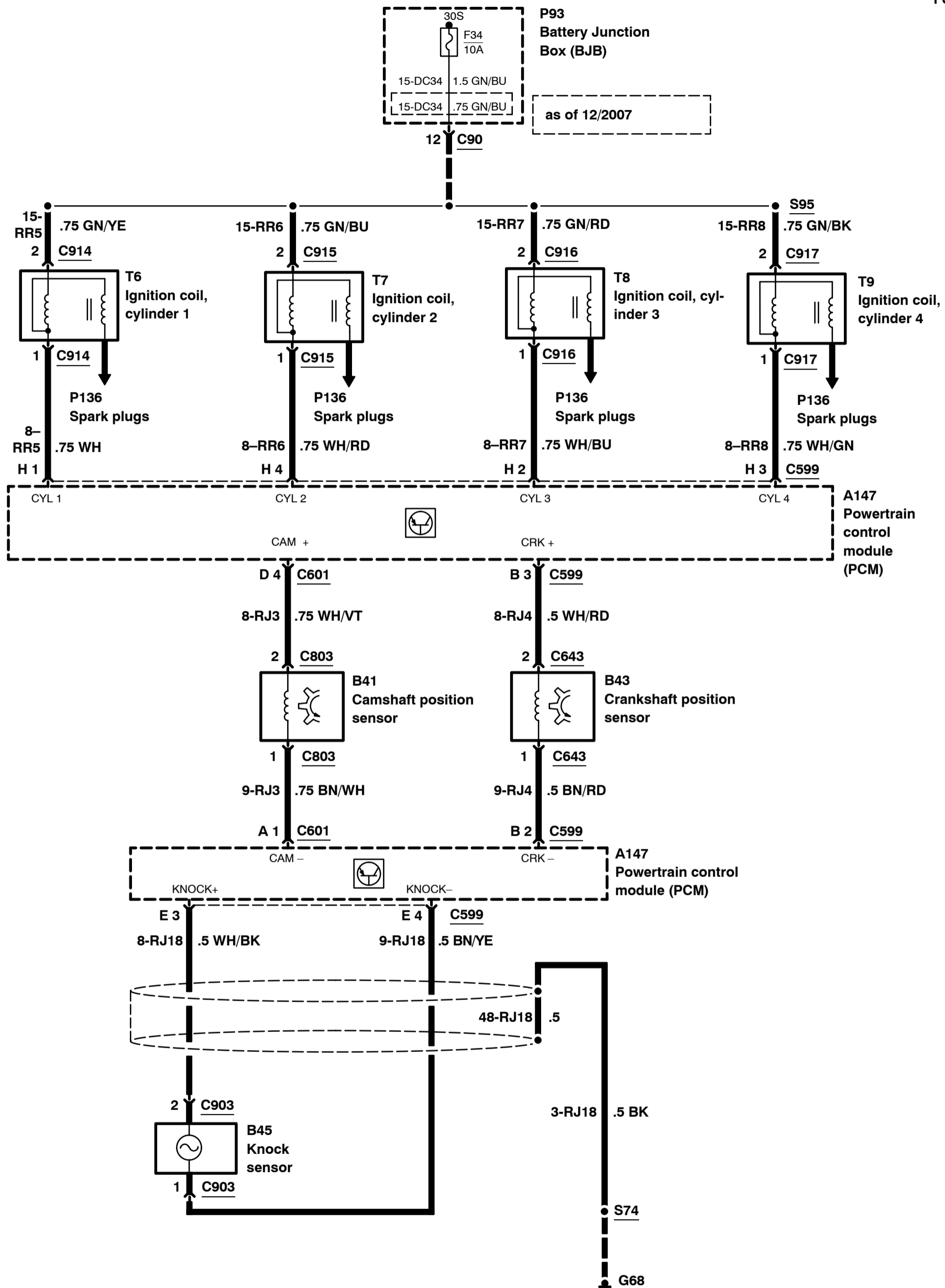
Engine Ignition – 1.6L Duratec–16V Ti–VCT (Sigma)

2008
303-07B-00-1
2008.75
Focus



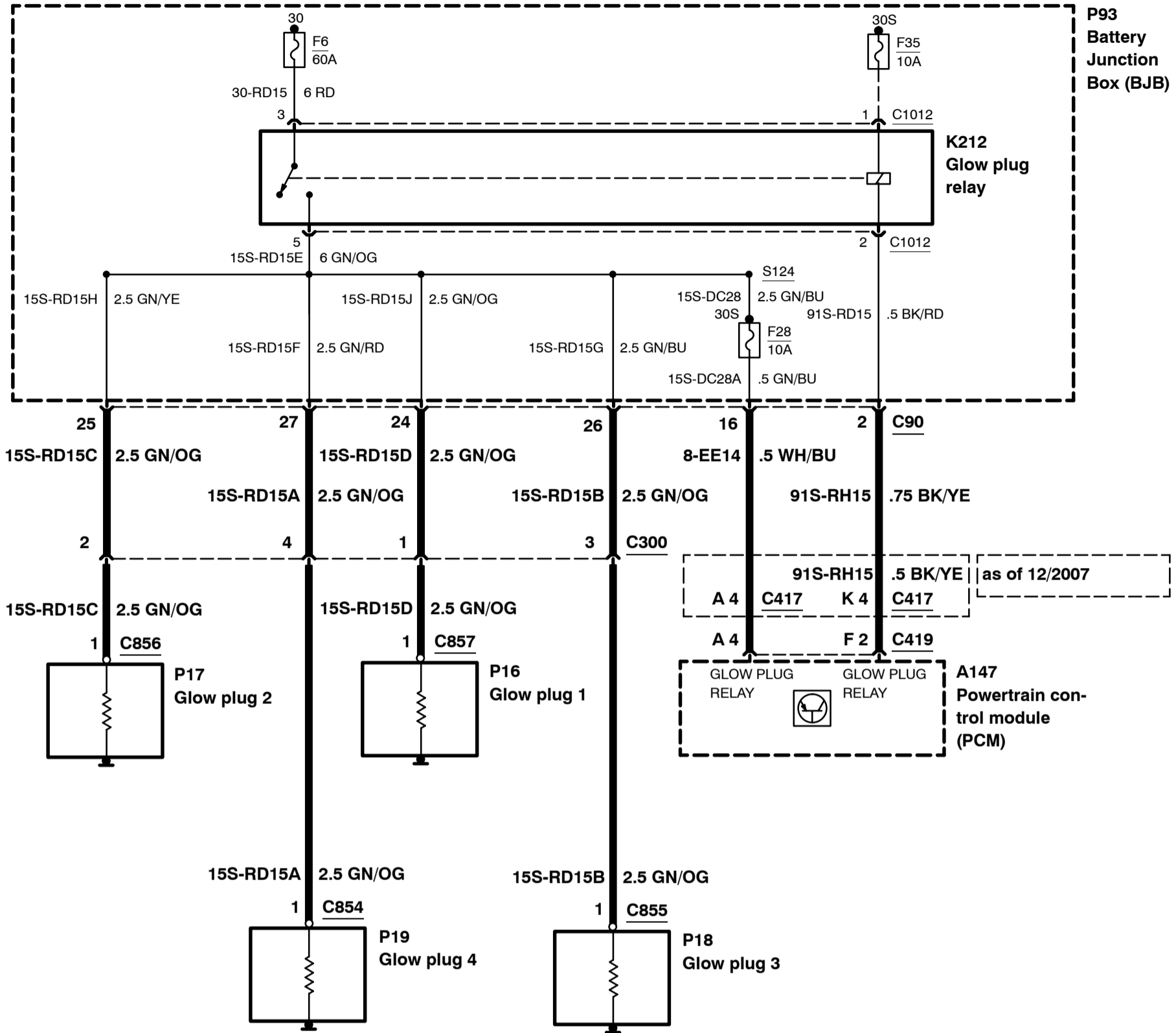
Engine Ignition – 1.8/2.0L Duratec-HE (MI4)

2008
303-07C-00-1
2008.75
Focus



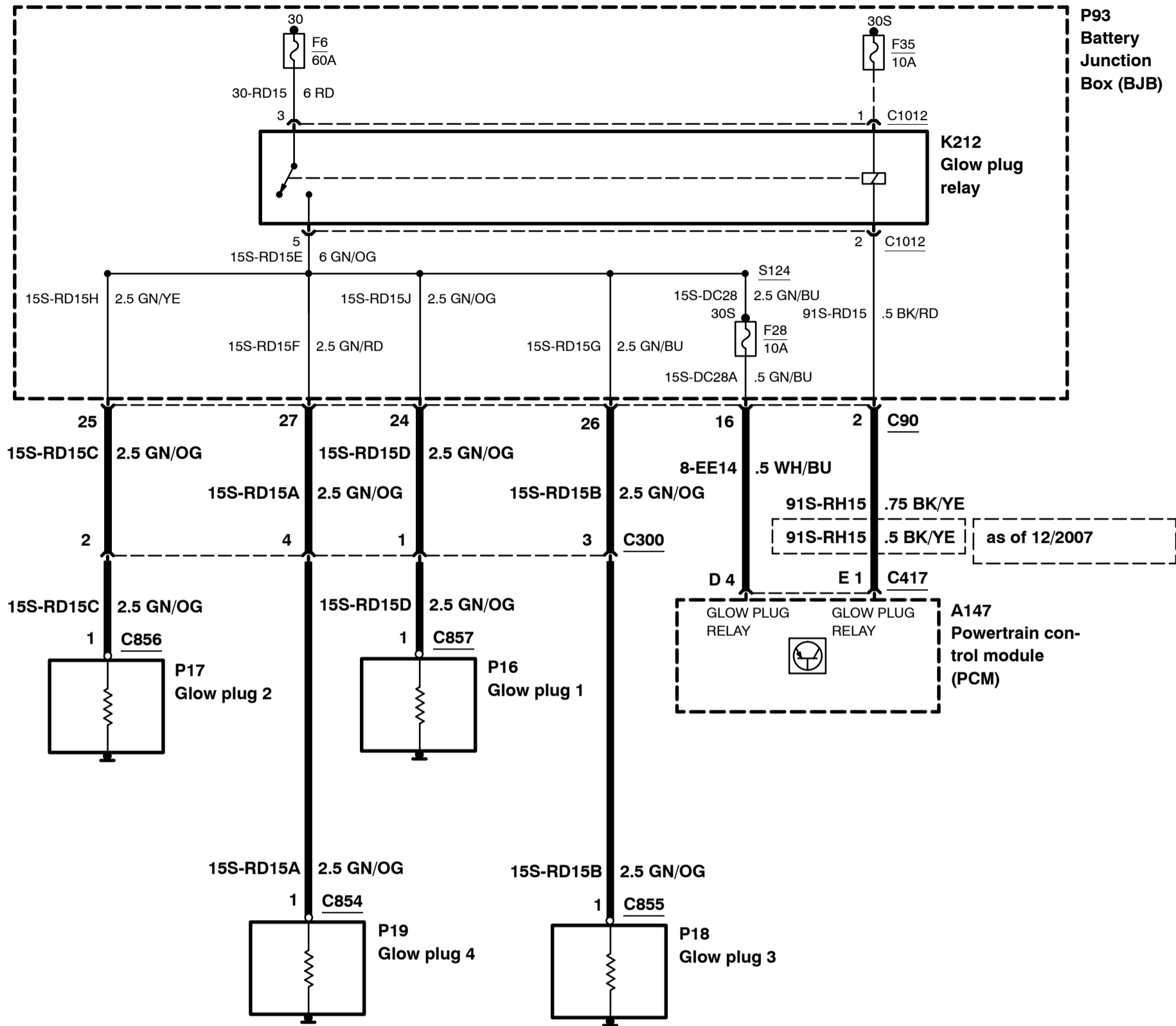
Glow Plug System – 1.6L Duratorq–TDCi (DV) Diesel

2008
303-07D-00-1
2008.75
Focus



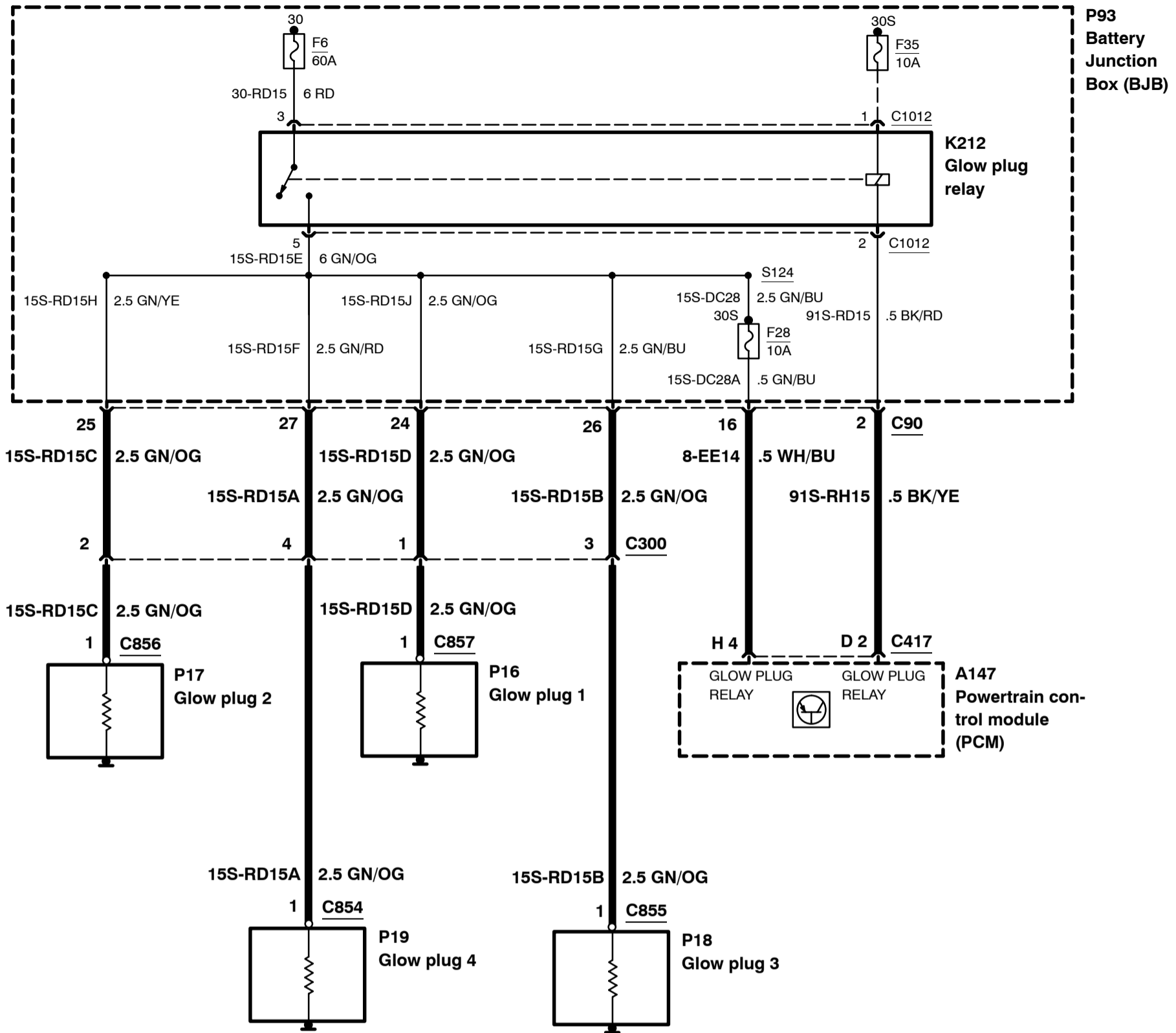
Glow Plug System – 2.0L Duratorq–TDCi (DW) Diesel, except Coupé–Cabriolet, without coated diesel particulate filter

2008
303-07E-00-1
2008.75
Focus



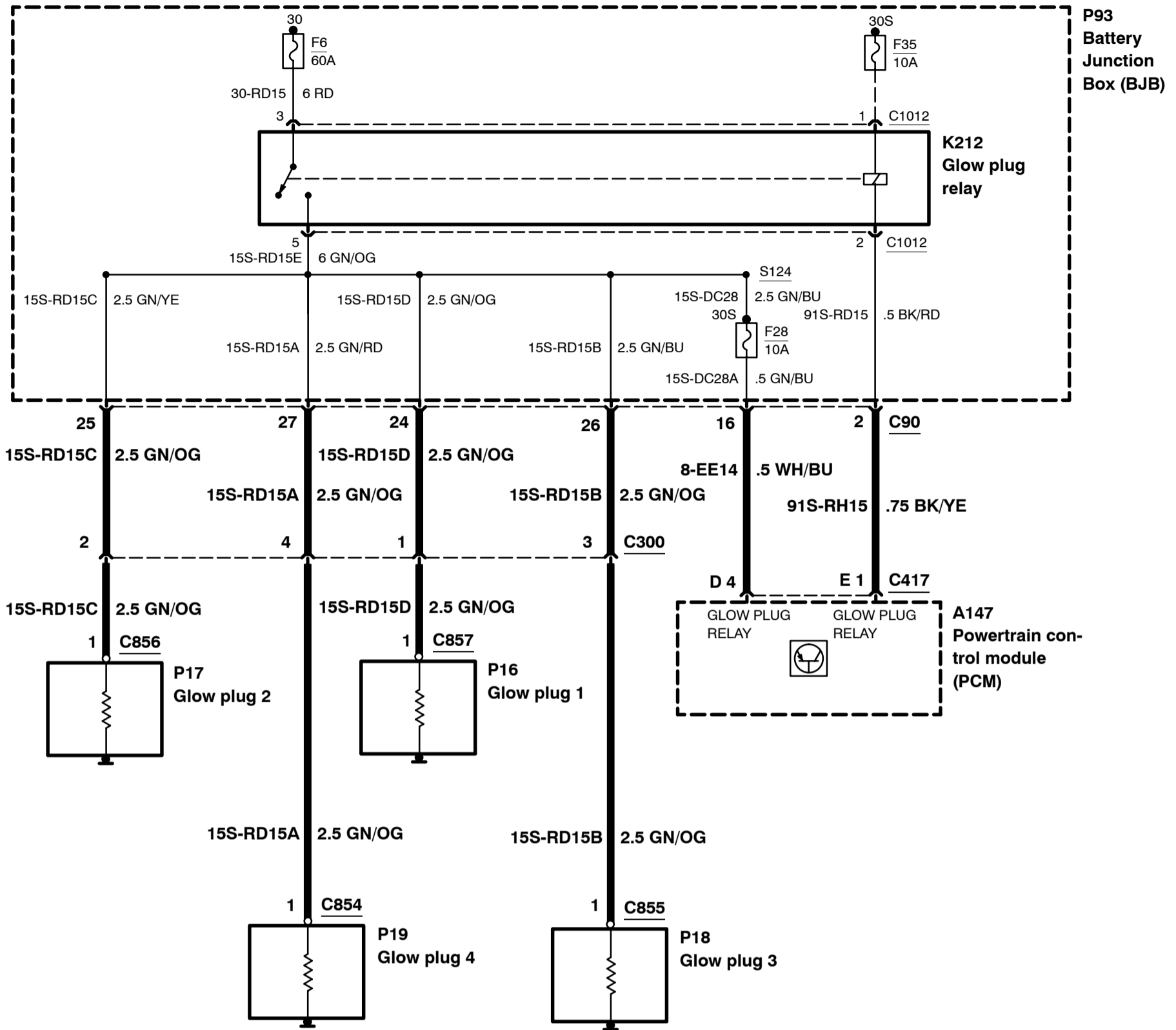
Glow Plug System – 2.0L Duratorq–TDCi (DW) Diesel, except Coupé–Cabriolet, with coated diesel particulate filter

2008
303-07E-00-2
2008.75
Focus



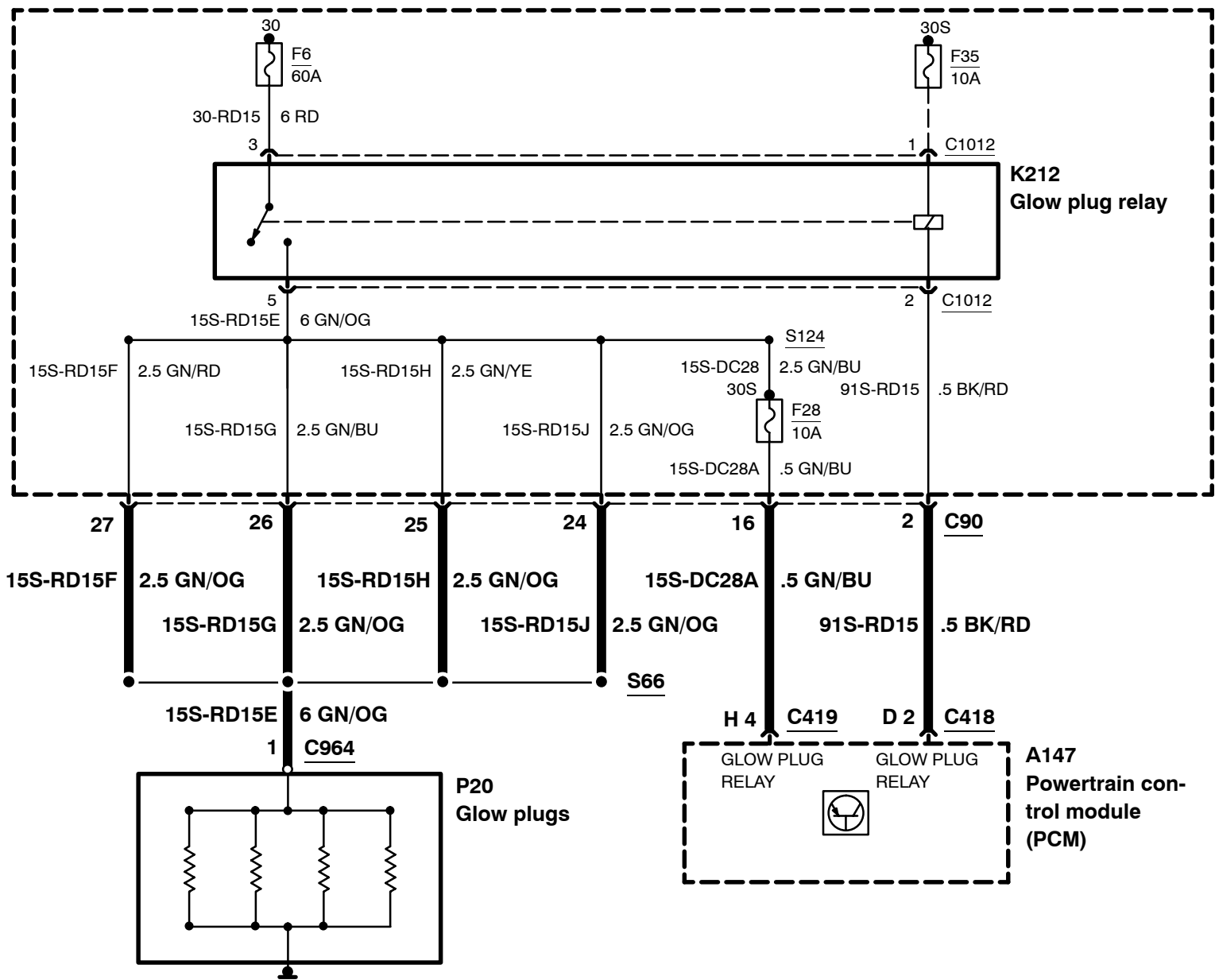
Glow Plug System – 2.0L Duratorq–TDCi (DW) Diesel, Coupé–Cabriolet, without coated diesel particulate filter

2008
303-07E-00-3
2008.75
Focus



2008
303-07F-00-1
2008.75
Focus

Glow Plug System – 1.8L Duratorq–TDCi (Kent) Diesel



P93
Battery Junction
Box (BJB)

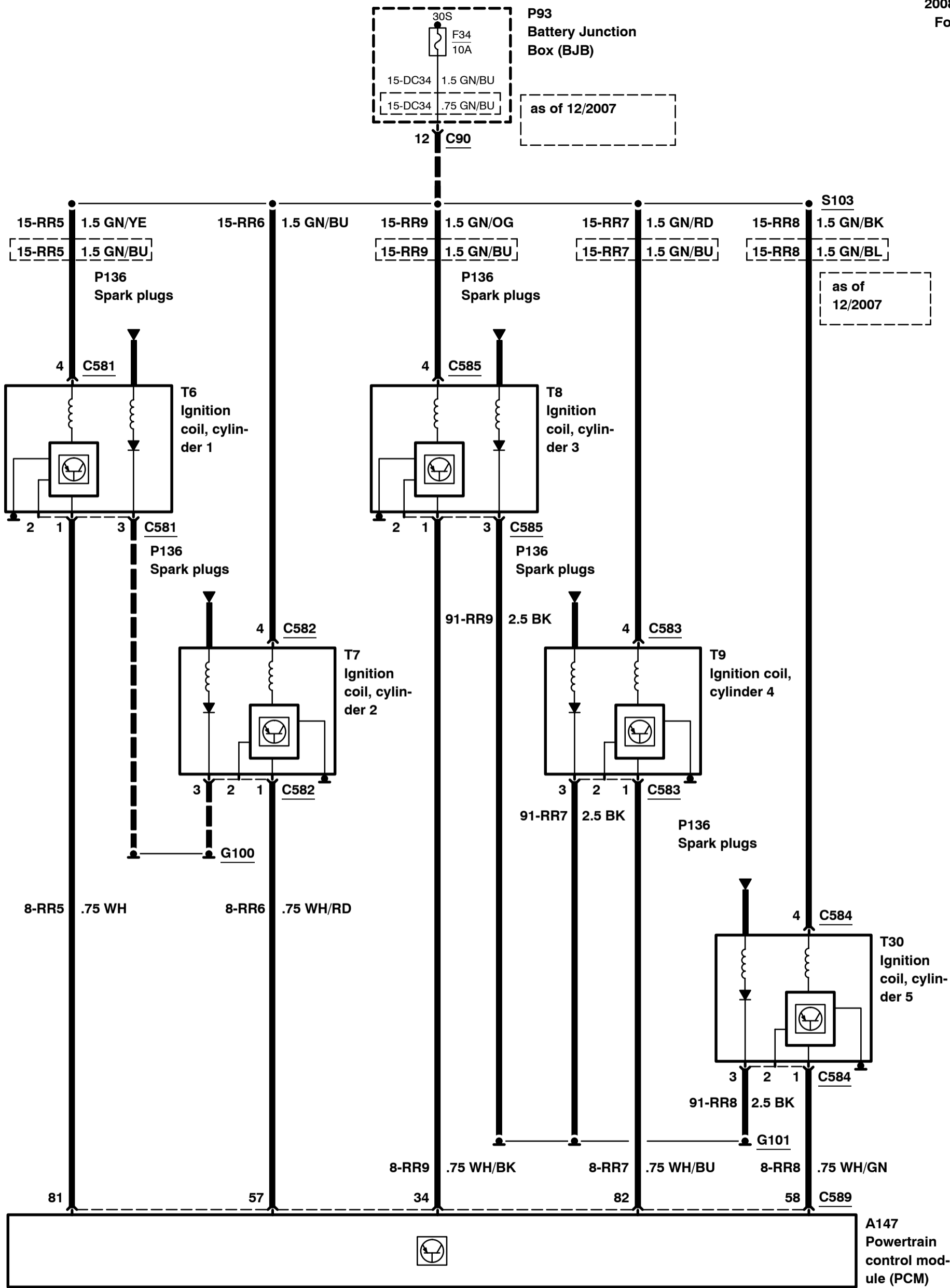
K212
Glow plug relay

P20
Glow plugs

A147
Powertrain control
module
(PCM)

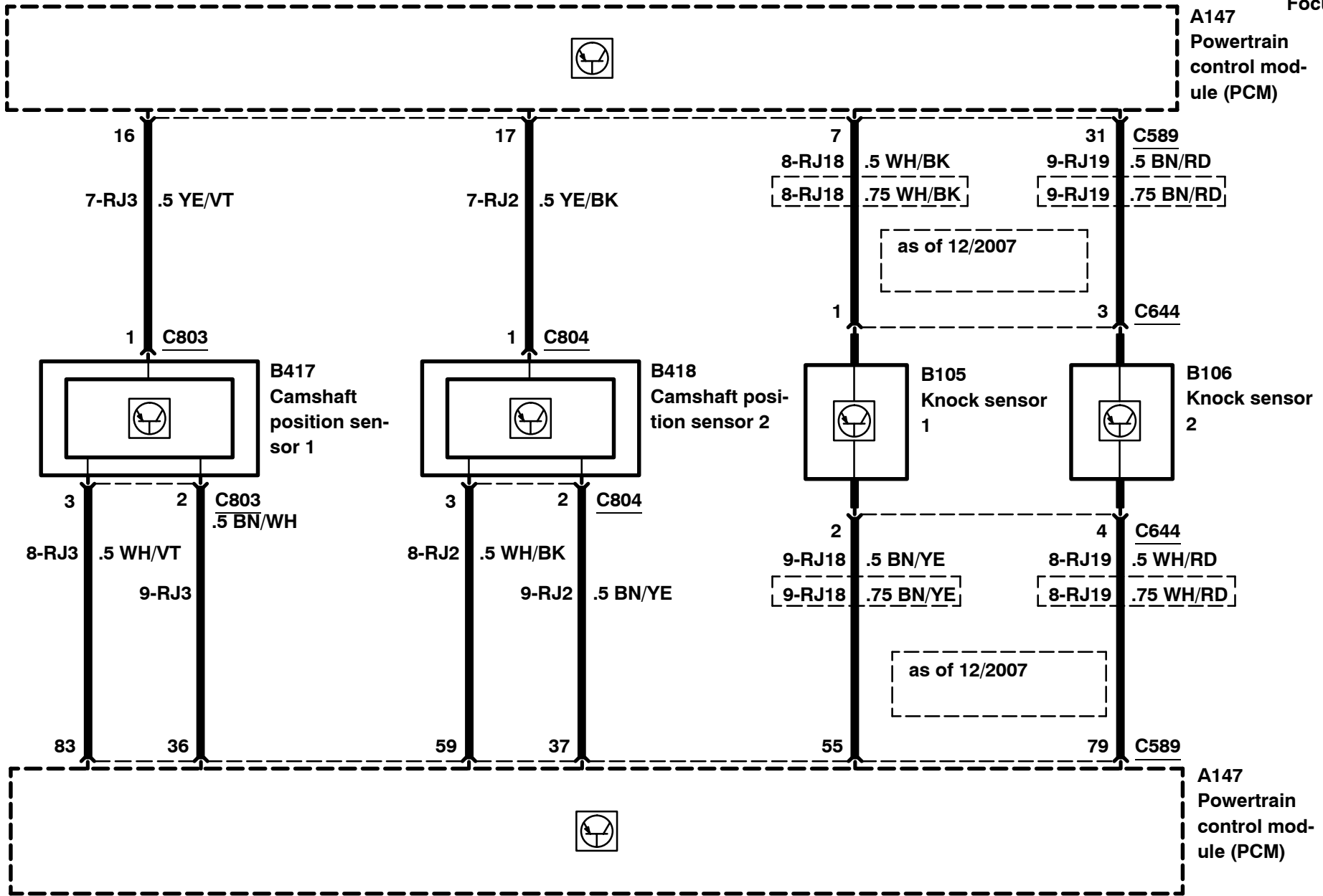
Engine Ignition – 2.5L Duratec–ST (VI5)

2008
303-07G-00-1
2008.75
Focus



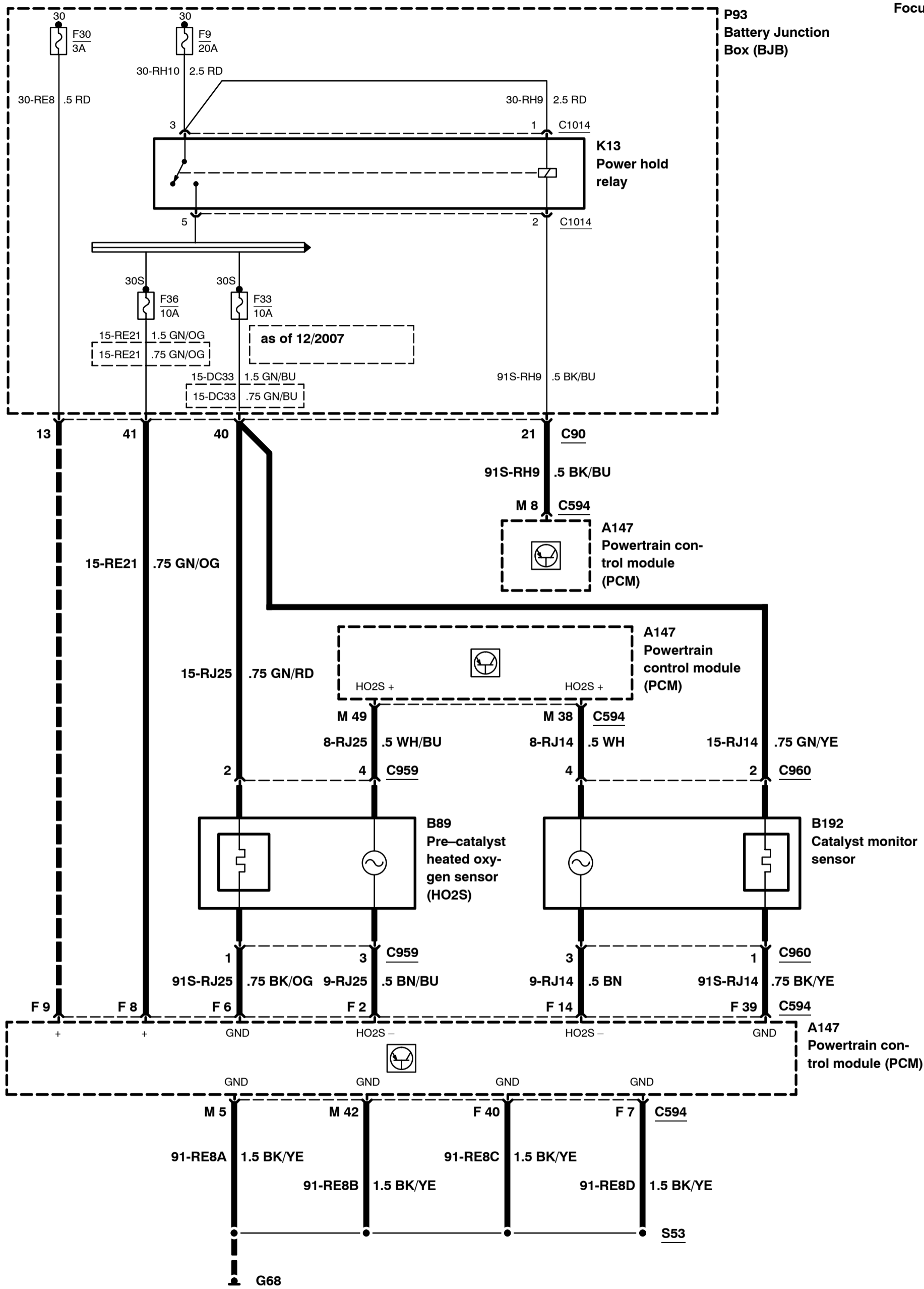
Engine Ignition – 2.5L Duratec–ST (VI5)

2008
303-07G-00-2
2008.75
Focus



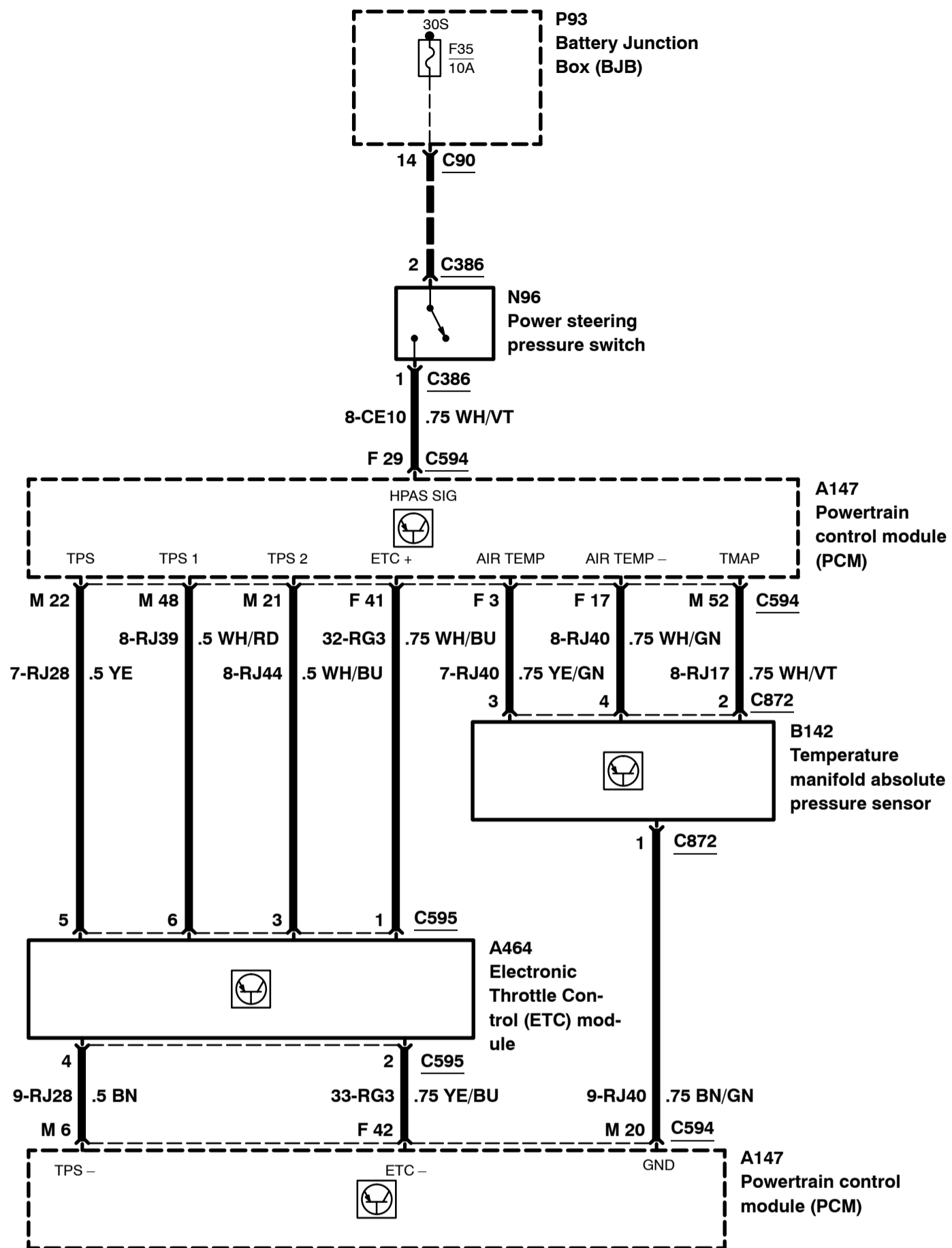
Electronic Engine Controls – 1.4/1.6L Duratec–16V (Sigma)

2008
303-14A-00-1
2008.75
Focus



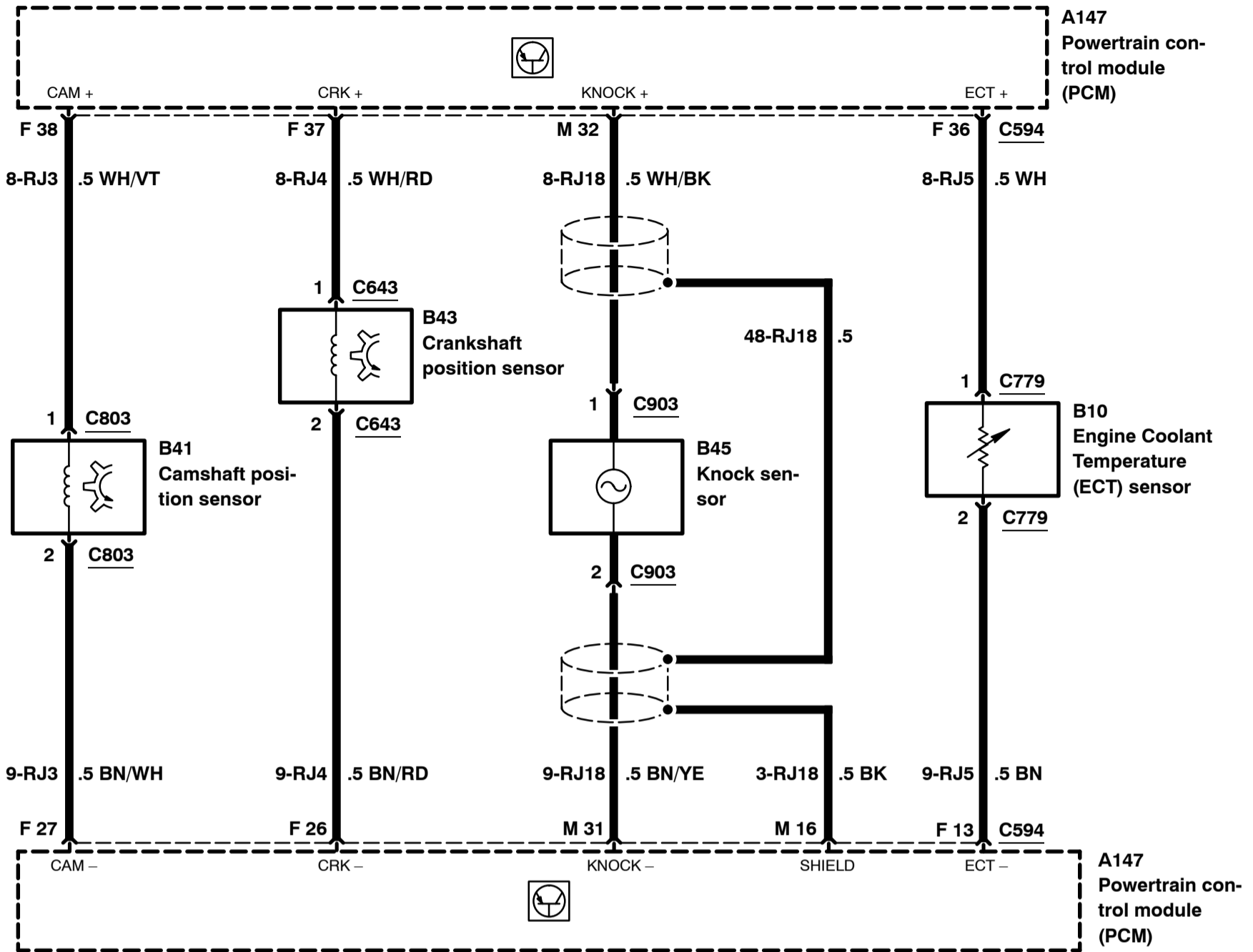
Electronic Engine Controls – 1.4/1.6L Duratec–16V (Sigma)

2008
303-14A-00-2
2008.75
Focus



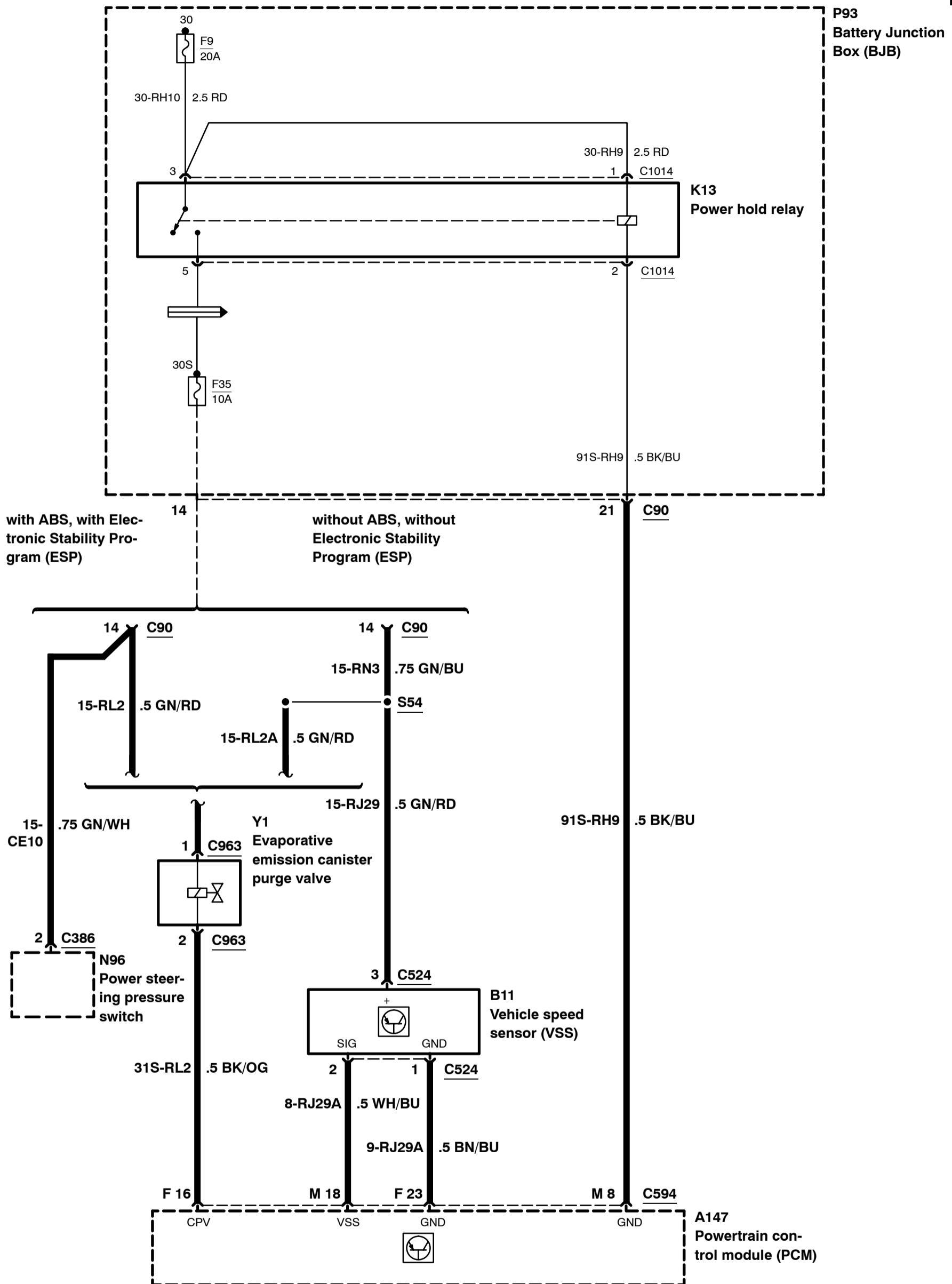
Electronic Engine Controls – 1.4/1.6L Duratec–16V (Sigma)

2008
303-14A-00-3
2008.75
Focus



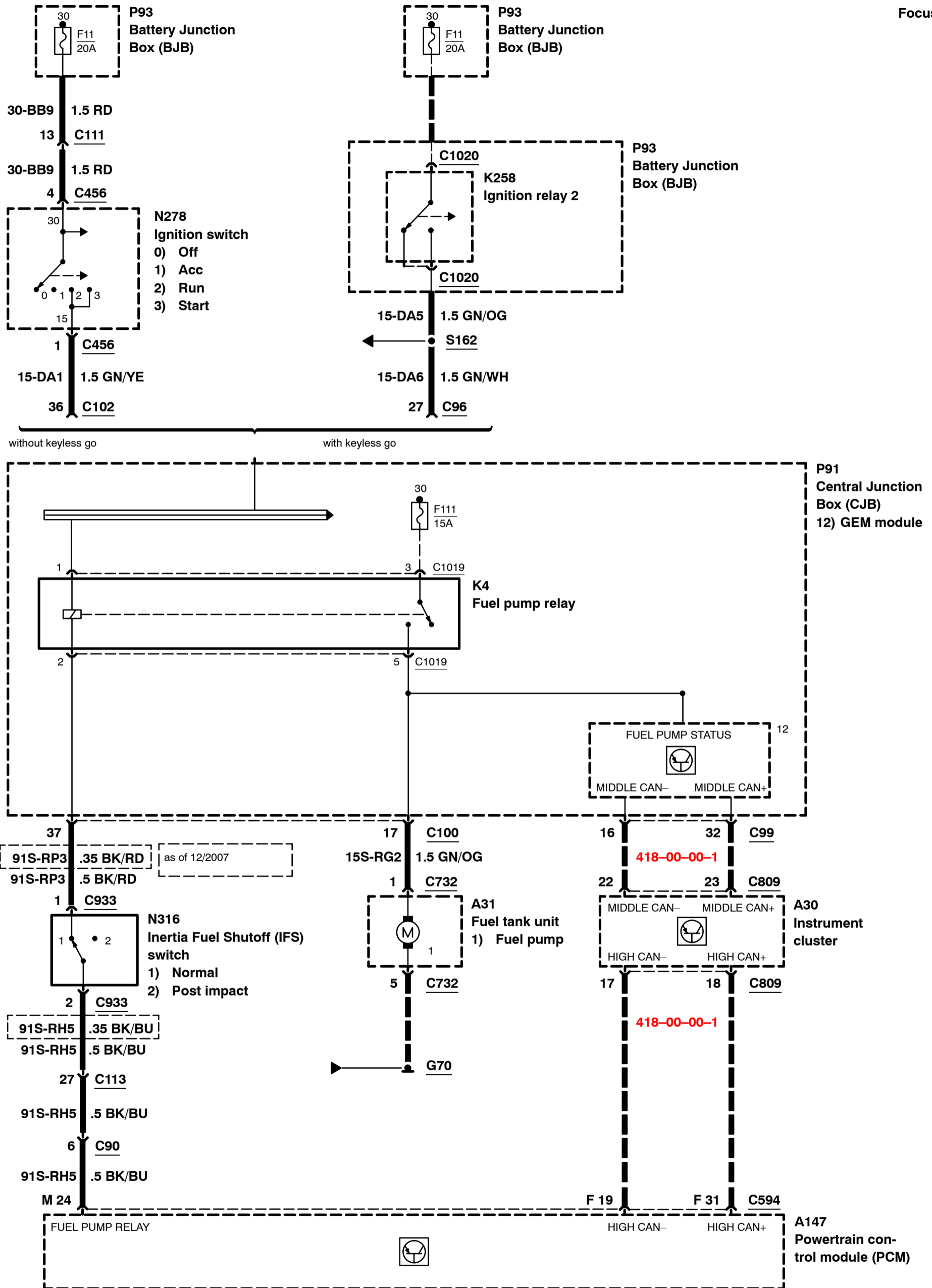
Electronic Engine Controls – 1.4/1.6L Duratec-16V (Sigma)

2008
303-14A-00-4
2008.75
Focus



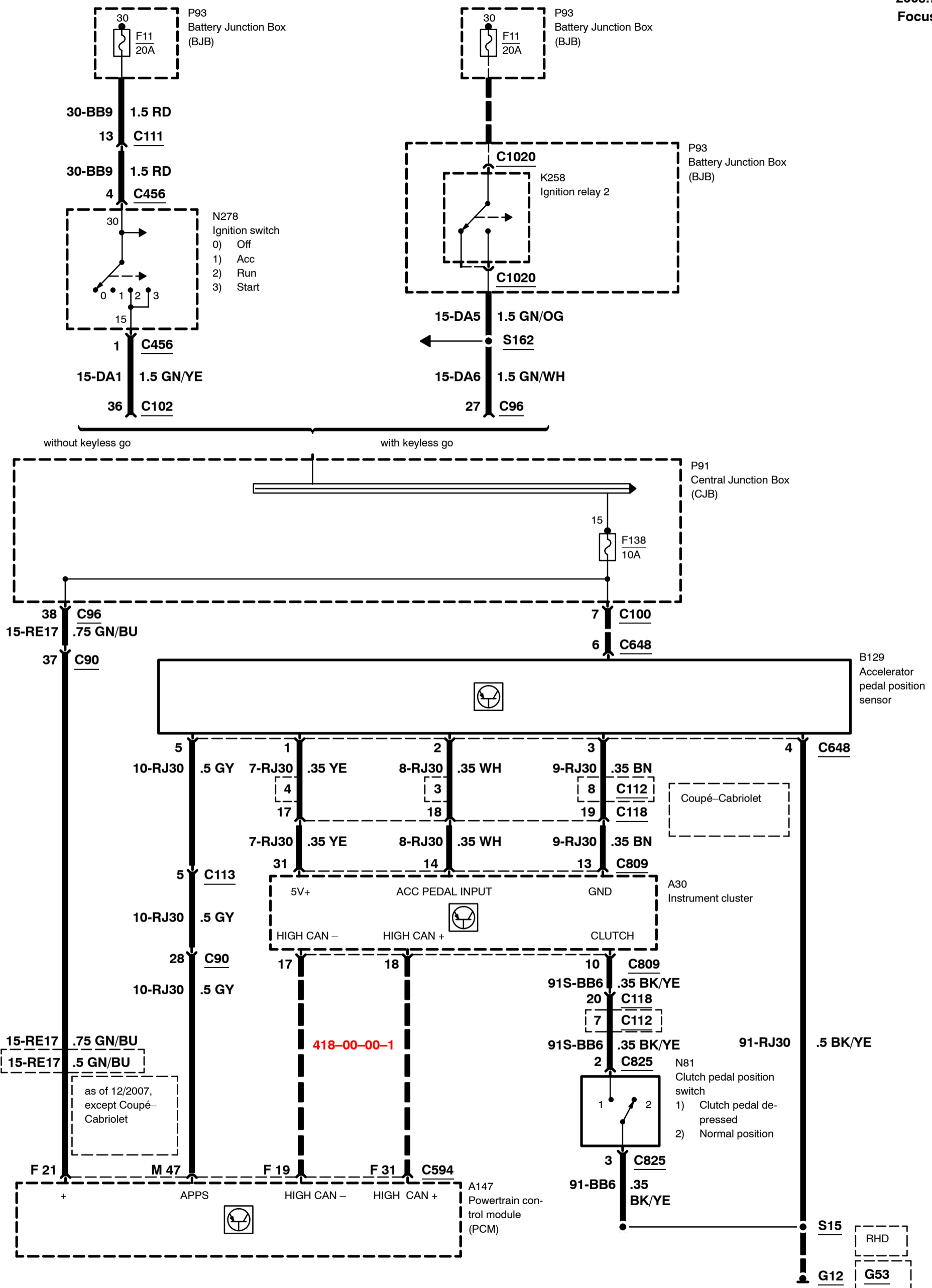
Electronic Engine Controls – 1.4/1.6L Duratec-16V (Sigma)

2008
303-14A-00-5
2008.75
Focus



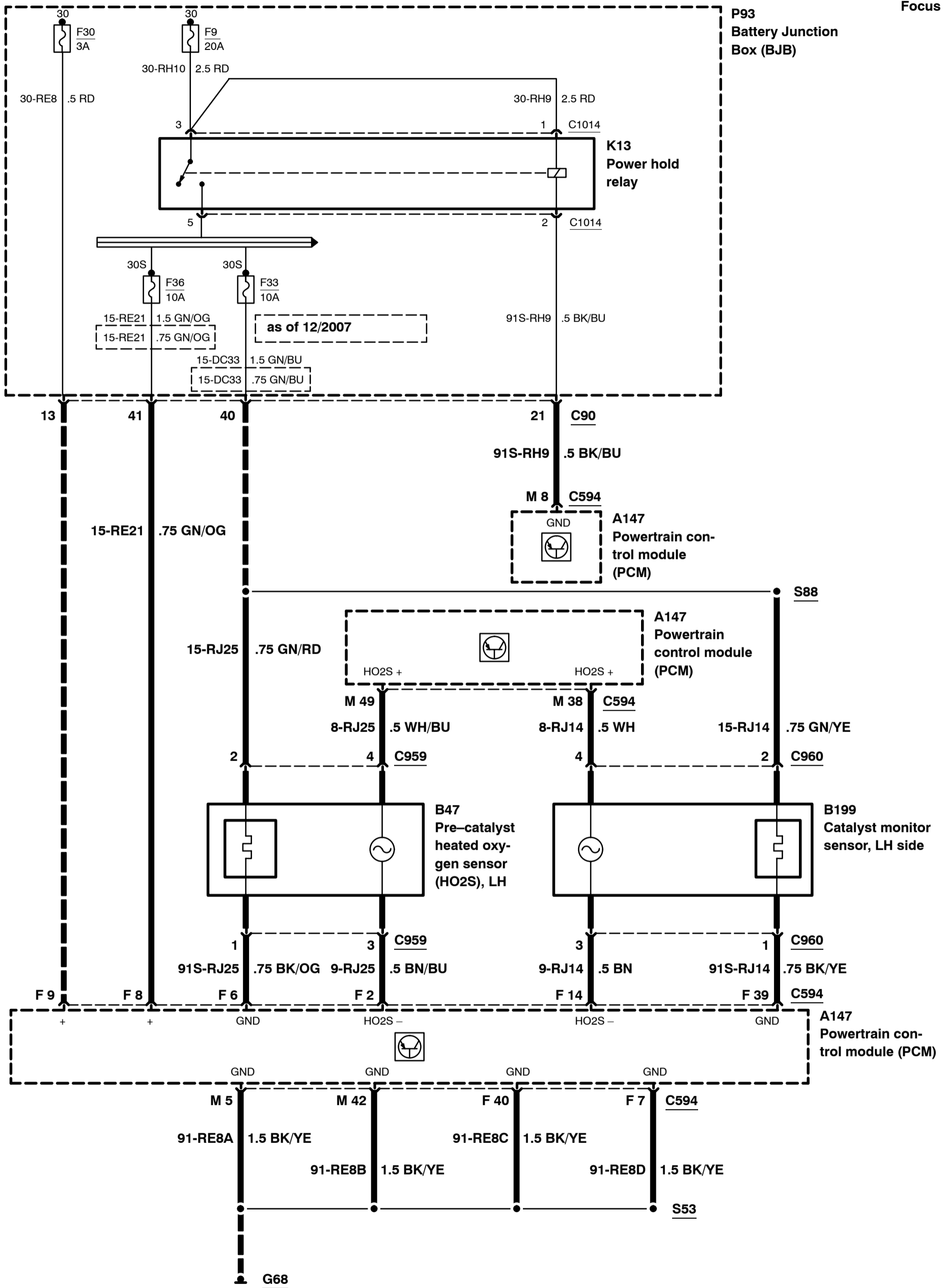
Electronic Engine Controls – 1.4/1.6L Duratec-16V (Sigma)

2008
303-14A-00-6
2008.75
Focus



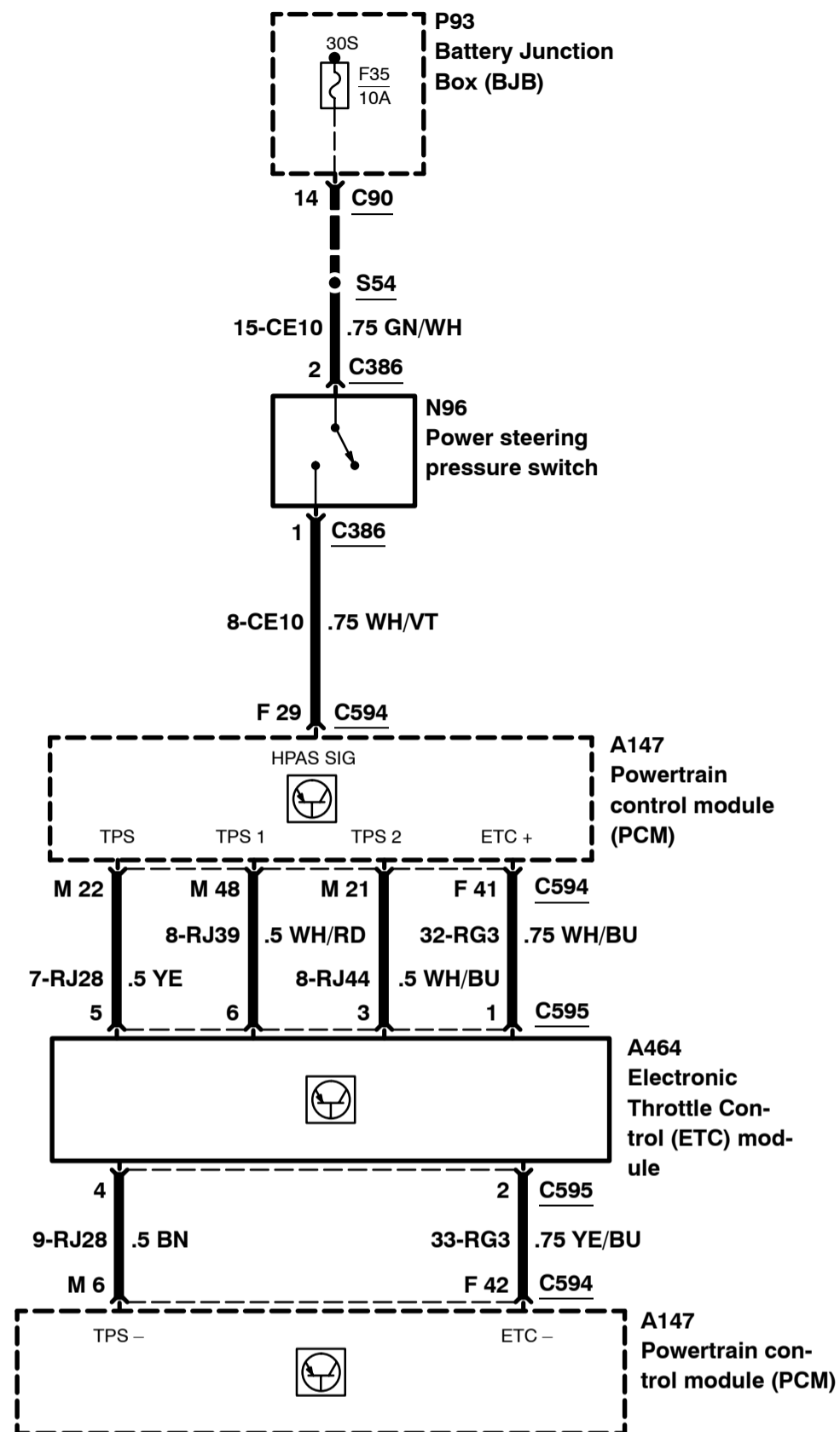
Electronic Engine Controls – 1.6L Duratec–16V Ti–VCT (Sigma)

2008
303-14B-00-1
2008.75
Focus



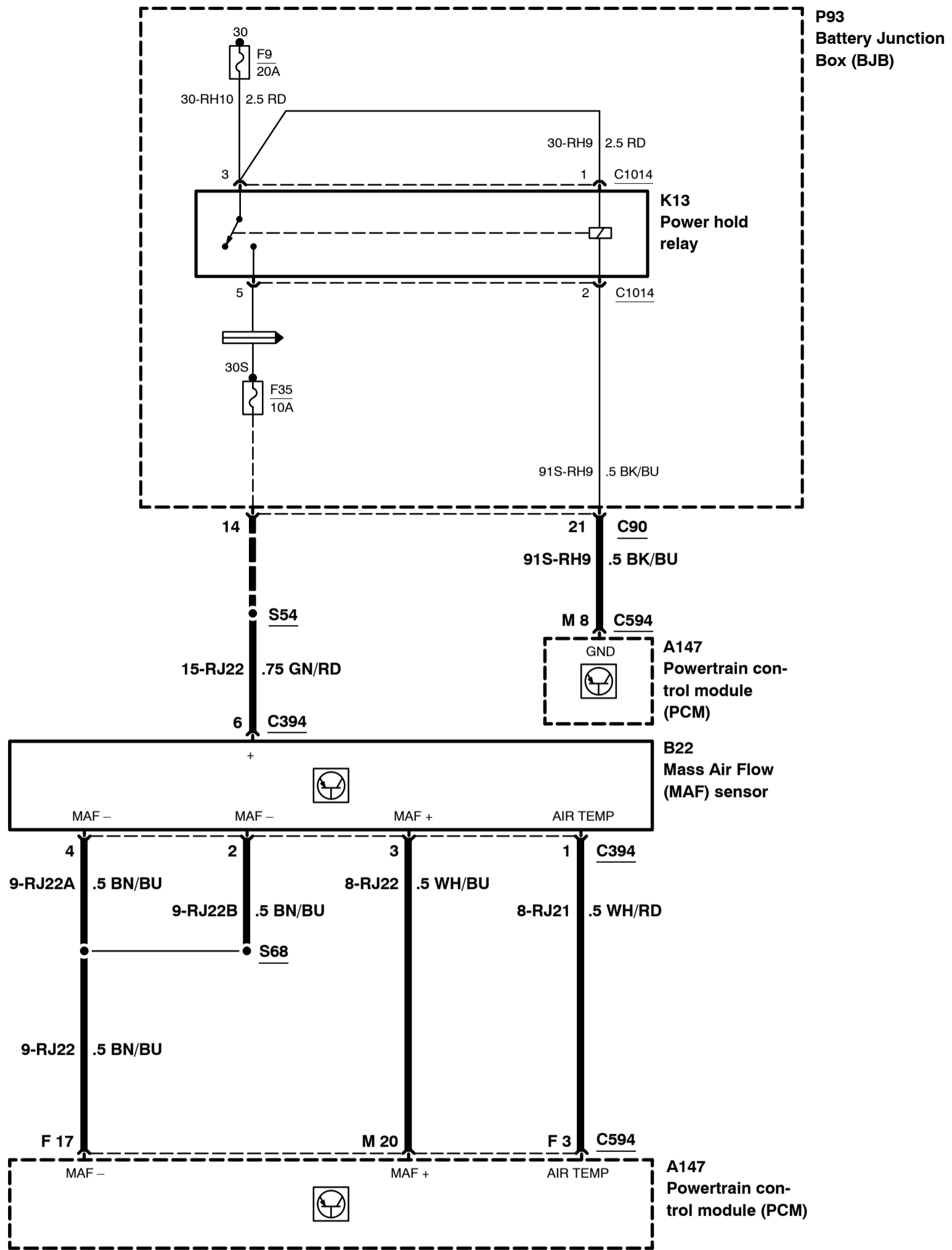
Electronic Engine Controls – 1.6L Duratec–16V Ti–VCT (Sigma)

2008
303-14B-00-2
2008.75
Focus



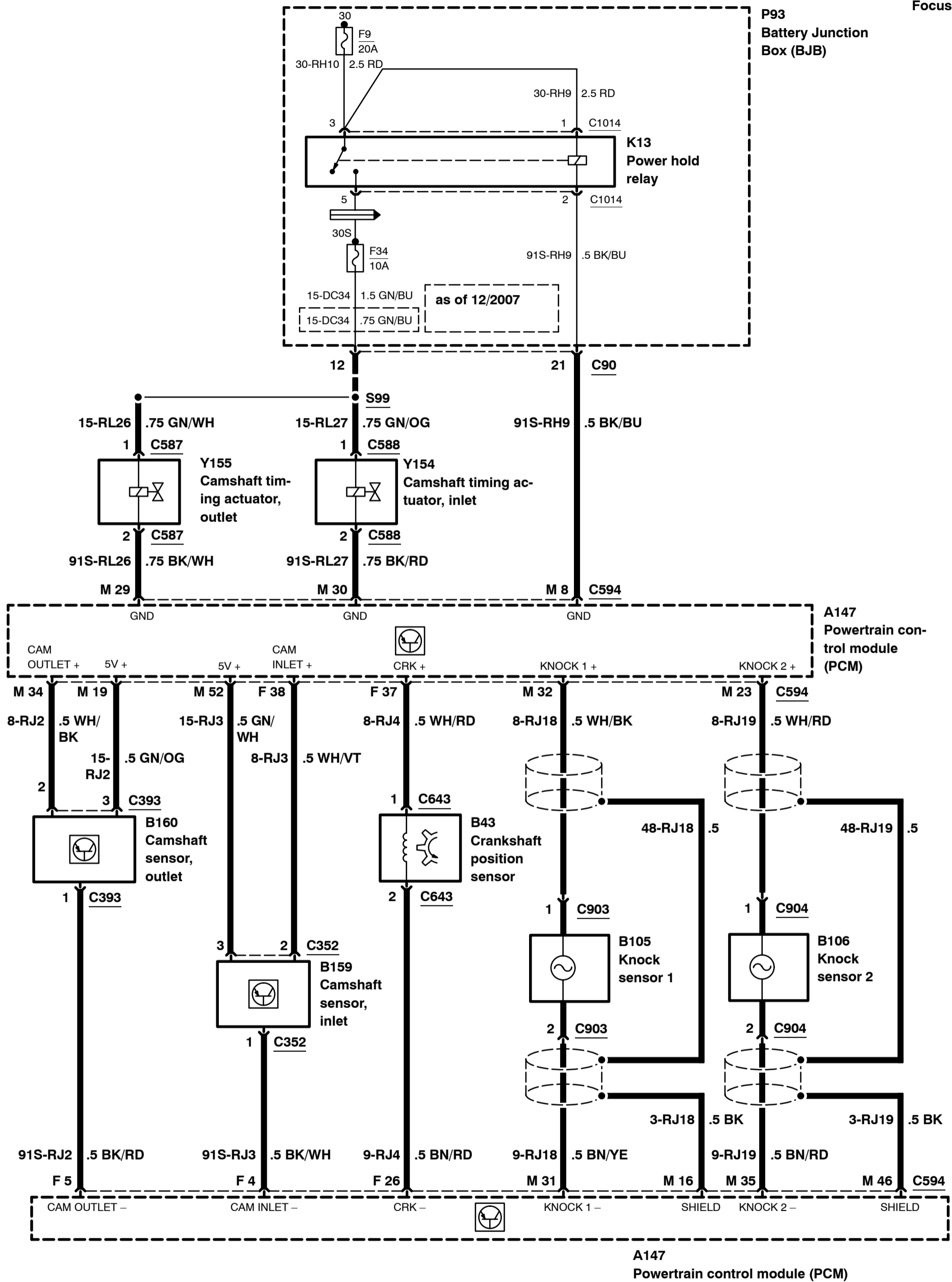
Electronic Engine Controls – 1.6L Duratec–16V Ti–VCT (Sigma)

2008
303-14B-00-3
2008.75
Focus



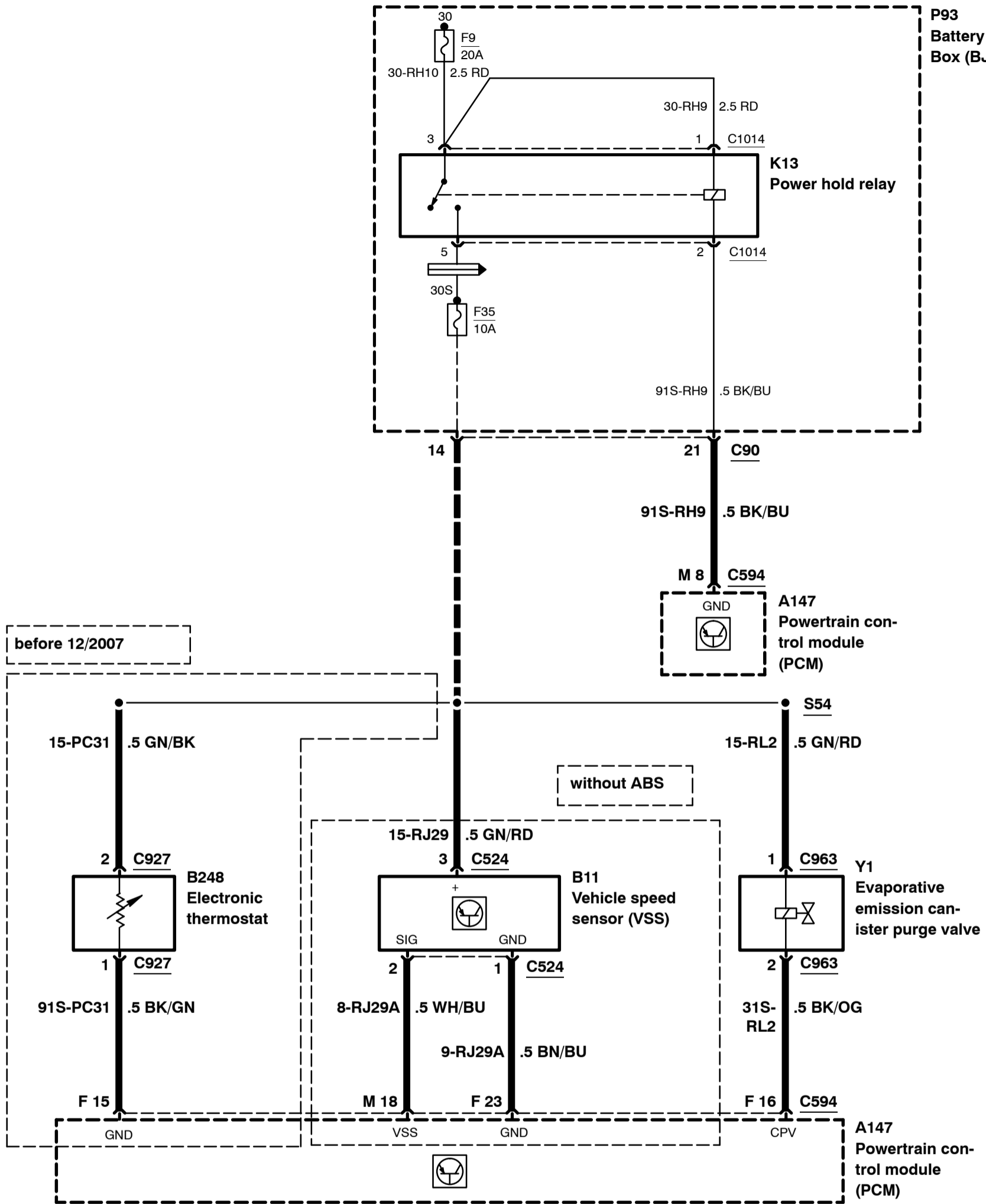
Electronic Engine Controls – 1.6L Duratec–16V Ti–VCT (Sigma)

2008
303-14B-00-4
2008.75
Focus



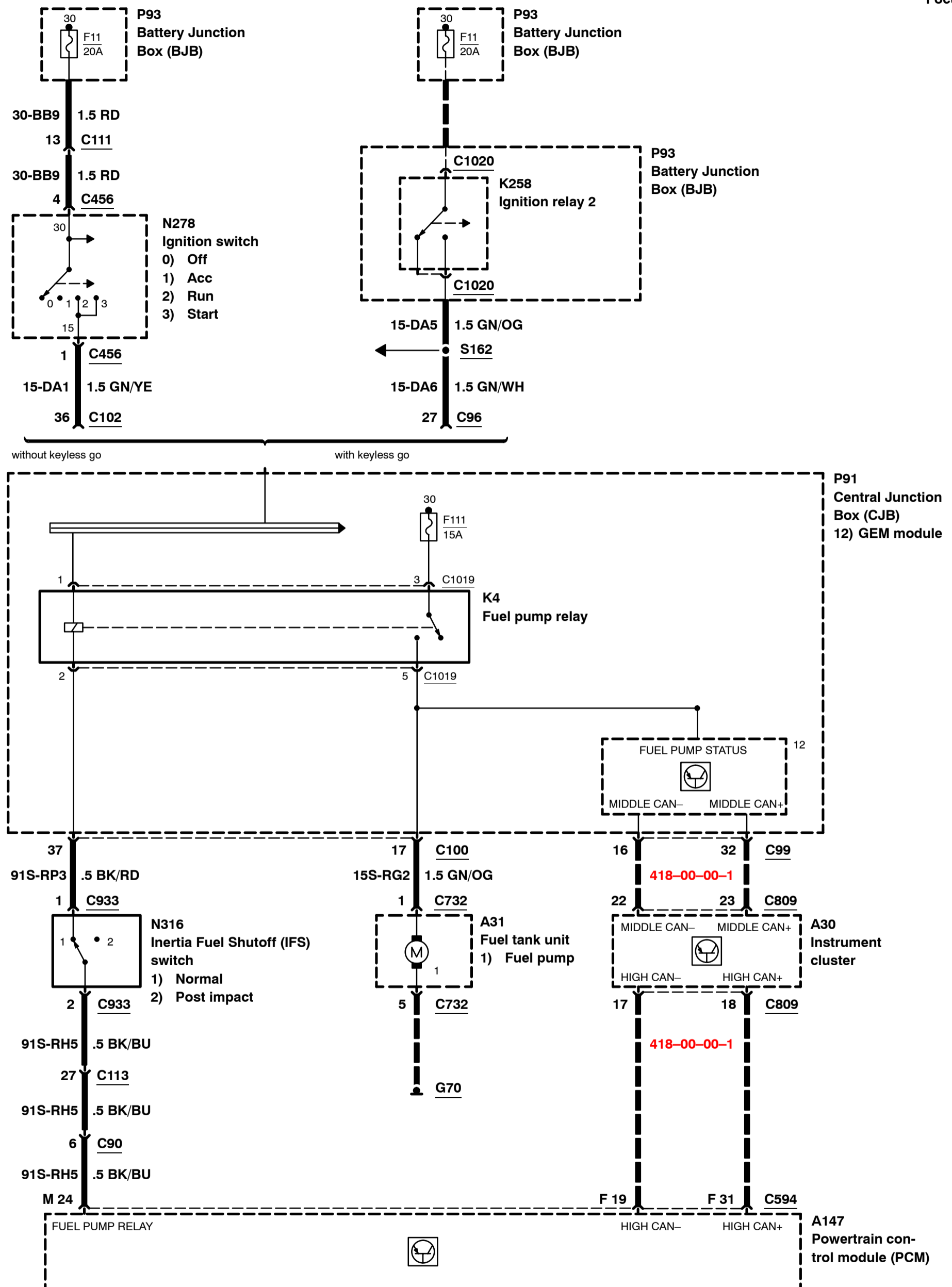
Electronic Engine Controls – 1.6L Duratec–16V Ti–VCT (Sigma)

2008
303-14B-00-5
2008.75
Focus



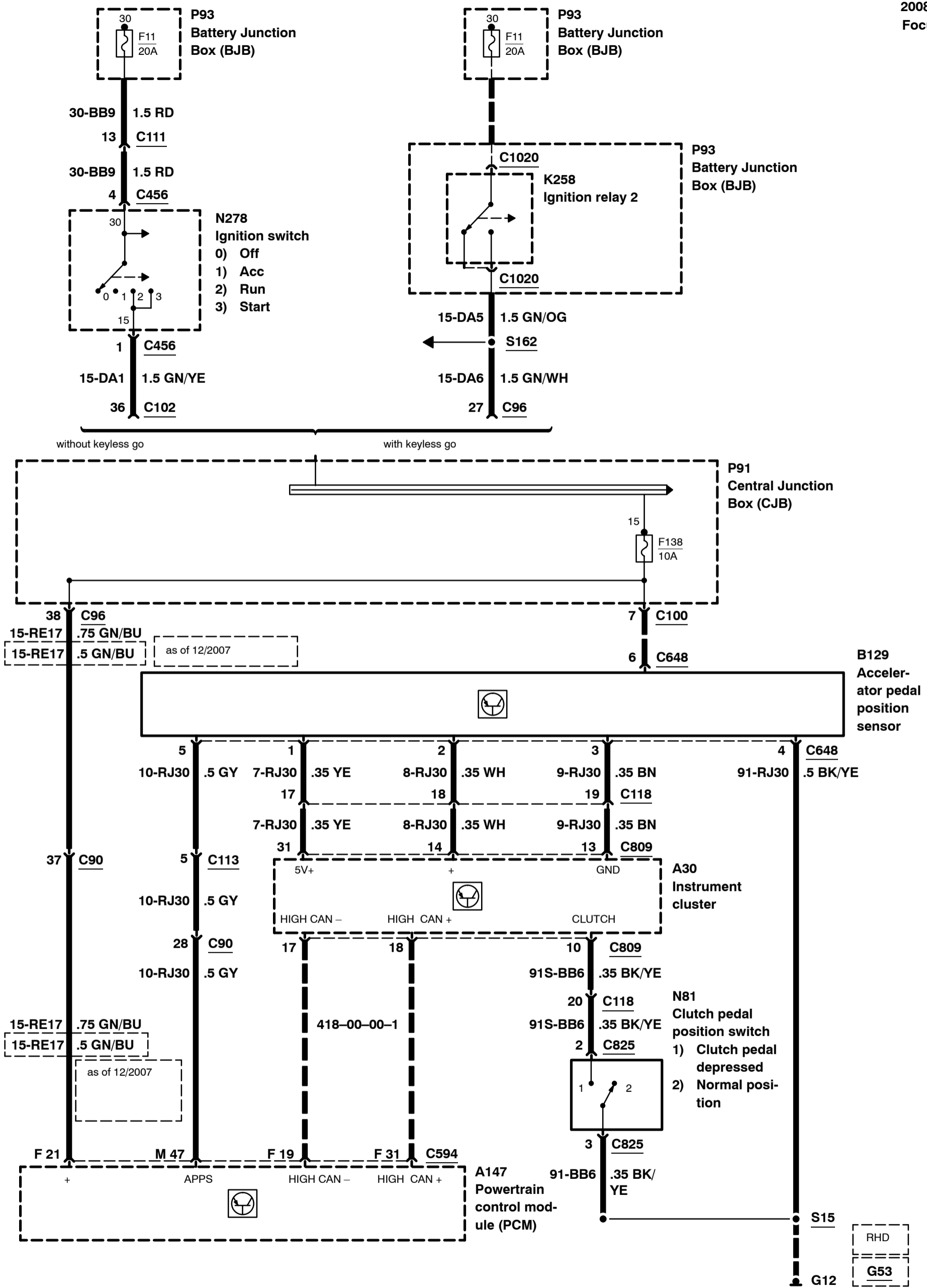
Electronic Engine Controls – 1.6L Duratec–16V Ti–VCT (Sigma)

2008
303-14B-00-6
2008.75
Focus

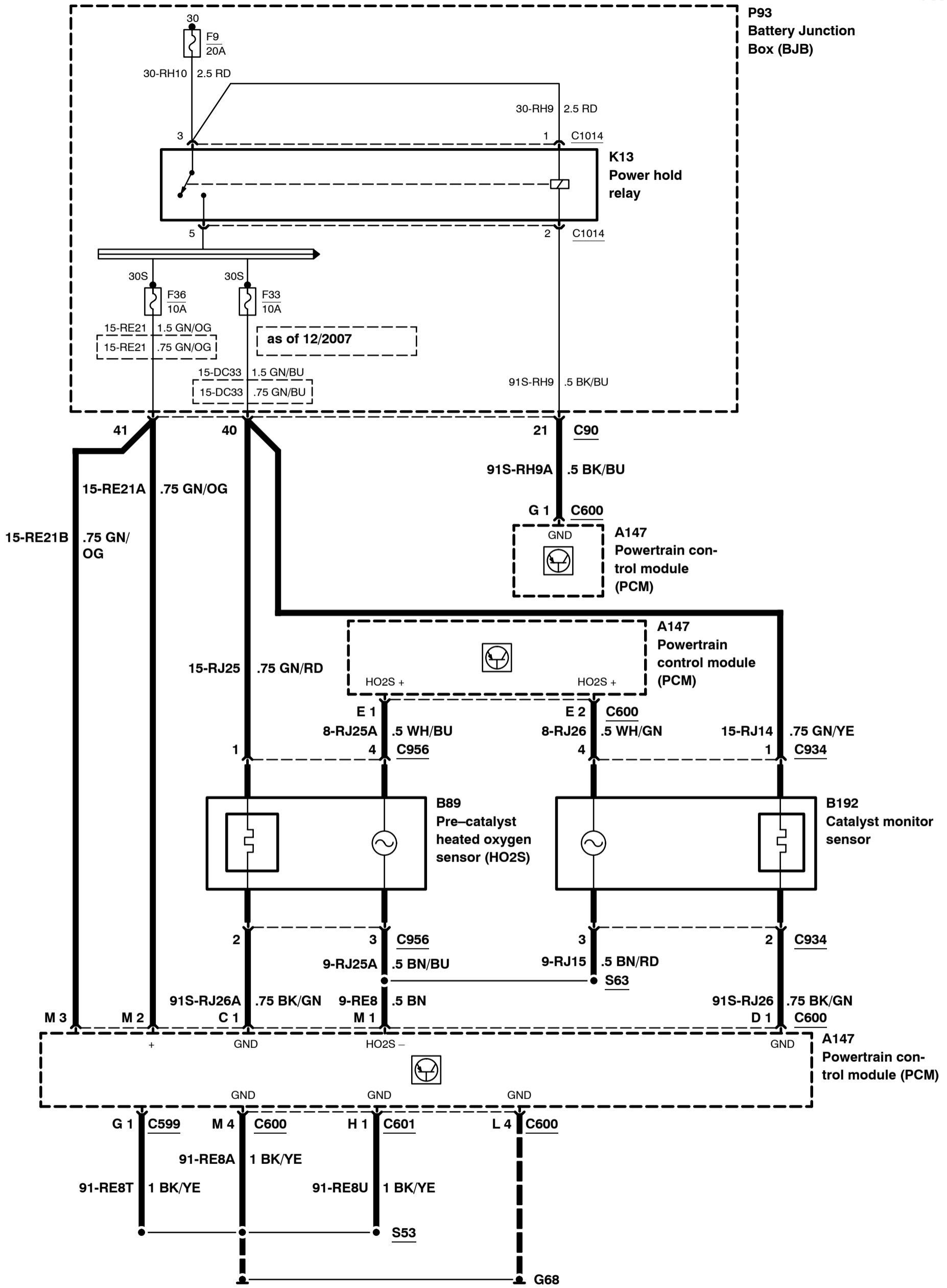


Electronic Engine Controls – 1.6L Duratec–16V Ti–VCT (Sigma)

2008
303-14B-00-7
2008.75
Focus

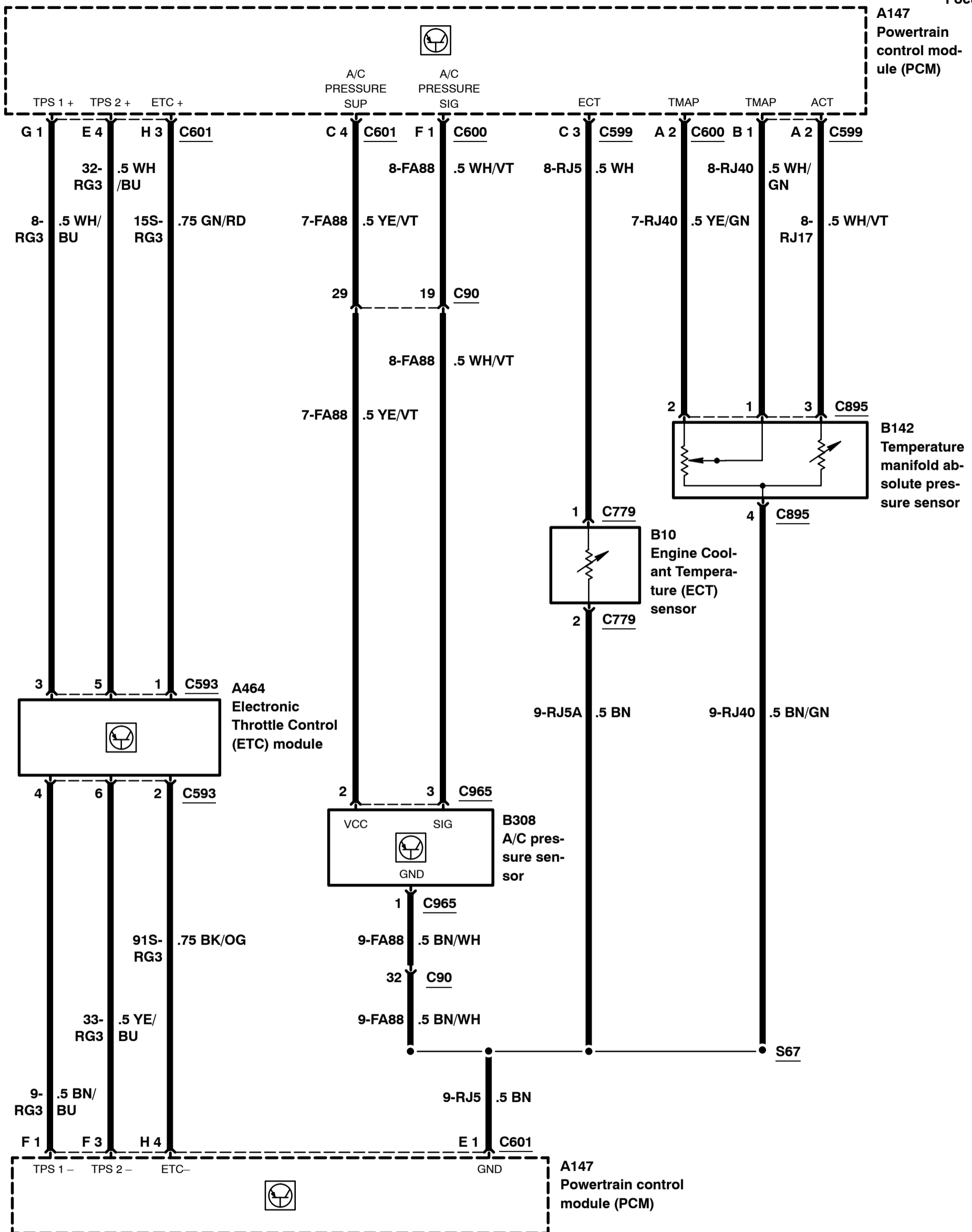


Electronic Engine Controls – 1.8/2.0L Duratec-HE (MI4)



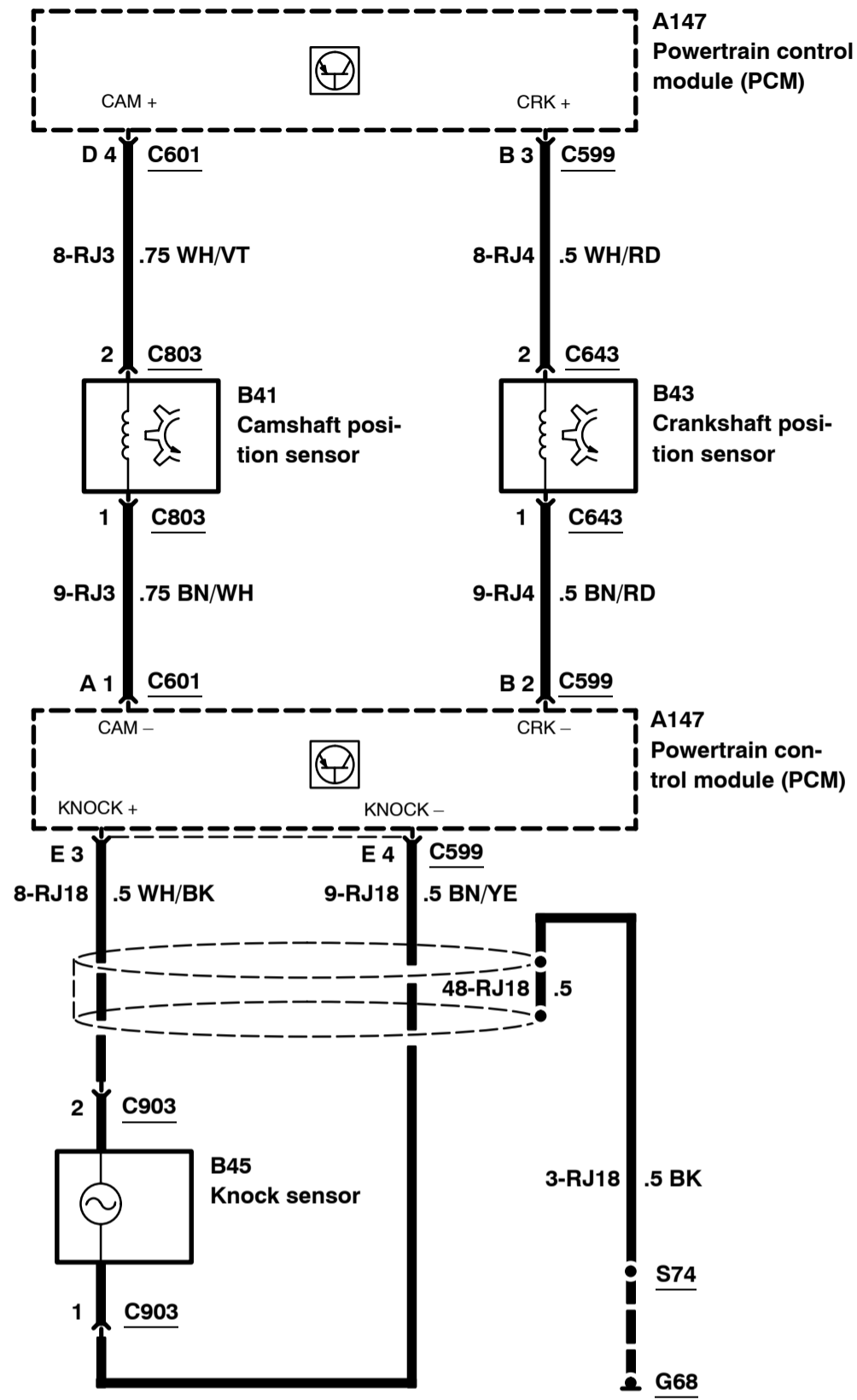
Electronic Engine Controls – 1.8/2.0L Duratec-HE (MI4)

2008
303-14C-00-2
2008.75
Focus



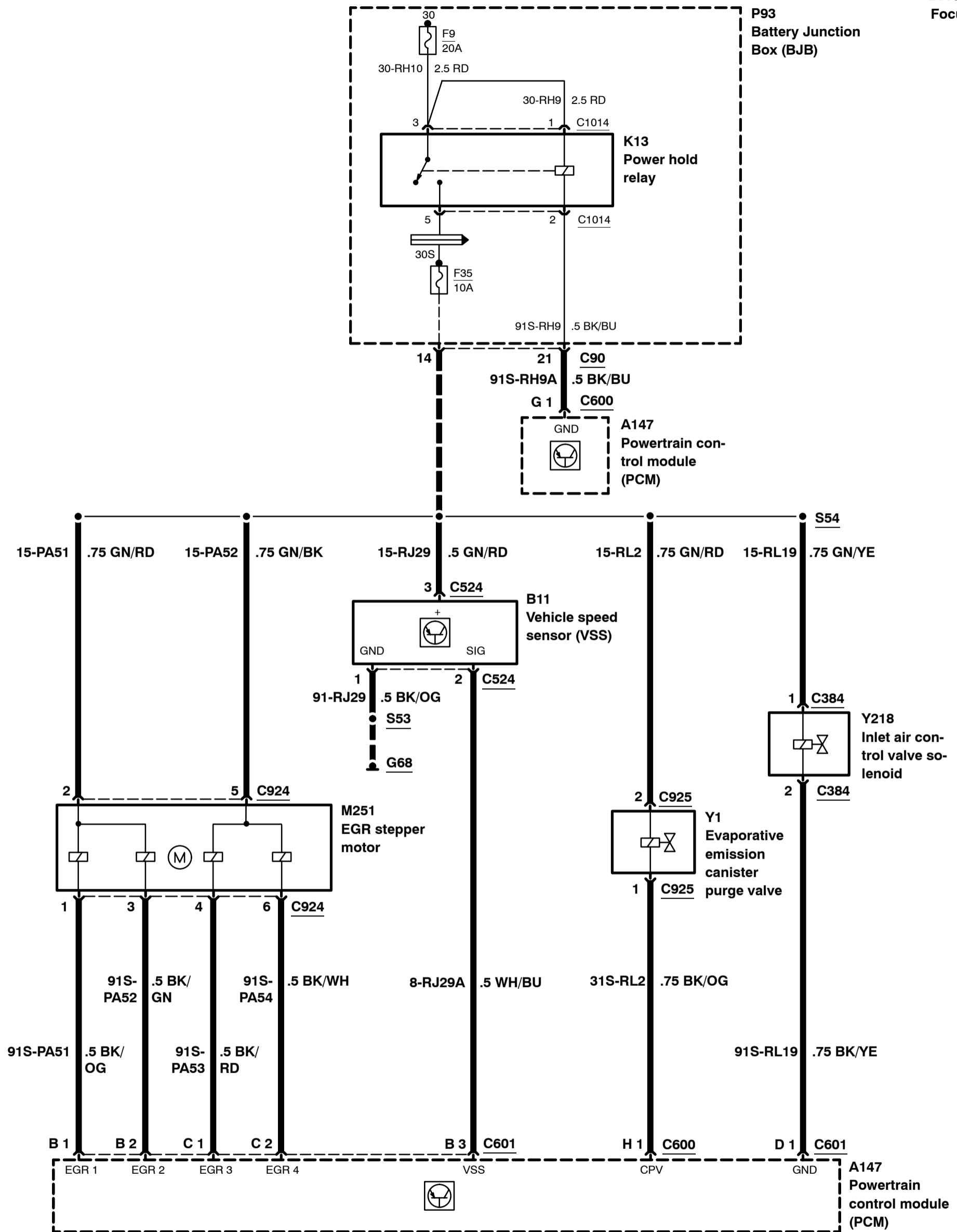
Electronic Engine Controls – 1.8/2.0L Duratec–HE (MI4)

2008
303-14C-00-3
2008.75
Focus



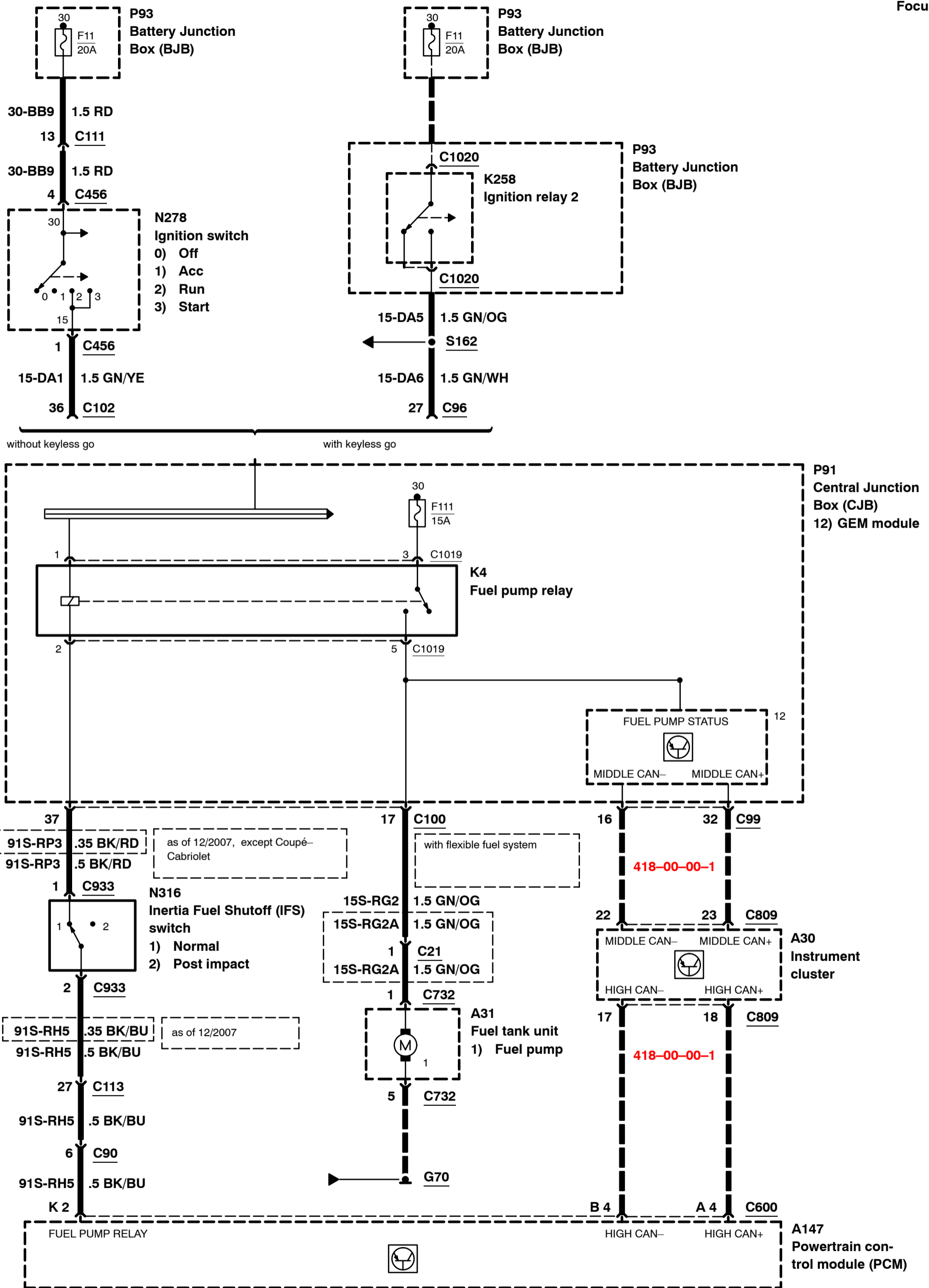
Electronic Engine Controls – 1.8/2.0L Duratec-HE (MI4)

2008
303-14C-00-4
2008.75
Focus



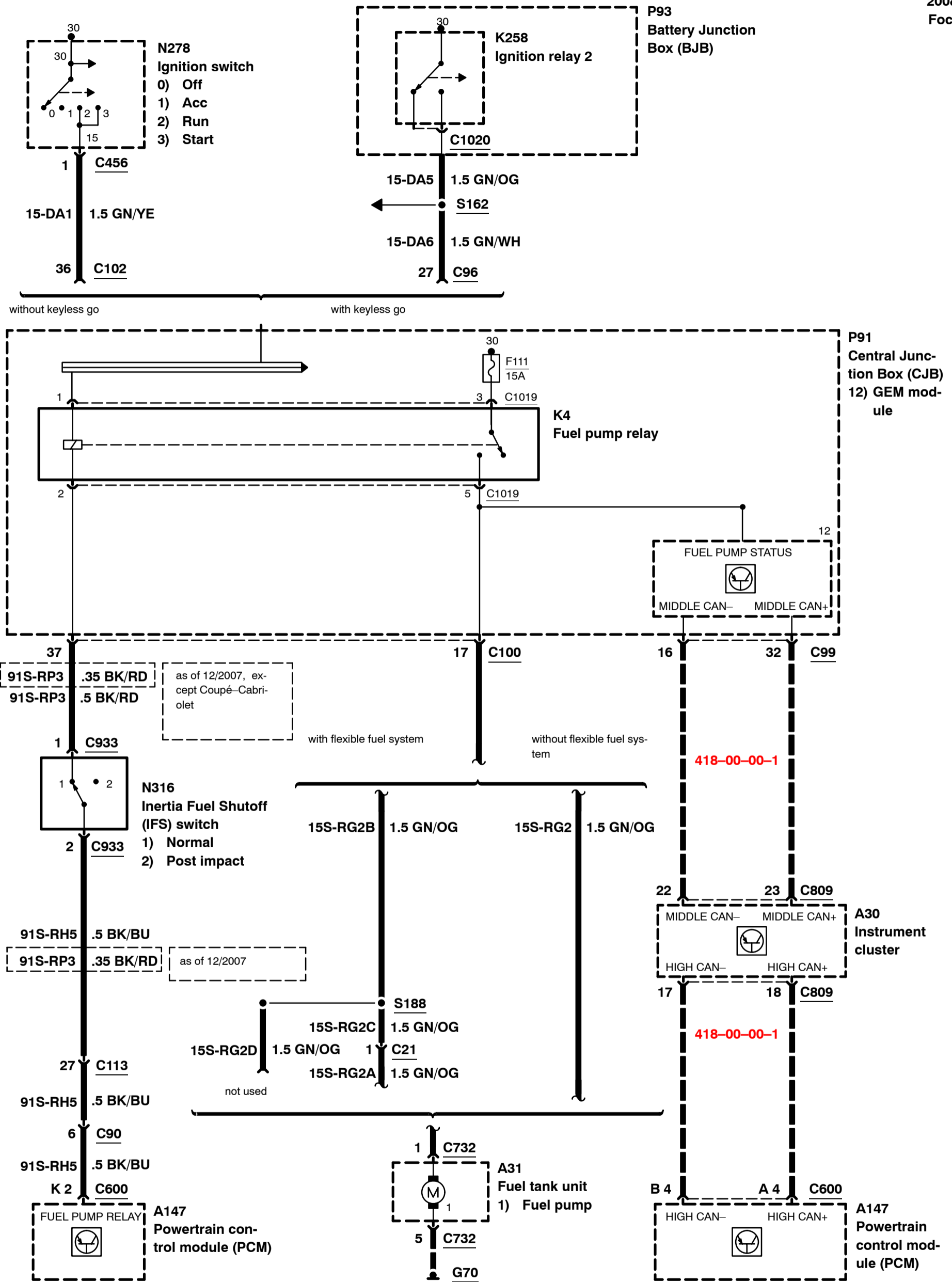
Electronic Engine Controls – 1.8/2.0L Duratec-HE (MI4), LHD

2008
303-14C-00-5
2008.75
Focus



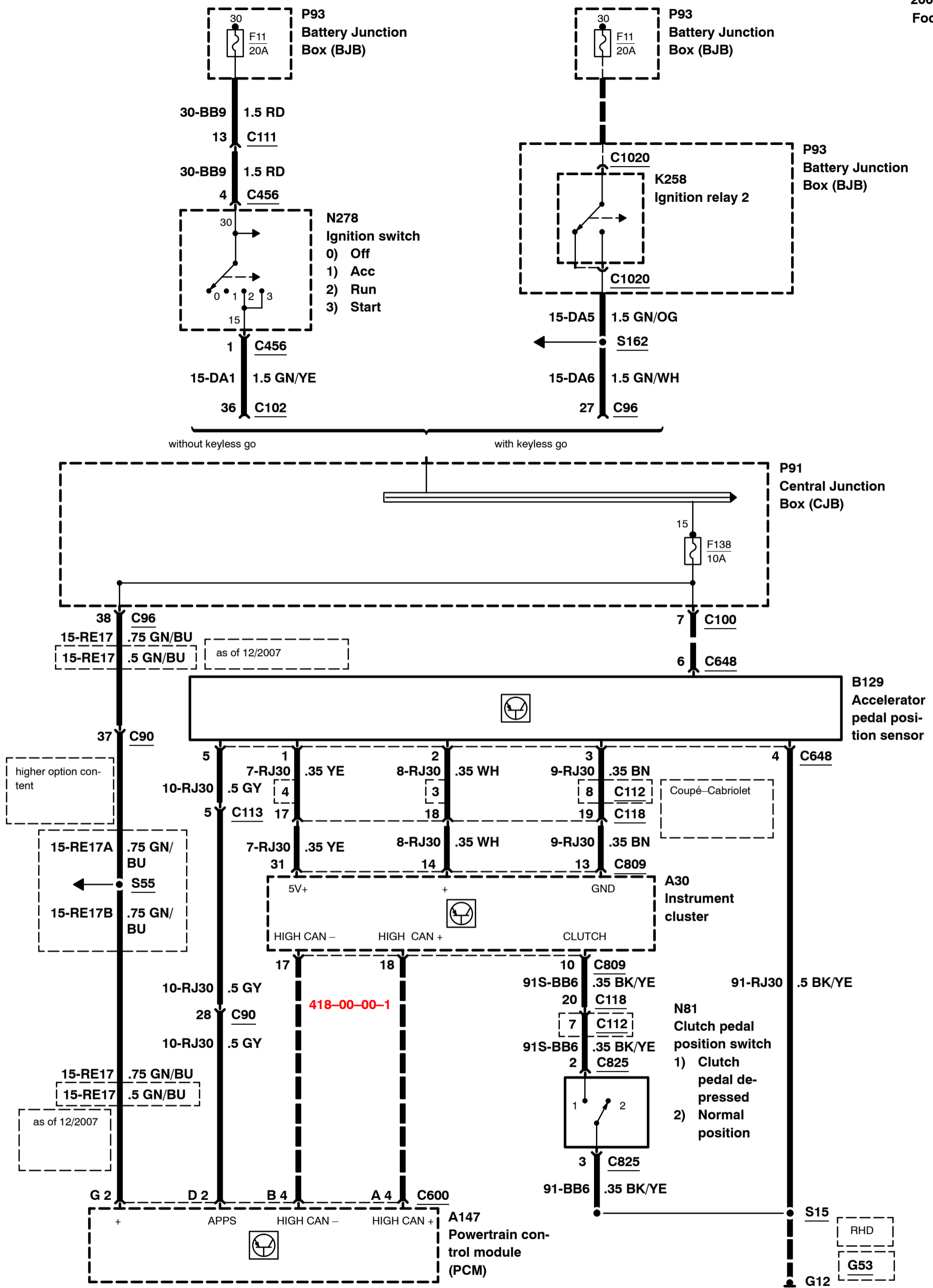
Electronic Engine Controls – 1.8/2.0L Duratec-HE (MI4), RHD

2008
303-14C-00-6
2008.75
Focus



Electronic Engine Controls – 1.8/2.0L Duratec-HE (MI4)

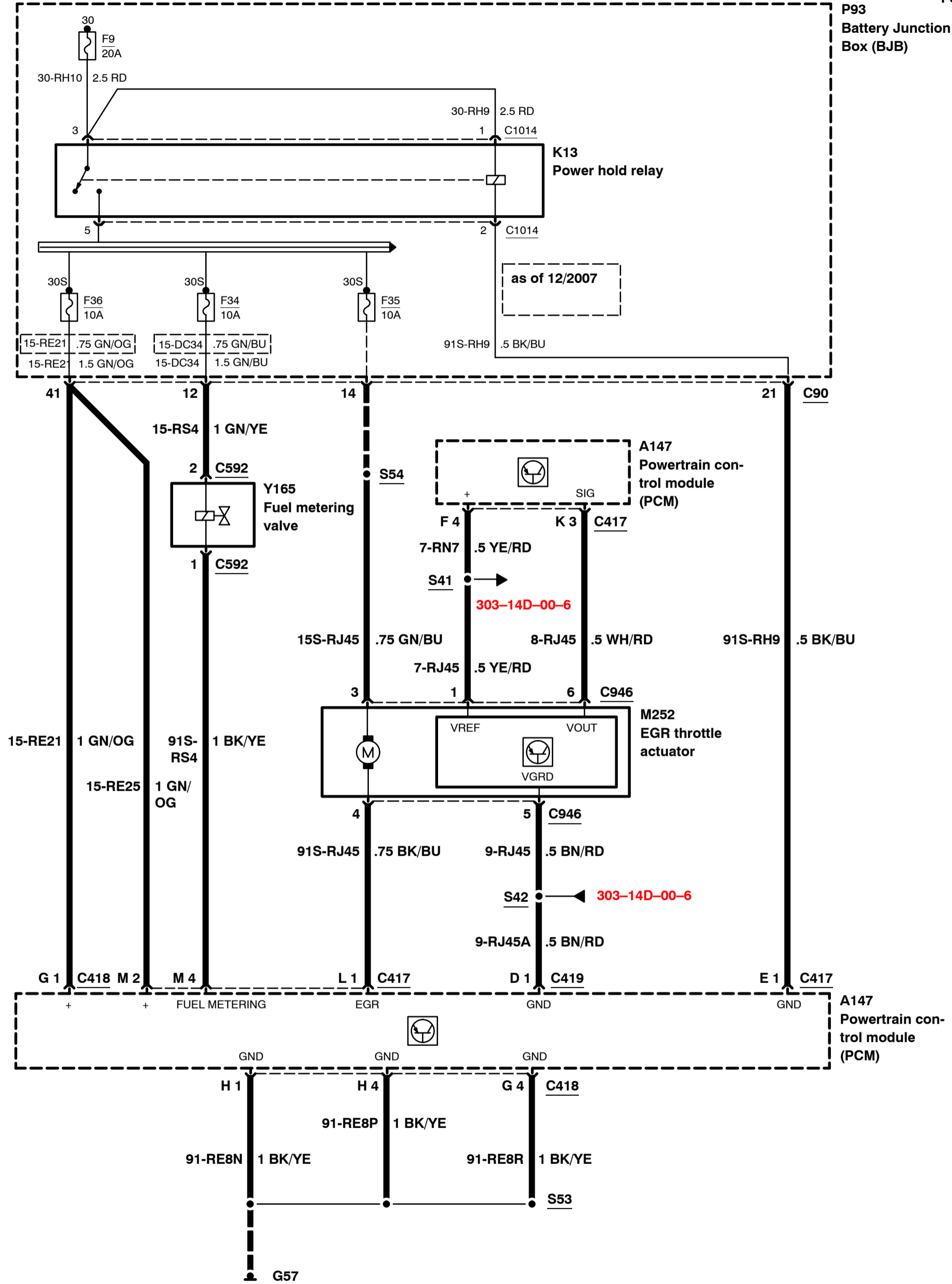
2008
303-14C-00-7
2008.75
Focus



Electronic Engine Controls – 1.6L Duratorq–TDCi (DV) Diesel, with diesel particulate filter

2008
303-14D-00-1
2008.75
Focus

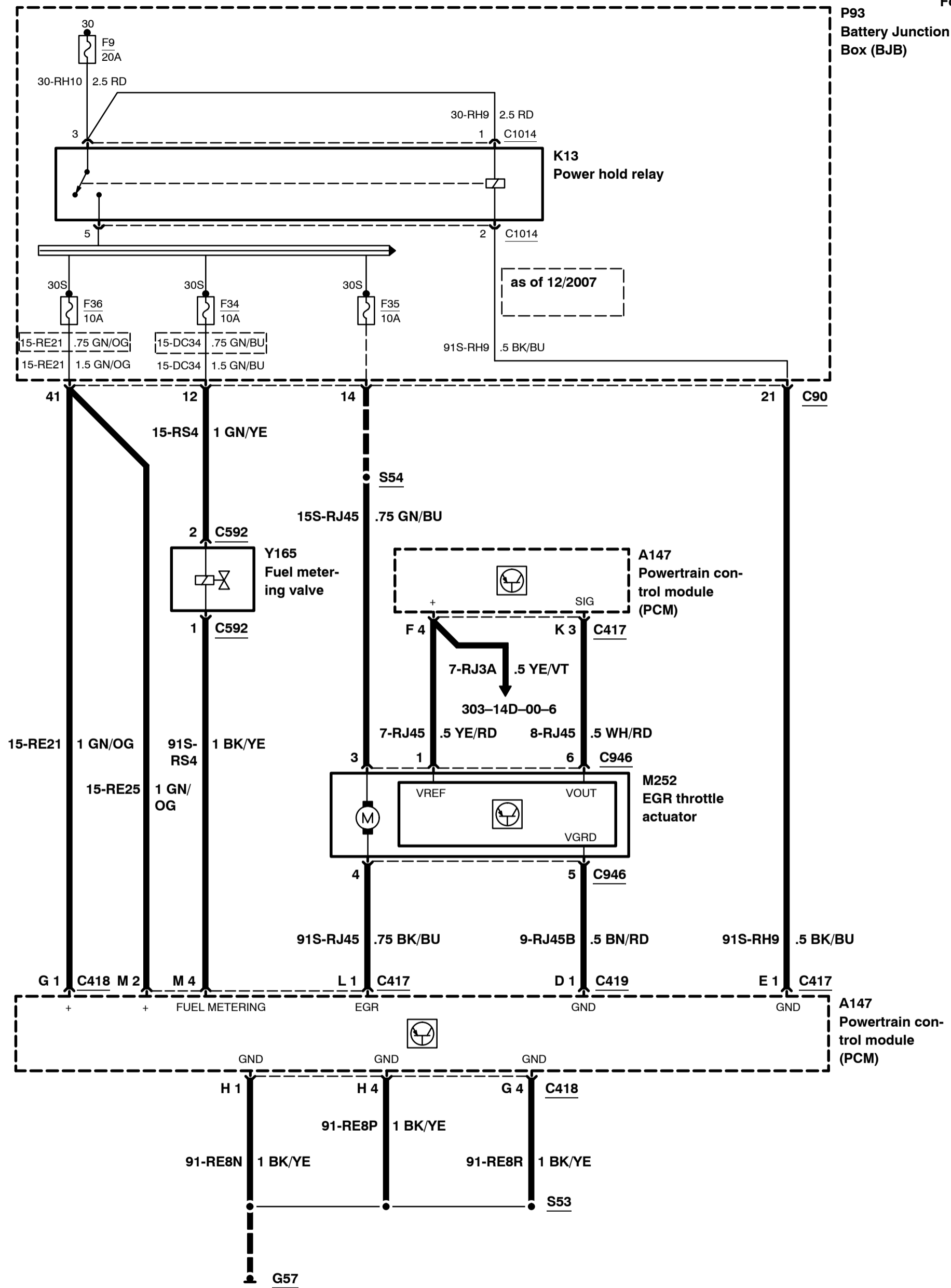
P93
Battery Junction
Box (BJB)



Electronic Engine Controls – 1.6L Duratorq–TDCi (DV) Diesel, without diesel particulate filter

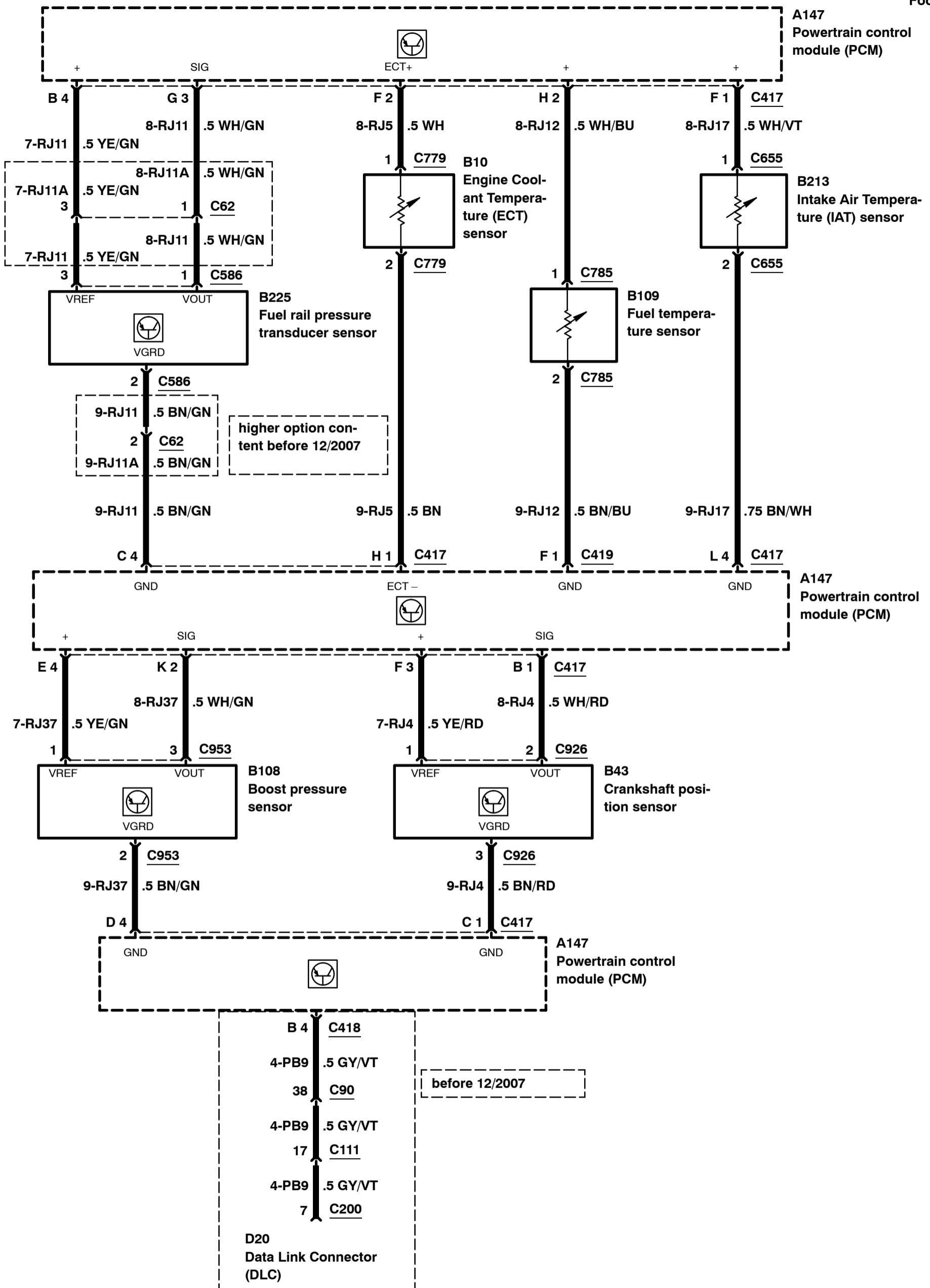
2008
303-14D-00-2
2008.75
Focus

P93
Battery Junction
Box (BJB)



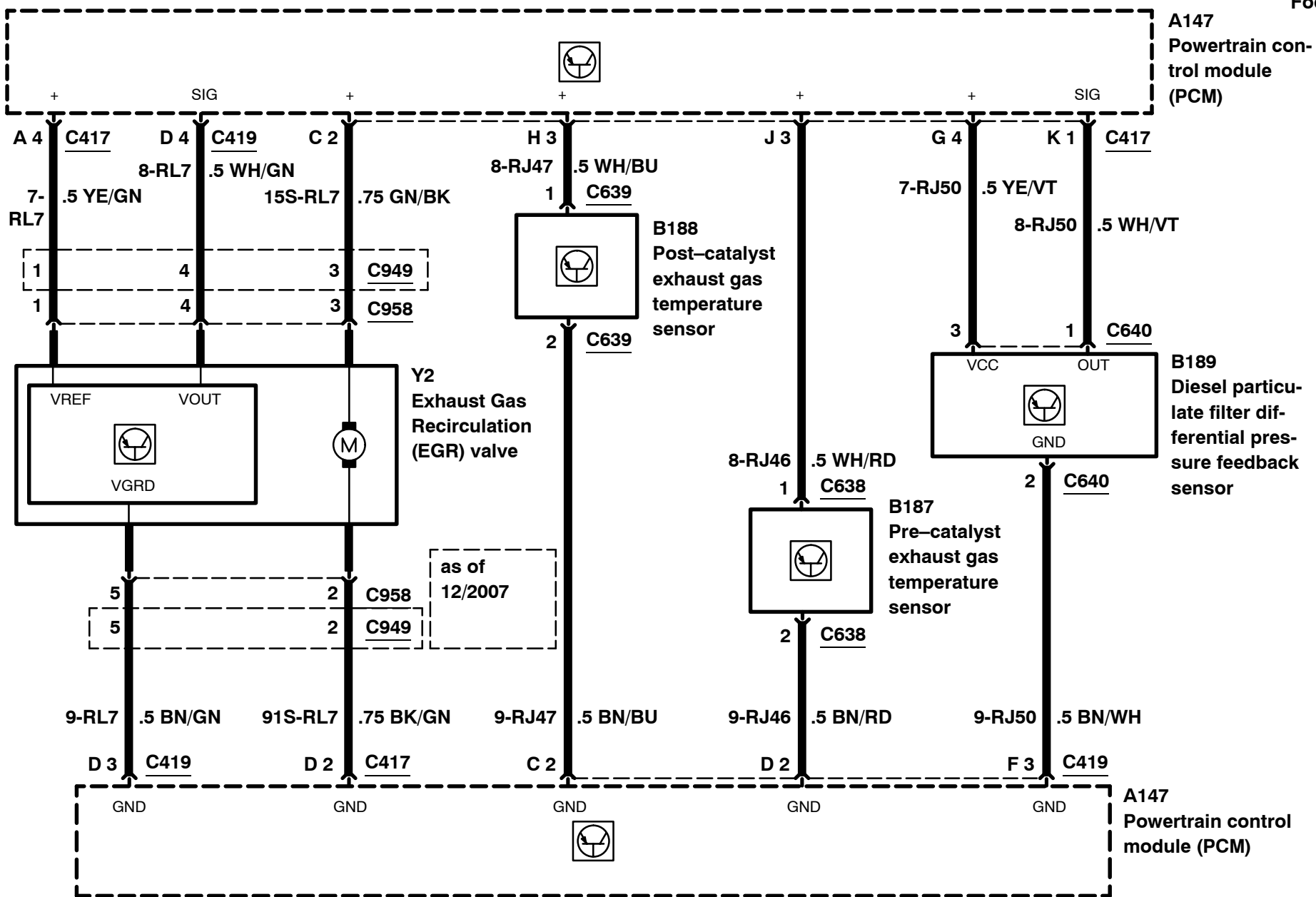
Electronic Engine Controls – 1.6L Duratorq–TDCi (DV) Diesel

2008
303-14D-00-3
2008.75
Focus



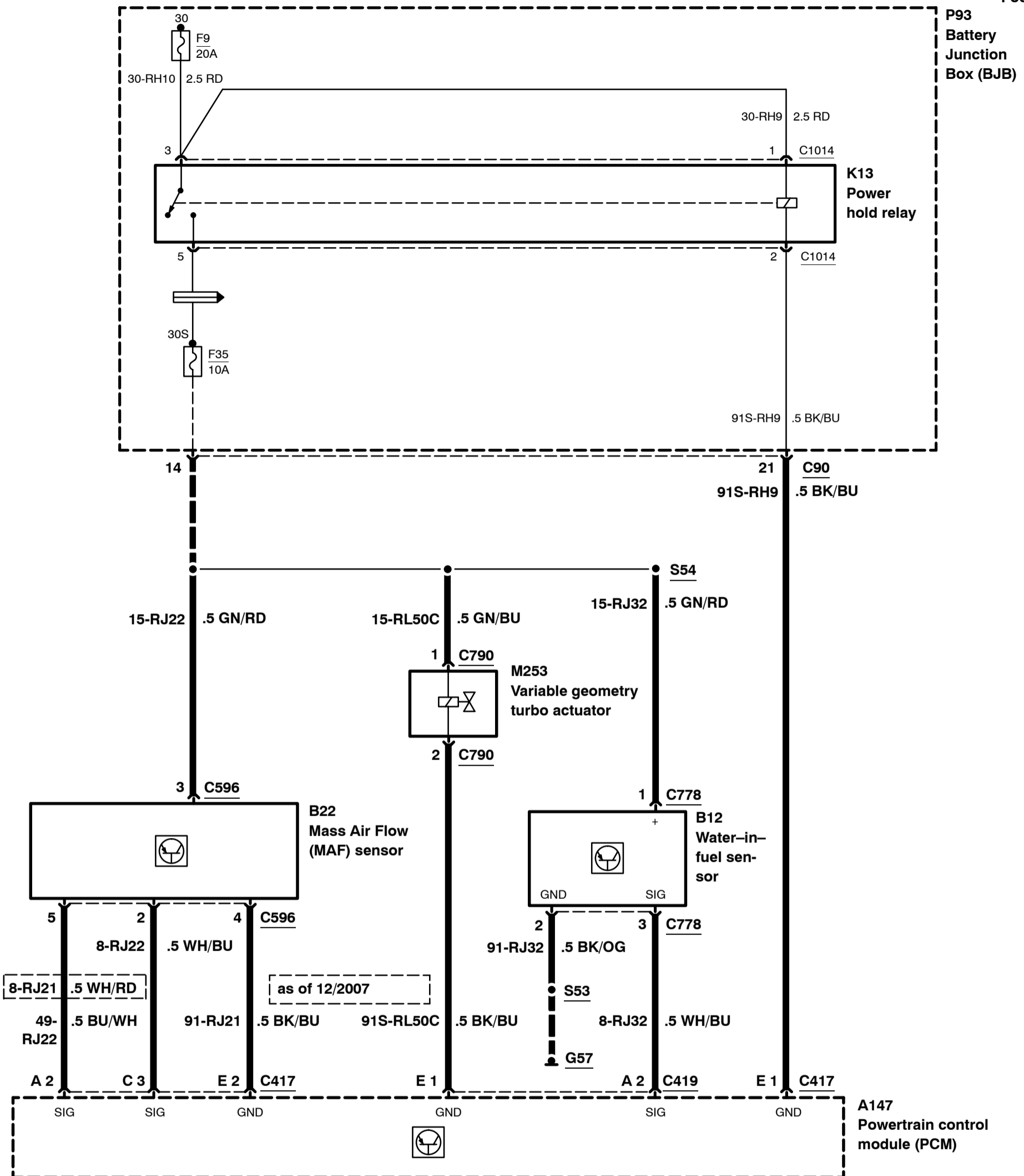
Electronic Engine Controls – 1.6L Duratorq–TDCi (DV) Diesel

2008
303-14D-00-4
2008.75
Focus



Electronic Engine Controls – 1.6L Duratorq–TDCi (DV) Diesel

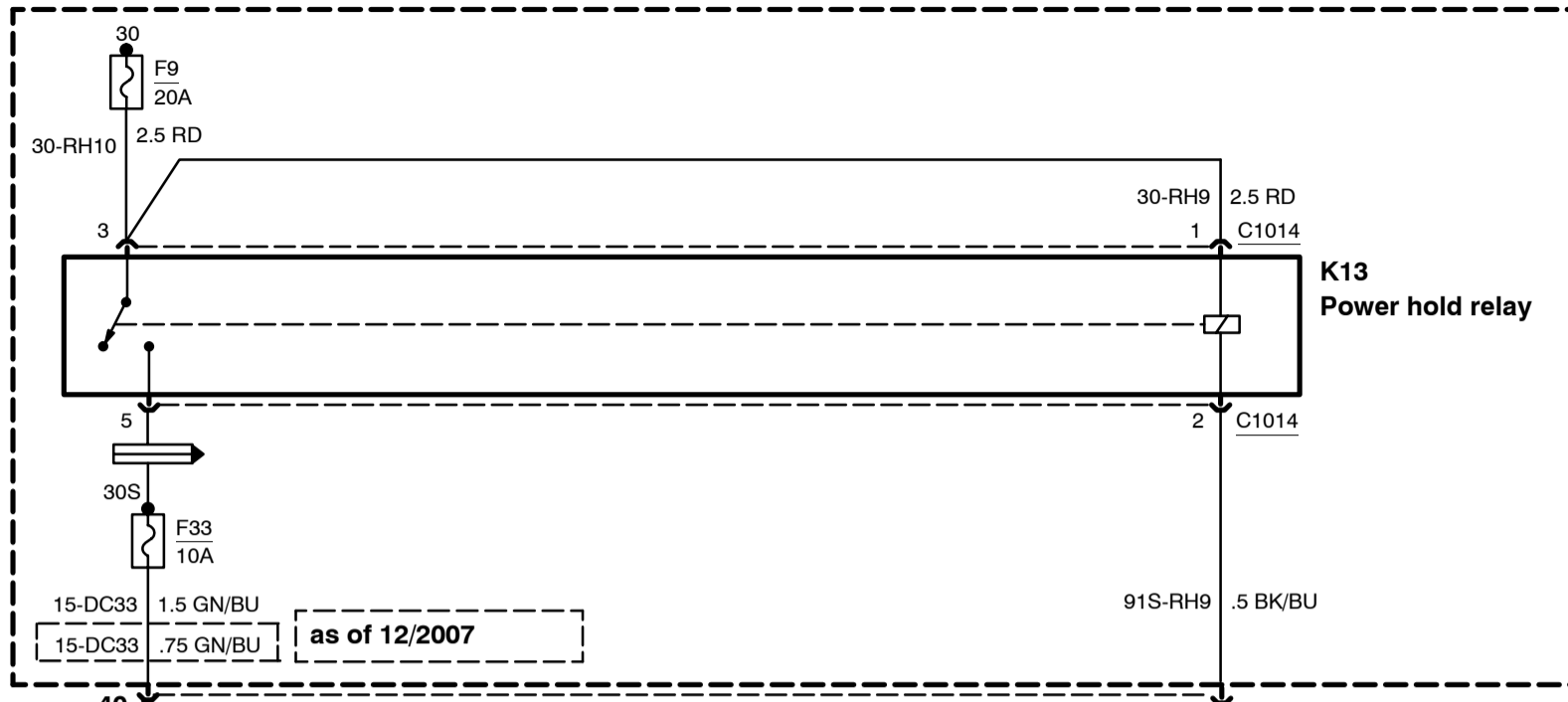
2008
303-14D-00-5
2008.75
Focus



Electronic Engine Controls – 1.6L Duratorq–TDCi (DV) Diesel

2008
303-14D-00-6
2008.75
Focus

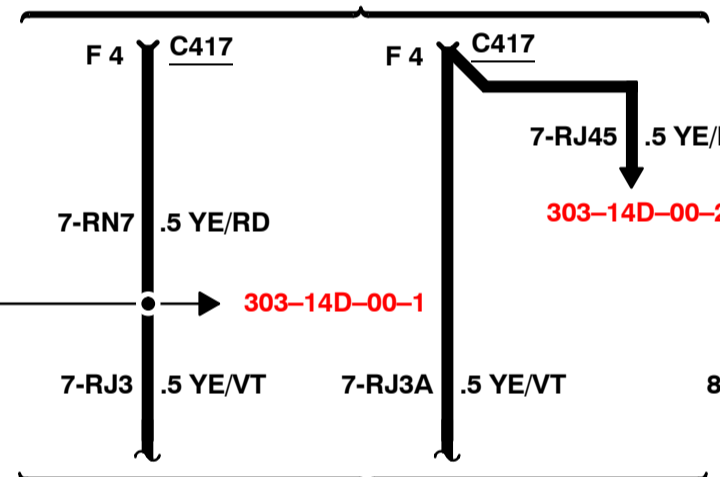
P93
Battery Junction
Box (BJB)



A147
Powertrain control
module (PCM)



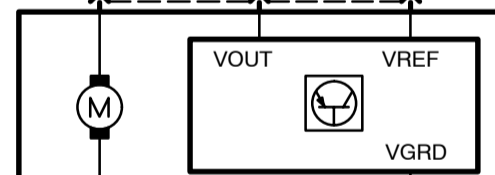
with diesel particulate filter F 4 without diesel particulate filter



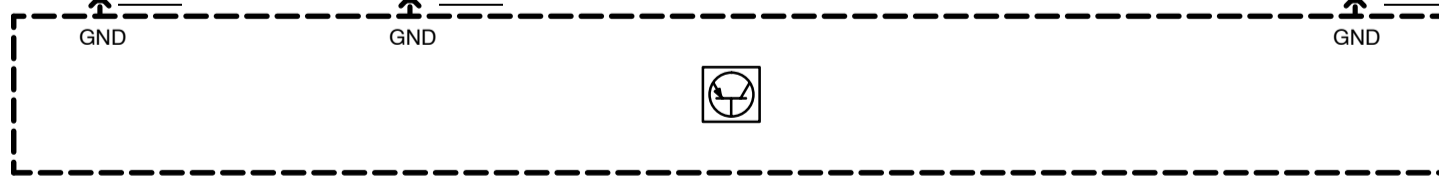
B41
Camshaft position
sensor



M163
Intercooler outlet
motor

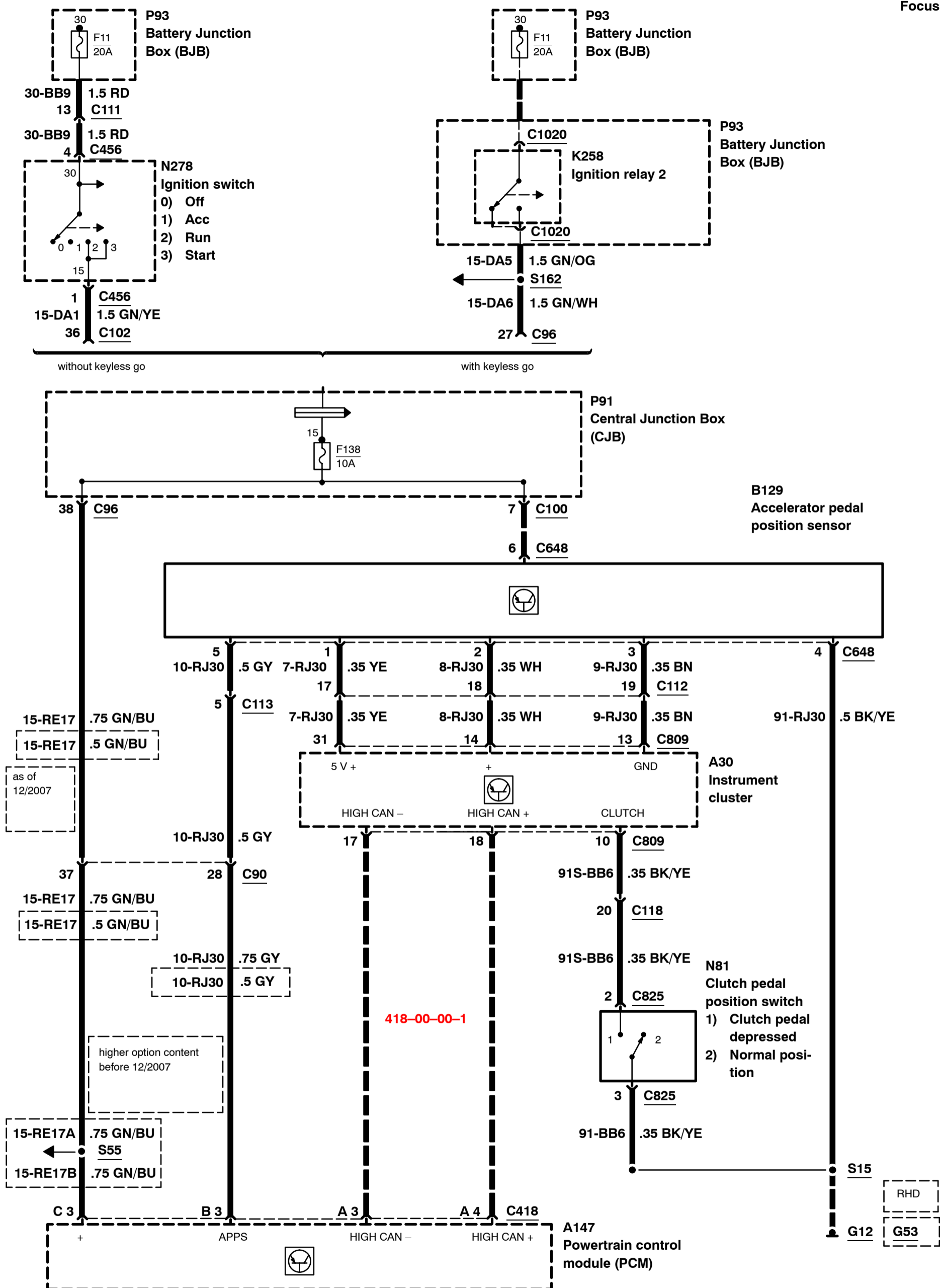


A147
Powertrain control
module (PCM)



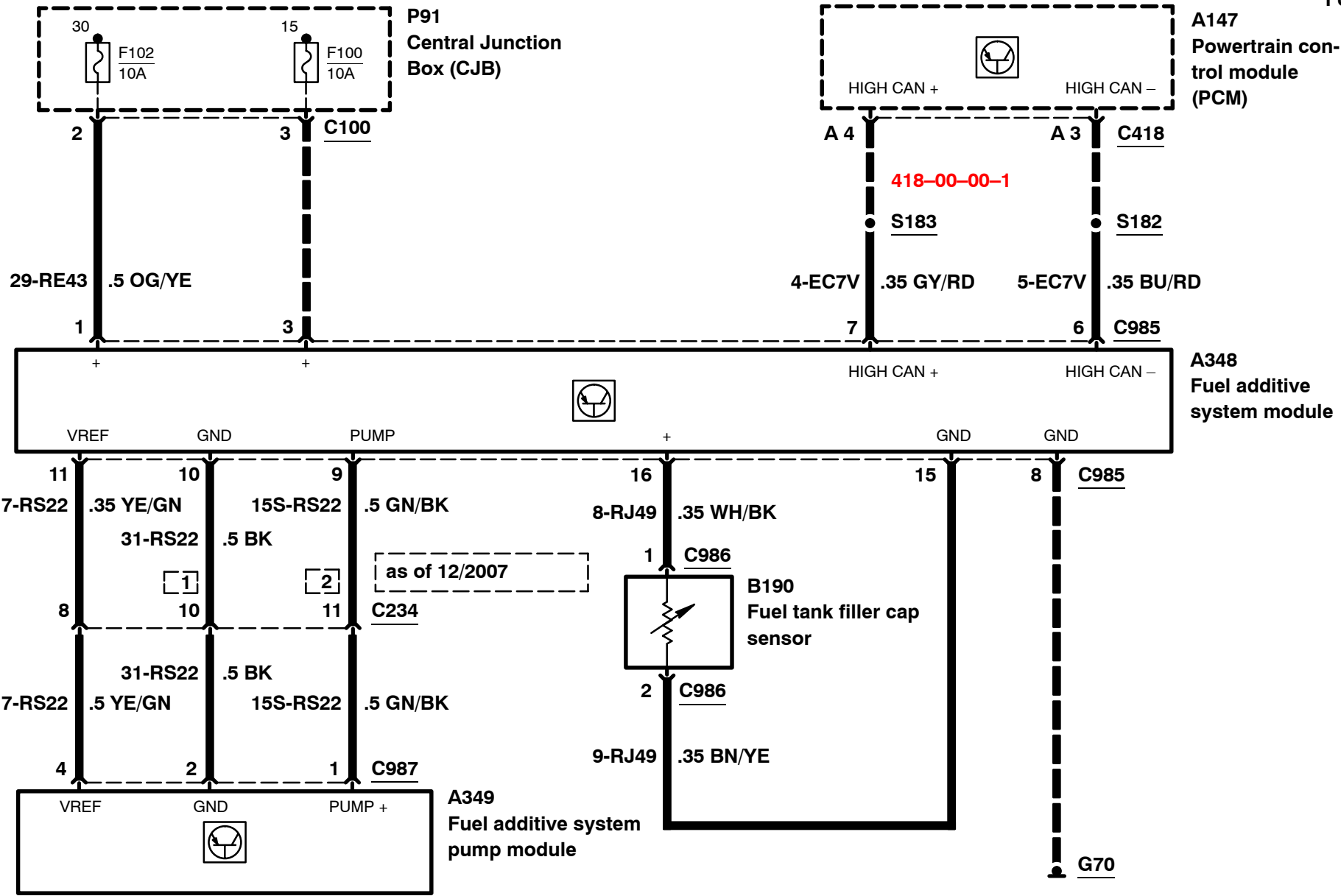
Electronic Engine Controls – 1.6L Duratorq–TDCi (DV) Diesel

2008
303-14D-00-7
2008.75
Focus



2008
303-14D-00-8
2008.75
Focus

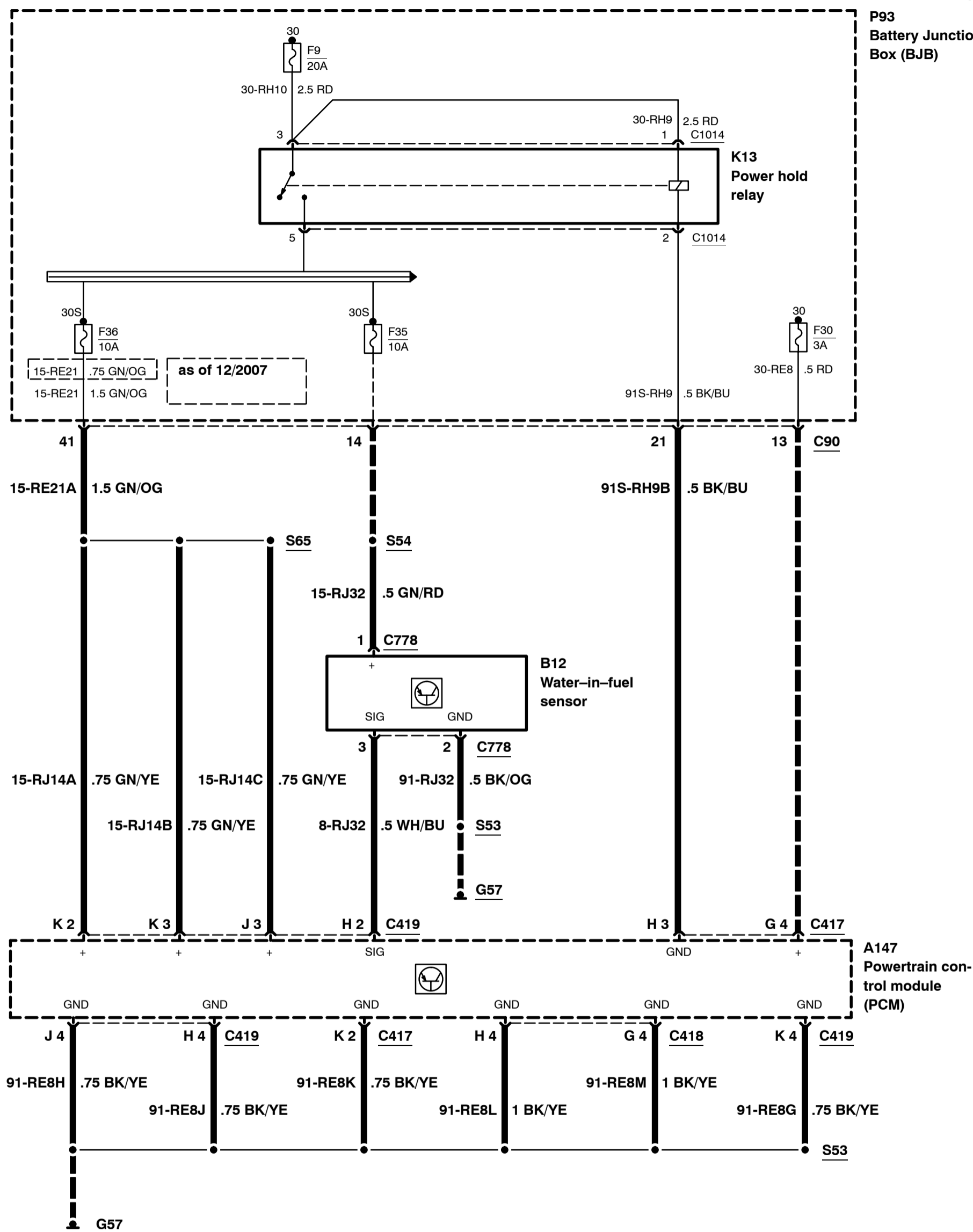
Electronic Engine Controls – 1.6L Duratorq–TDCi (DV) Diesel



2008
303-14E-00-1
2008.75
Focus

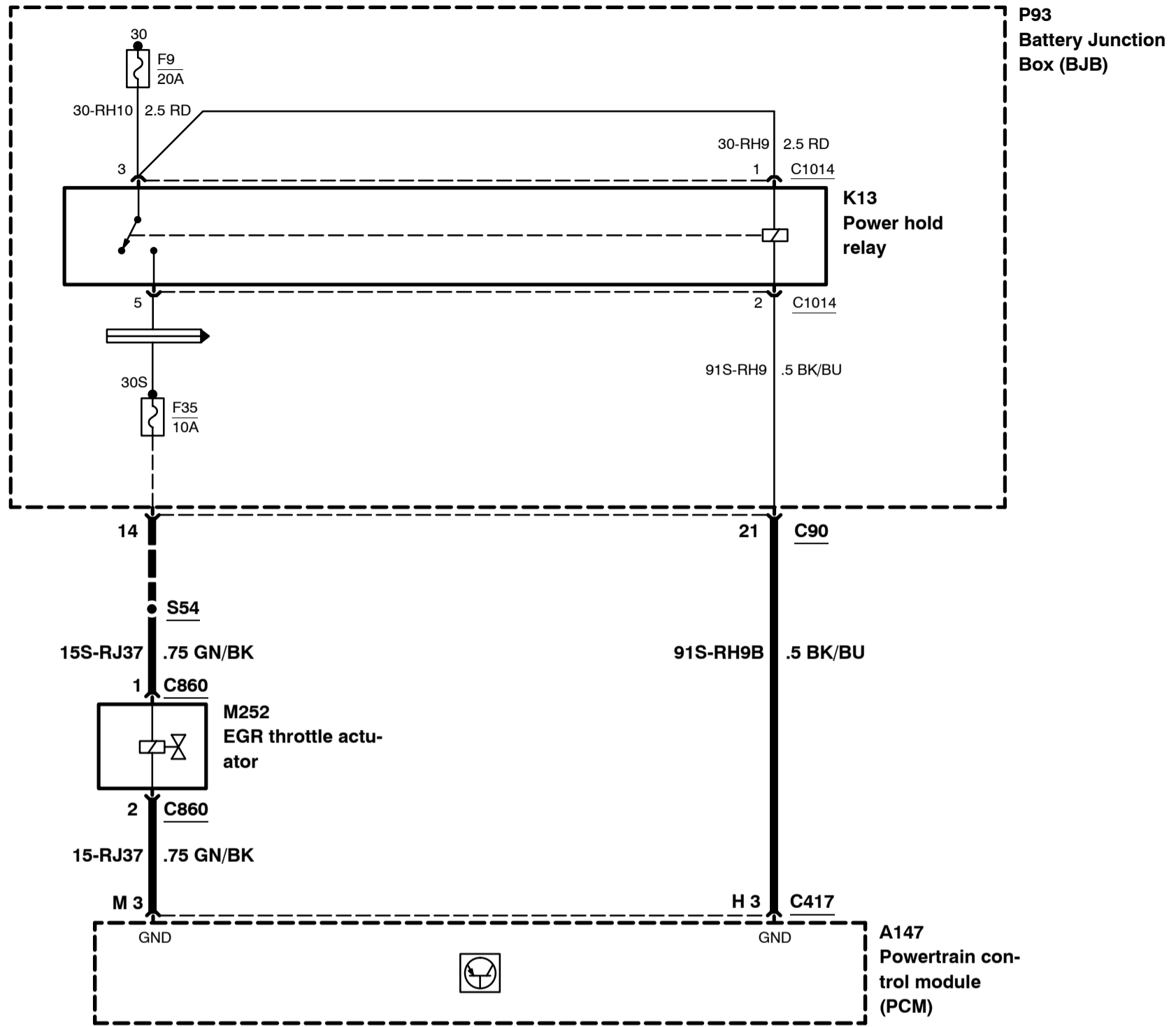
Electronic Engine Controls – 2.0L Duratorq–TDCi (DW) Diesel, without coated diesel particulate filter

P93
Battery Junction
Box (BJB)



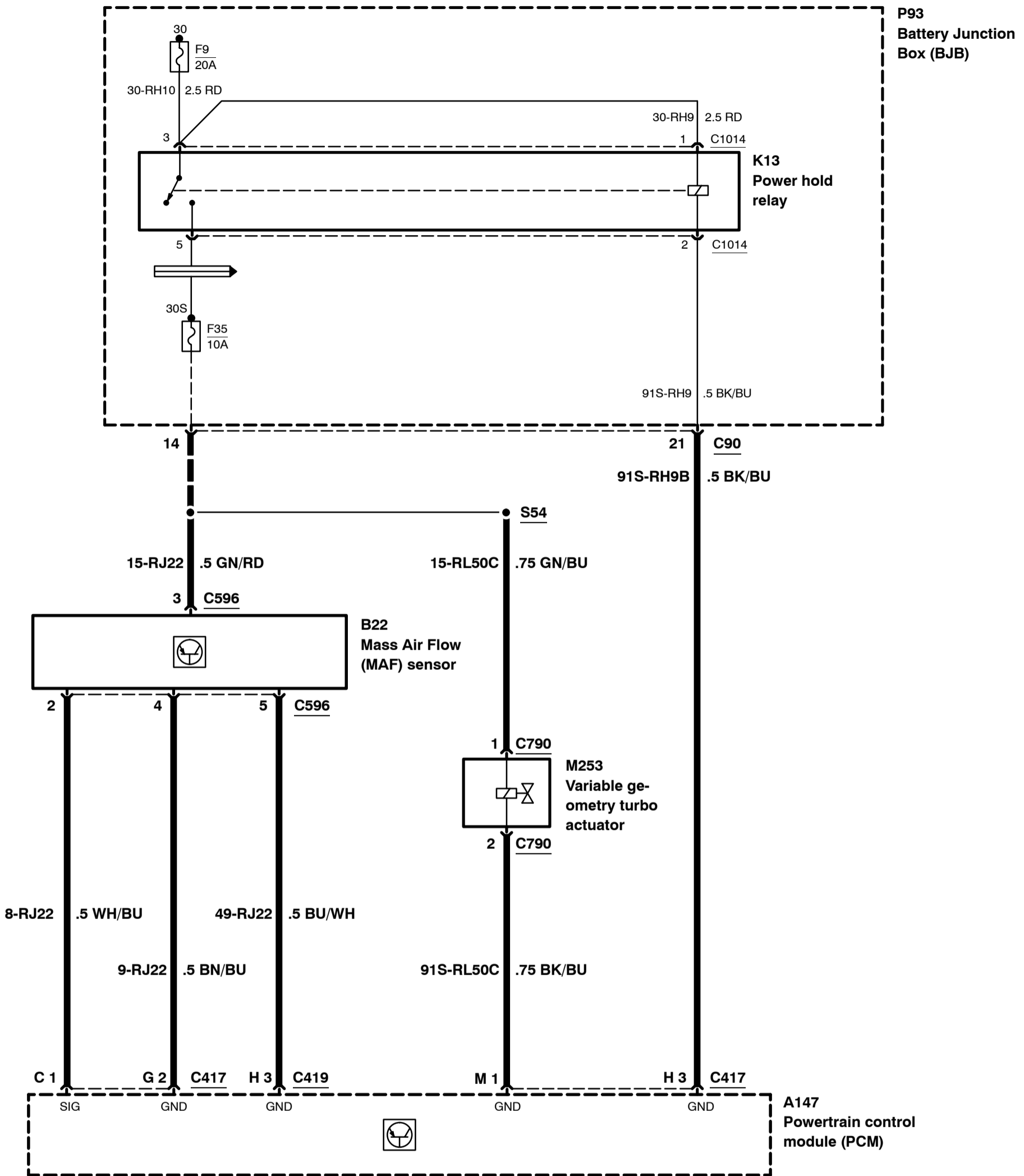
Electronic Engine Controls – 2.0L Duratorq–TDCi (DW) Diesel, without coated diesel particulate filter

2008
303-14E-00-2
2008.75
Focus



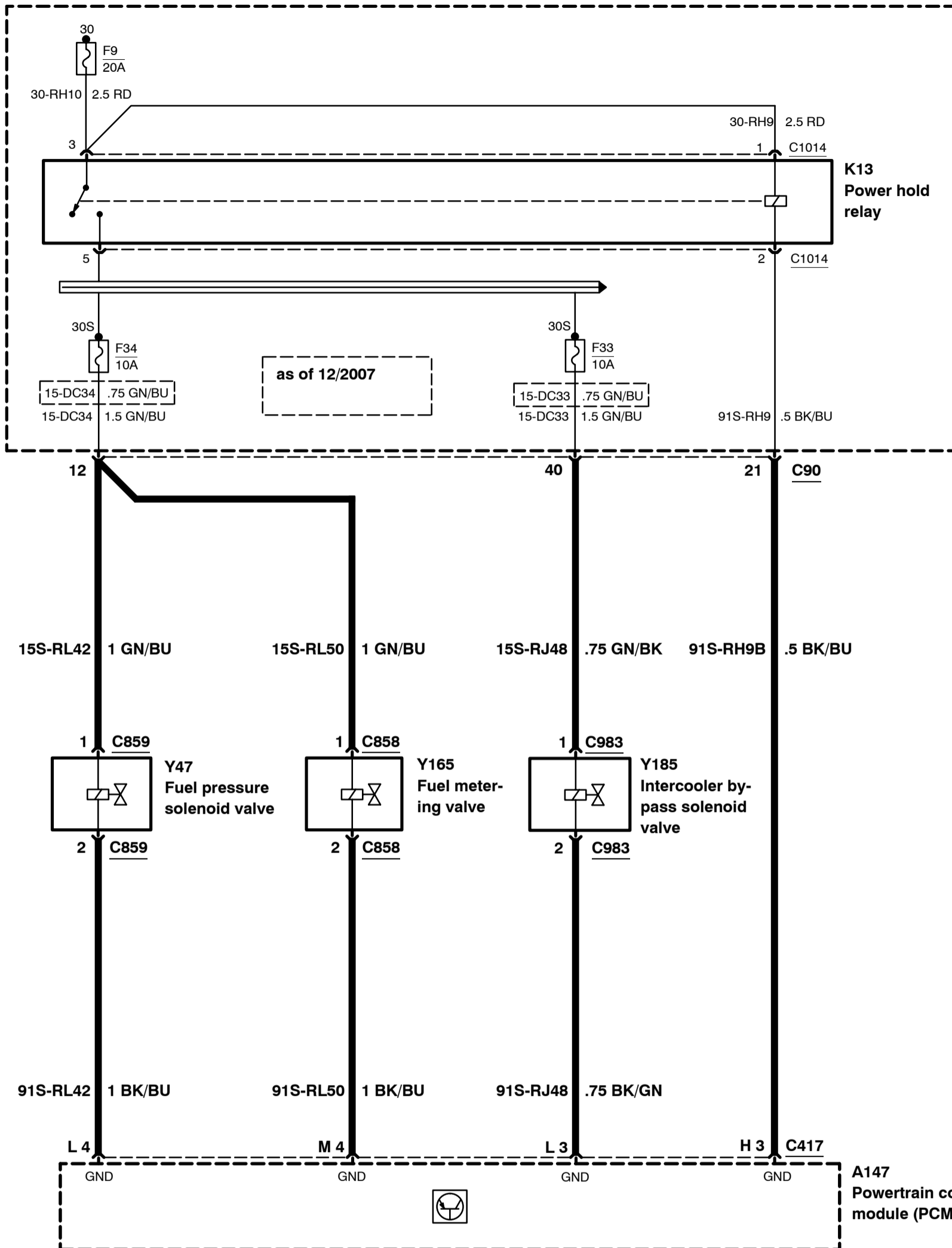
Electronic Engine Controls – 2.0L Duratorq–TDCi (DW) Diesel, without coated diesel particulate filter

2008
303-14E-00-3
2008.75
Focus



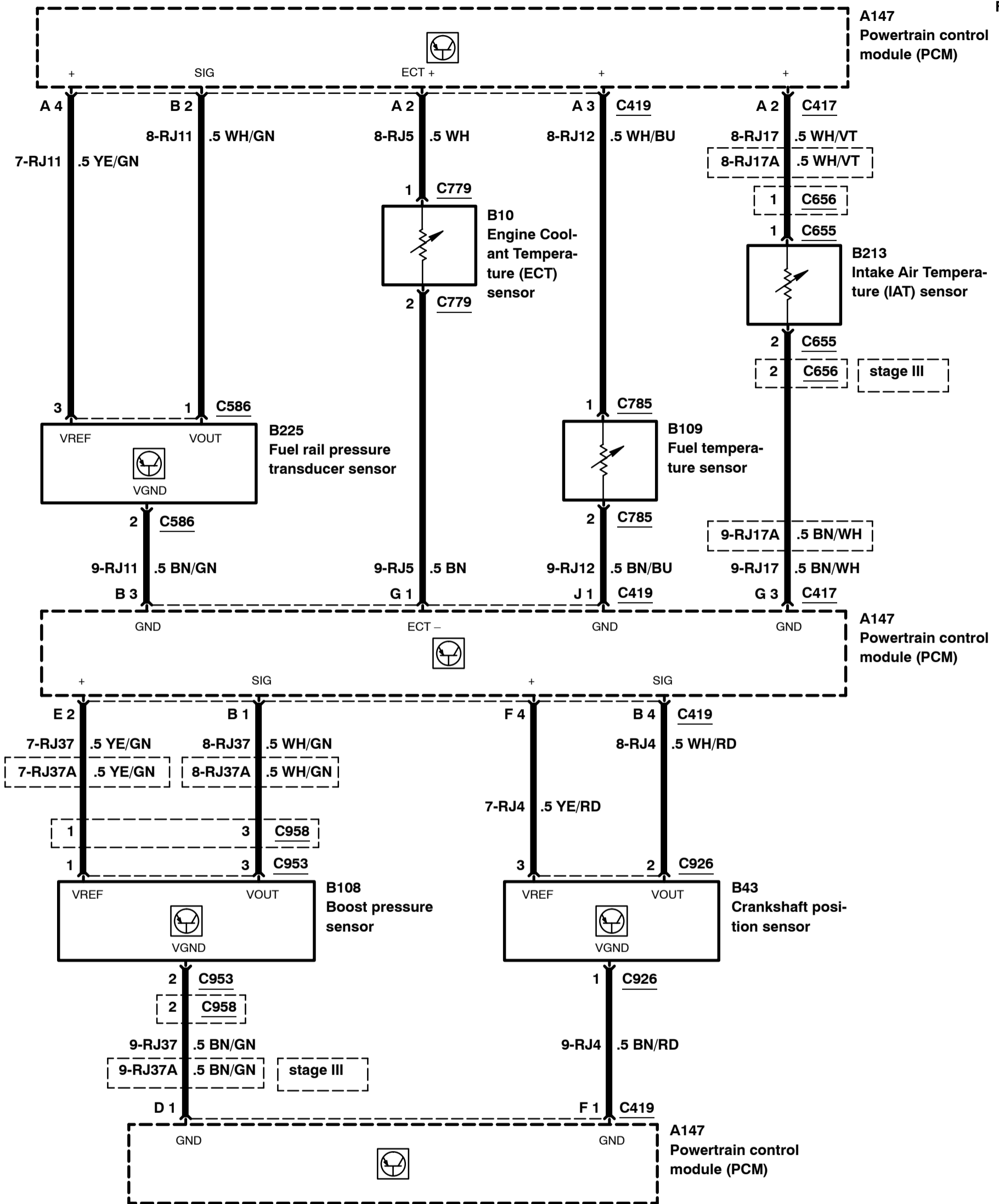
Electronic Engine Controls – 2.0L Duratorq–TDCi (DW) Diesel, without coated diesel particulate filter

2008
303-14E-00-4
2008.75
Focus



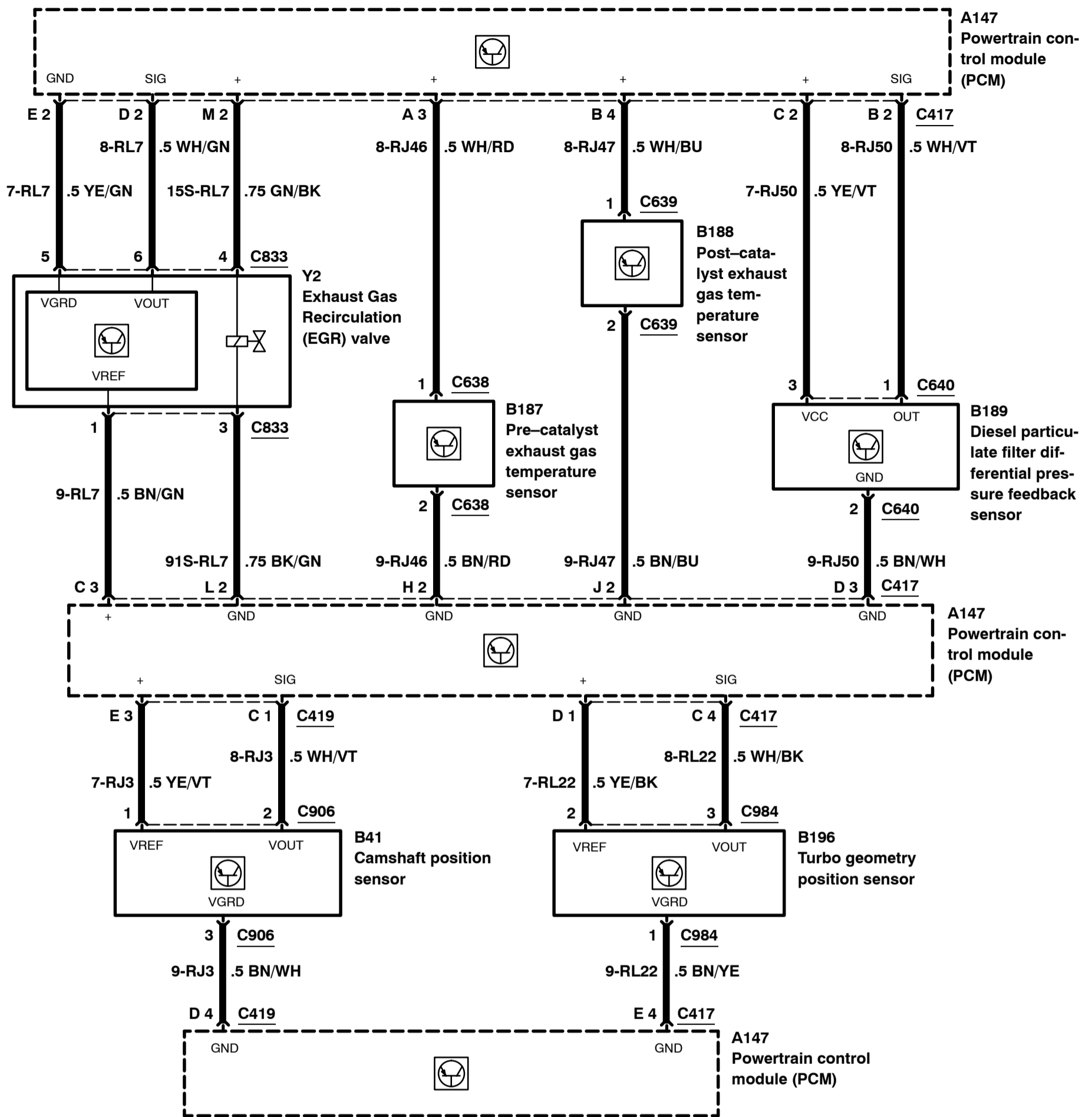
Electronic Engine Controls – 2.0L Duratorq–TDCi (DW) Diesel, without coated diesel particulate filter

2008
303-14E-00-5
2008.75
Focus

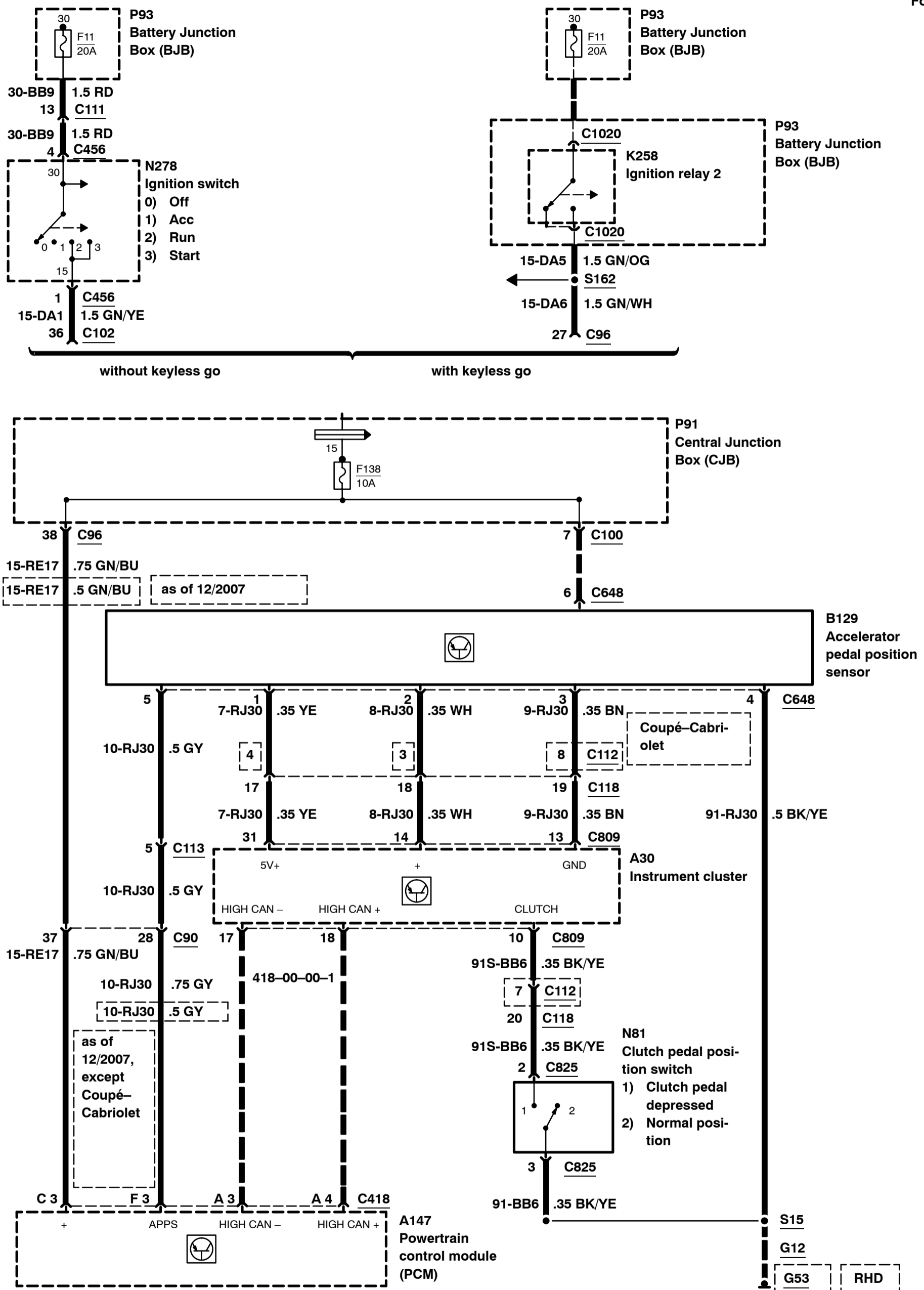


Electronic Engine Controls – 2.0L Duratorq–TDCi (DW) Diesel, without coated diesel particulate filter

2008
303-14E-00-6
2008.75
Focus



Electronic Engine Controls – 2.0L Duratorq–TDCi (DW) Diesel, without coated diesel particulate filter



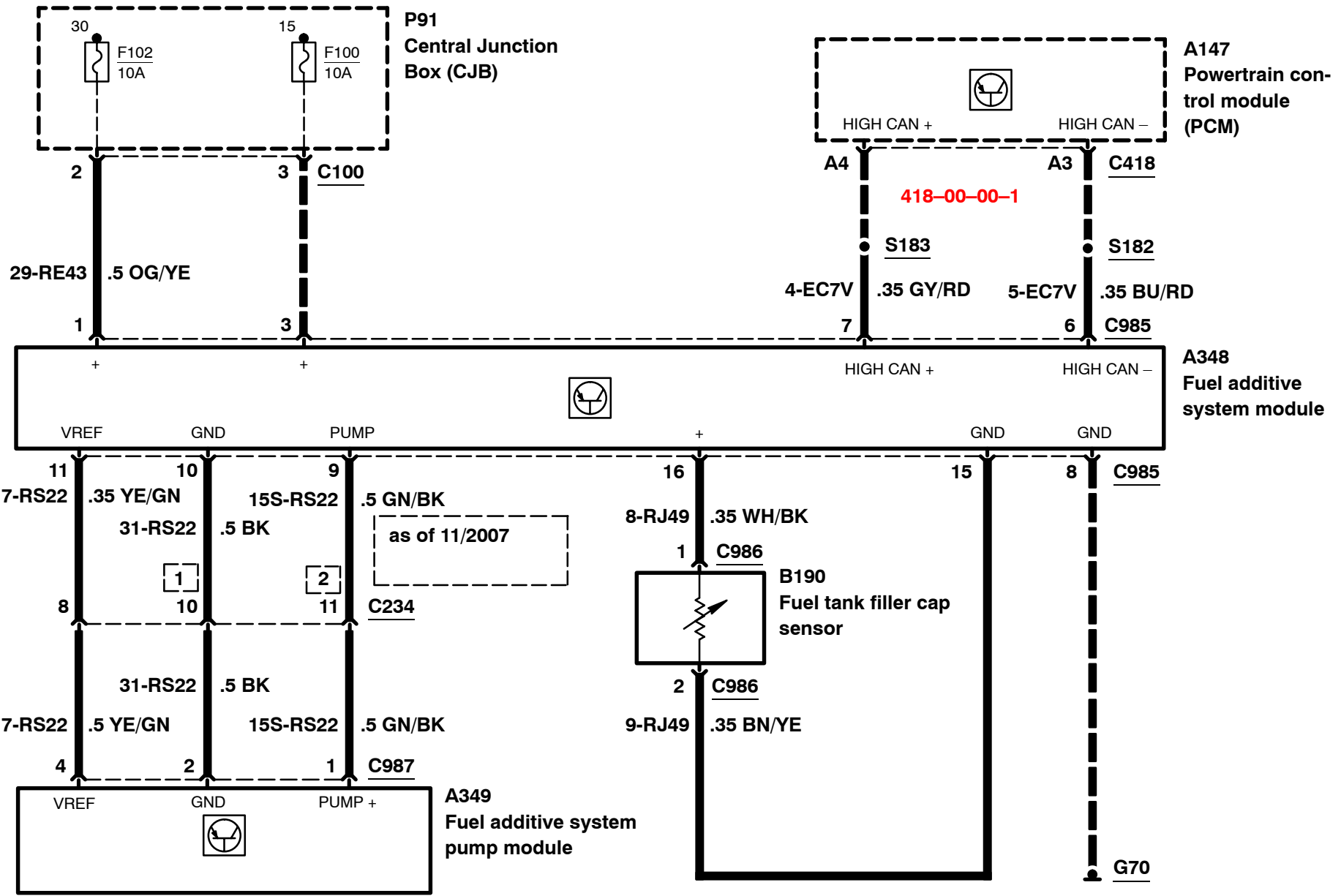
2008

303-14E-00-8

2008.75

Focus

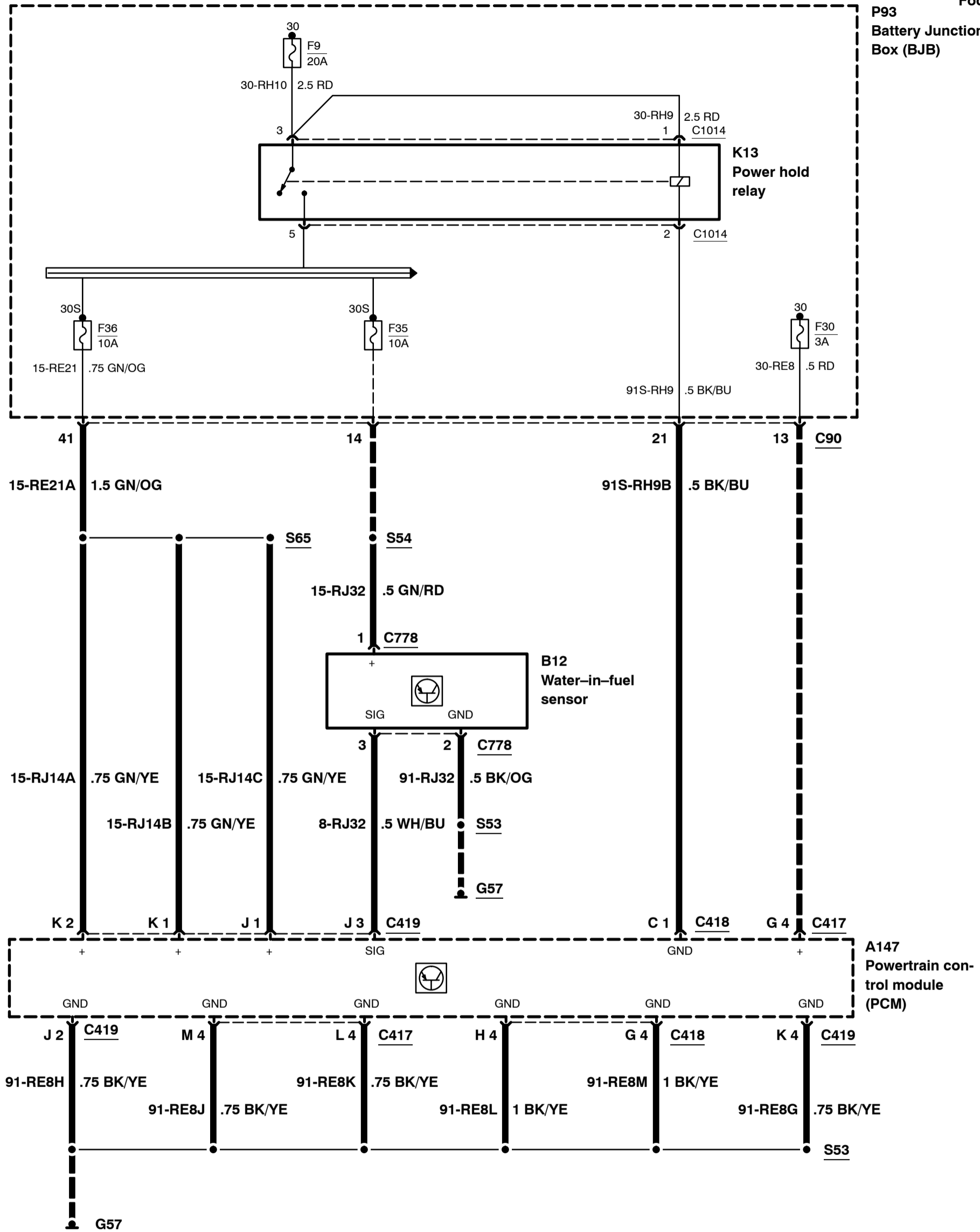
Electronic Engine Controls – 2.0L Duratorq–TDCi (DW) Diesel, without coated diesel particulate filter



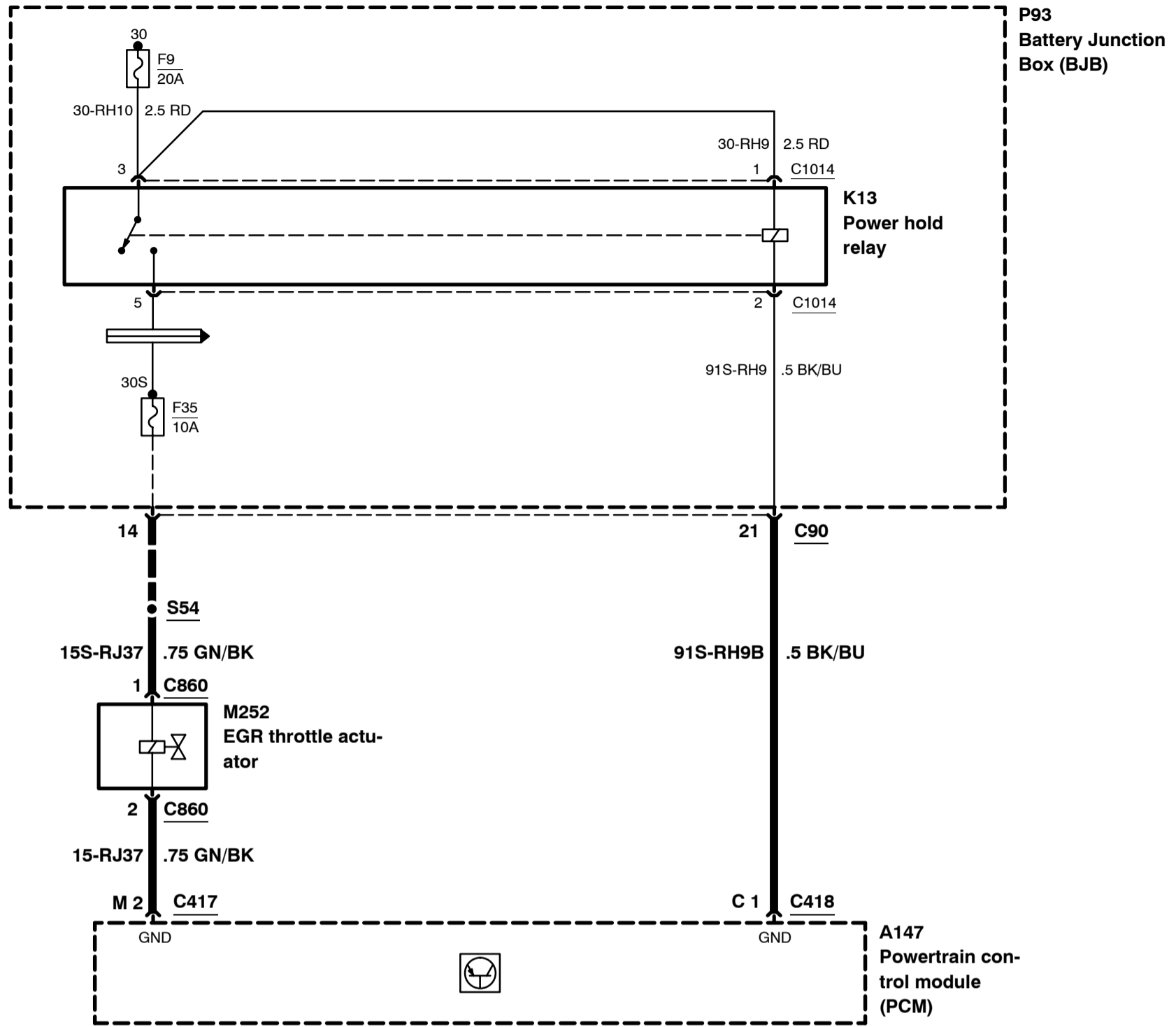
Electronic Engine Controls – 2.0L Duratorq–TDCi (DW) Diesel, with coated diesel particulate filter

2008
303-14E-00-9
2008.75
Focus

P93
Battery Junction
Box (BJB)

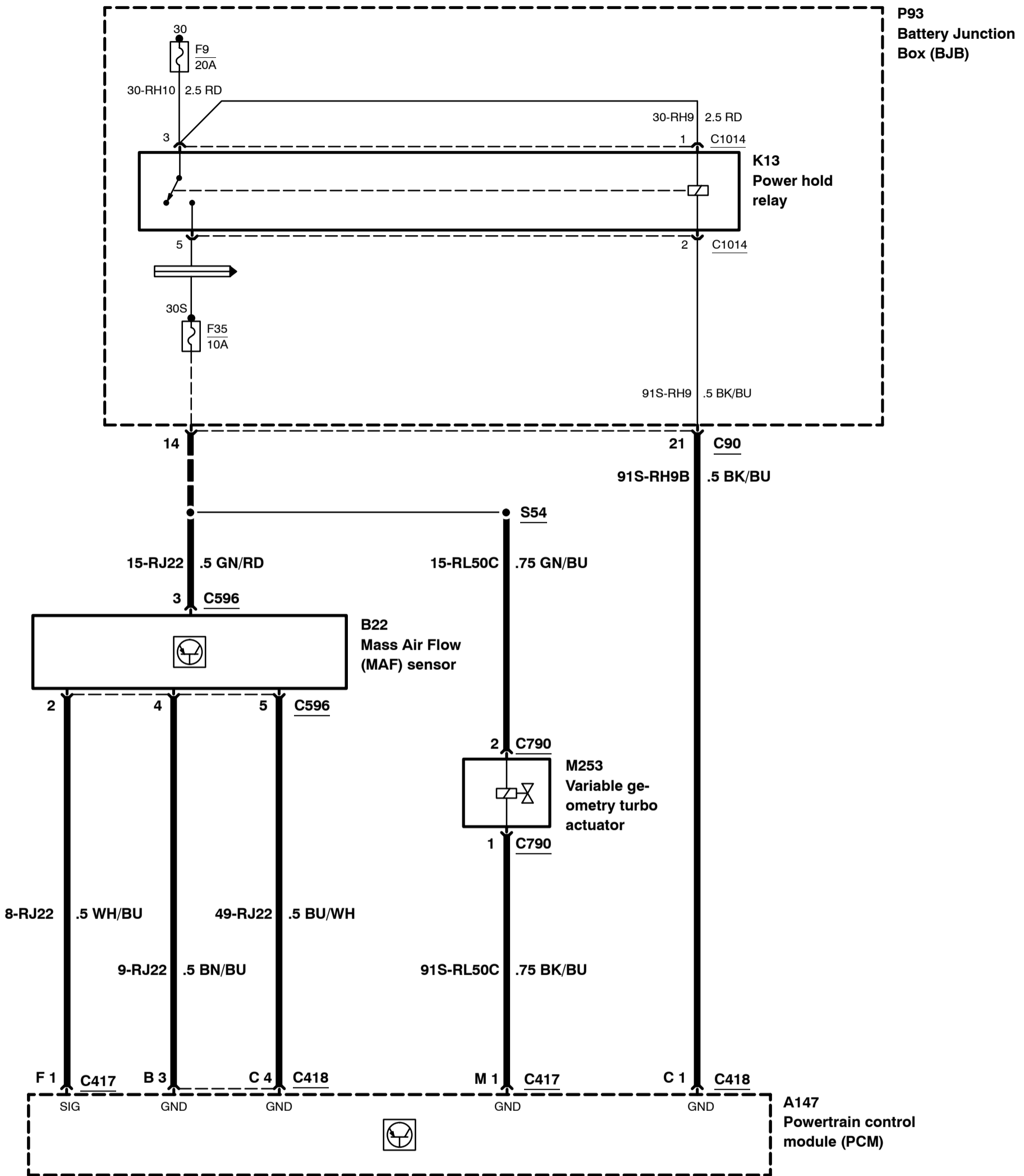


Electronic Engine Controls – 2.0L Duratorq–TDCi (DW) Diesel, with coated diesel particulate filter



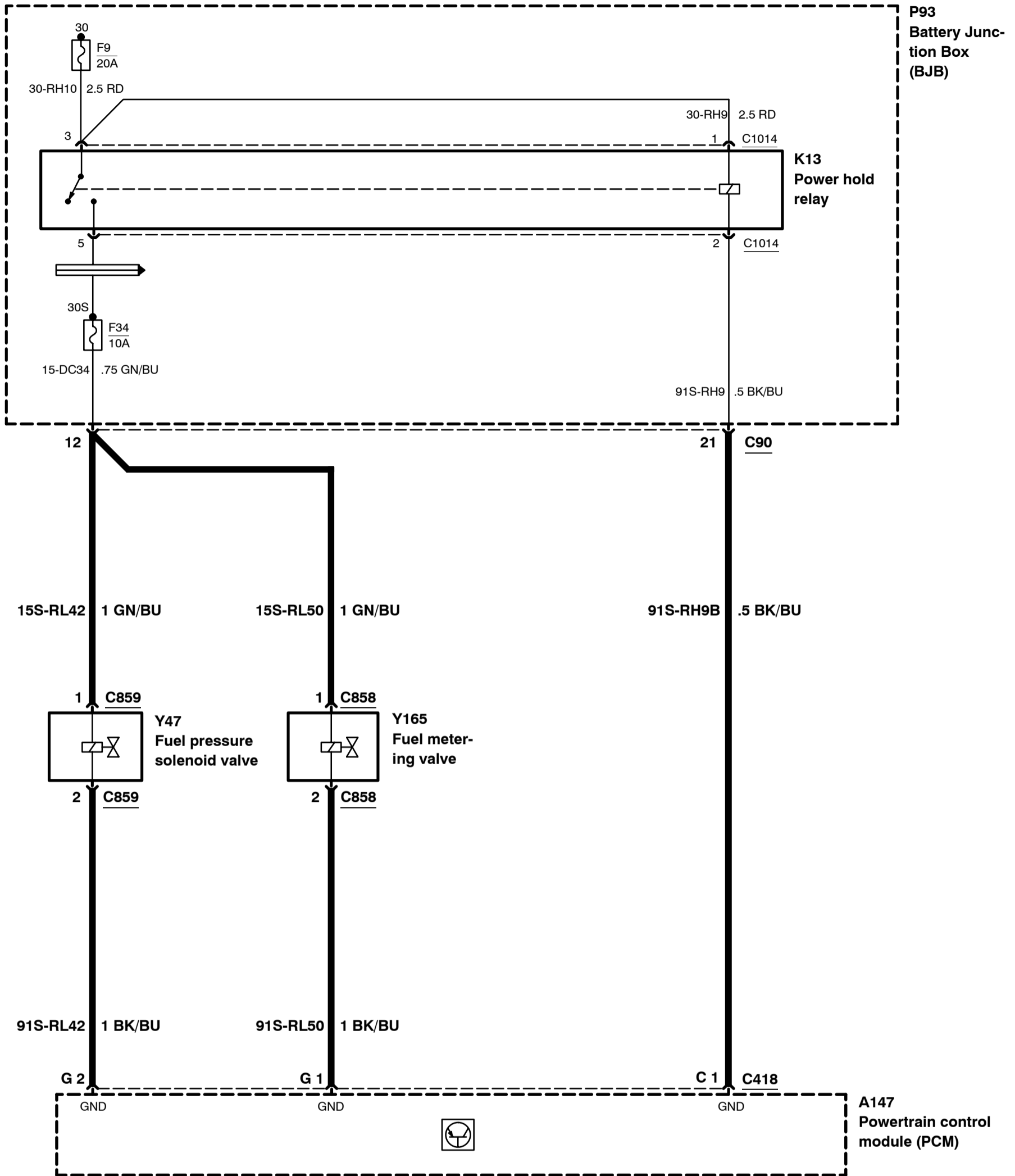
Electronic Engine Controls – 2.0L Duratorq–TDCi (DW) Diesel, with coated diesel particulate filter

2008
303-14E-00-11
2008.75
Focus



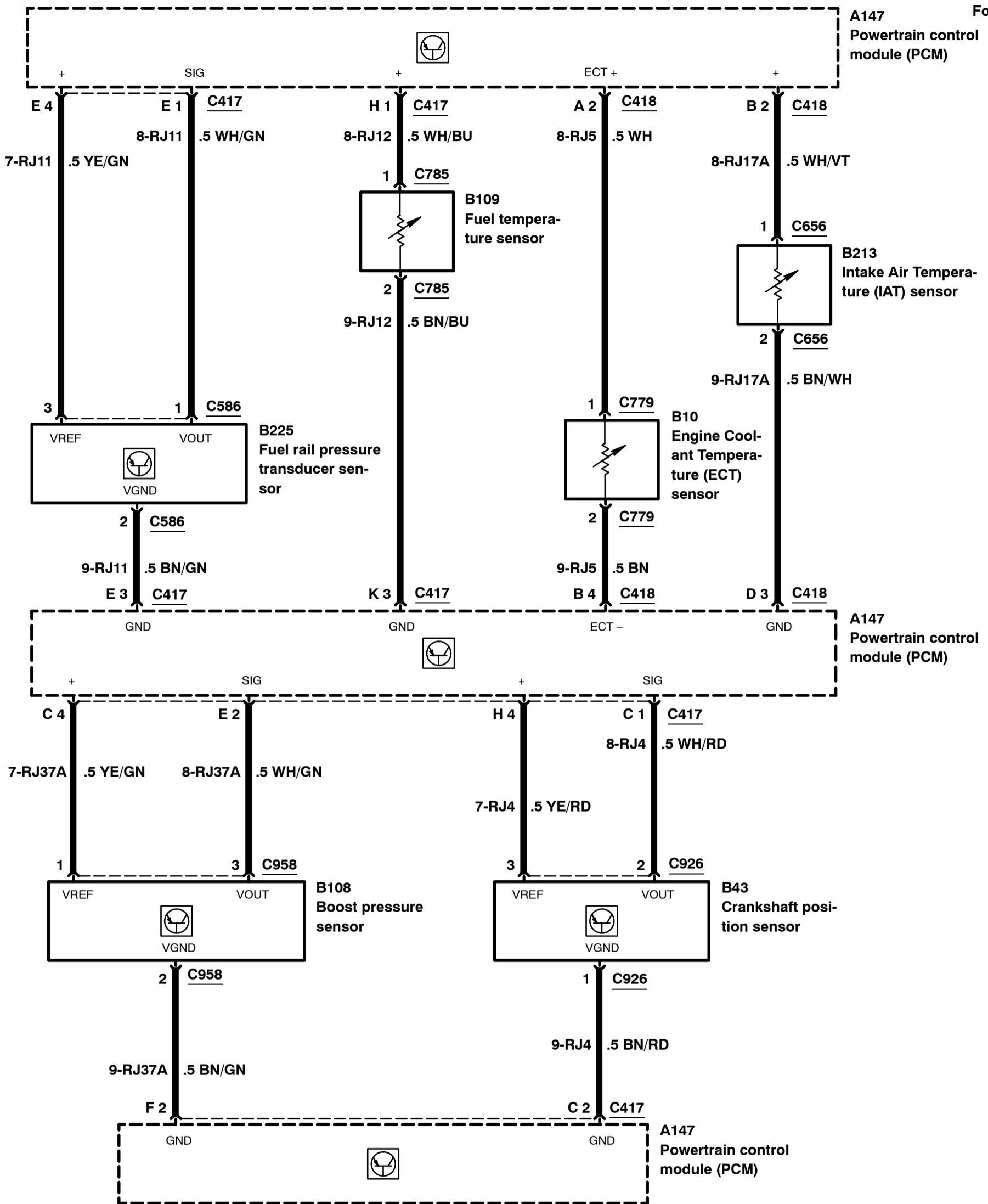
Electronic Engine Controls – 2.0L Duratorq–TDCi (DW) Diesel, with coated diesel particulate filter

2008
303-14E-00-12
2008.75
Focus



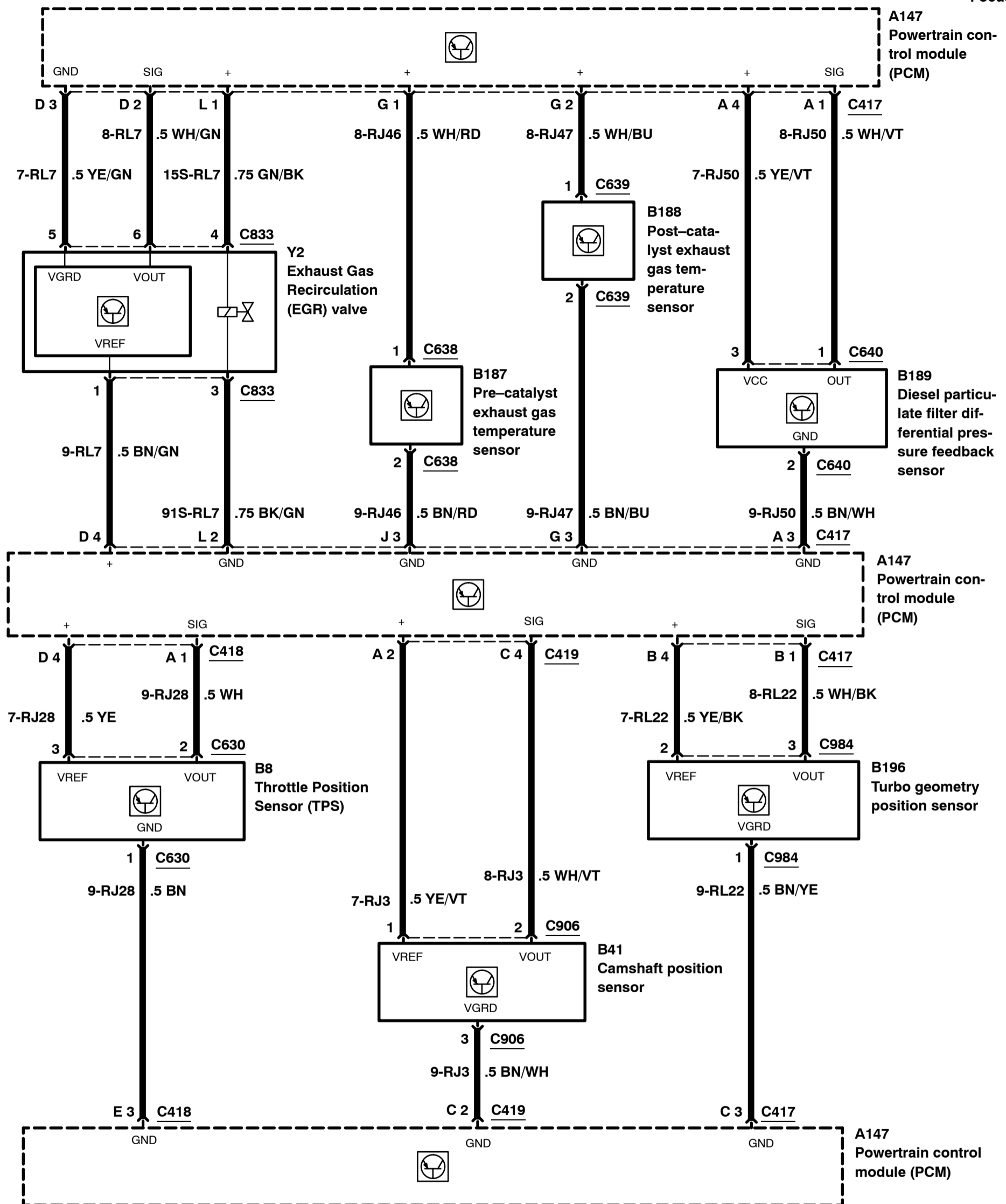
Electronic Engine Controls – 2.0L Duratorq–TDCi (DW) Diesel, with coated diesel particulate filter

2008
303-14E-00-13
2008.75
Focus



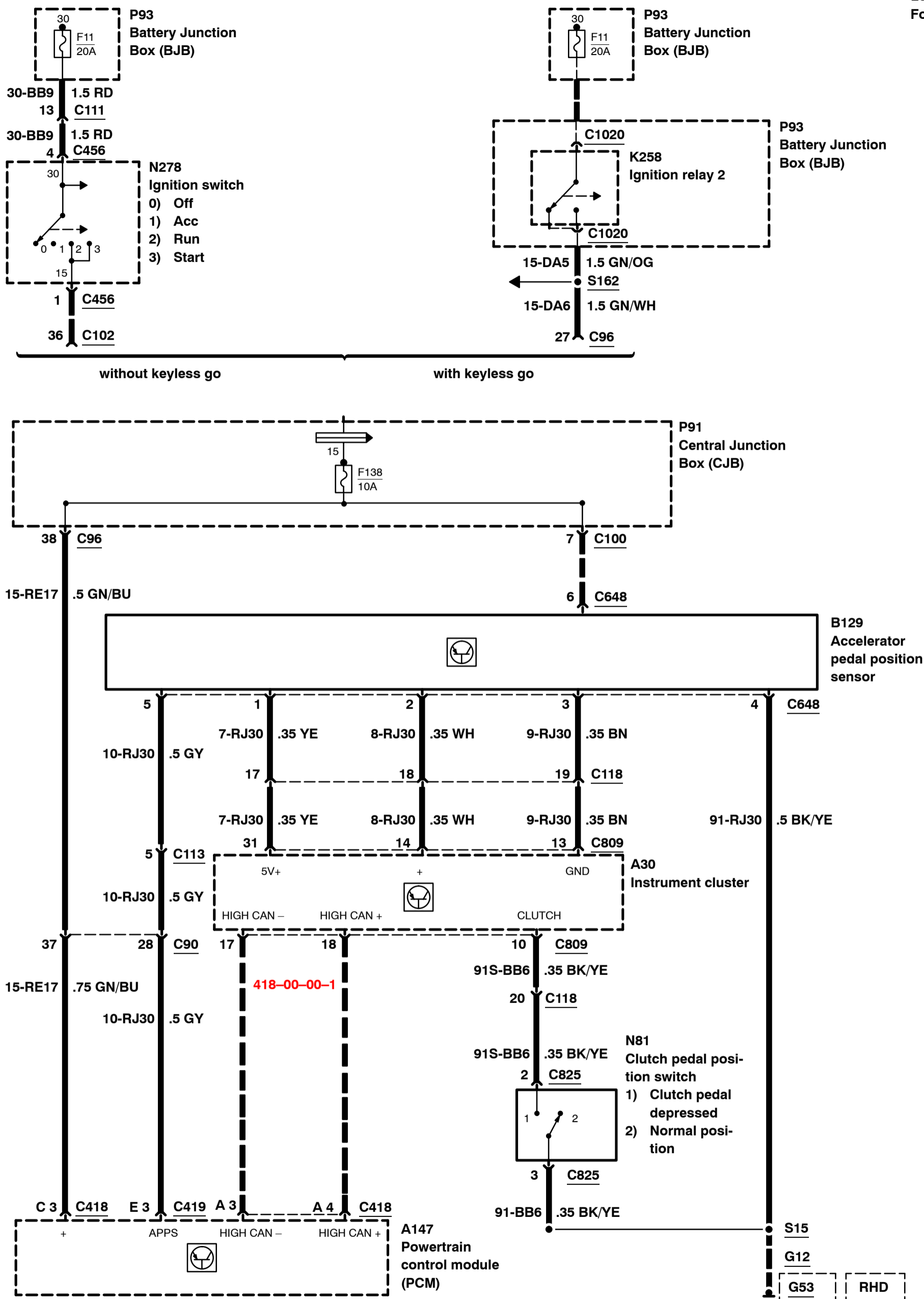
Electronic Engine Controls – 2.0L Duratorq–TDCi (DW) Diesel, with coated diesel particulate filter

2008
303-14E-00-14
2008.75
Focus



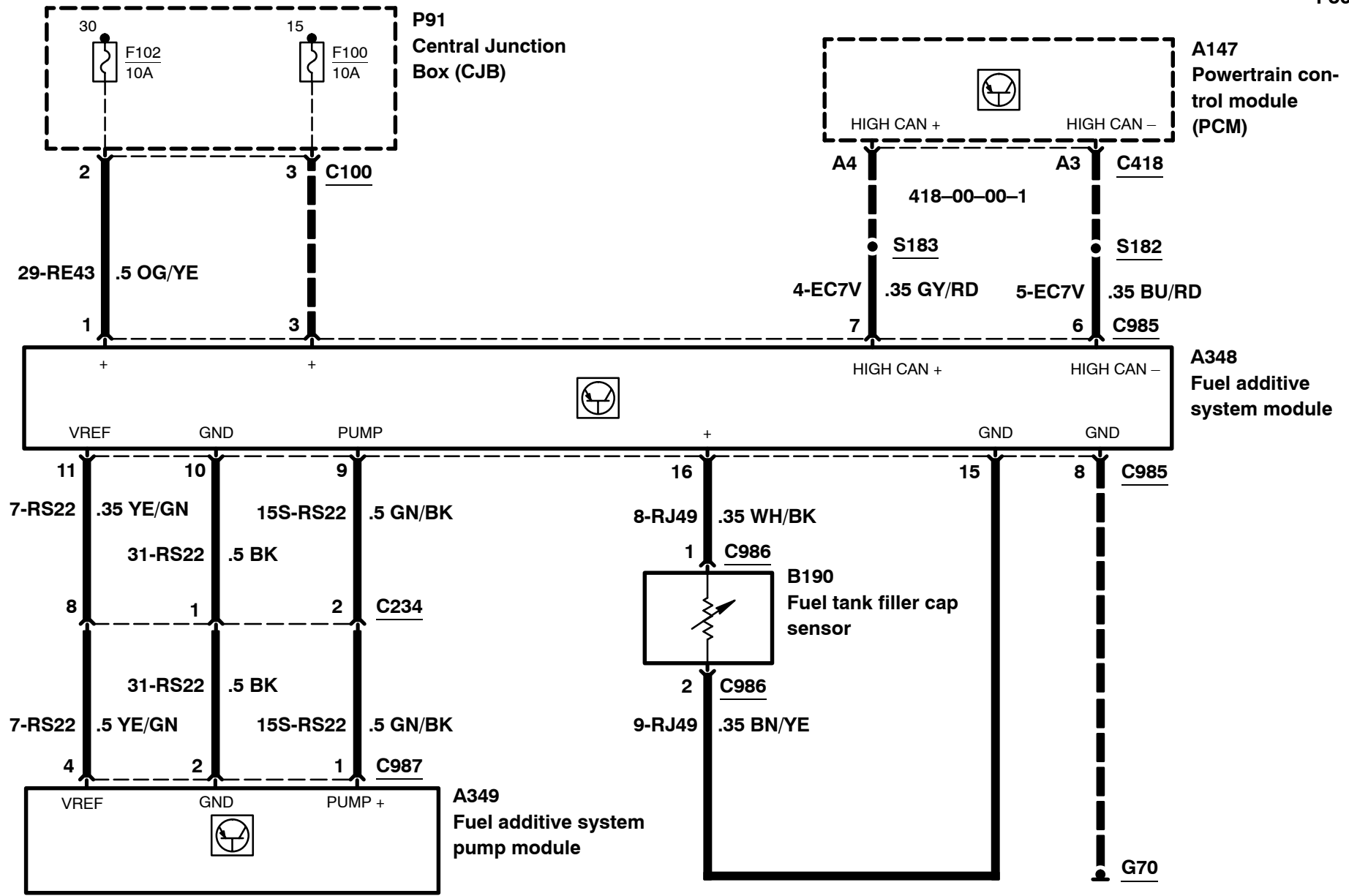
Electronic Engine Controls – 2.0L Duratorq–TDCi (DW) Diesel, with coated diesel particulate filter

2008
303-14E-00-15
2008.75
Focus



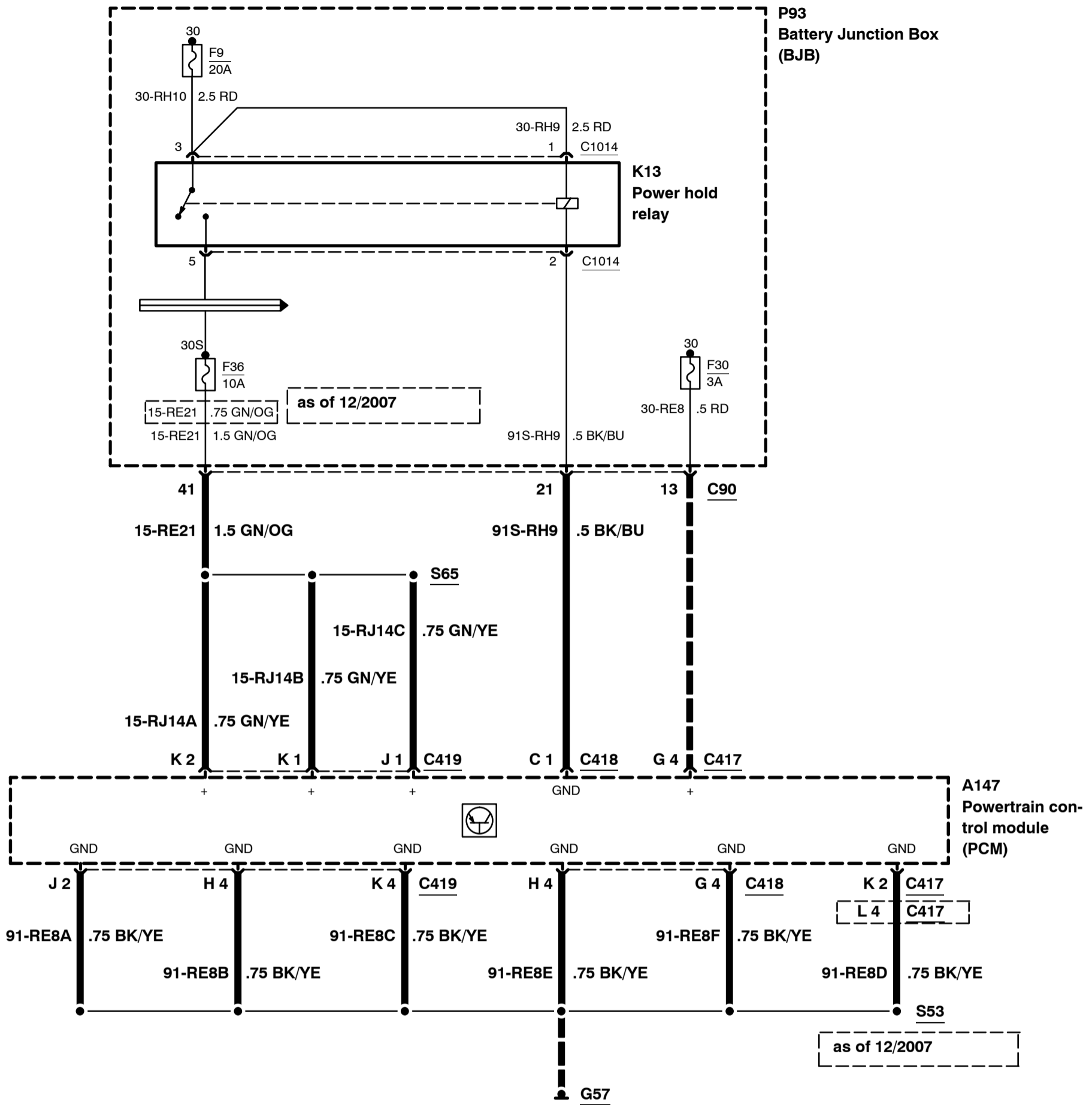
2008
303-14E-00-16
2008.75
Focus

Electronic Engine Controls – 2.0L Duratorq–TDCi (DW) Diesel, with coated diesel particulate filter



Electronic Engine Controls – 1.8L Duratorq–TDCi (Kent) Diesel

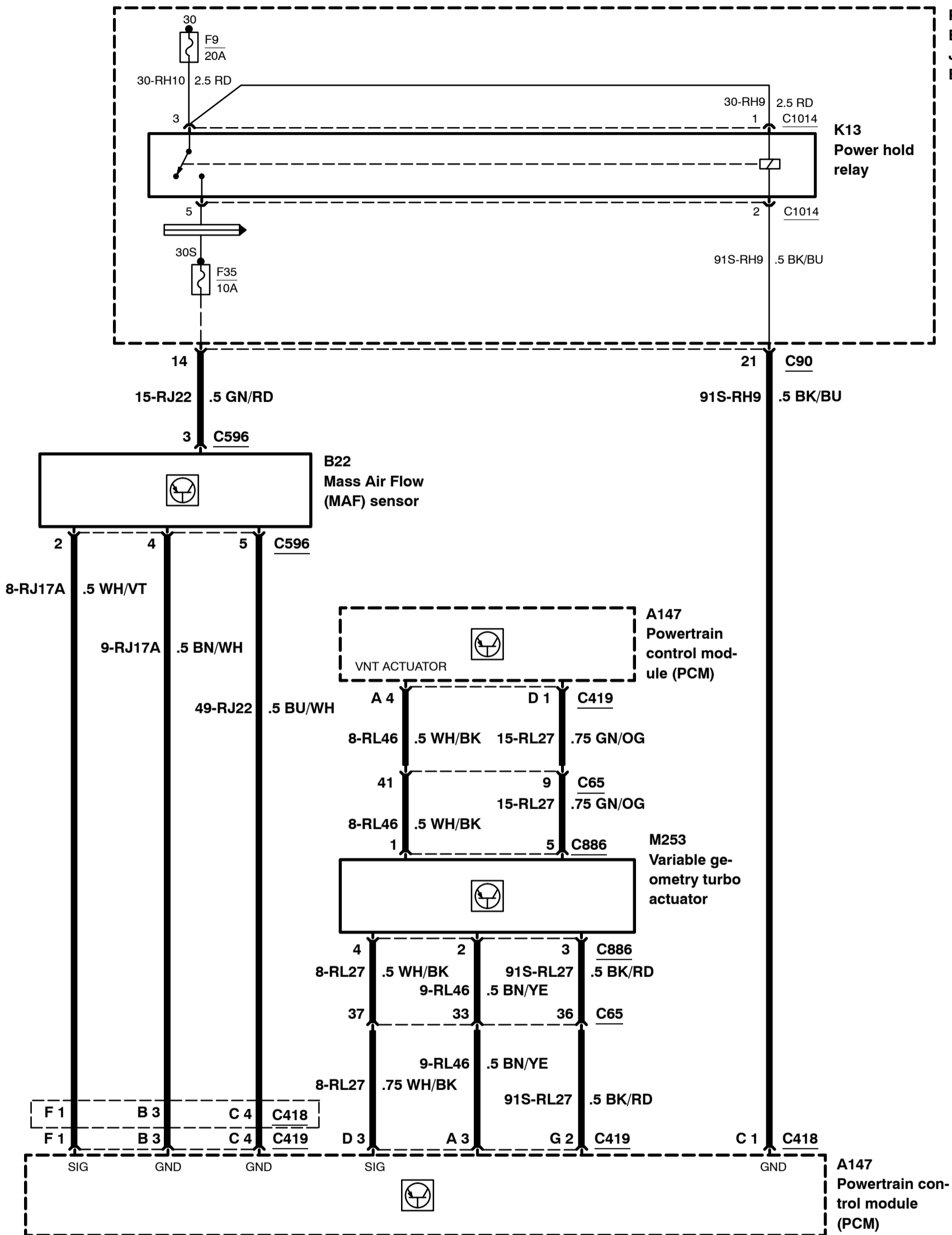
2008
303-14F-00-1
2008.75
Focus



Electronic Engine Controls – 1.8L Duratorq–TDCi (Kent) Diesel

2008
303-14F-00-2
2008.75
Focus

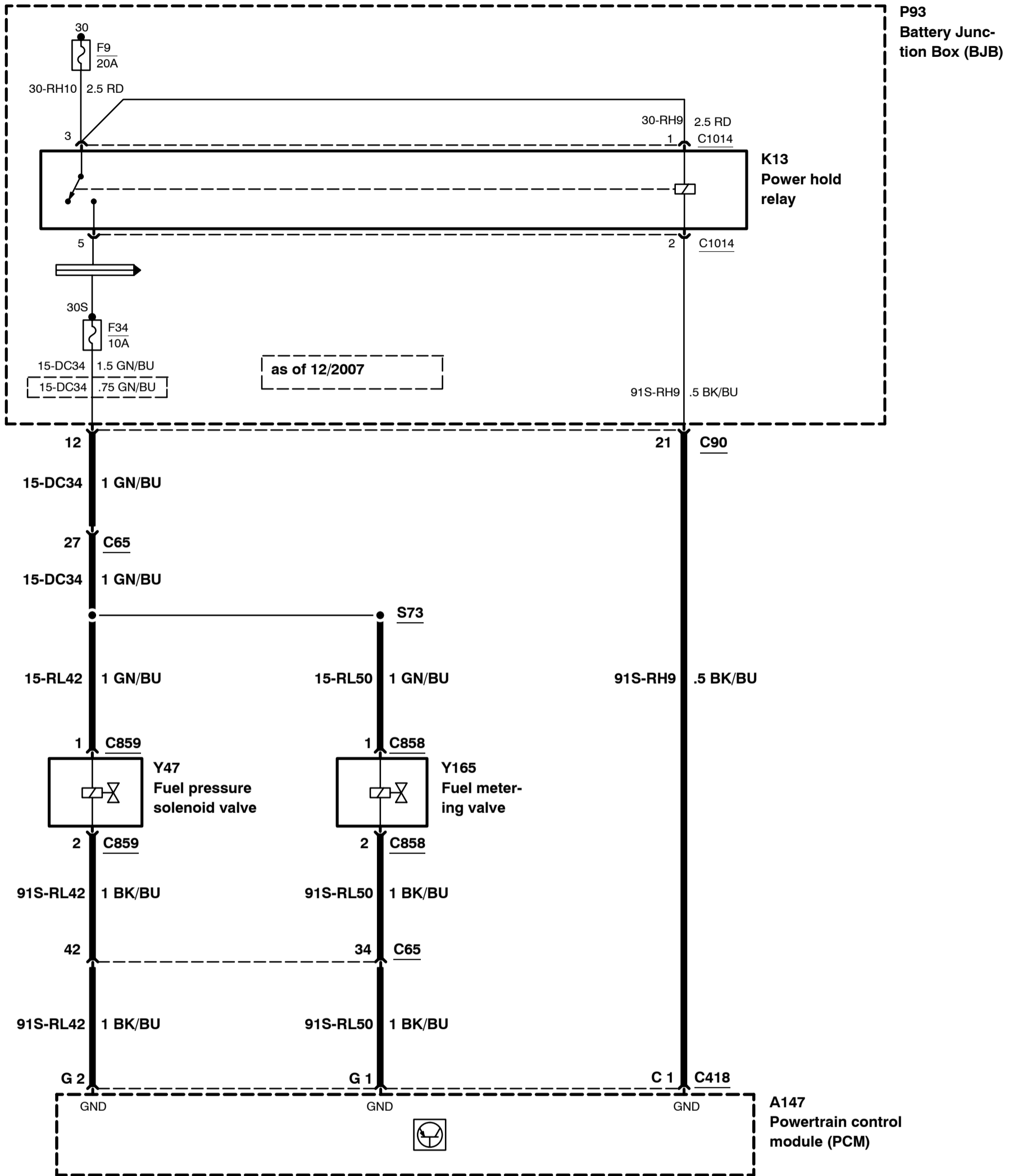
P93
Battery
Junction
Box (BJB)



as of 12/2007

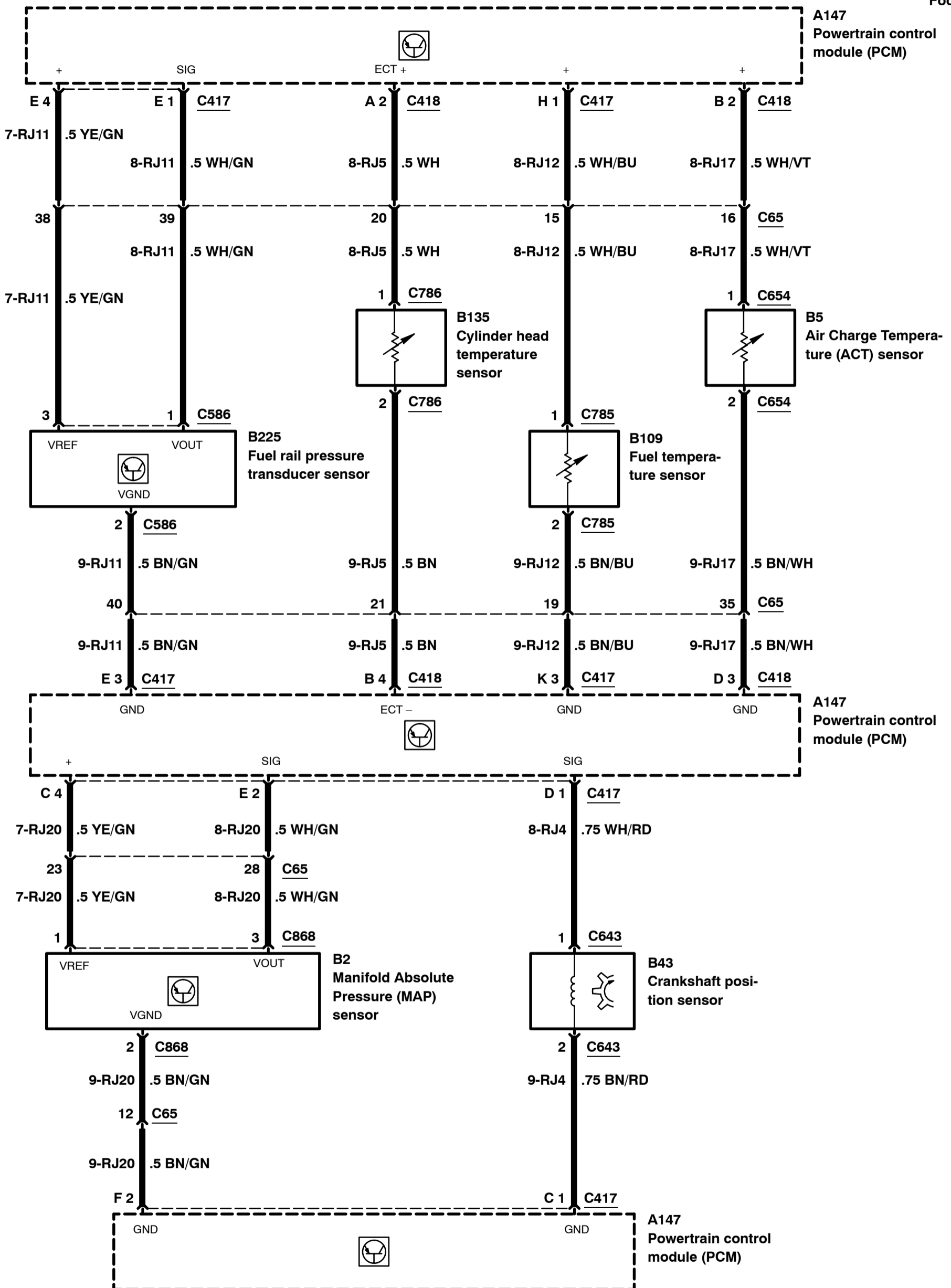
Electronic Engine Controls – 1.8L Duratorq–TDCi (Kent) Diesel

2008
303-14F-00-3
2008.75
Focus



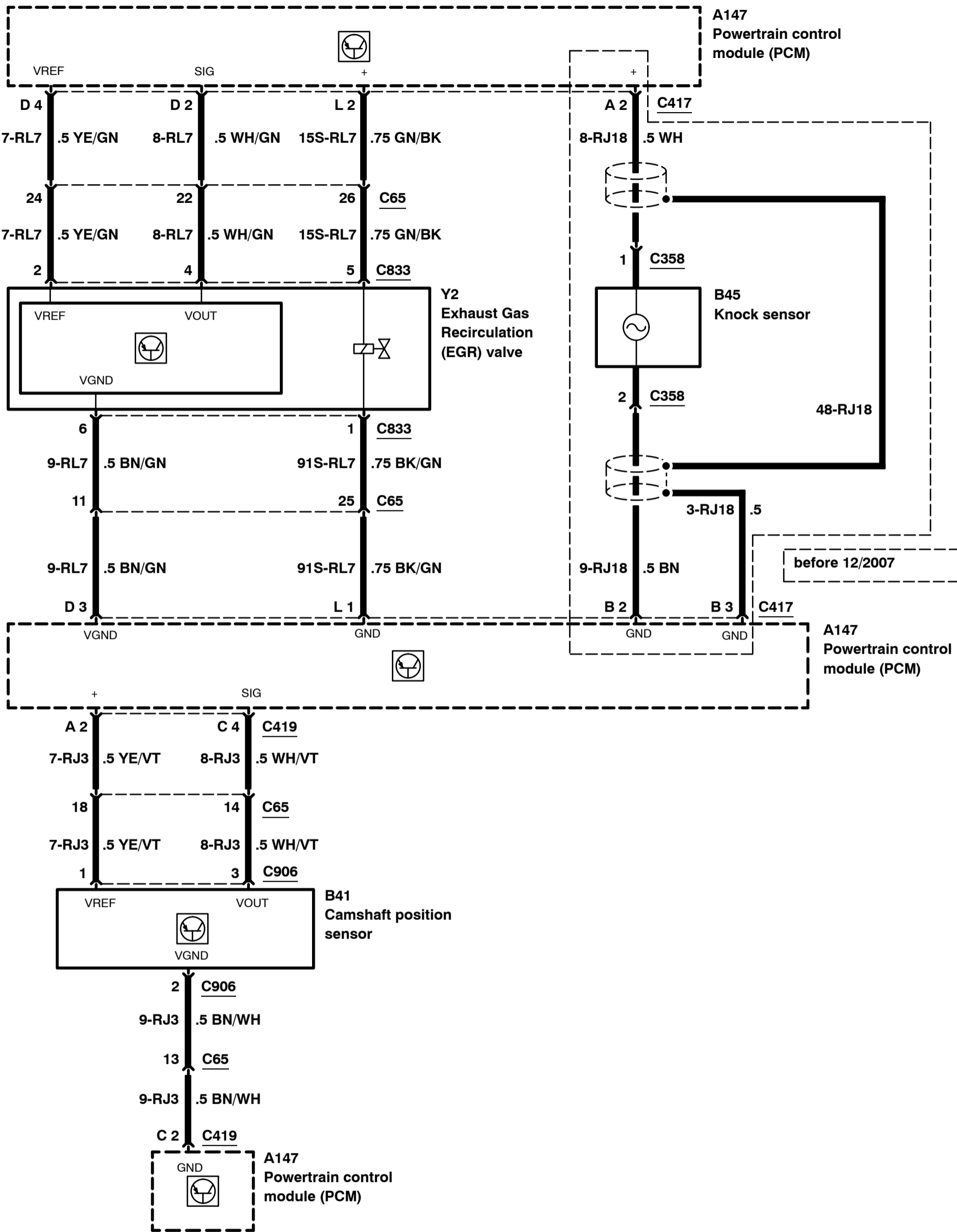
Electronic Engine Controls – 1.8L Duratorq–TDCi (Kent) Diesel

2008
303-14F-00-4
2008.75
Focus



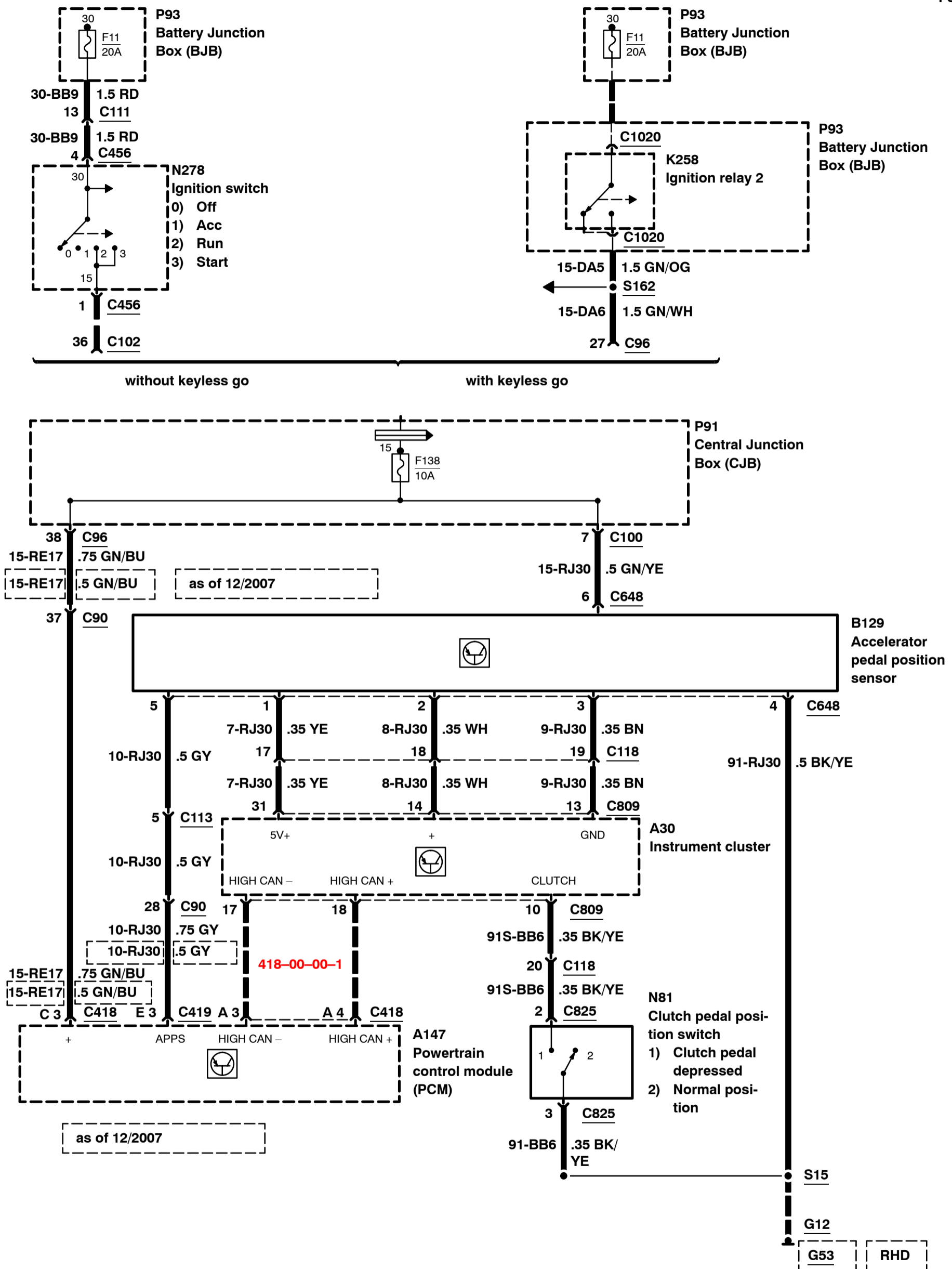
Electronic Engine Controls – 1.8L Duratorq–TDCi (Kent) Diesel

2008
303-14F-00-5
2008.75
Focus



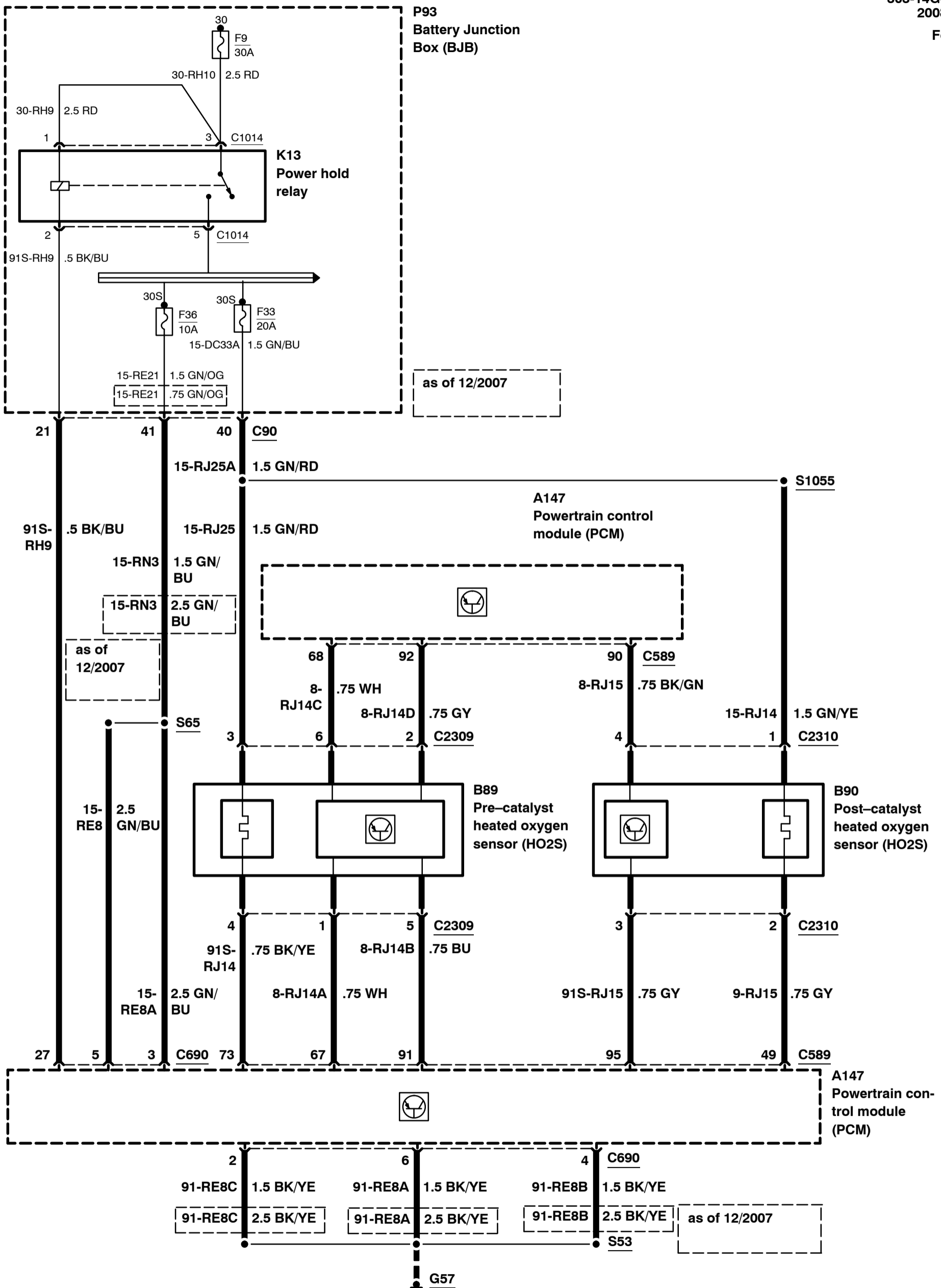
Electronic Engine Controls – 1.8L Duratorq–TDCi (Kent) Diesel

2008
303-14F-00-6
2008.75
Focus



Electronic Engine Controls – 2.5L Duratec–ST (VI5)

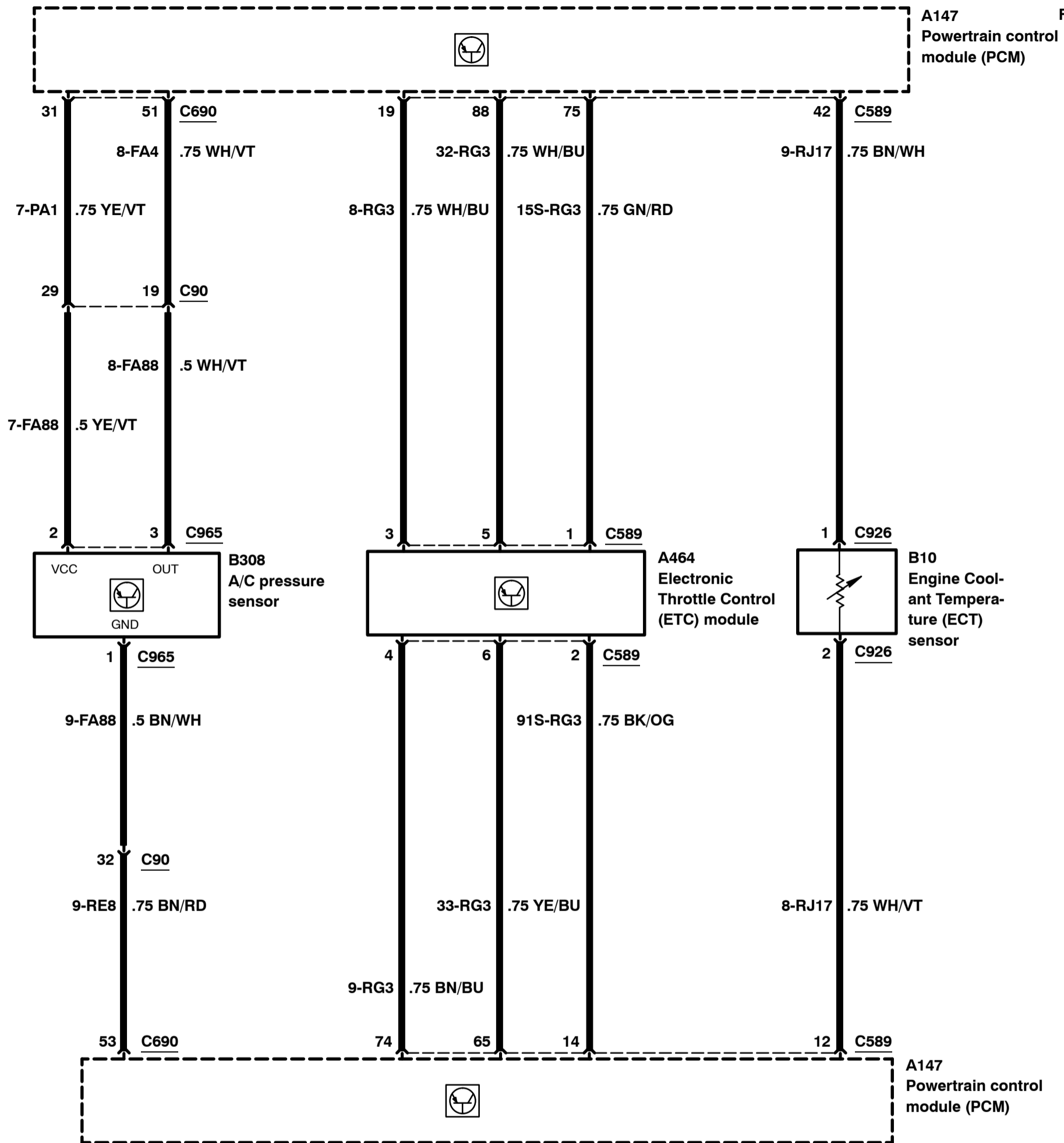
2008
303-14G-00-1
2008.75
Focus



Electronic Engine Controls – 2.5L Duratec–ST (VI5)

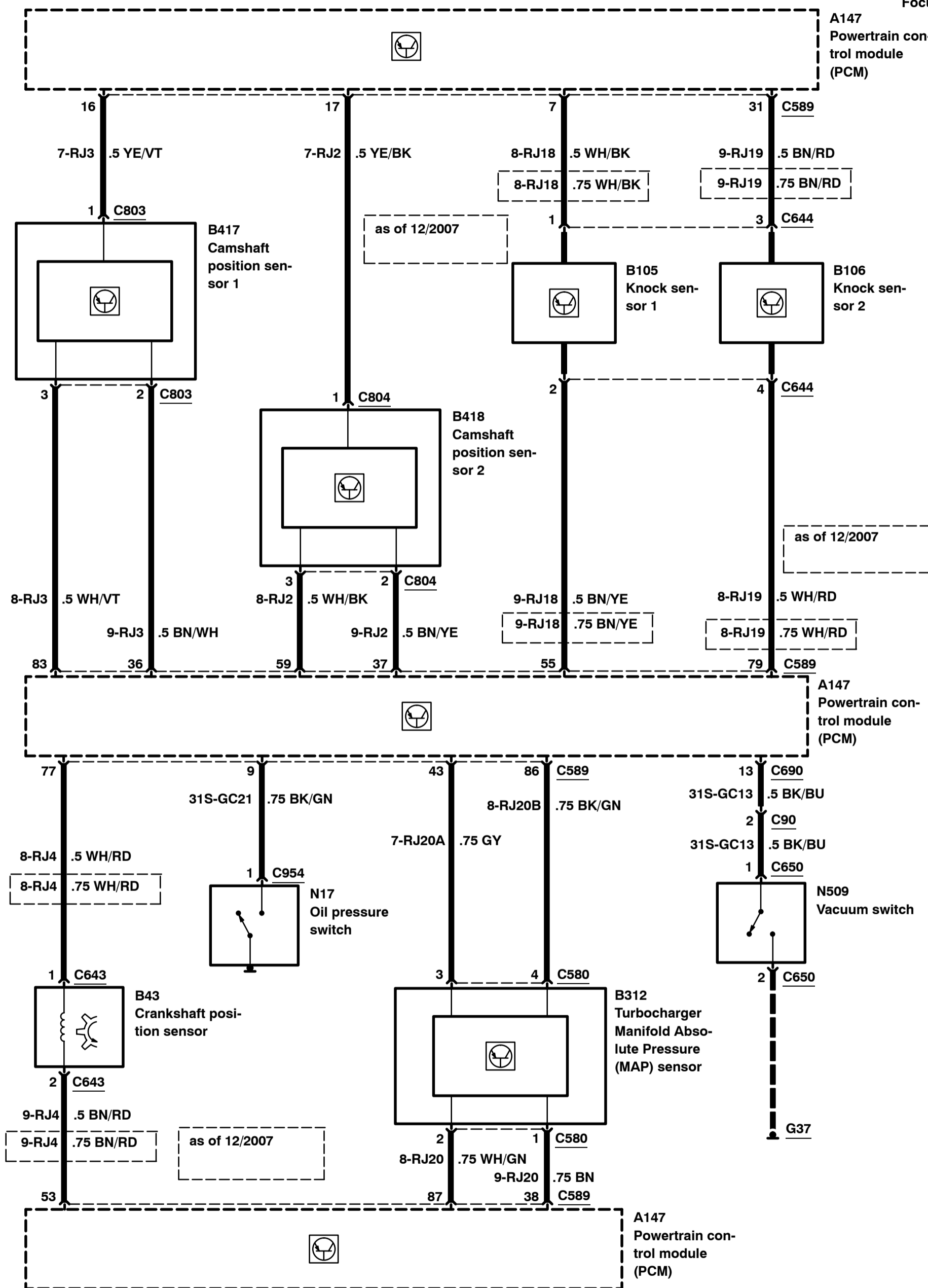
2008
303-14G-00-2
2008.75

Focus

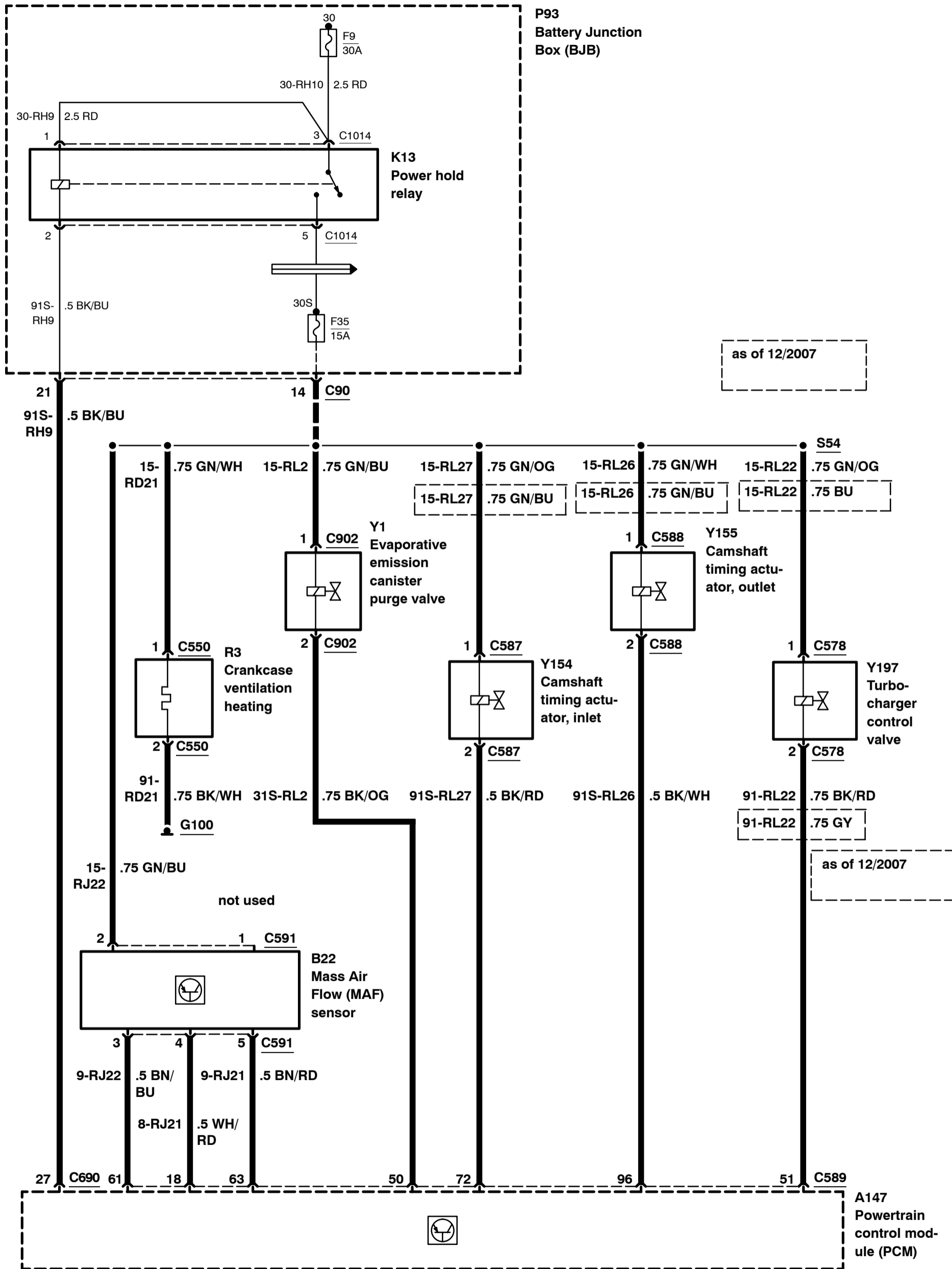


Electronic Engine Controls – 2.5L Duratec–ST (VI5)

2008
303-14G-00-3
2008.75
Focus

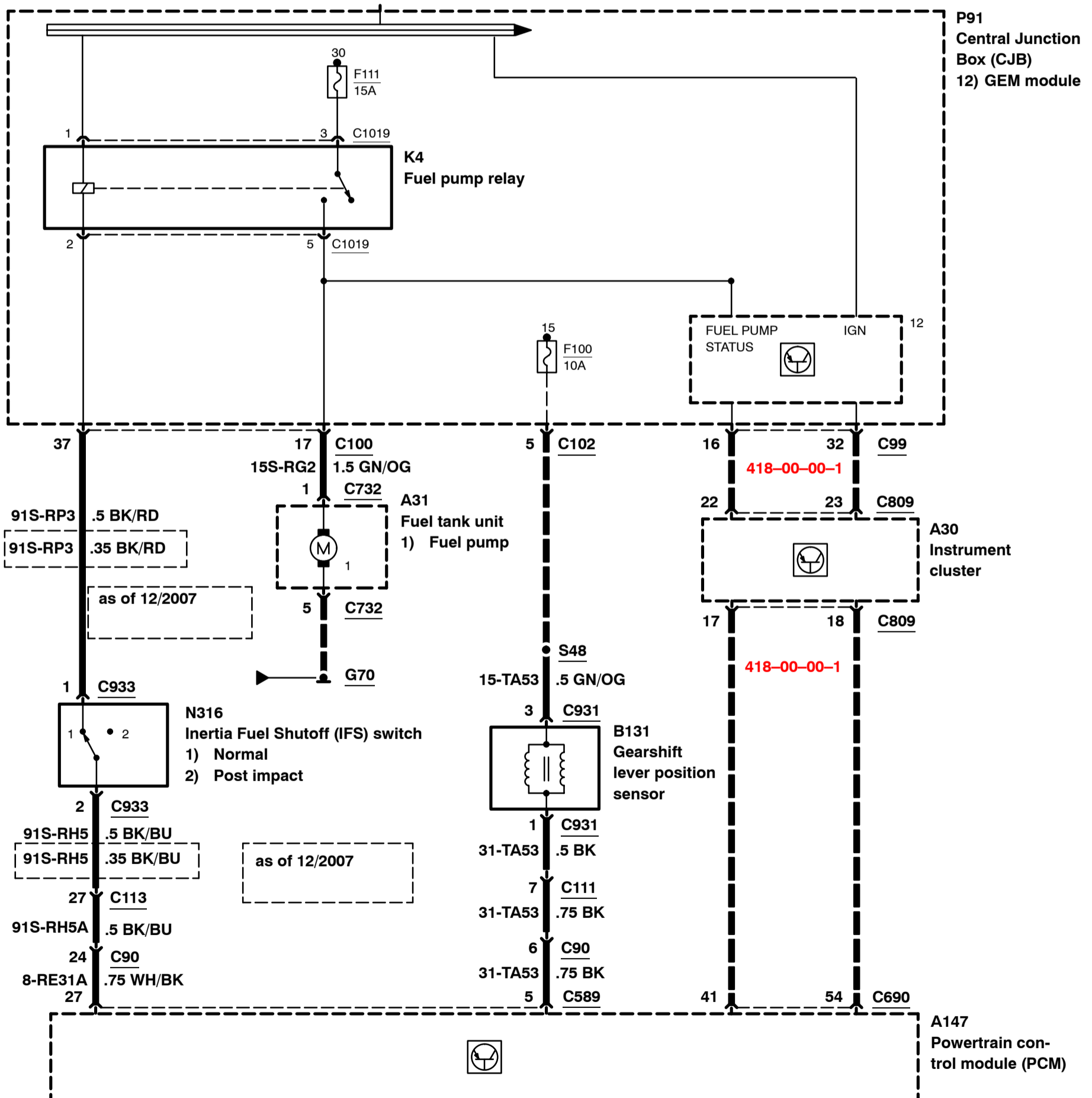
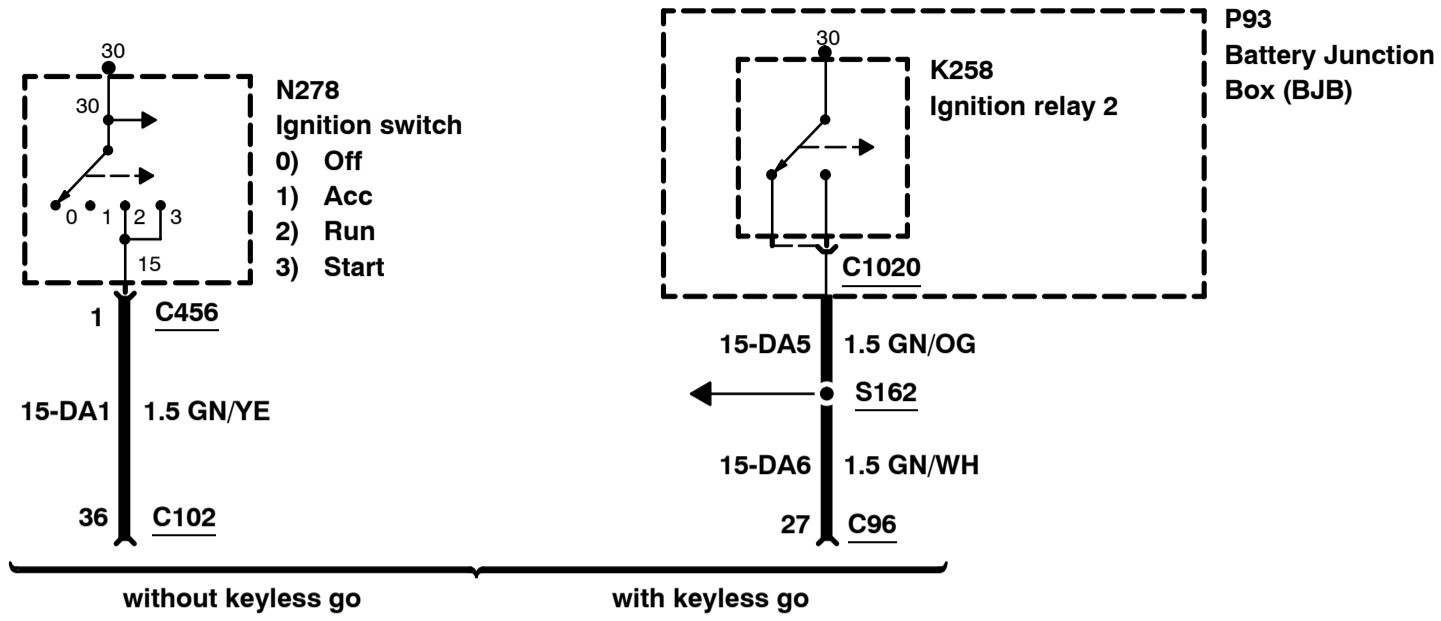


Electronic Engine Controls – 2.5L Duratec–ST (VI5)



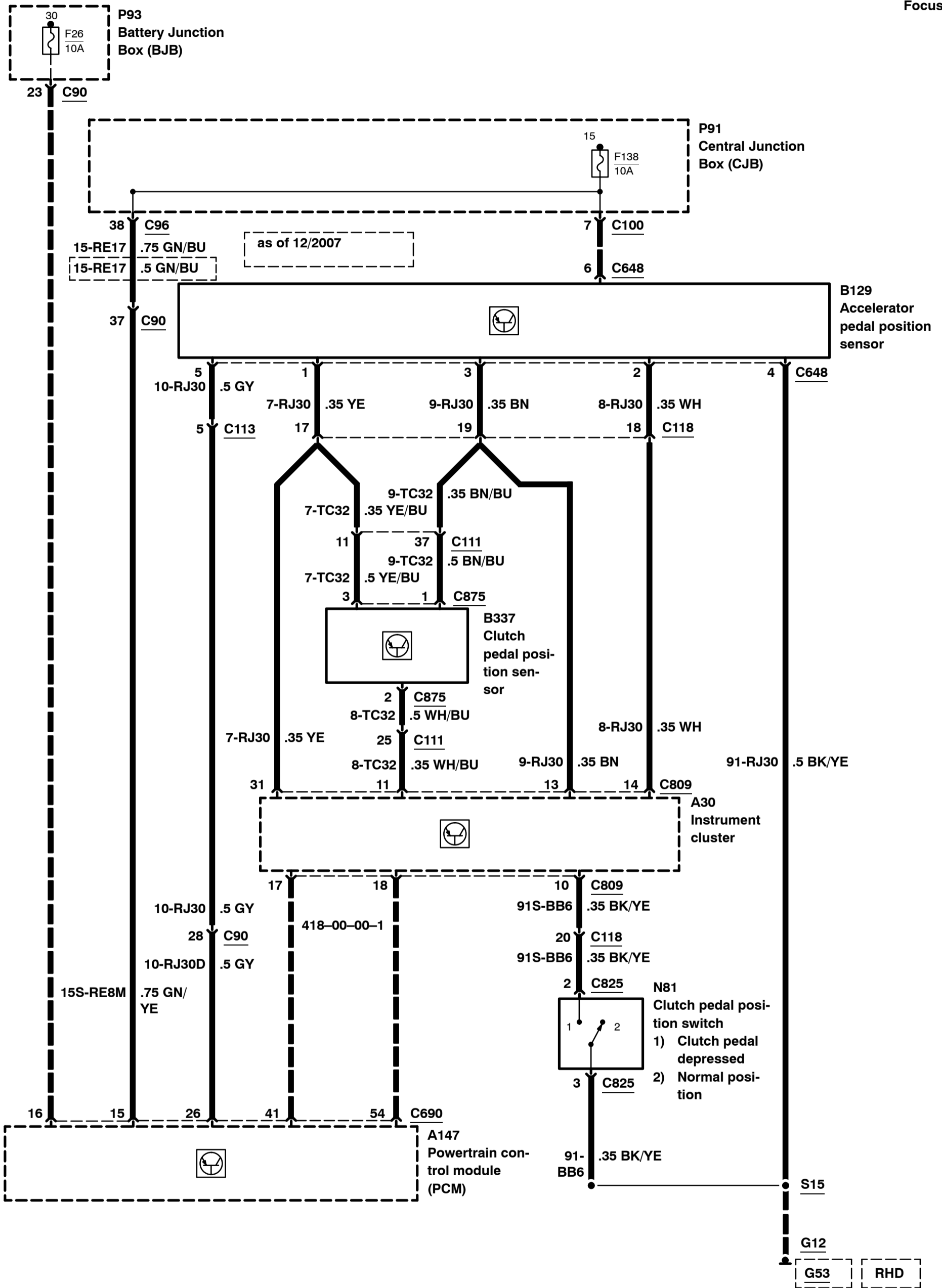
Electronic Engine Controls – 2.5L Duratec–ST (VI5)

2008
303-14G-00-5
2008.75
Focus



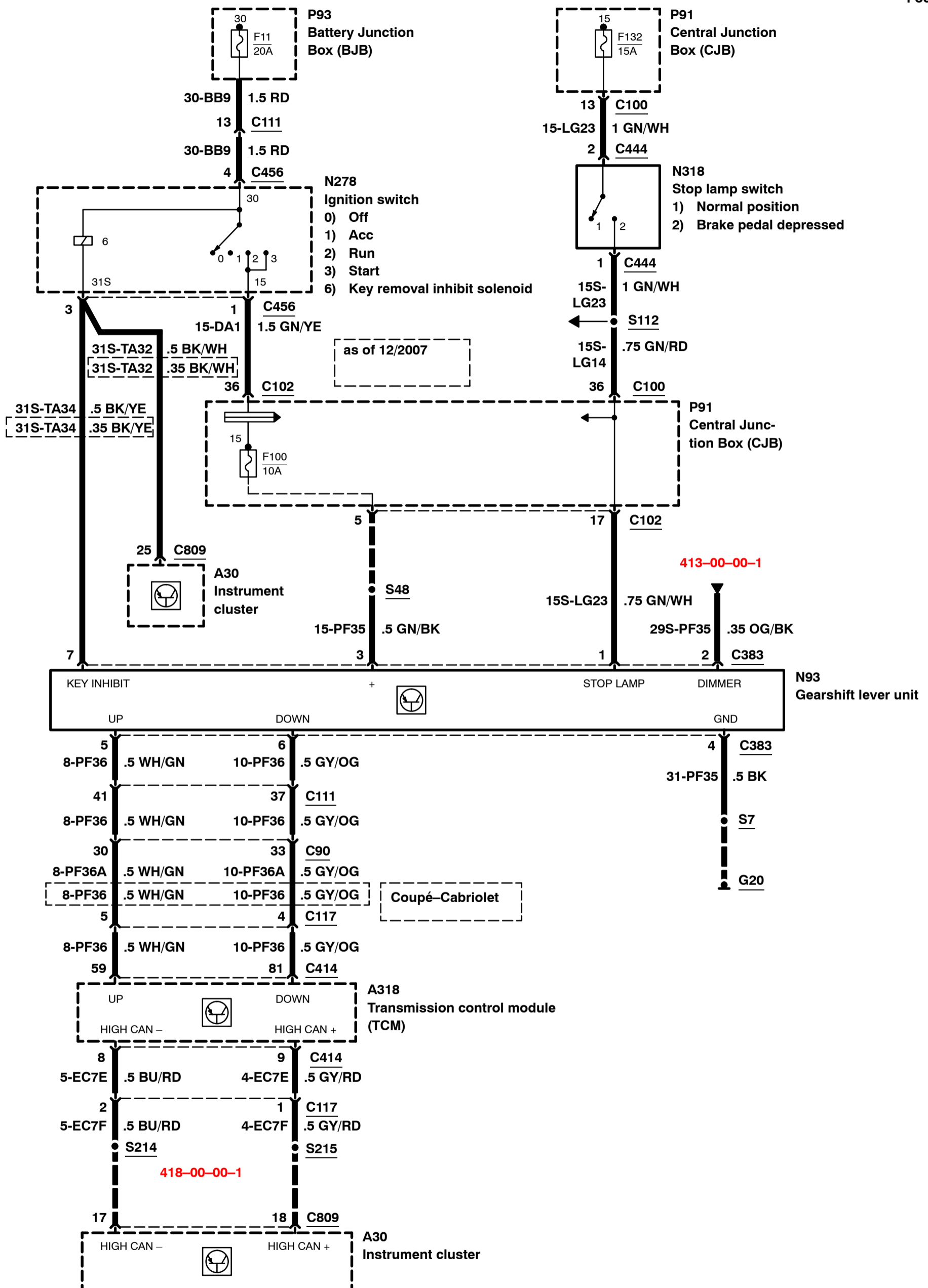
Electronic Engine Controls – 2.5L Duratec–ST (VI5)

2008
303-14G-00-6
2008.75
Focus



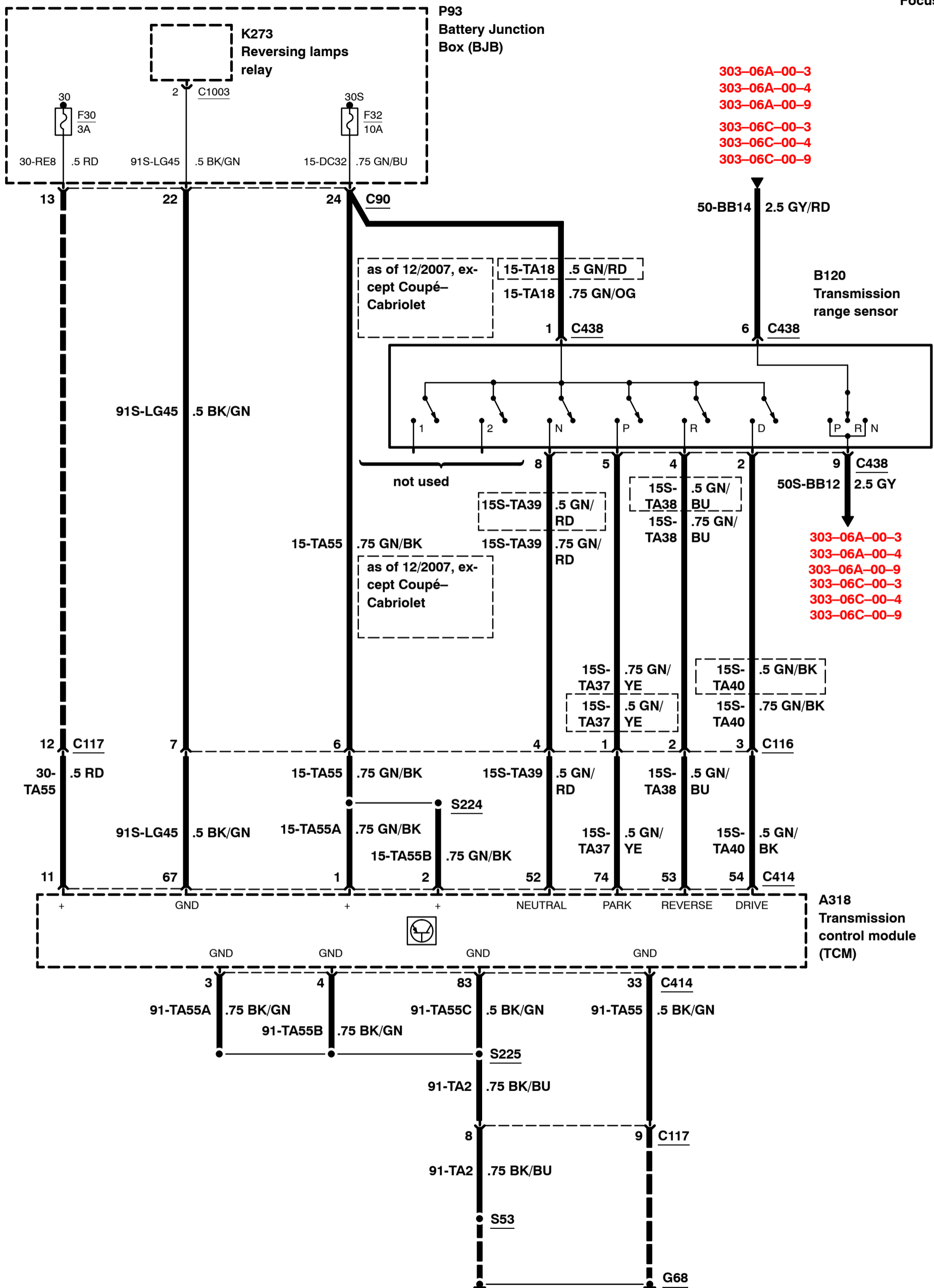
Automatic Transmission – automatic transmission, without keyless go

2008
307-01A-00-1
2008.75
Focus



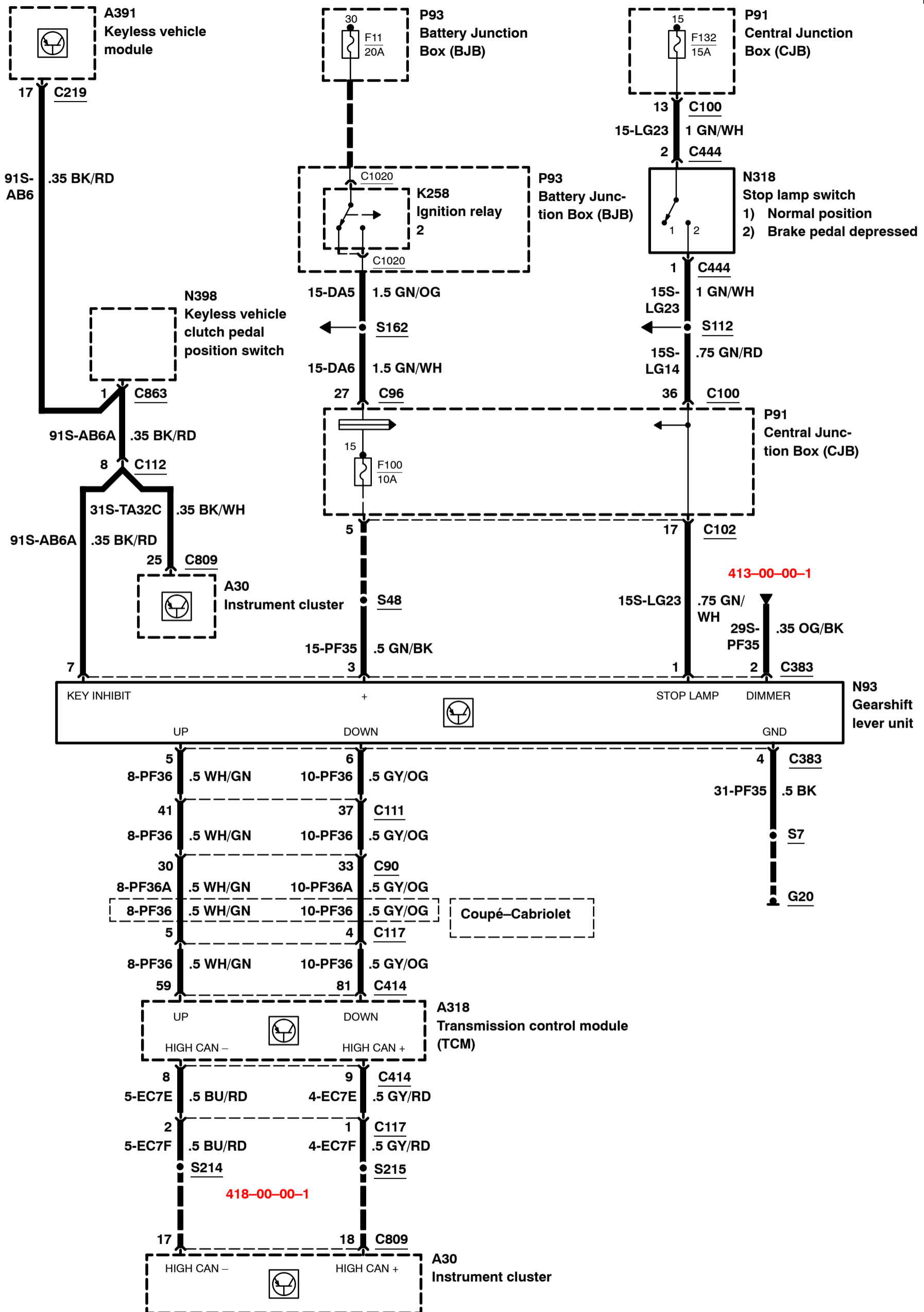
Automatic Transmission – automatic transmission, without keyless go

2008
307-01A-00-2
2008.75
Focus

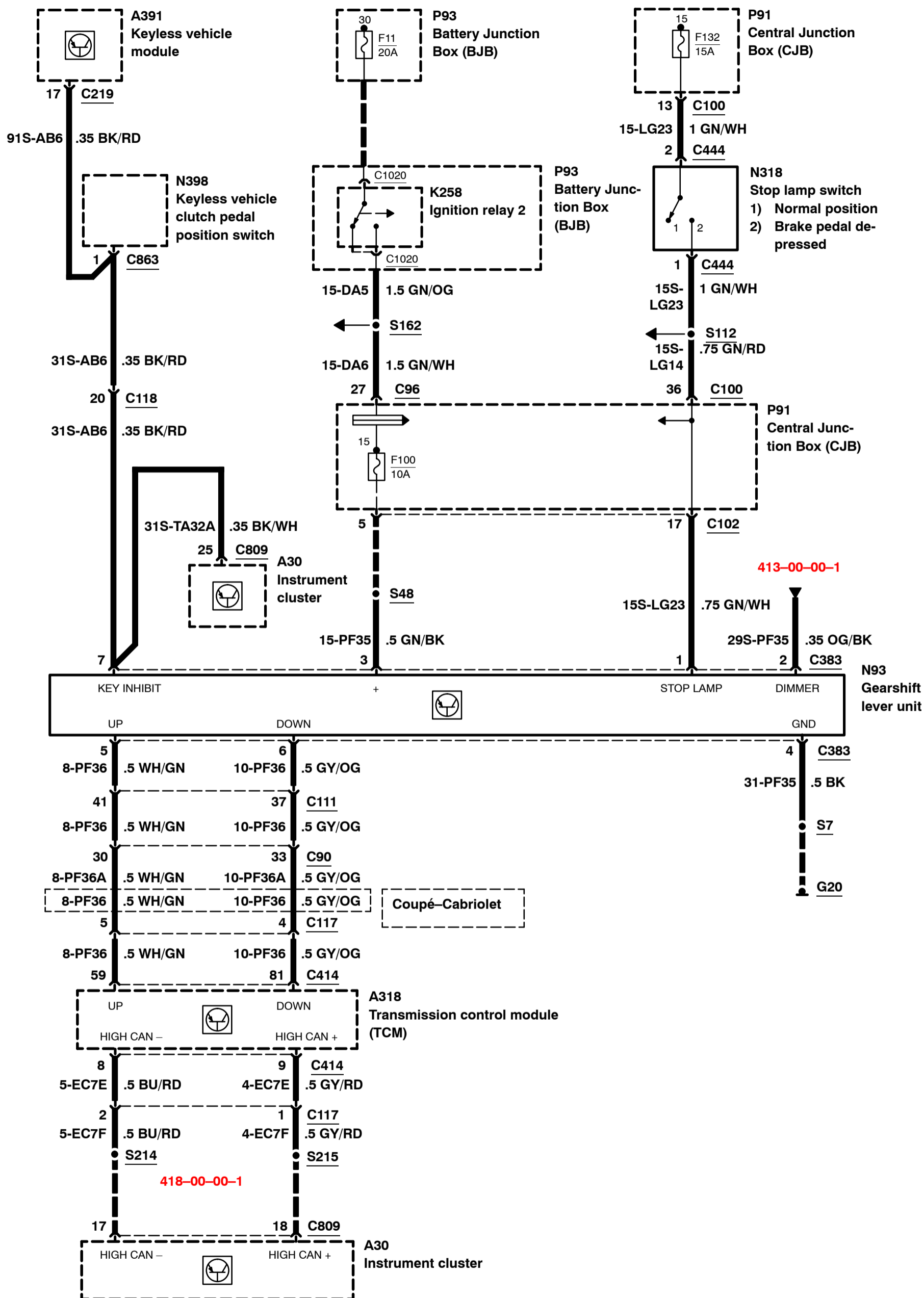


Automatic Transmission – automatic transmission, with keyless go, except Coupé–Cabriolet

2008
307-01A-00-3
2008.75
Focus

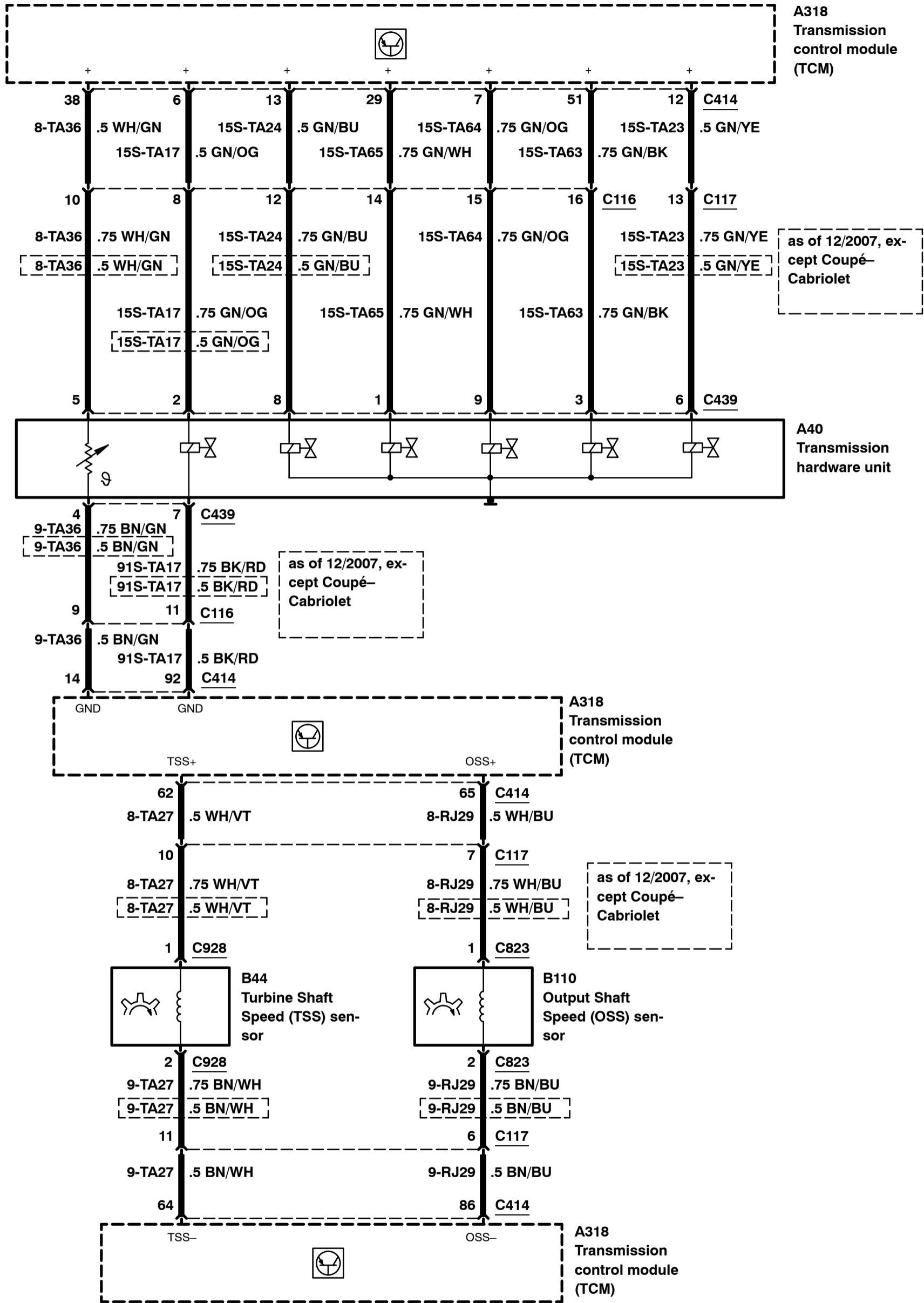


Automatic Transmission – automatic transmission, with keyless go, Coupé-Cabriolet



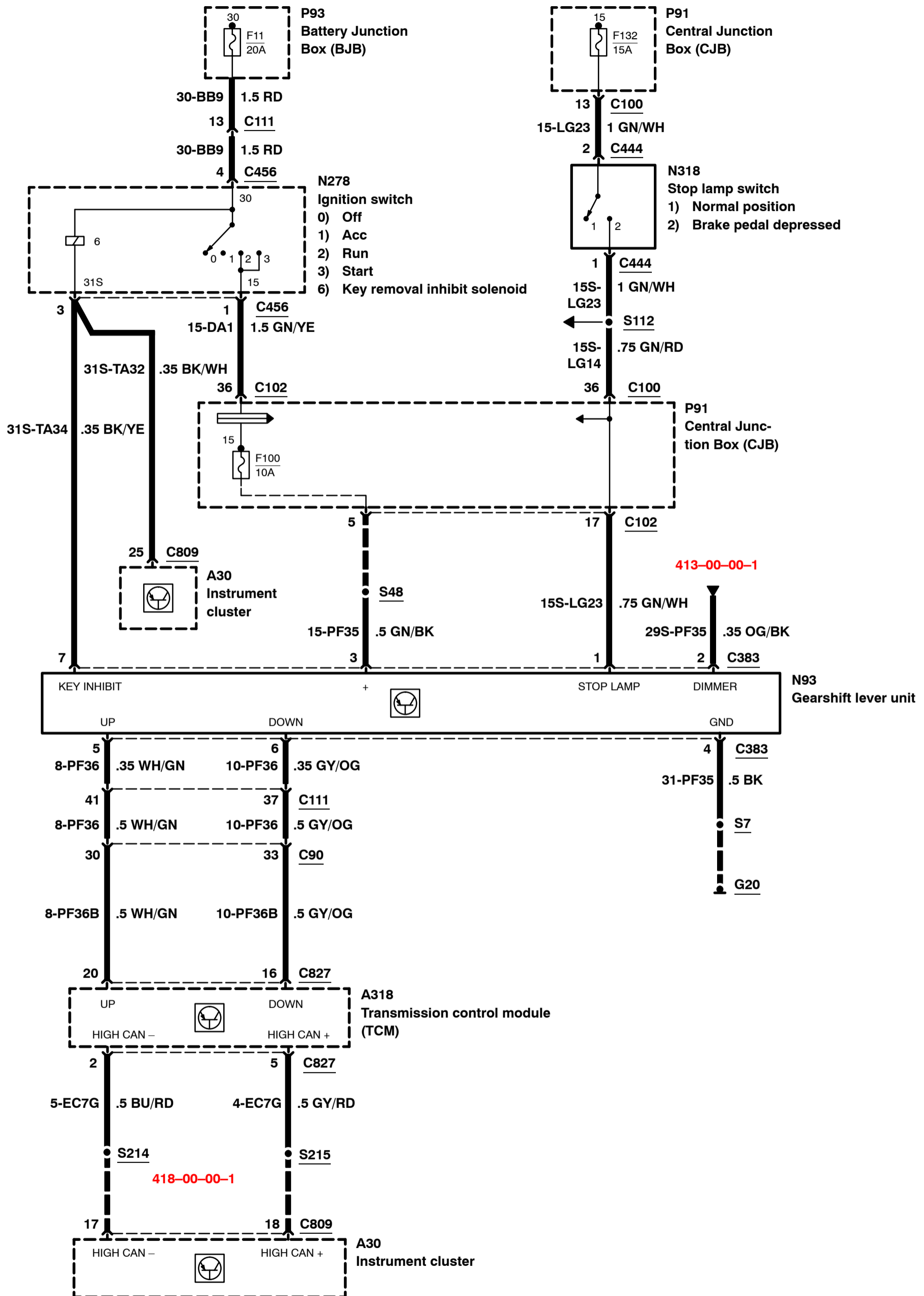
Automatic Transmission – automatic transmission

2008
307-01A-00-5
2008.75
Focus



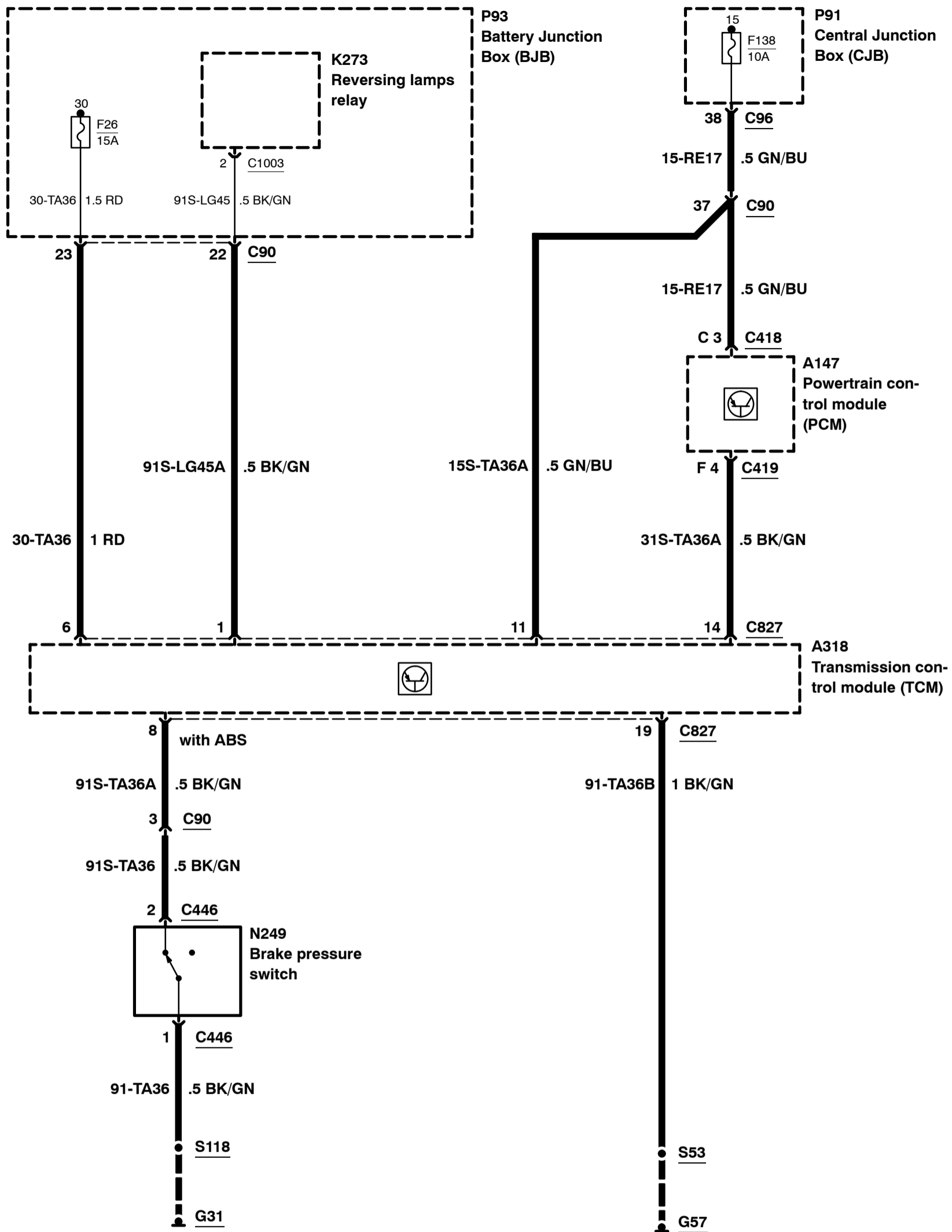
Manual Transmission – manual transmission (MPS6), without keyless go

2008
308-00-00-1
2008.75
Focus



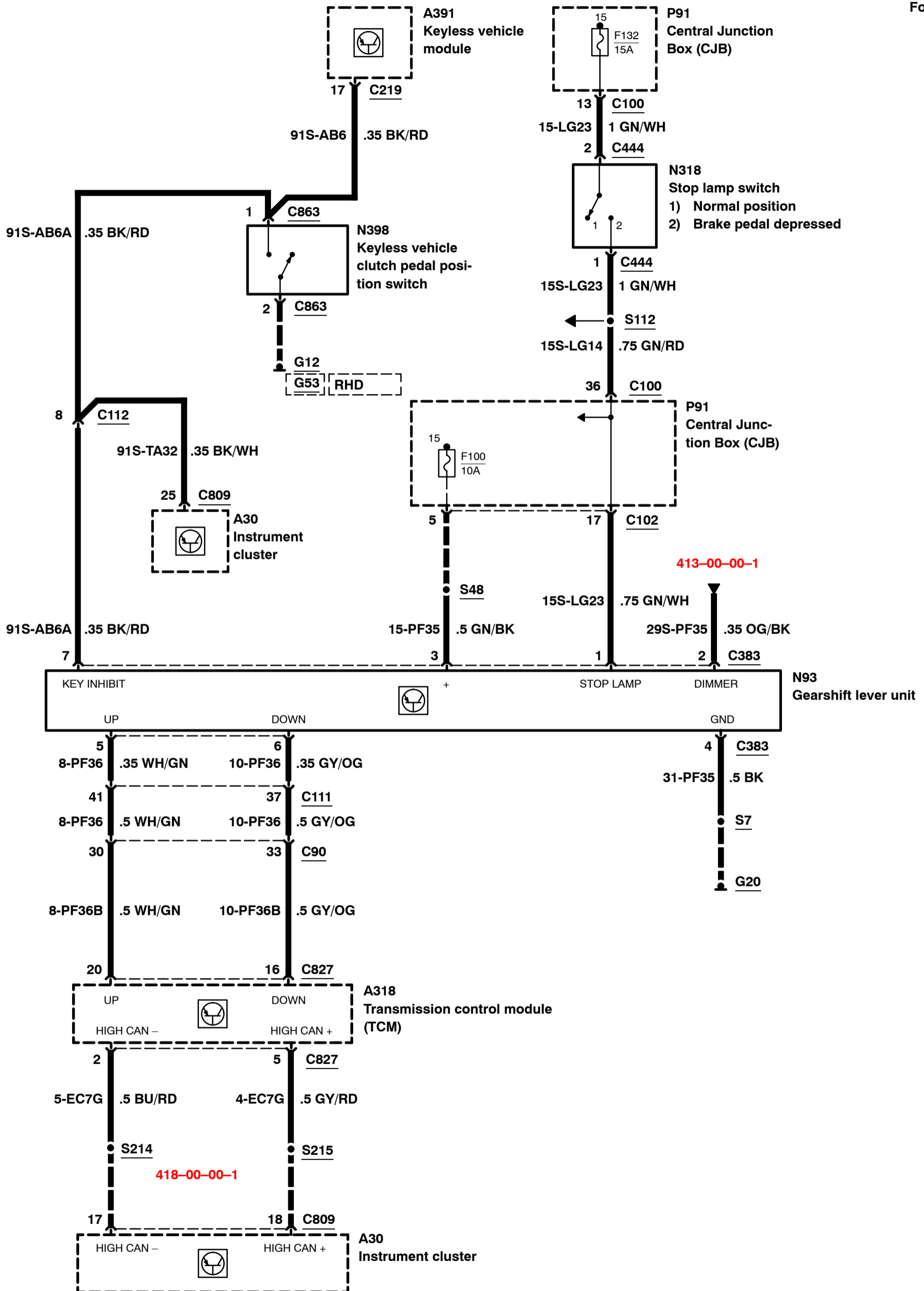
Manual Transmission – manual transmission (MPS6), without keyless go

2008
308-00-00-2
2008.75
Focus



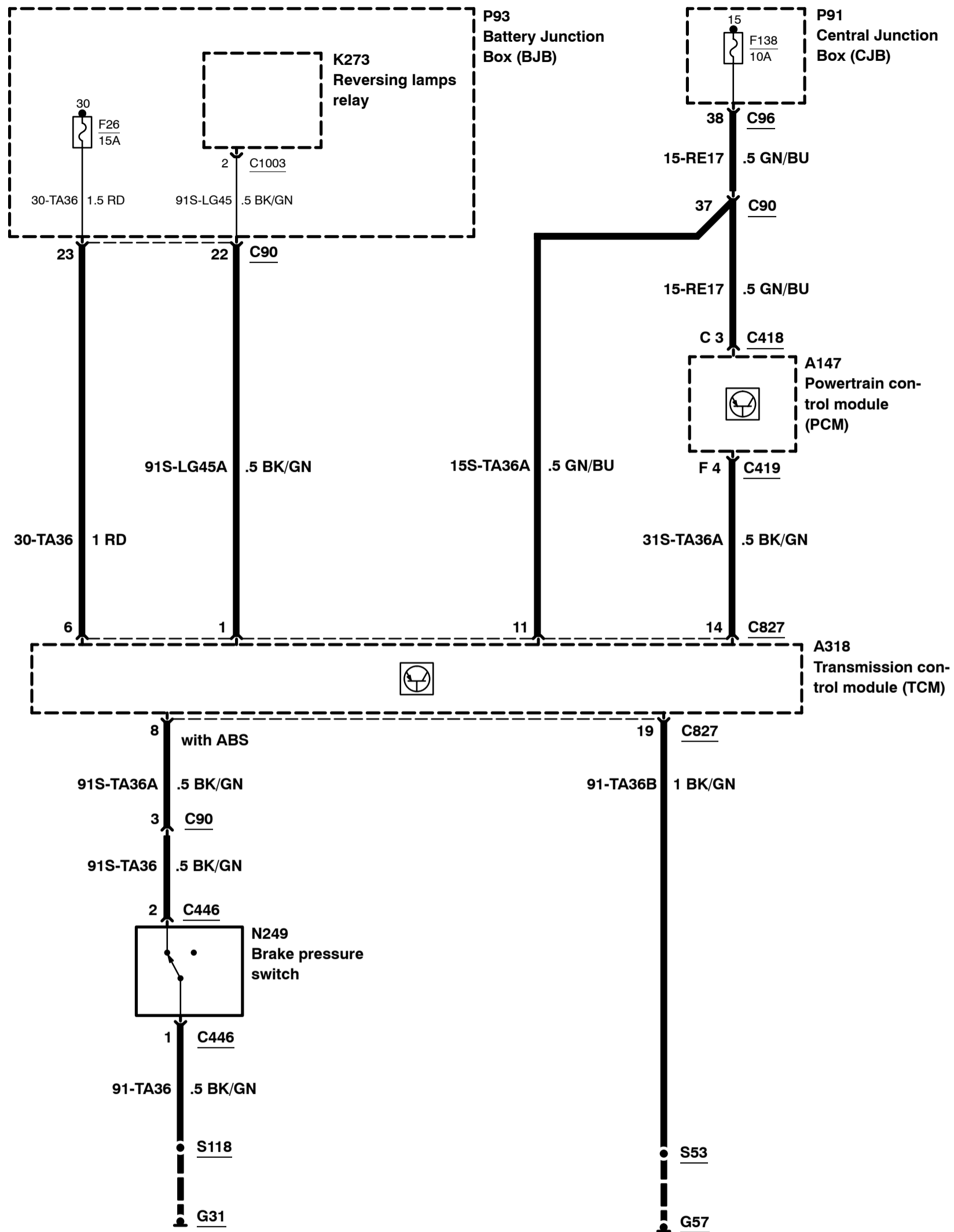
Manual Transmission – manual transmission (MPS6), without keyless go

2008
308-00-00-3
2008.75
Focus



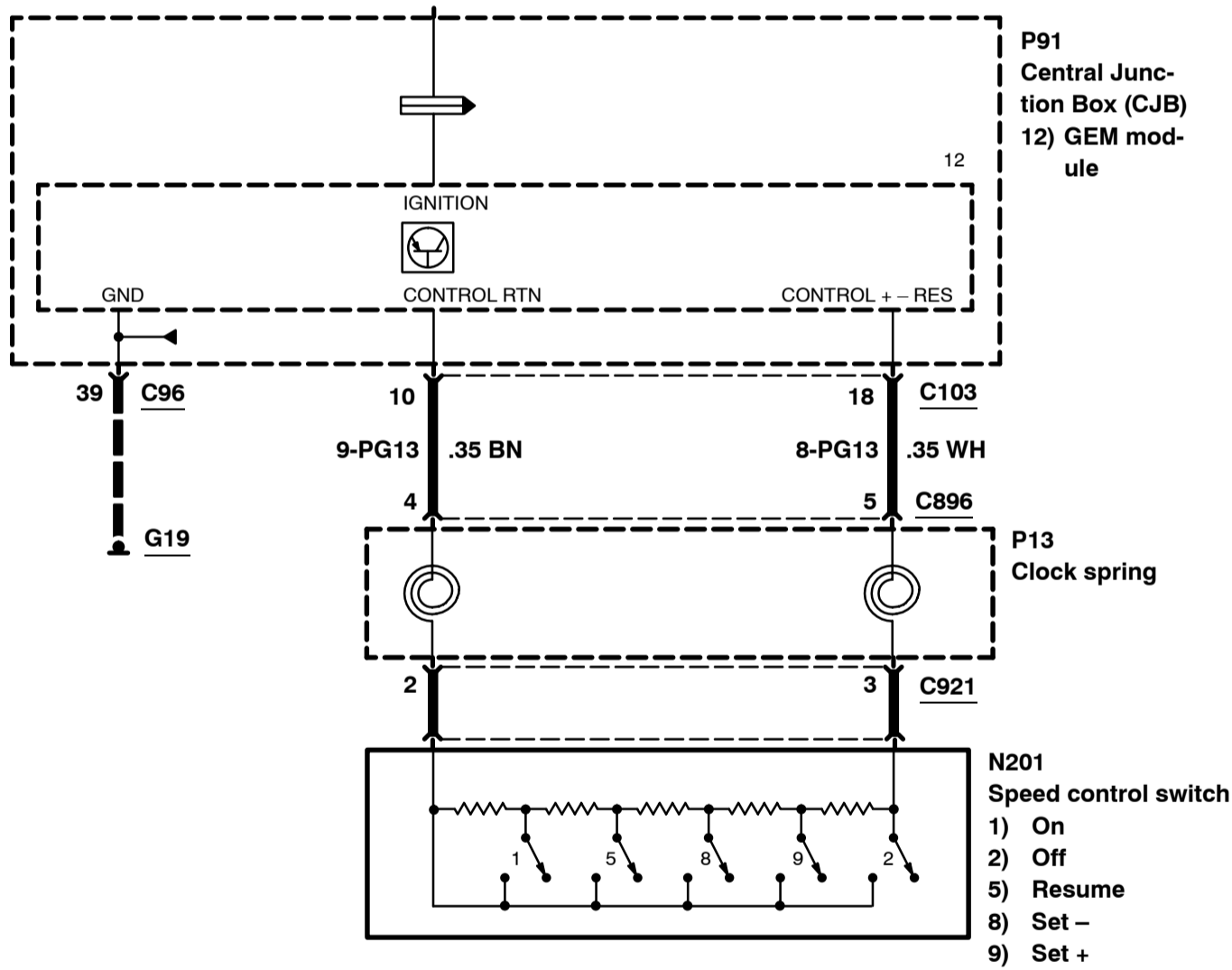
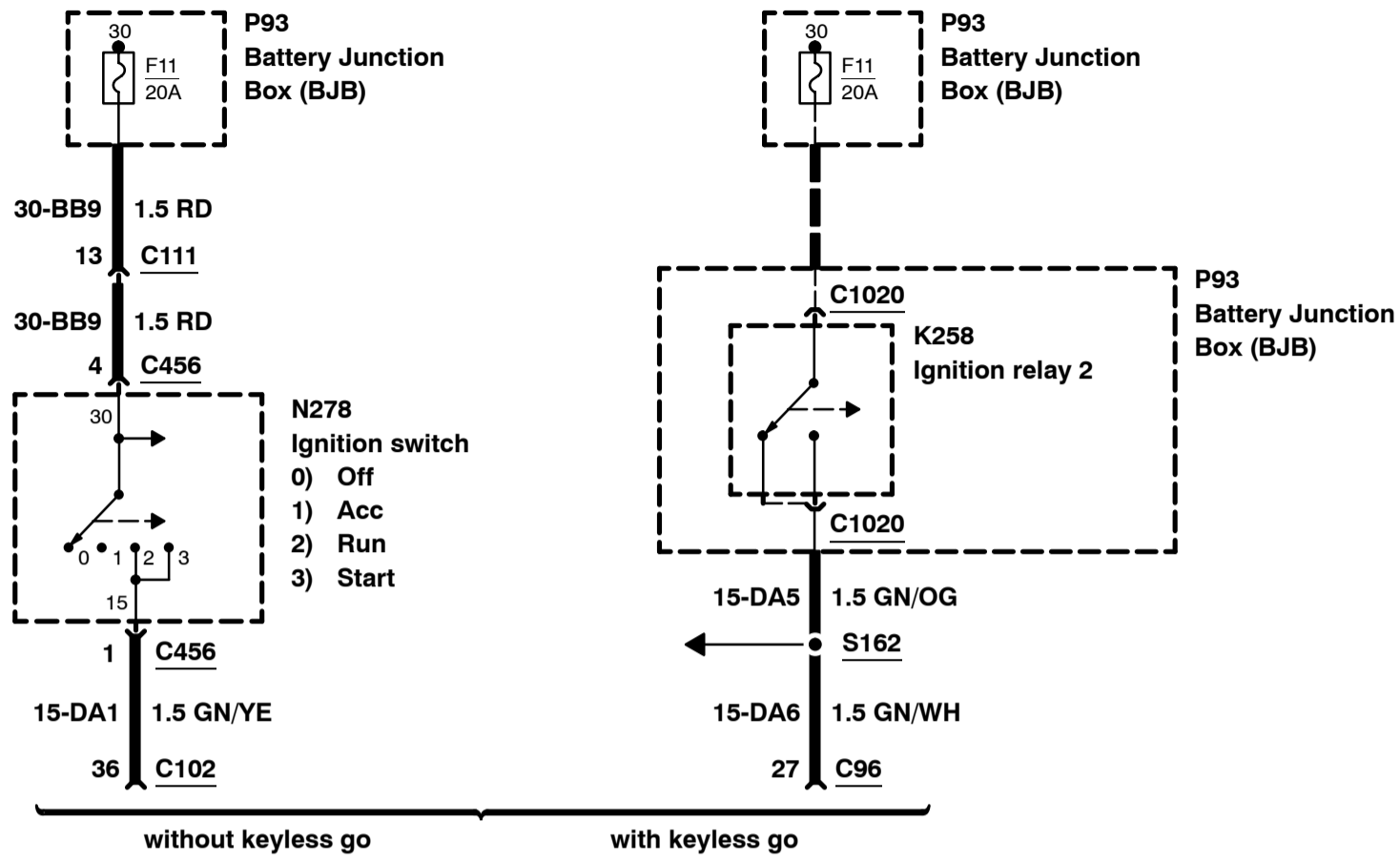
Manual Transmission – manual transmission (MPS6), with keyless go

2008
308-00-00-4
2008.75
Focus



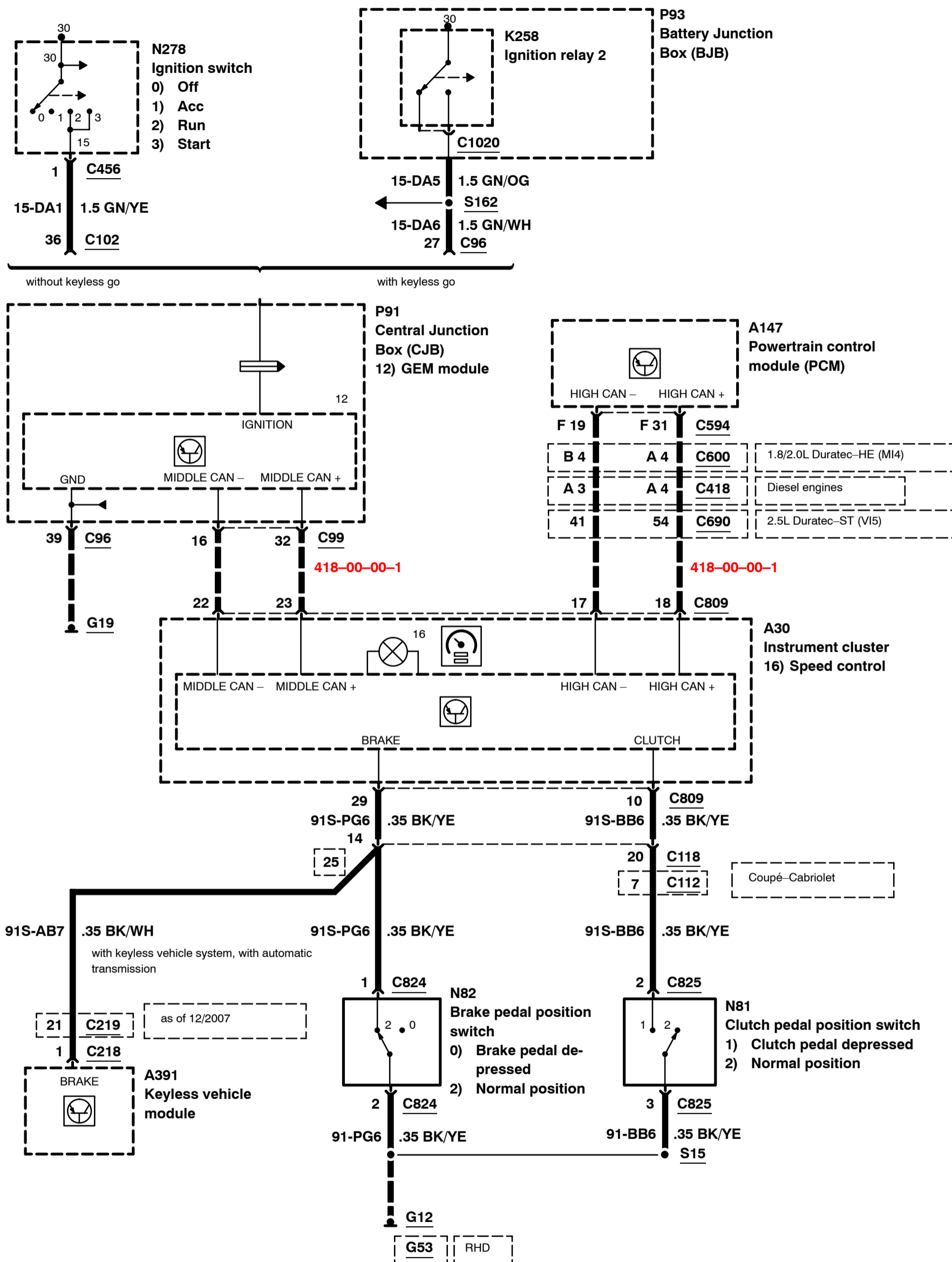
Speed Control

2008
310-03-00-1
2008.75
Focus



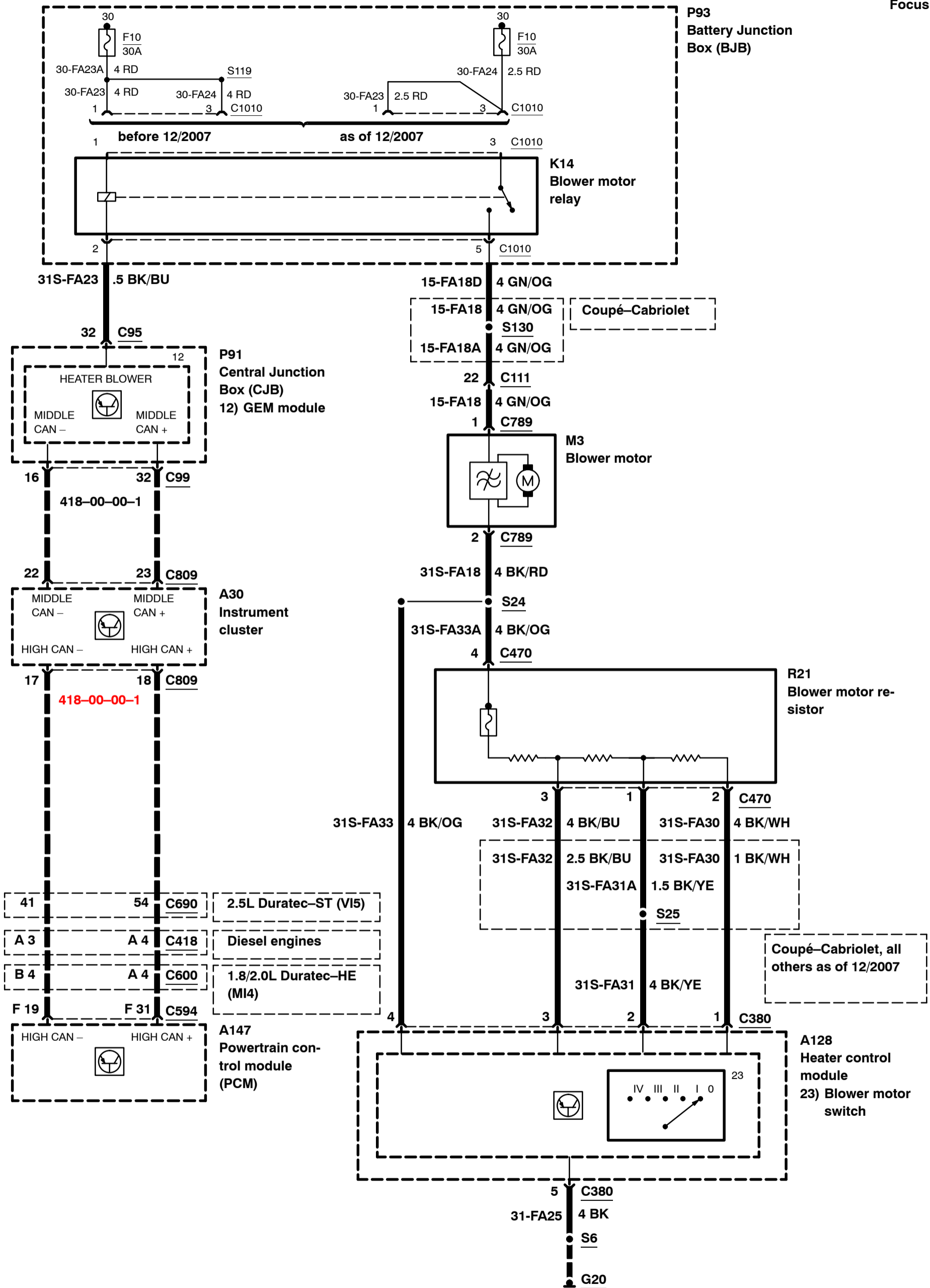
Speed Control

2008
310-03-00-2
2008.75
Focus



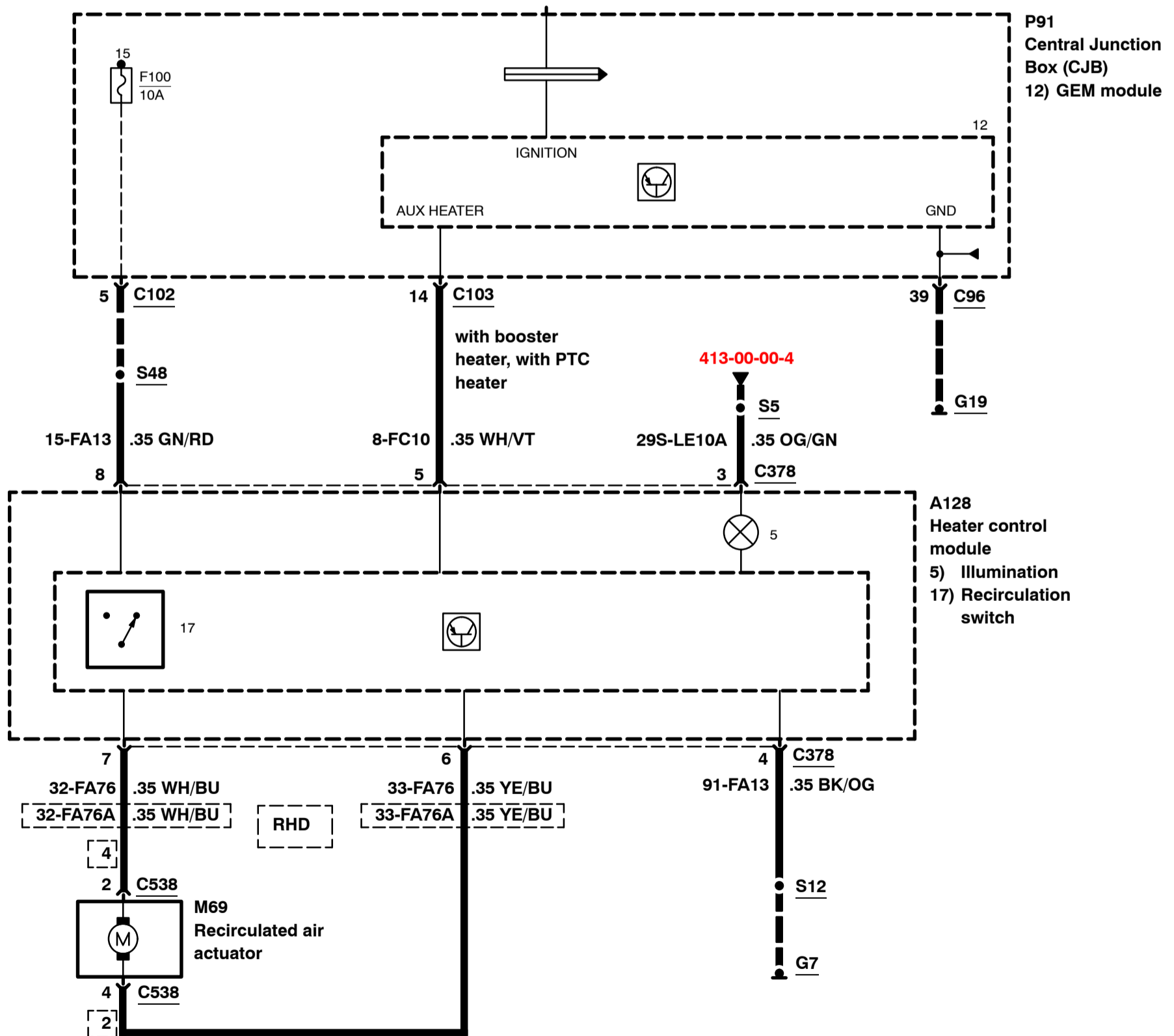
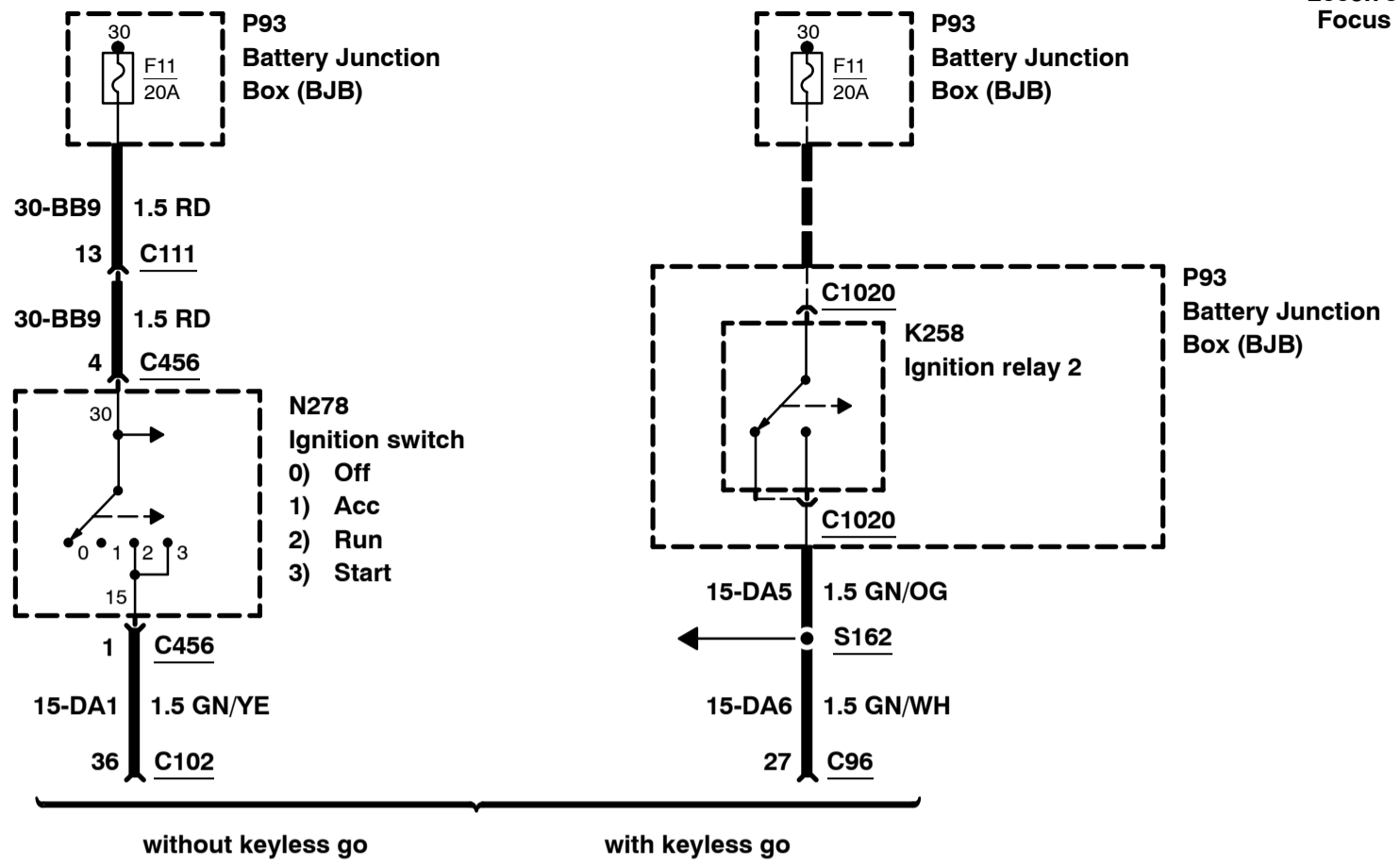
Heating and Ventilation

2008
412-02A-00-1
2008.75
Focus



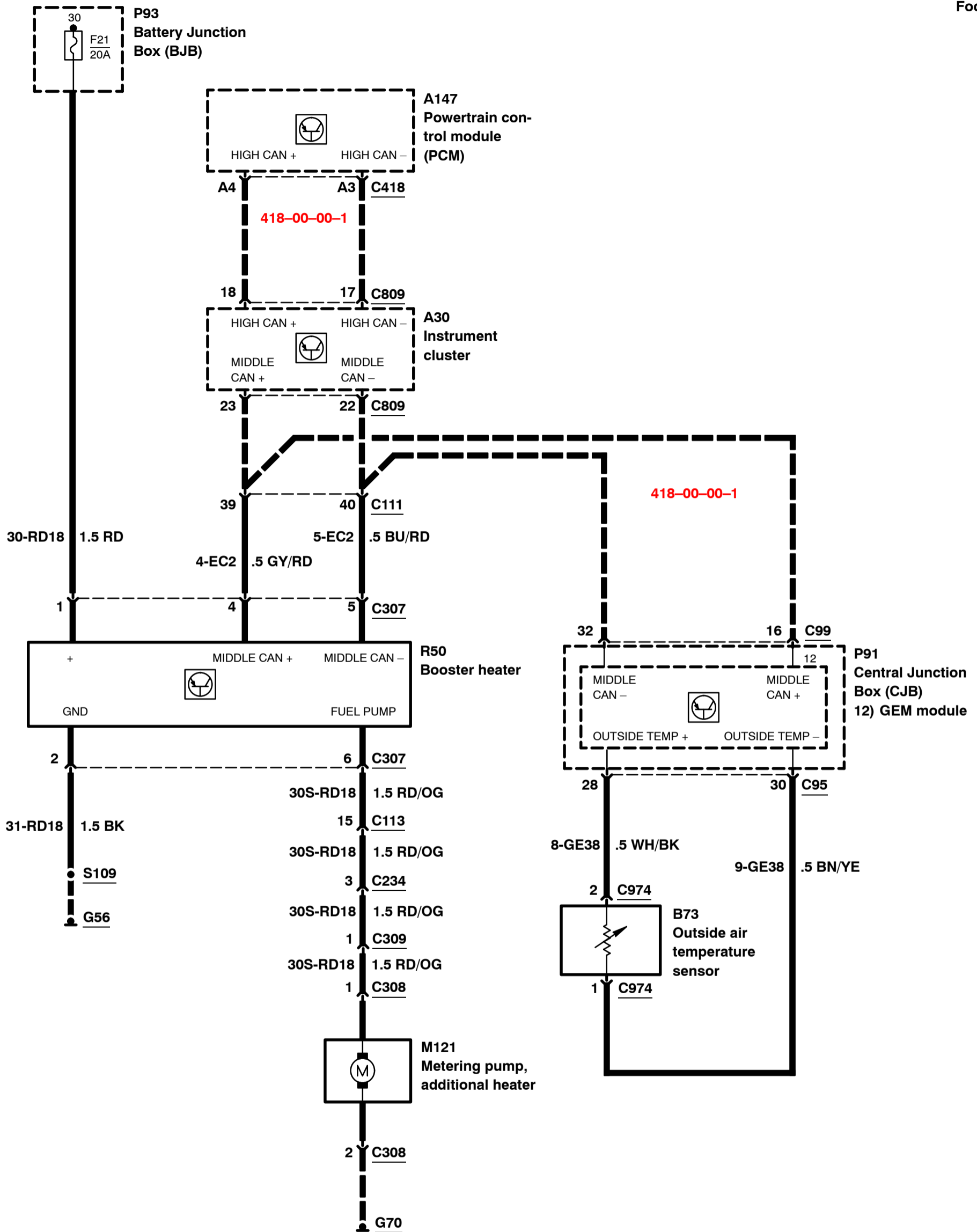
Heating and Ventilation

2008
412-02A-00-2
2008.75
Focus



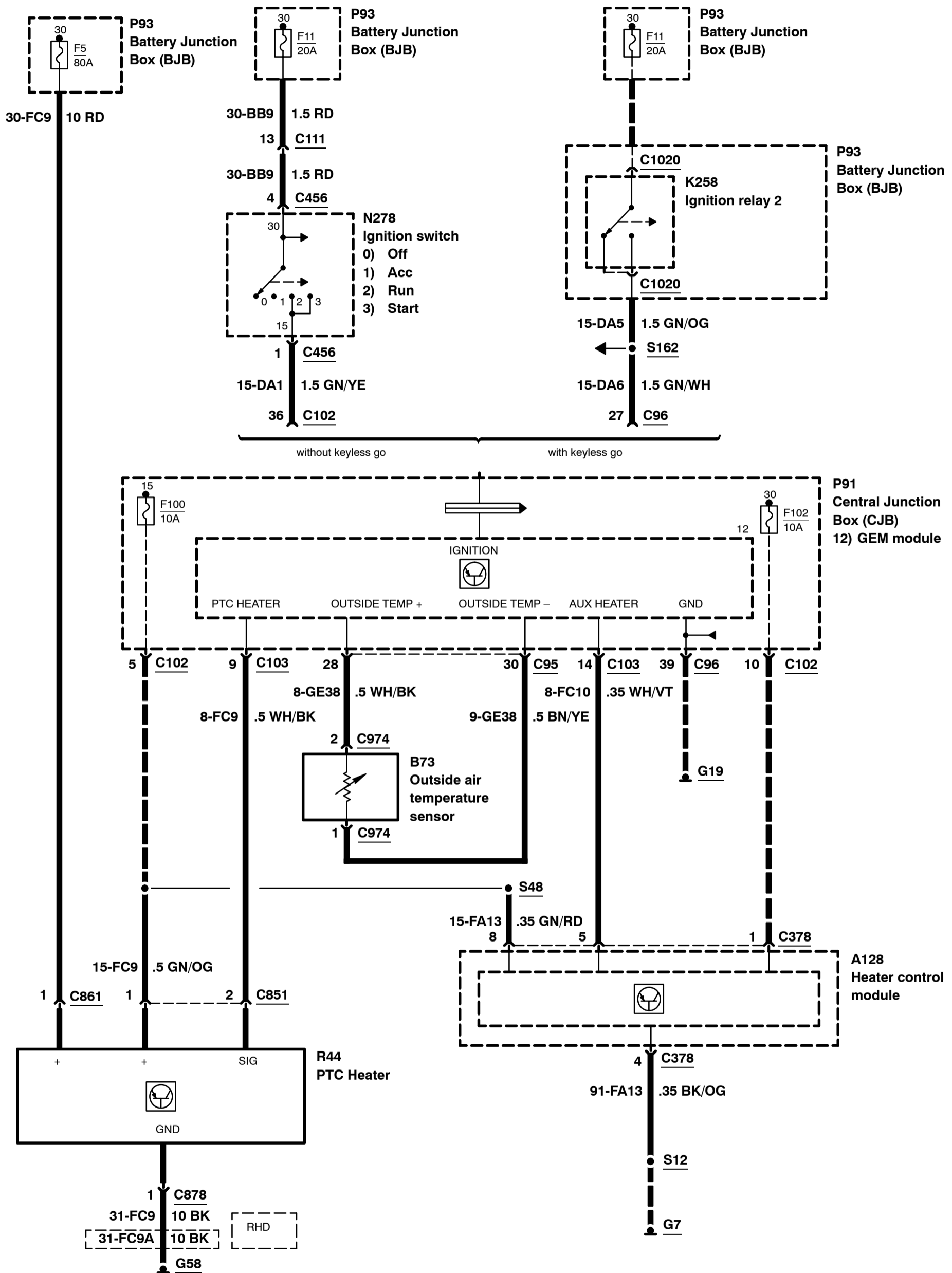
Auxiliary Heating – with booster heater

2008
412-02B-00-1
2008.75
Focus



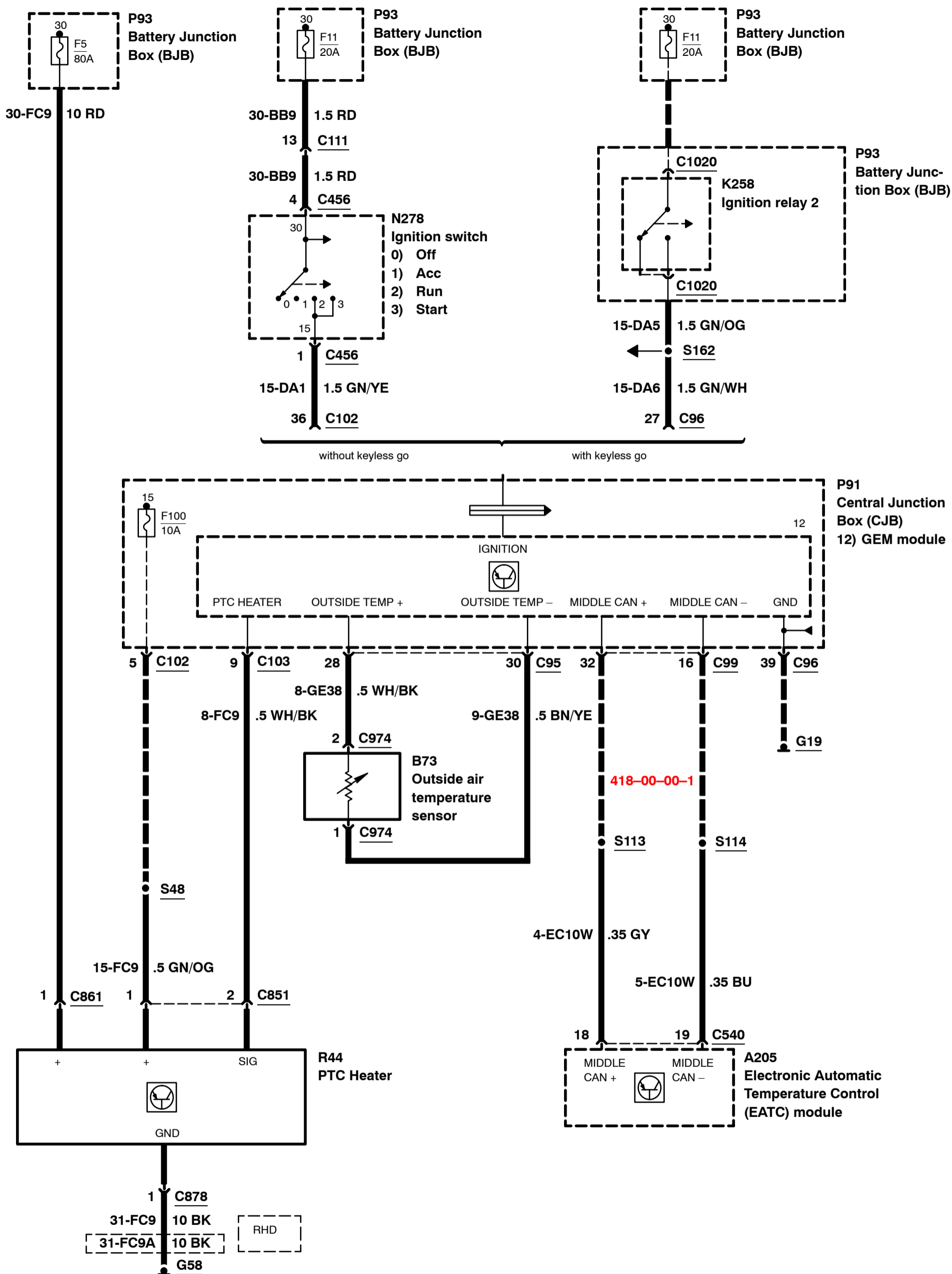
Auxiliary Heating – with PTC heater, without EATC

2008
412-02B-00-2
2008.75
Focus

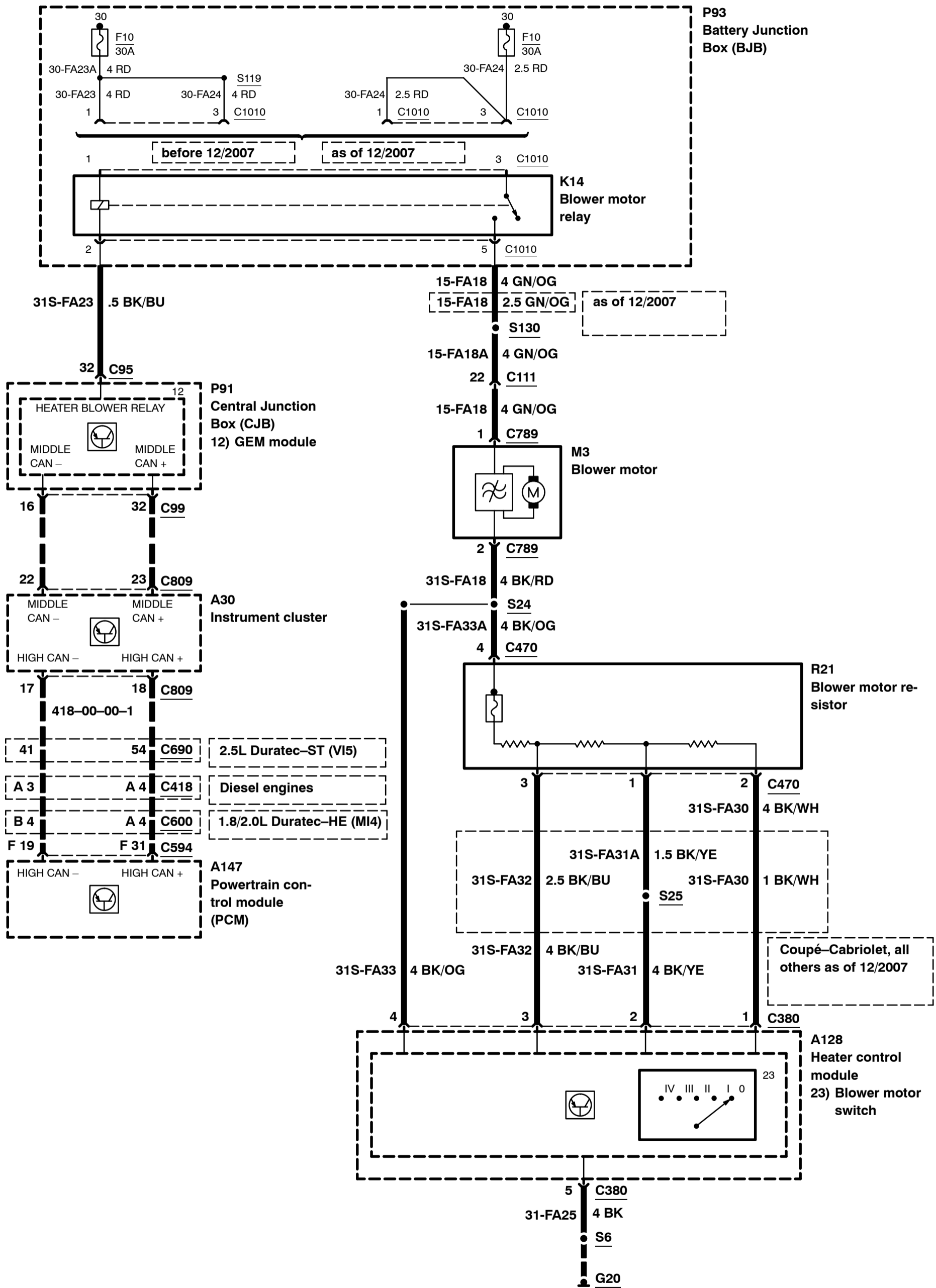


Auxiliary Heating – with PTC heater, with EATC

2008
412-02B-00-3
2008.75
Focus

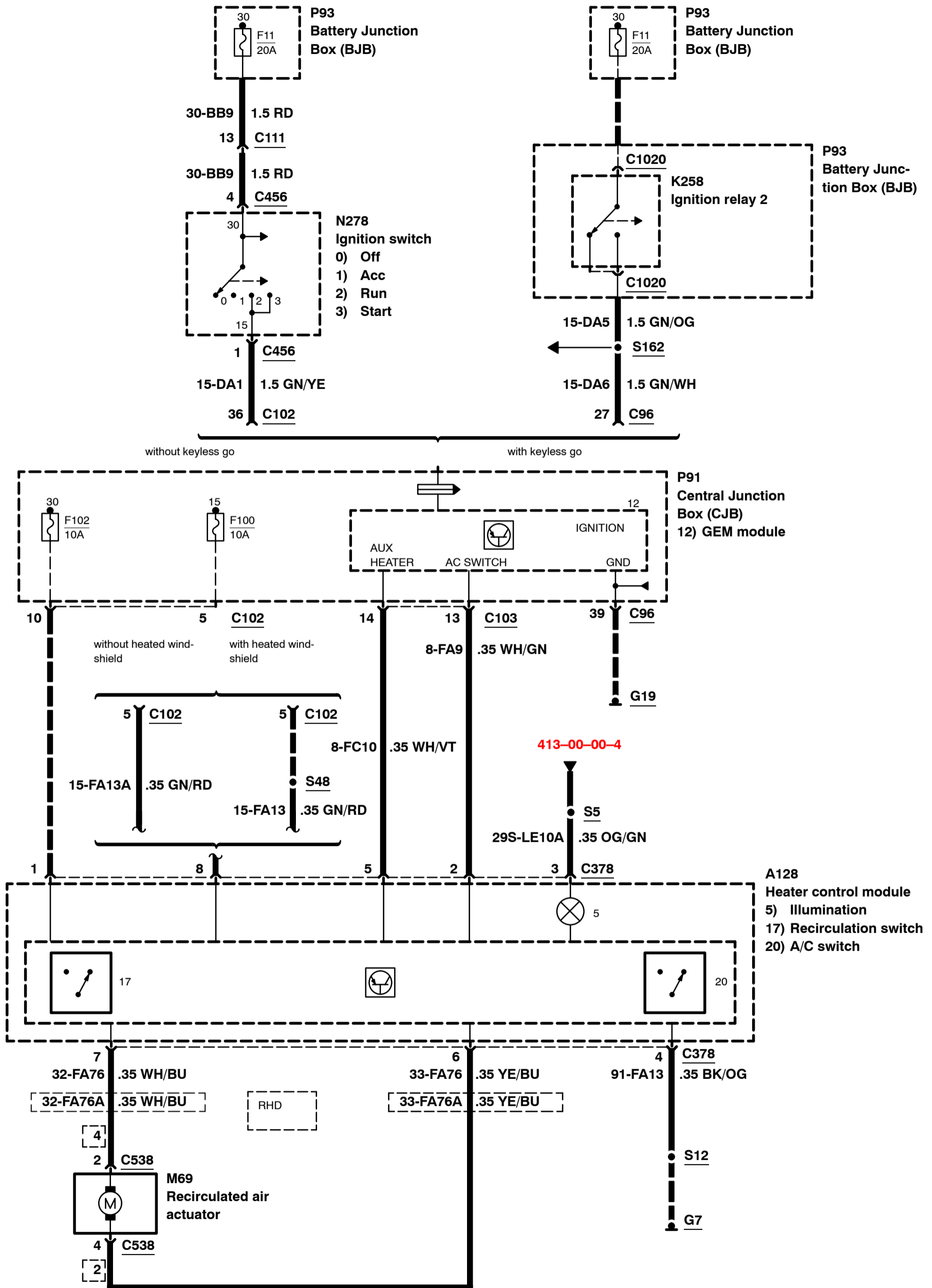


Air Conditioning – without EATC



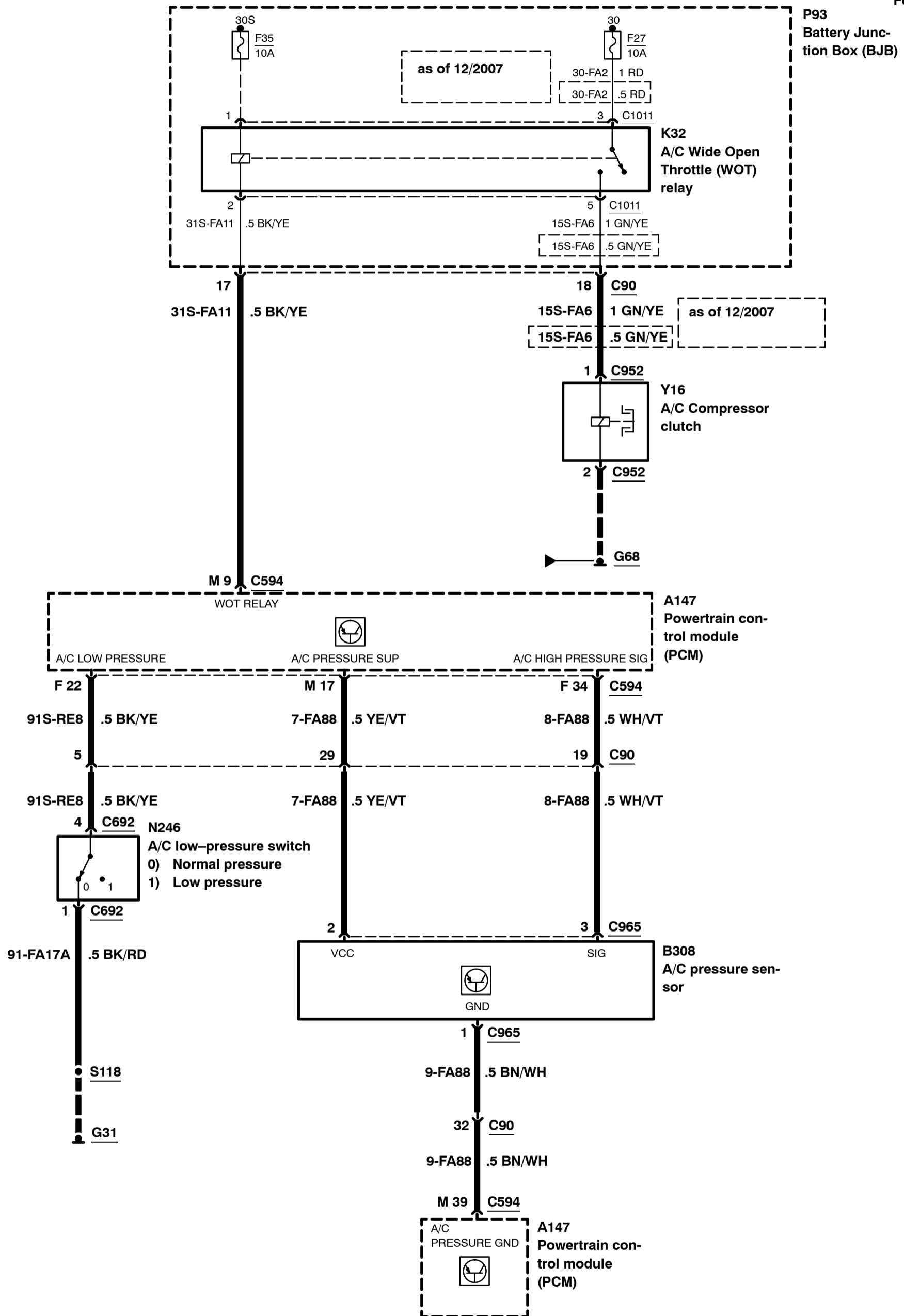
Air Conditioning – without EATC

2008
412-03-00-2
2008.75
Focus



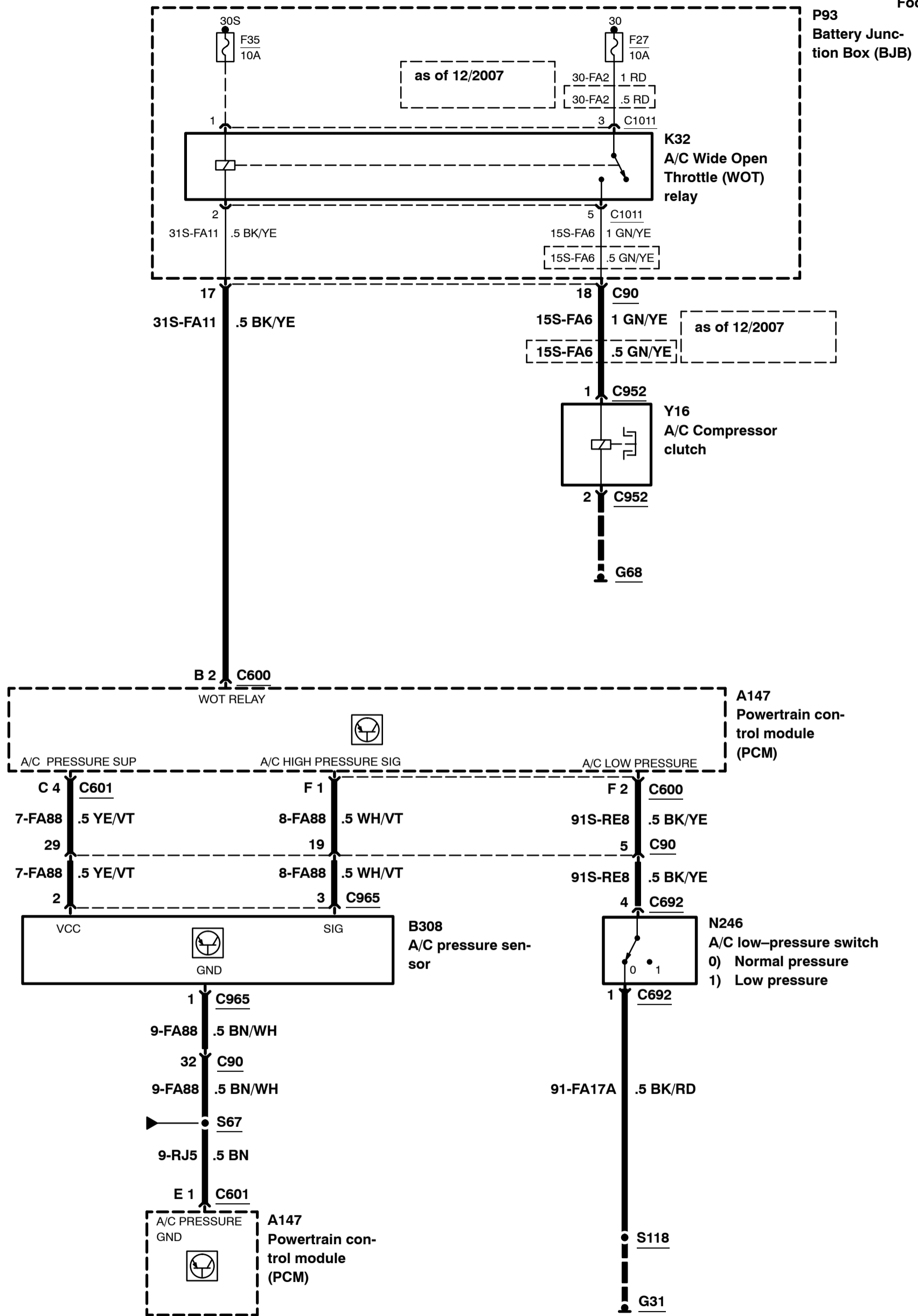
Air Conditioning – without EATC, 1.4/1.6L Duratec–16V (Sigma), 1.6L Duratec–16V Ti–VCT (Sigma)

2008
412-03-00-3
2008.75
Focus



Air Conditioning – without EATC, 1.8/2.0L Duratec–HE (MI4)

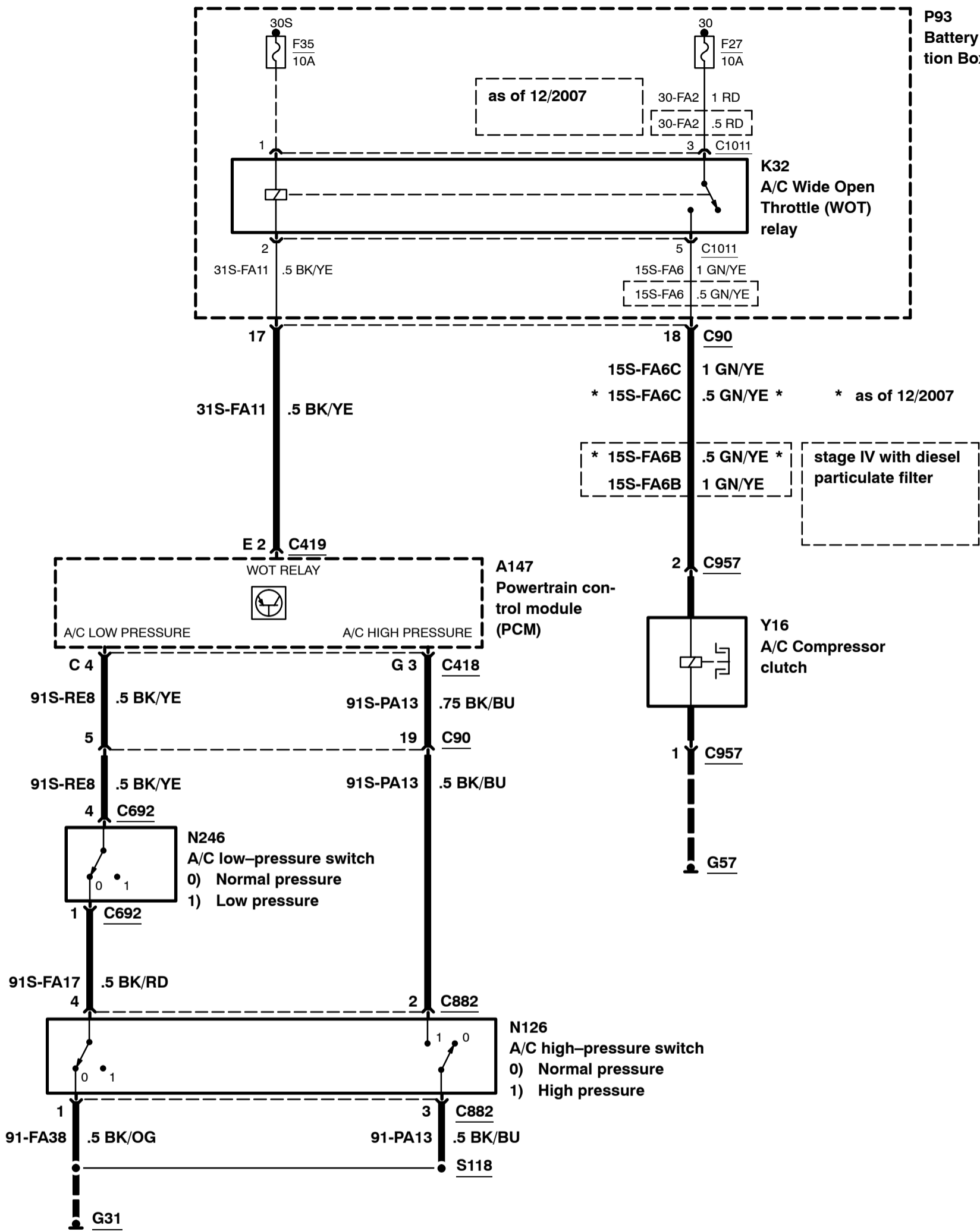
2008
412-03-00-4
2008.75
Focus



Air Conditioning – without EATC, 1.6L Duratorq–TDCi (DV) Diesel

2008
412-03-00-5
2008.75
Focus

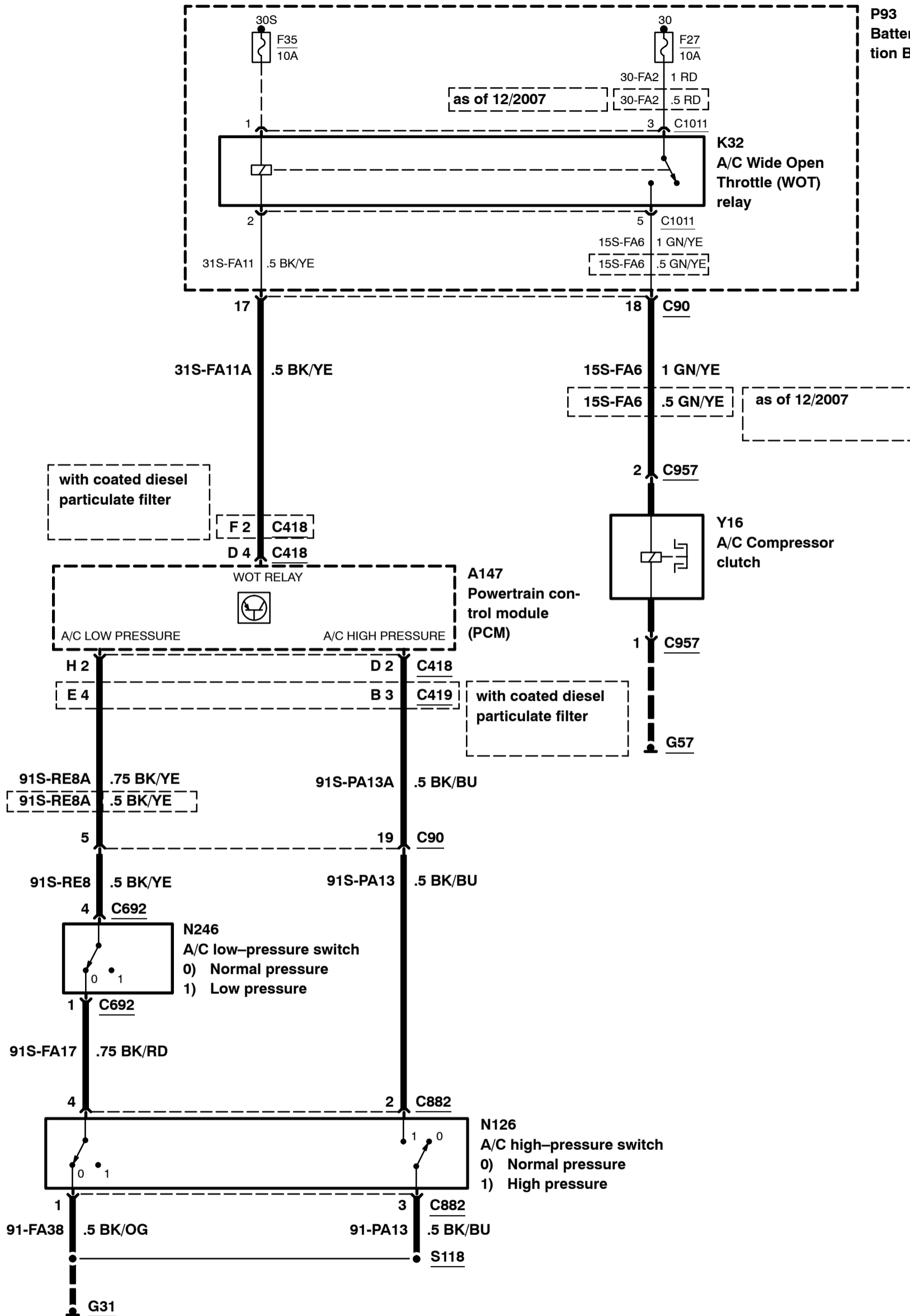
P93
Battery Junction Box (BJB)



Air Conditioning – without EATC, 2.0L Duratorq–TDCi (DW) Diesel

2008
412-03-00-6
2008.75
Focus

P93
Battery Junction Box (BJB)

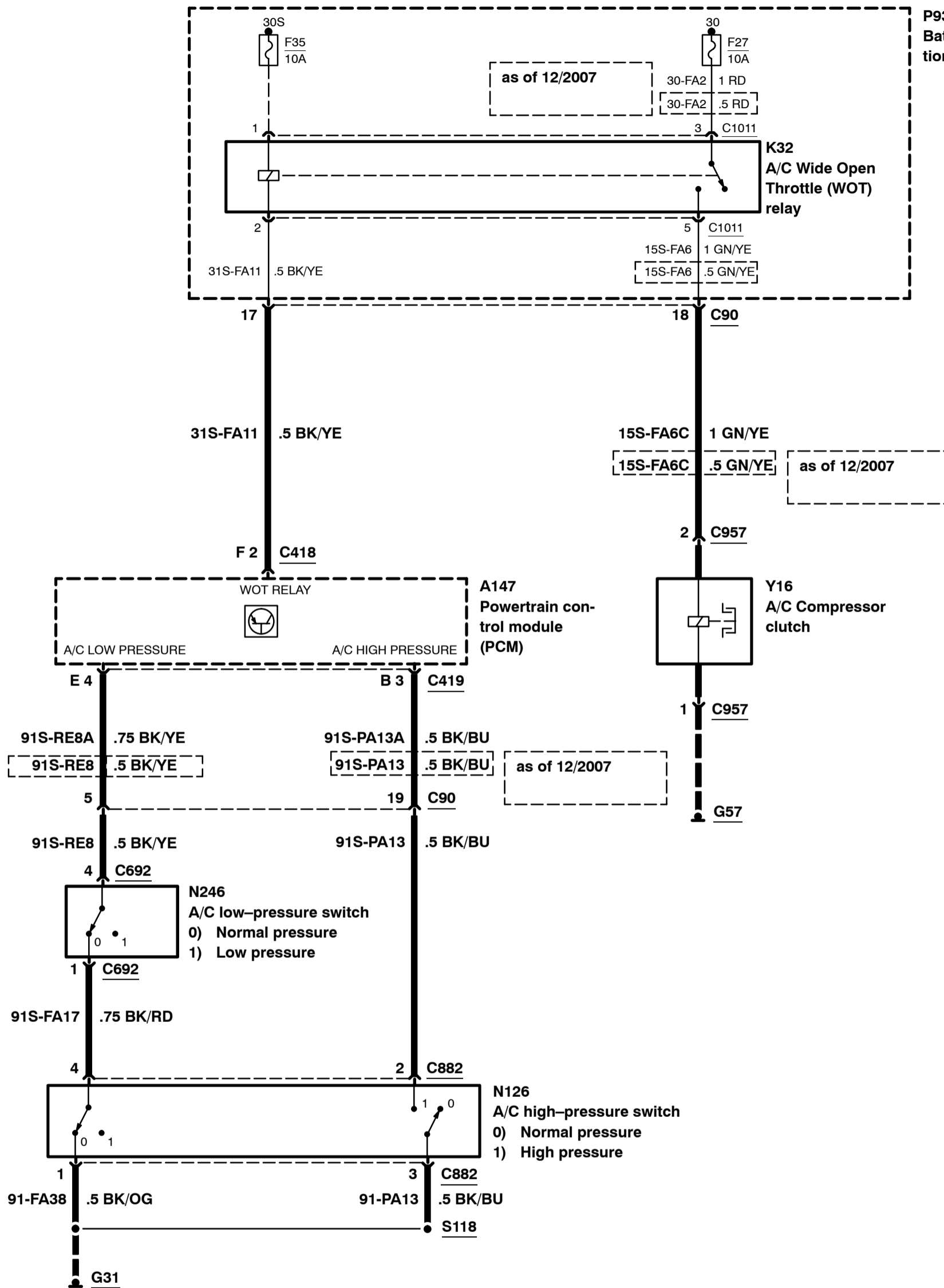


Air Conditioning – 1.8L Duratorq–TDCi (Kent) Diesel

2008
412-03-00-7

2008.75
Focus

P93
Battery Junction Box (BJB)

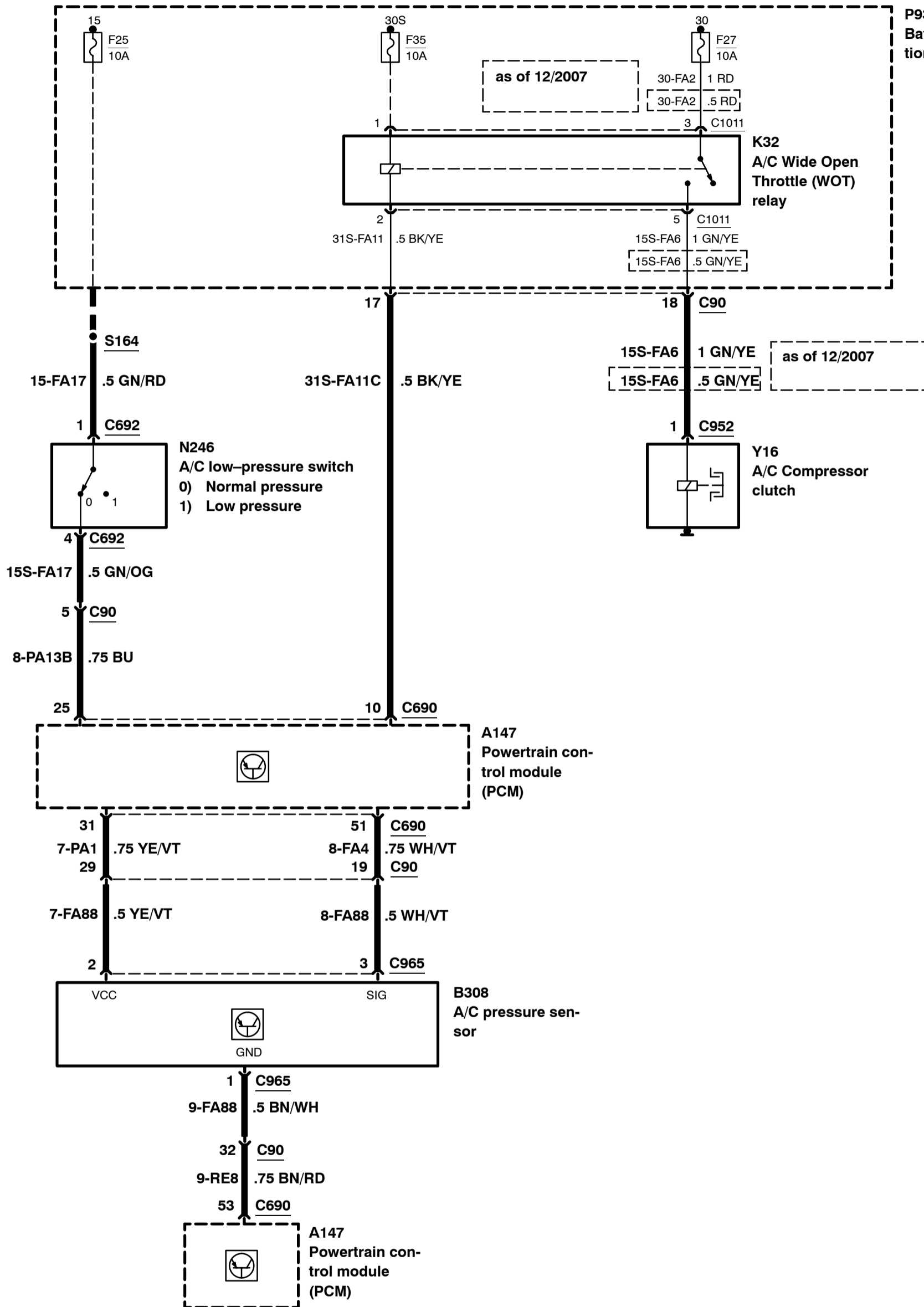


Air Conditioning – without EATC, 2.5L Duratec–ST (VI5)

2008
412-03-00-8

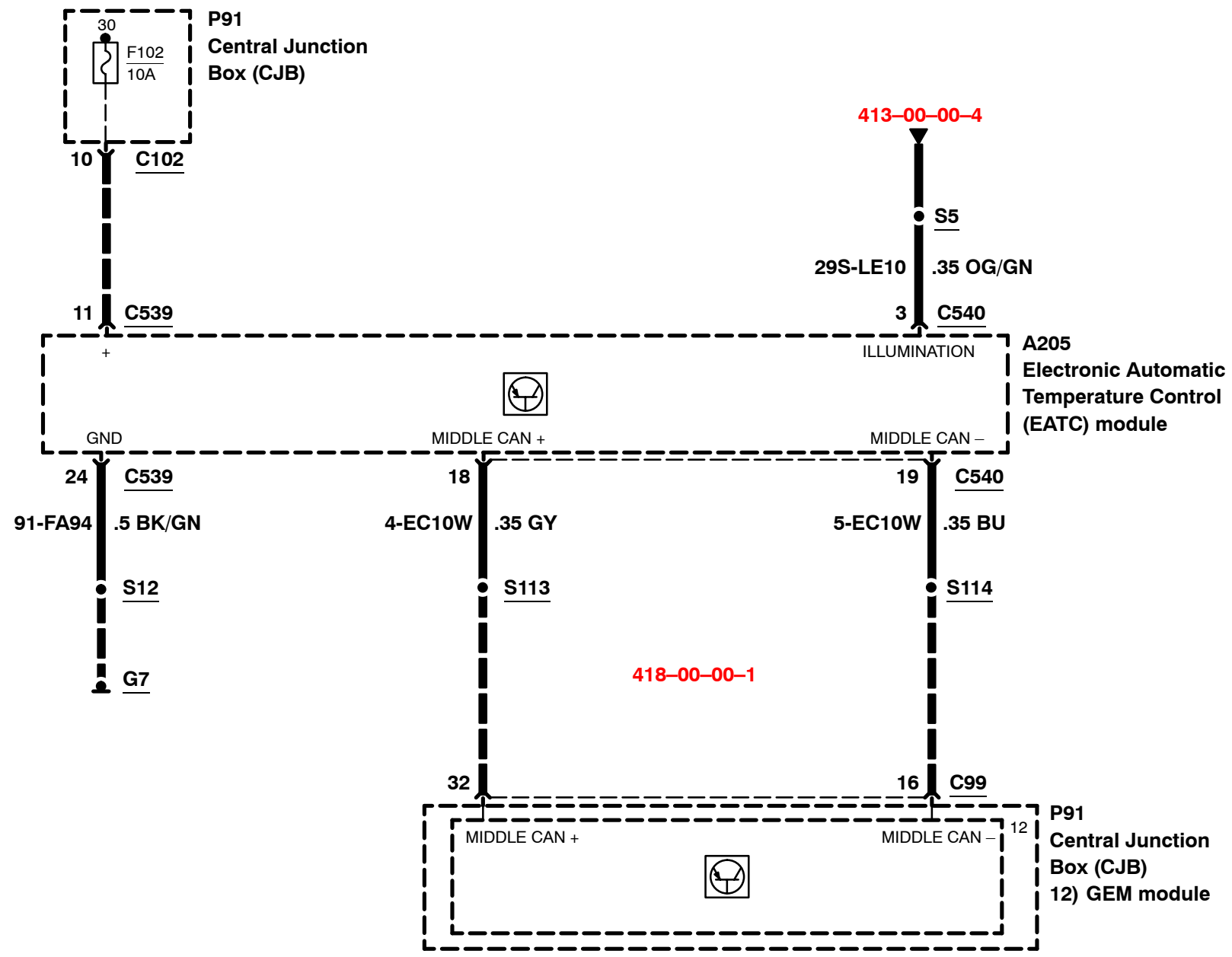
2008.75
Focus

P93
Battery Junction
Box (BJB)



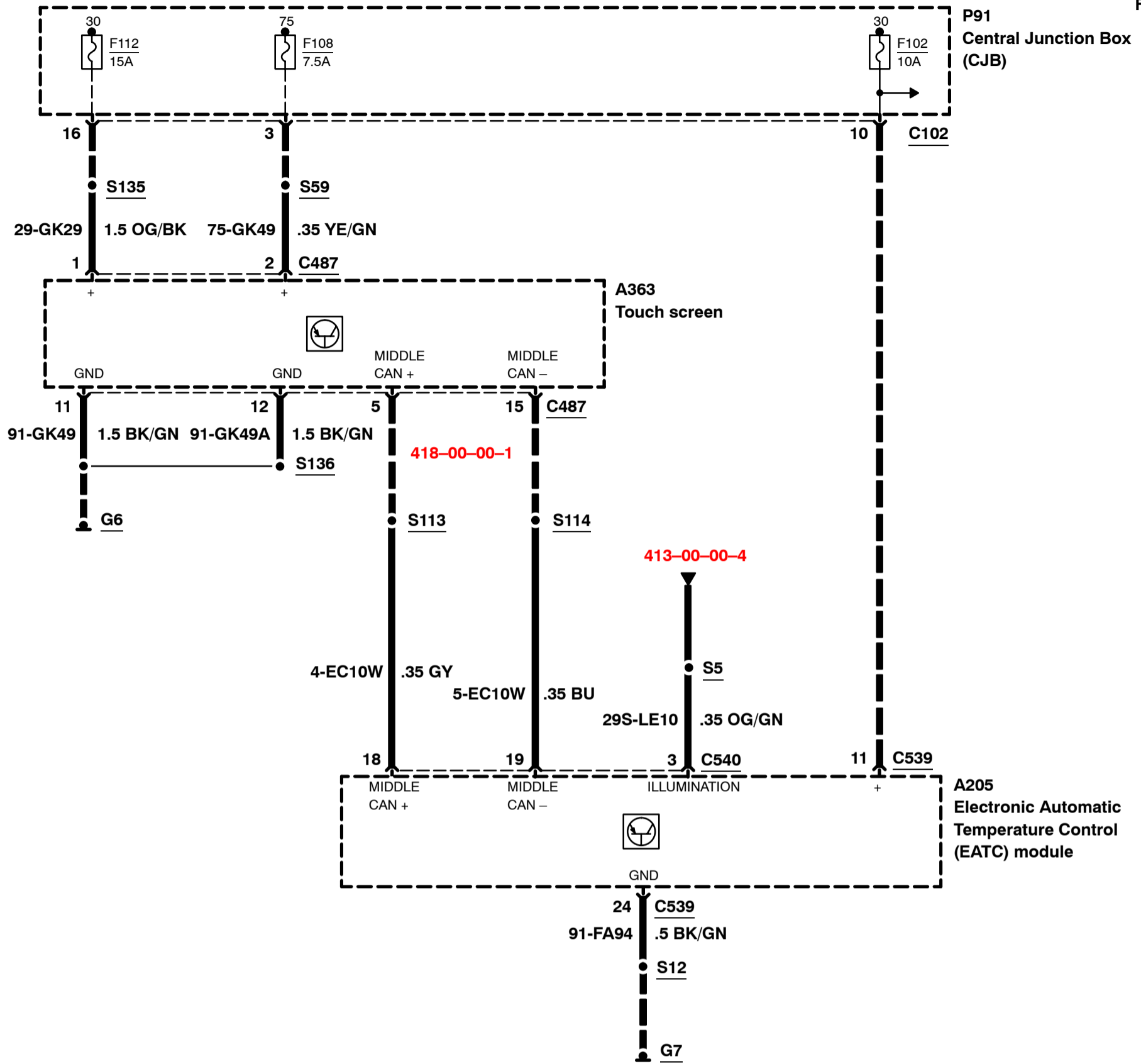
2008
412-03-00-9
2008.75
Focus

Air Conditioning – with EATC, except DVD navigation system with touch screen

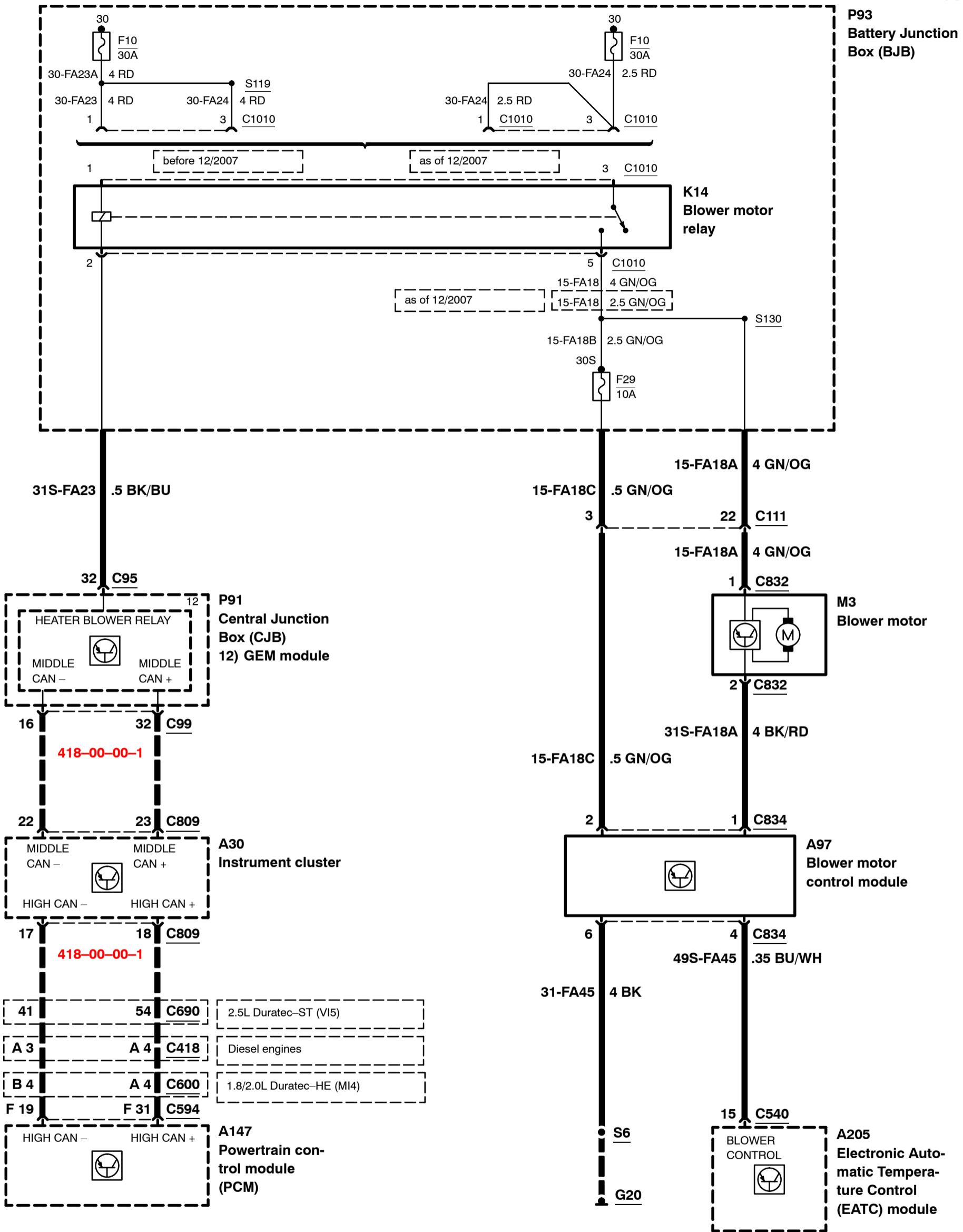


Air Conditioning – with EATC, with DVD navigation system with touch screen

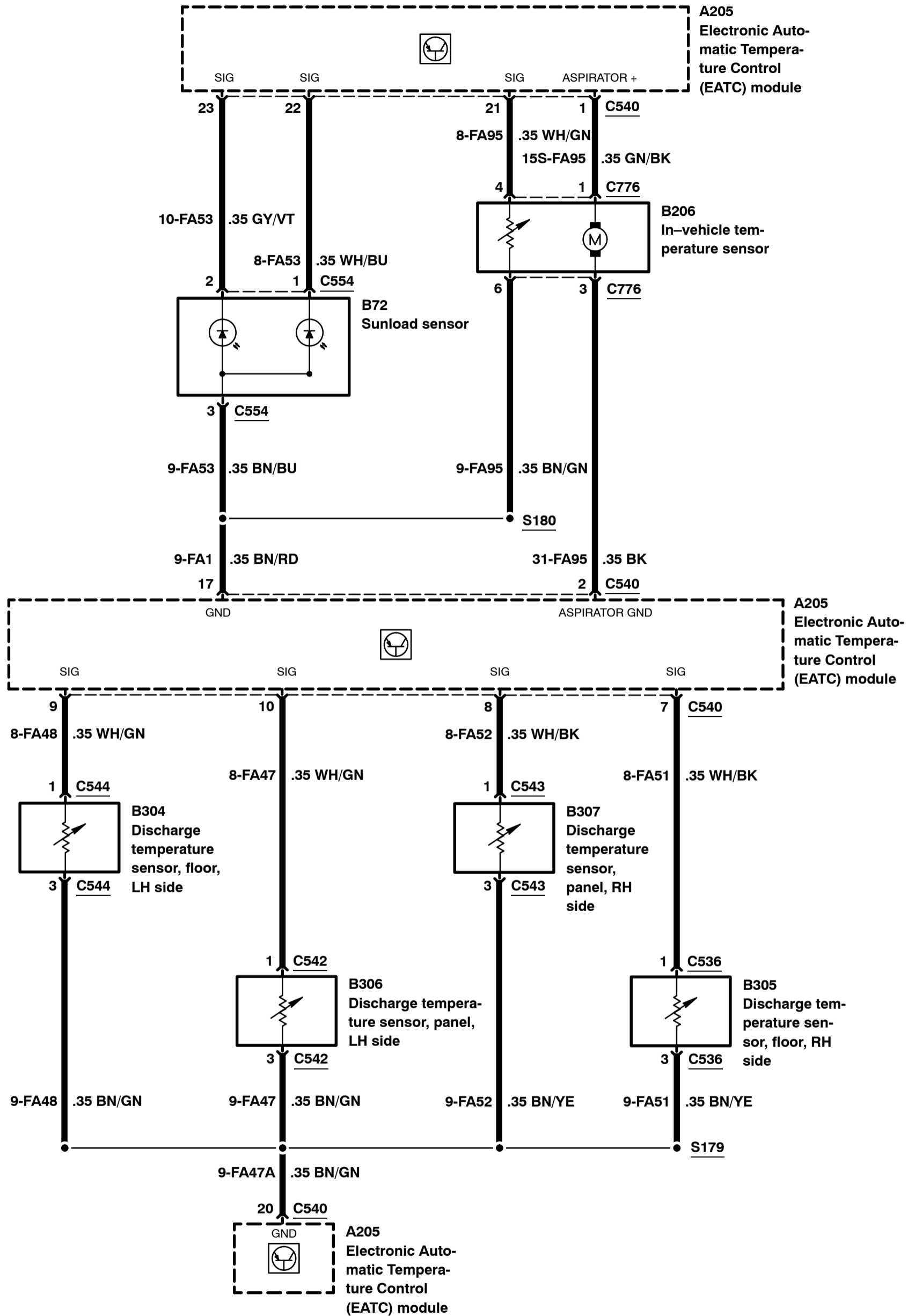
2008
412-03-00-10
2008.75
Focus



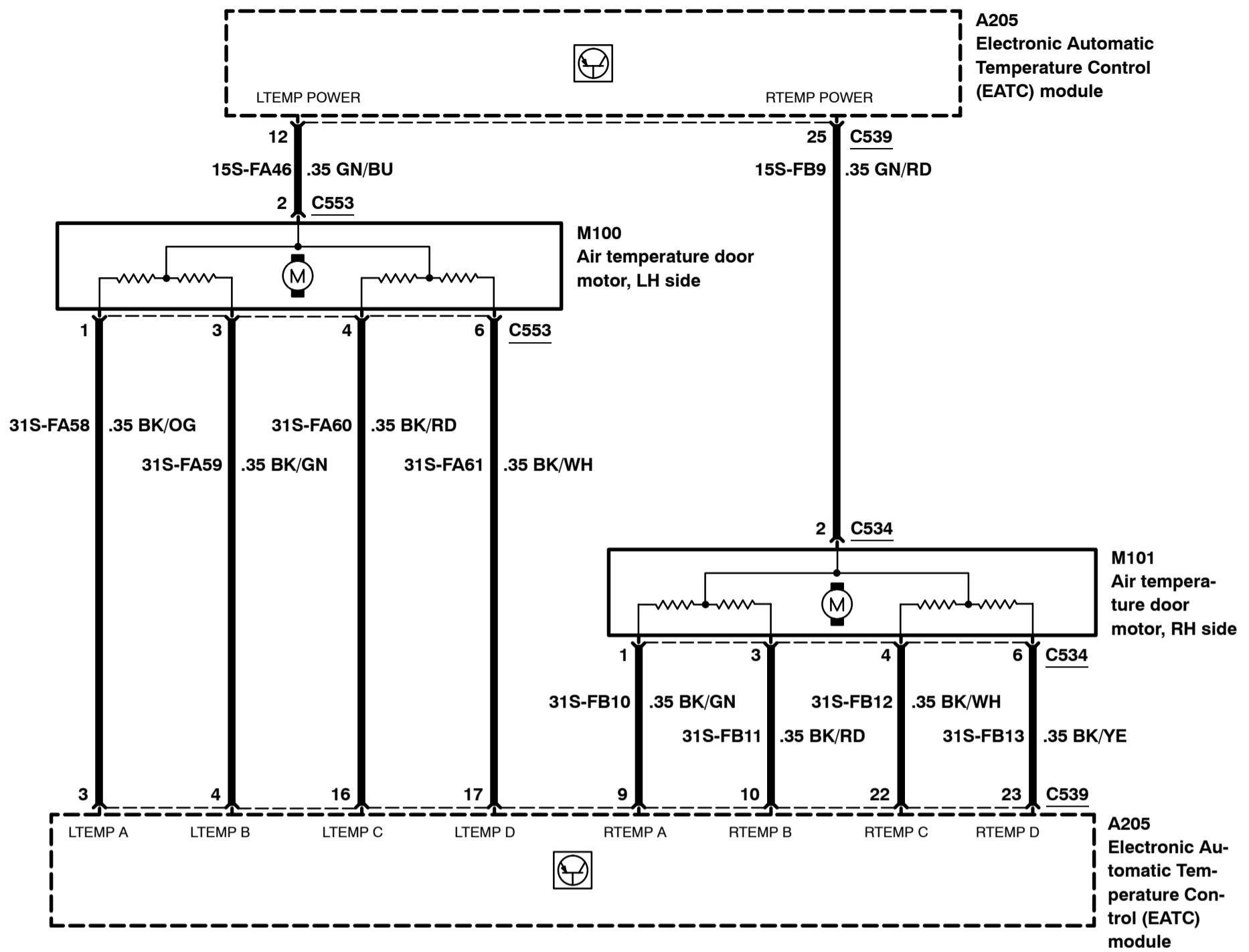
Air Conditioning – with EATC



Air Conditioning – with EATC

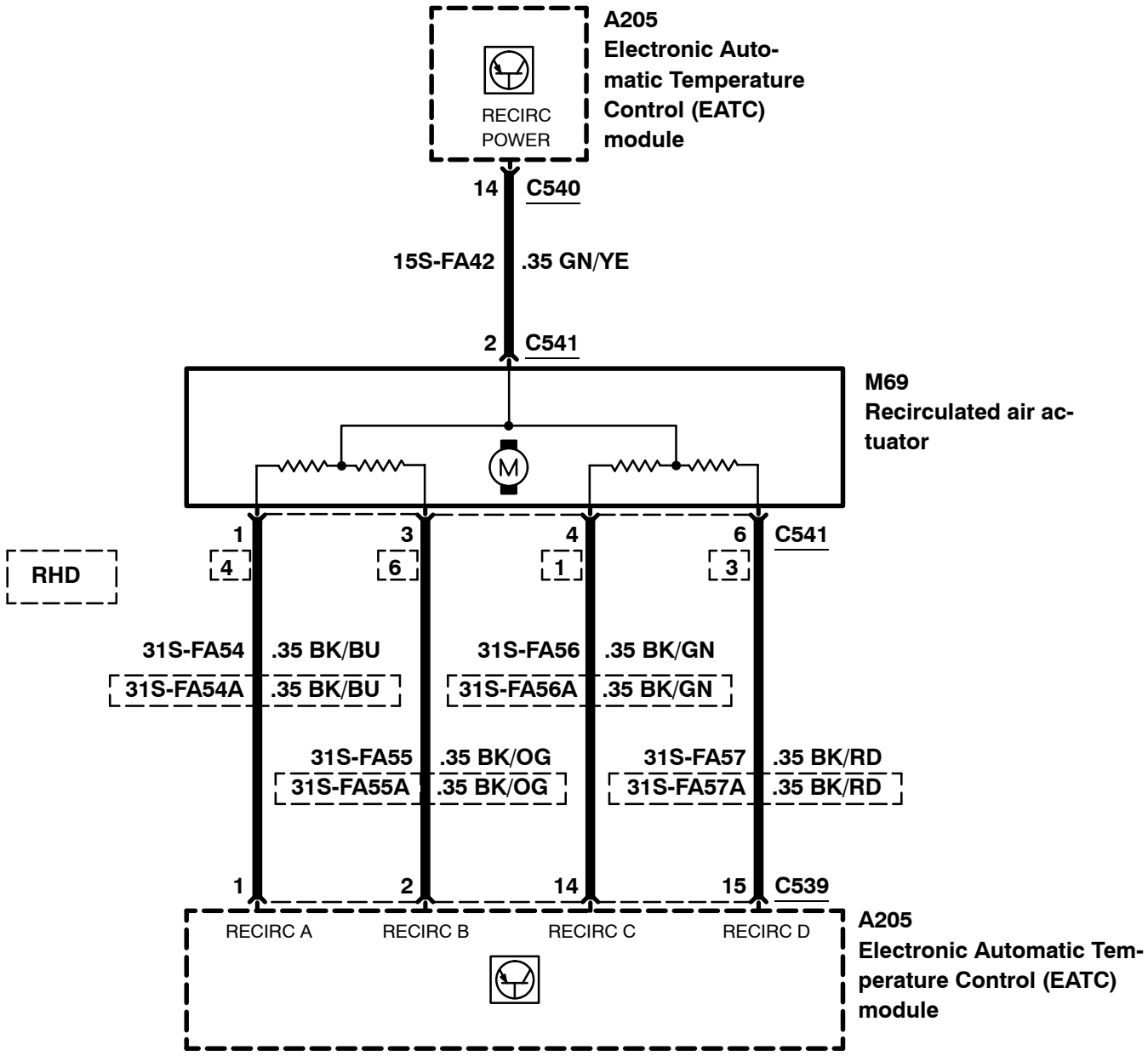


Air Conditioning – with EATC



Air Conditioning – with EATC

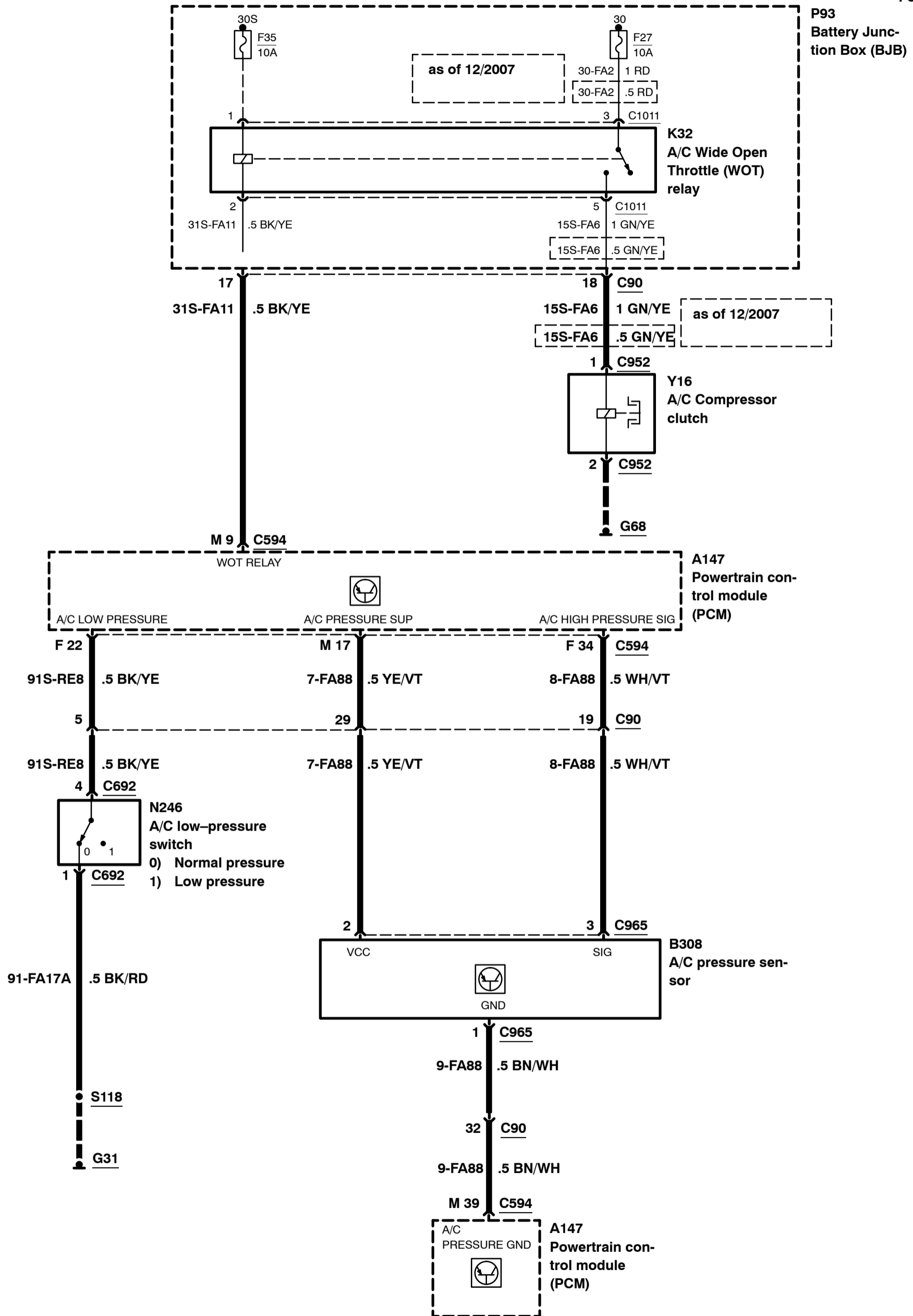
2008
412-03-00-14
2008.75
Focus



Air Conditioning – with EATC, 1.4/1.6L Duratec–16V (Sigma), 1.6L Duratec–16V Ti–VCT (Sigma)

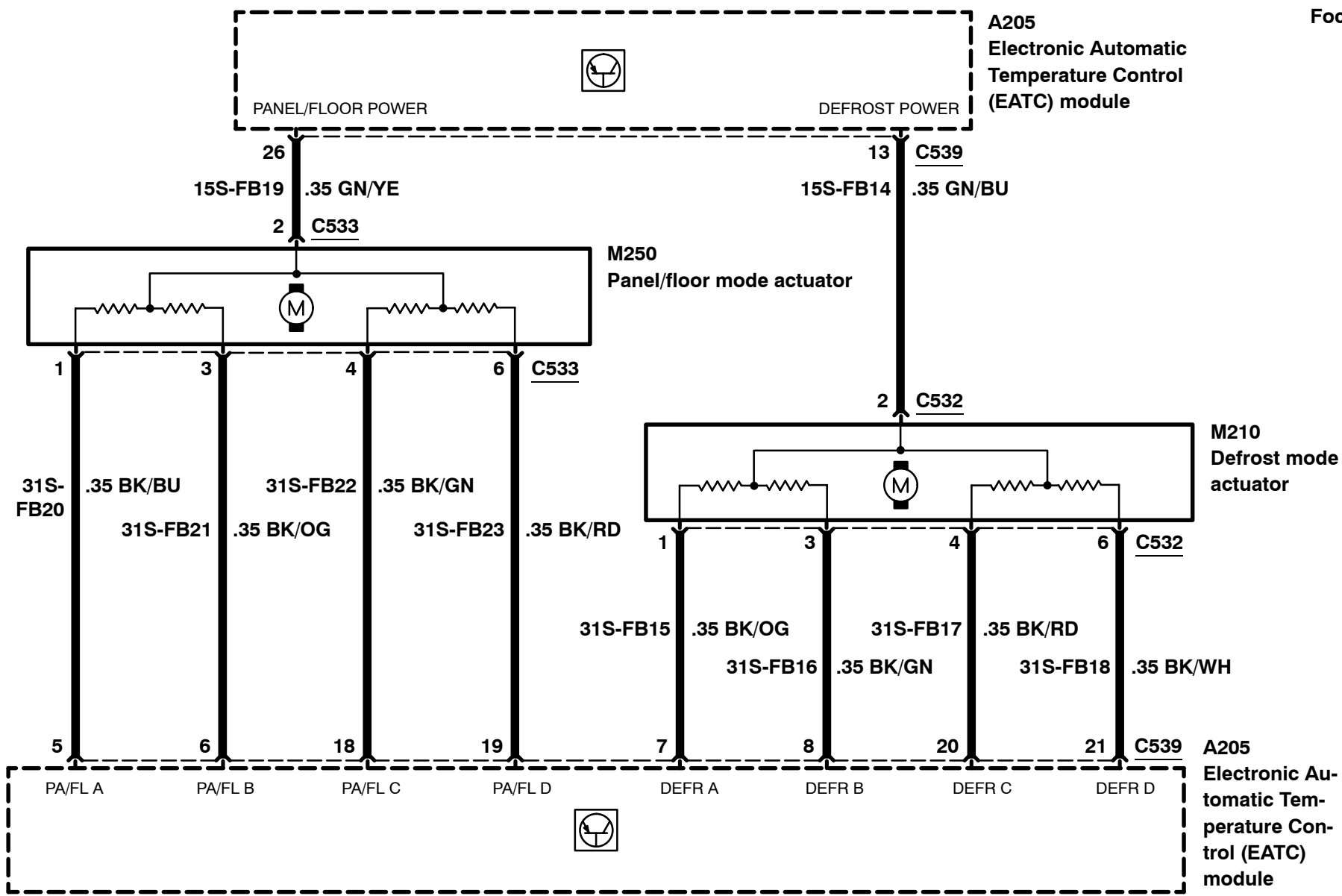
2008
412-03-00-16

2008.75
Focus



Air Conditioning – with EATC

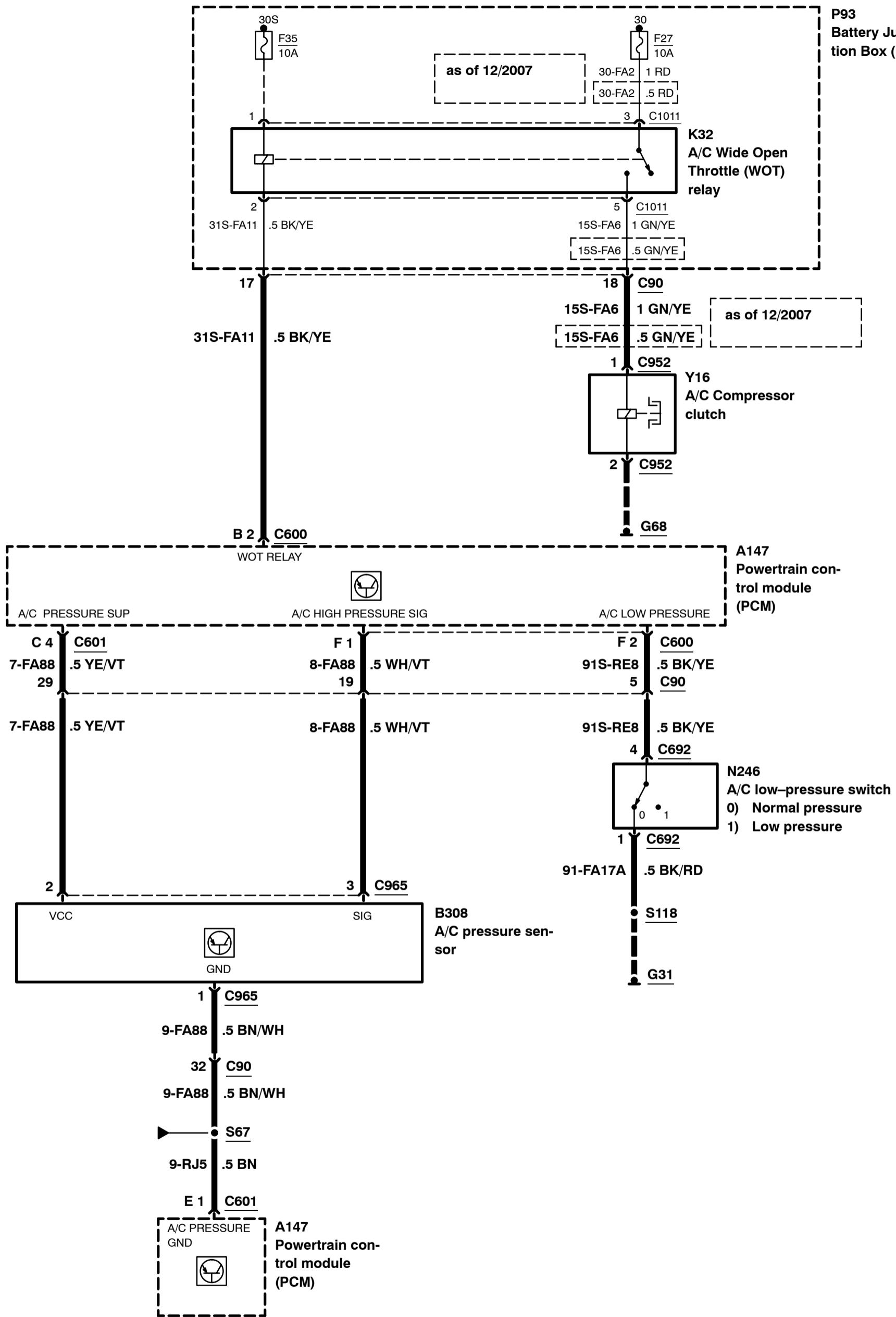
2008
412-03-00-15
2008.75
Focus



Air Conditioning – with EATC, 1.8/2.0L Duratec-HE (MI4)

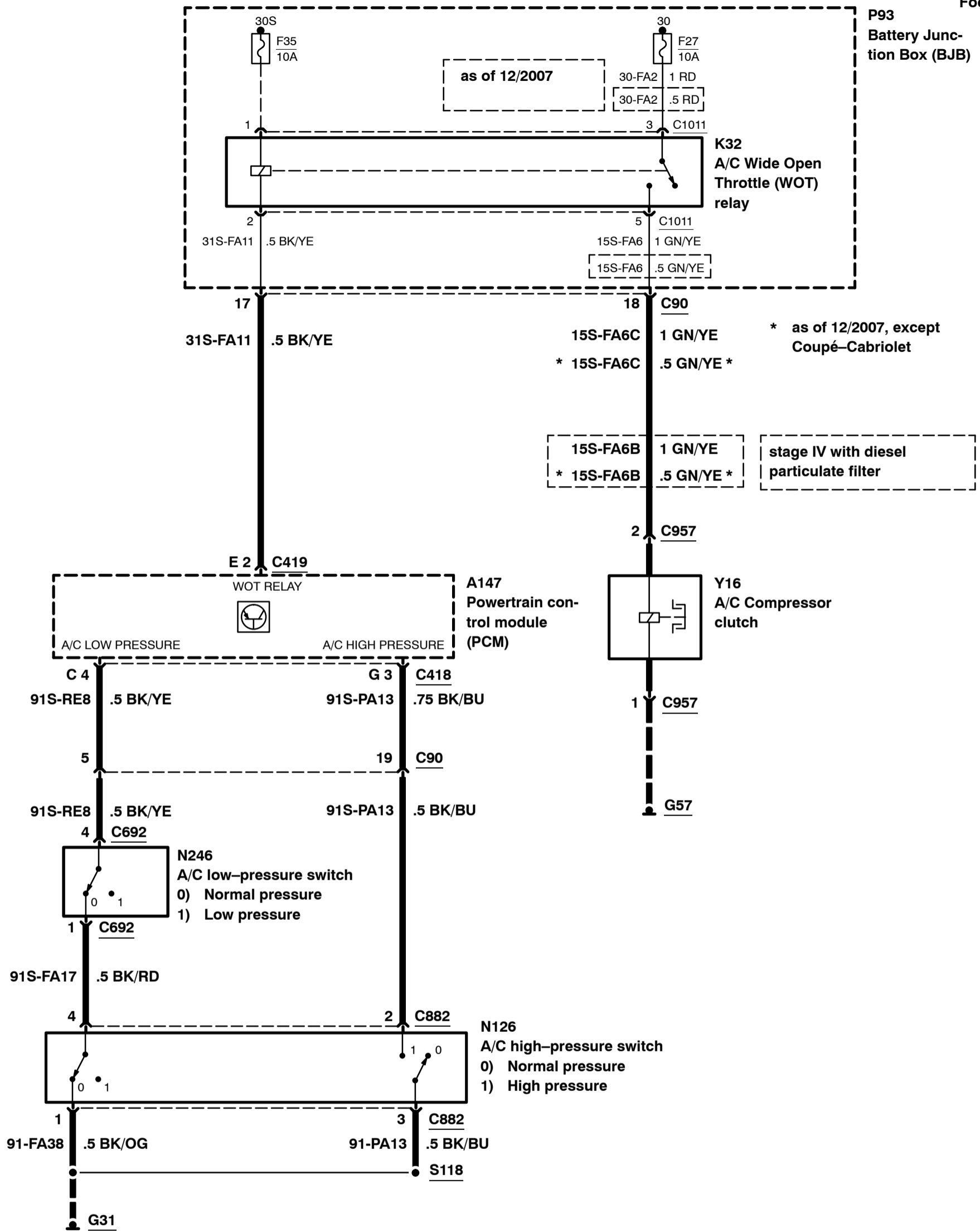
2008
412-03-00-17
2008.75
Focus

P93
Battery Junction Box (BJB)



Air Conditioning – with EATC, 1.6L Duratorq–TDCi (DV) Diesel

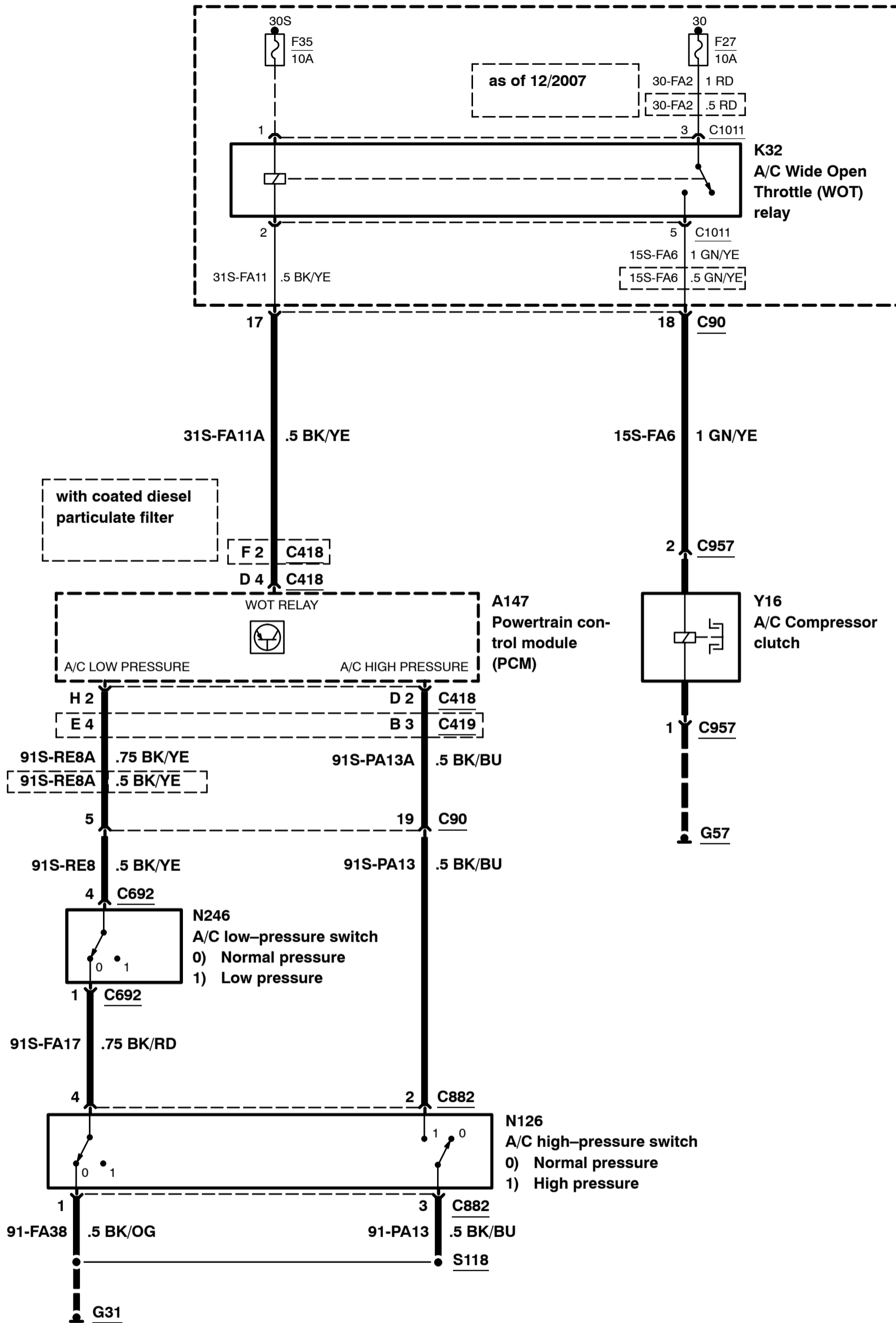
2008
412-03-00-18
2008.75
Focus



Air Conditioning – with EATC, 2.0L Duratorq–TDCi (DW) Diesel

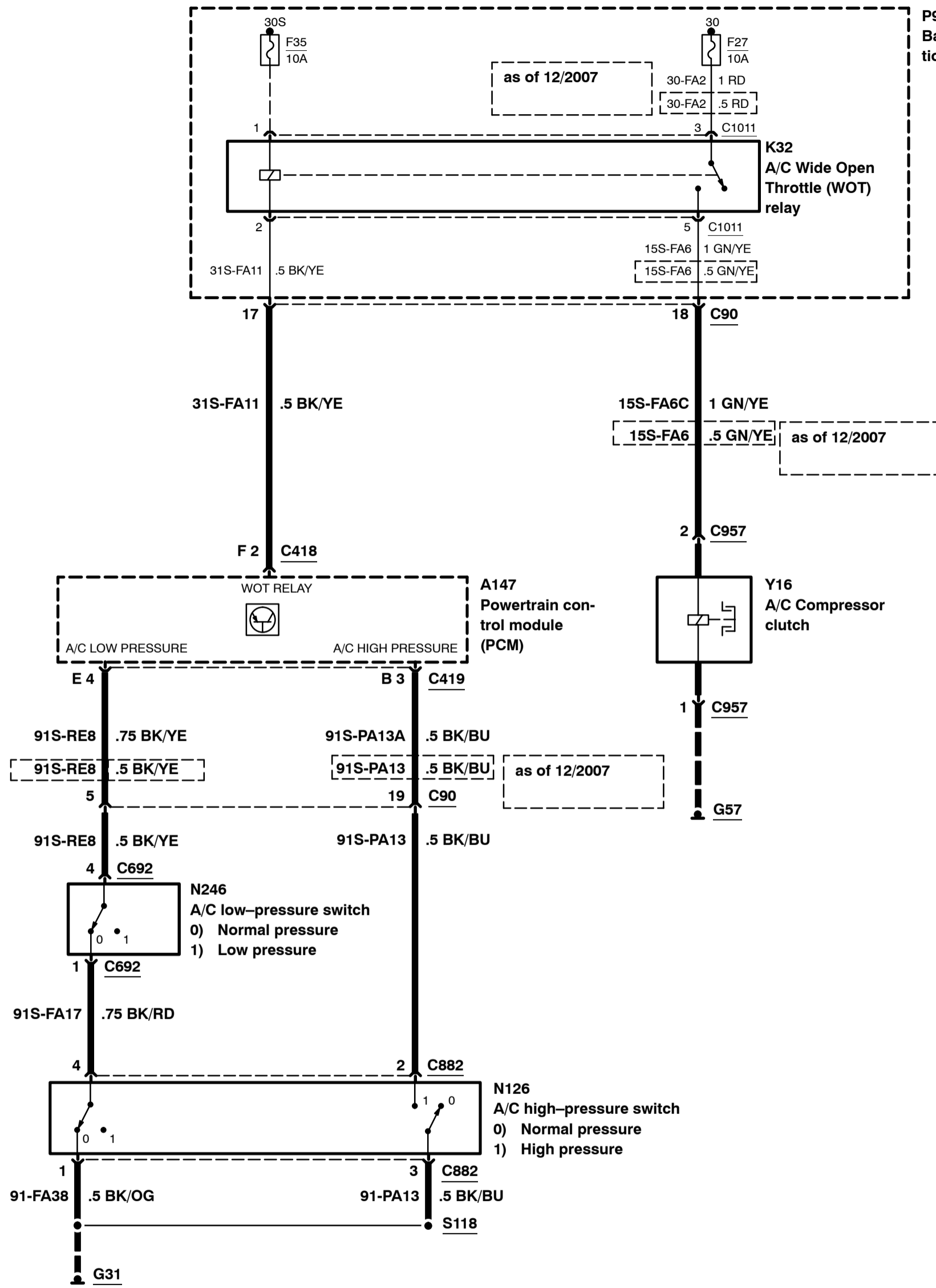
2008
412-03-00-19
2008.75
Focus

P93
Battery Junction
Box (BJB)

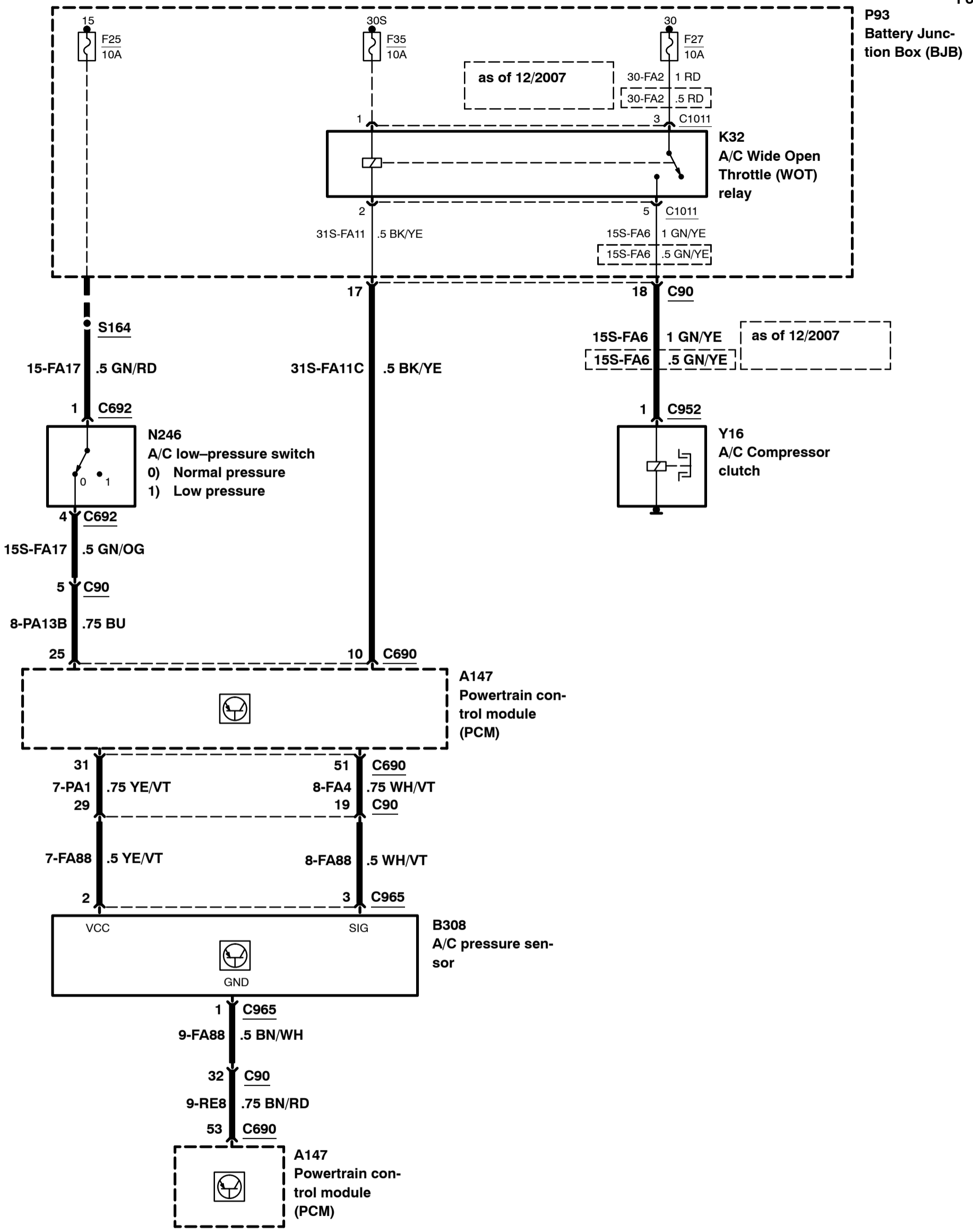


Air Conditioning – with EATC, 1.8L Duratorq–TDCi (Kent) Diesel

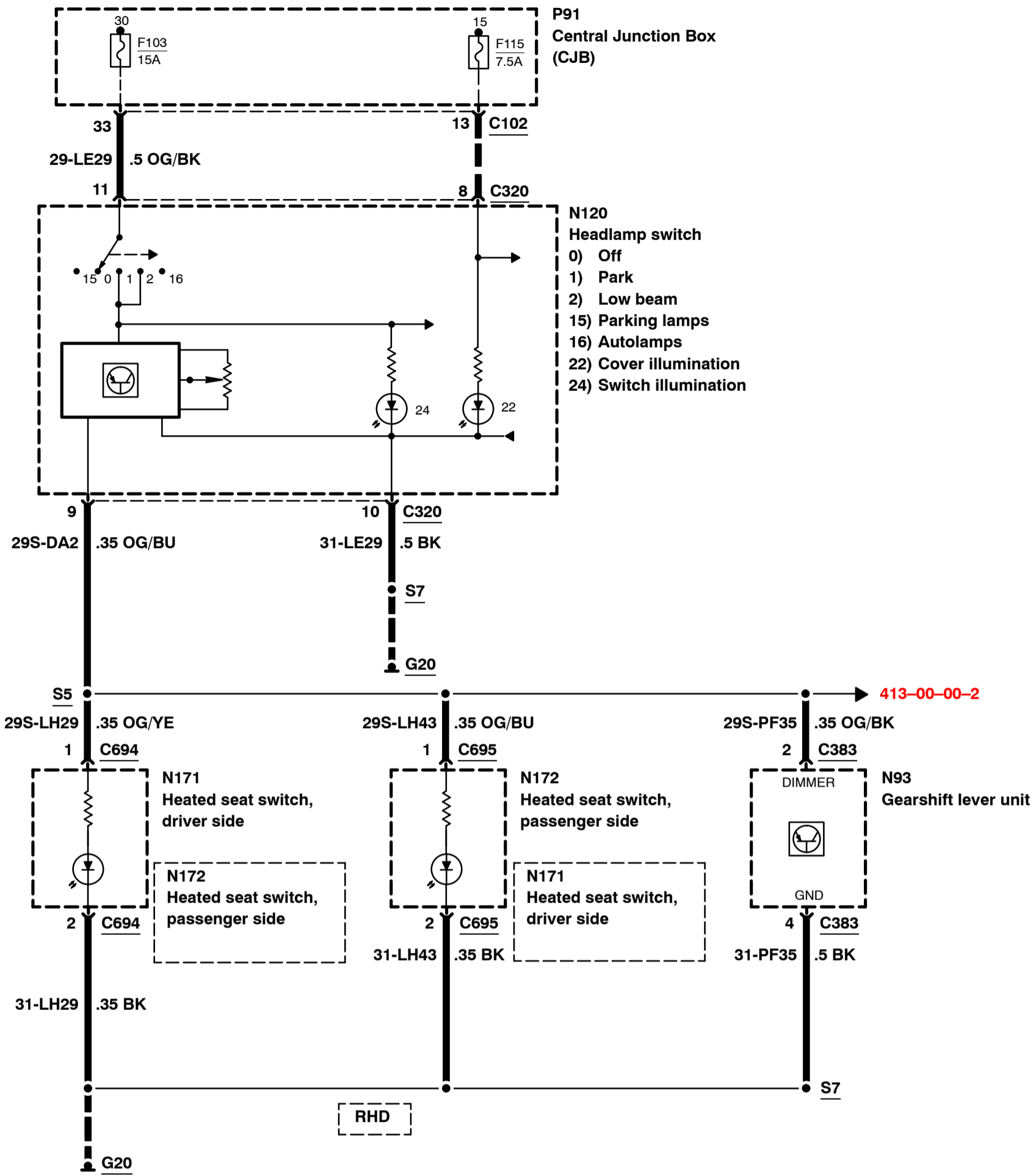
P93
Battery Junction Box (BJB)



Air Conditioning – with EATC, 2.5L Duratec–ST (VI5)

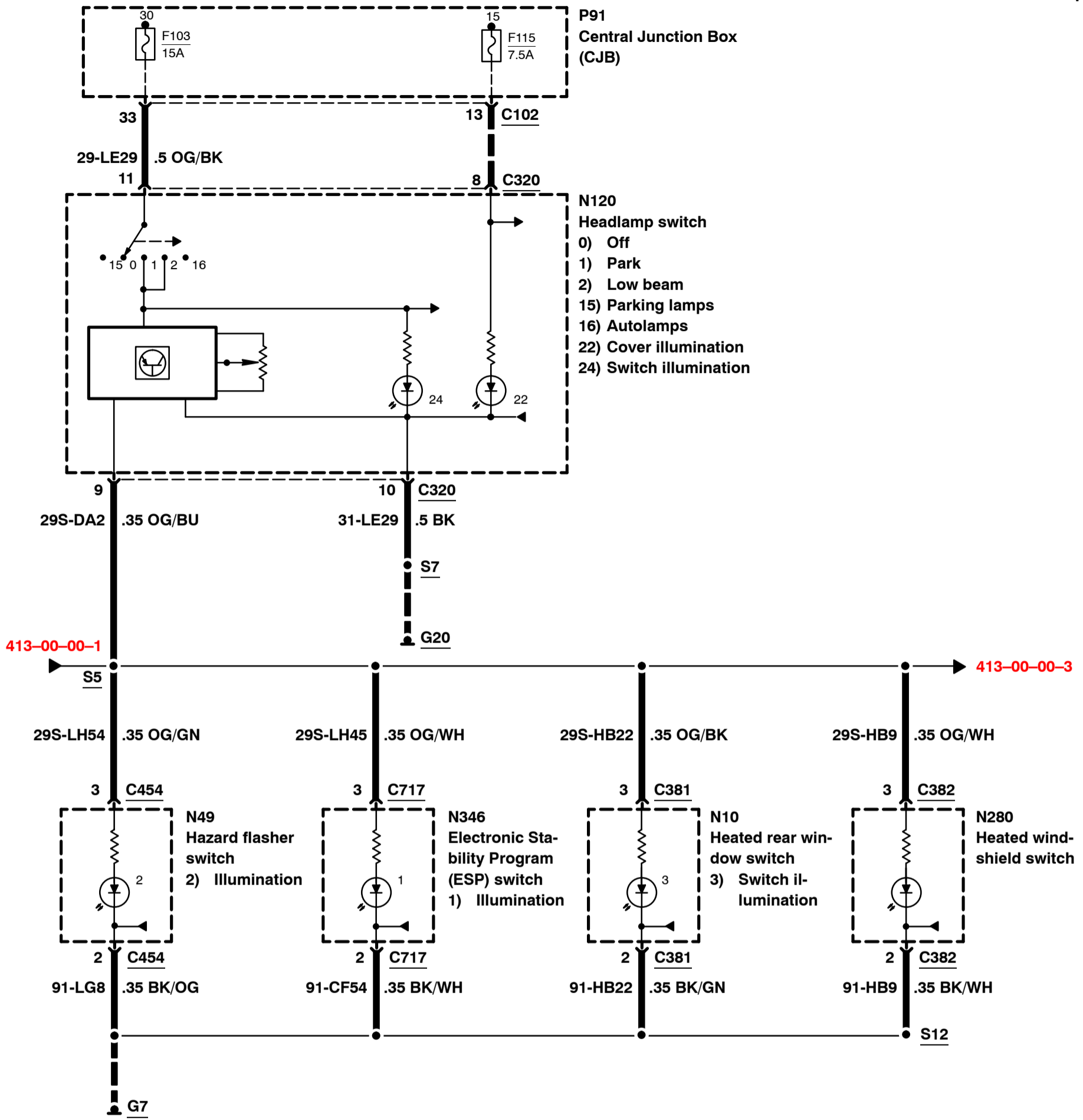


Instrument Cluster and Panel Illumination



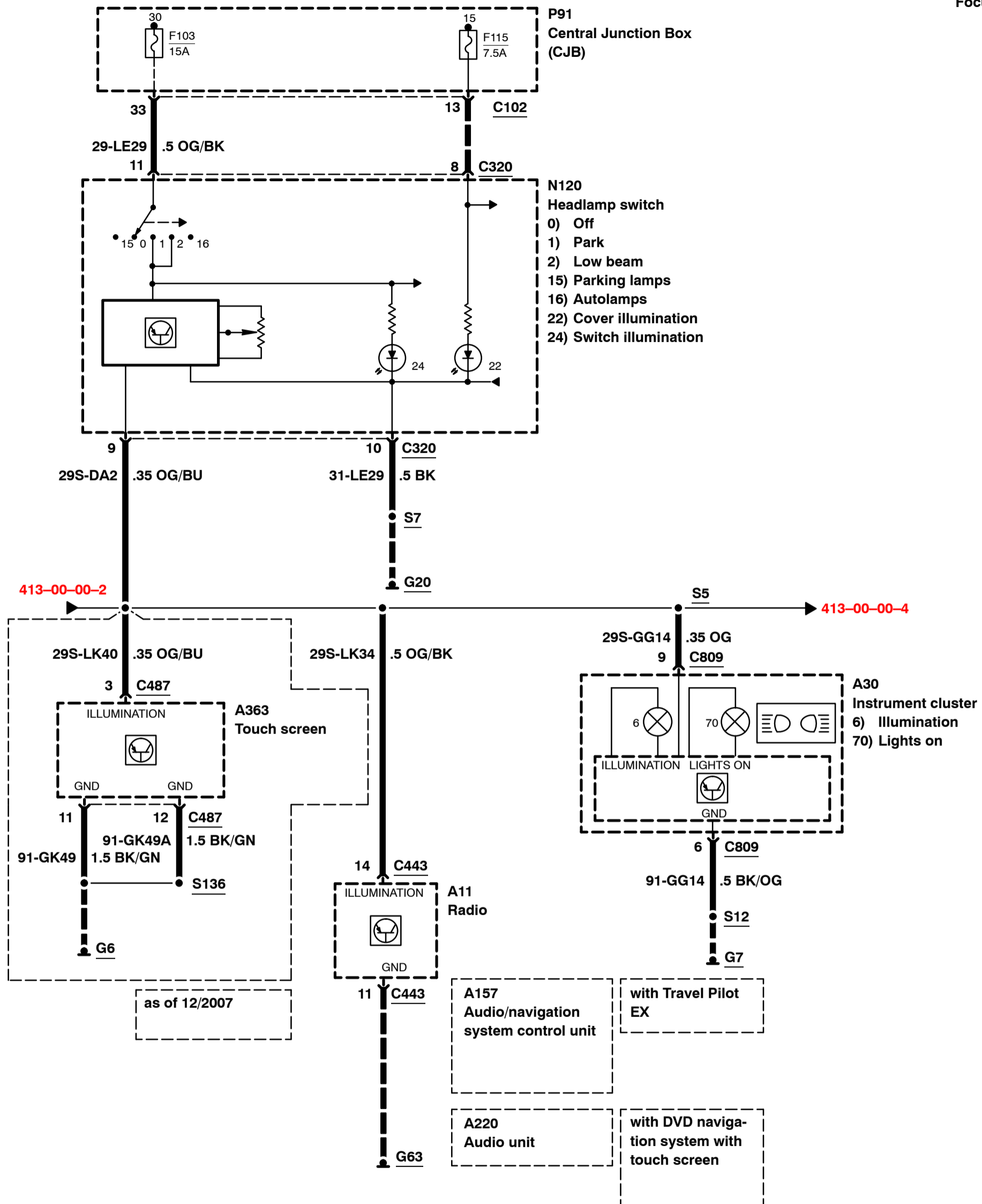
Instrument Cluster and Panel Illumination

2008
413-00-00-2
2008.75
Focus



Instrument Cluster and Panel Illumination

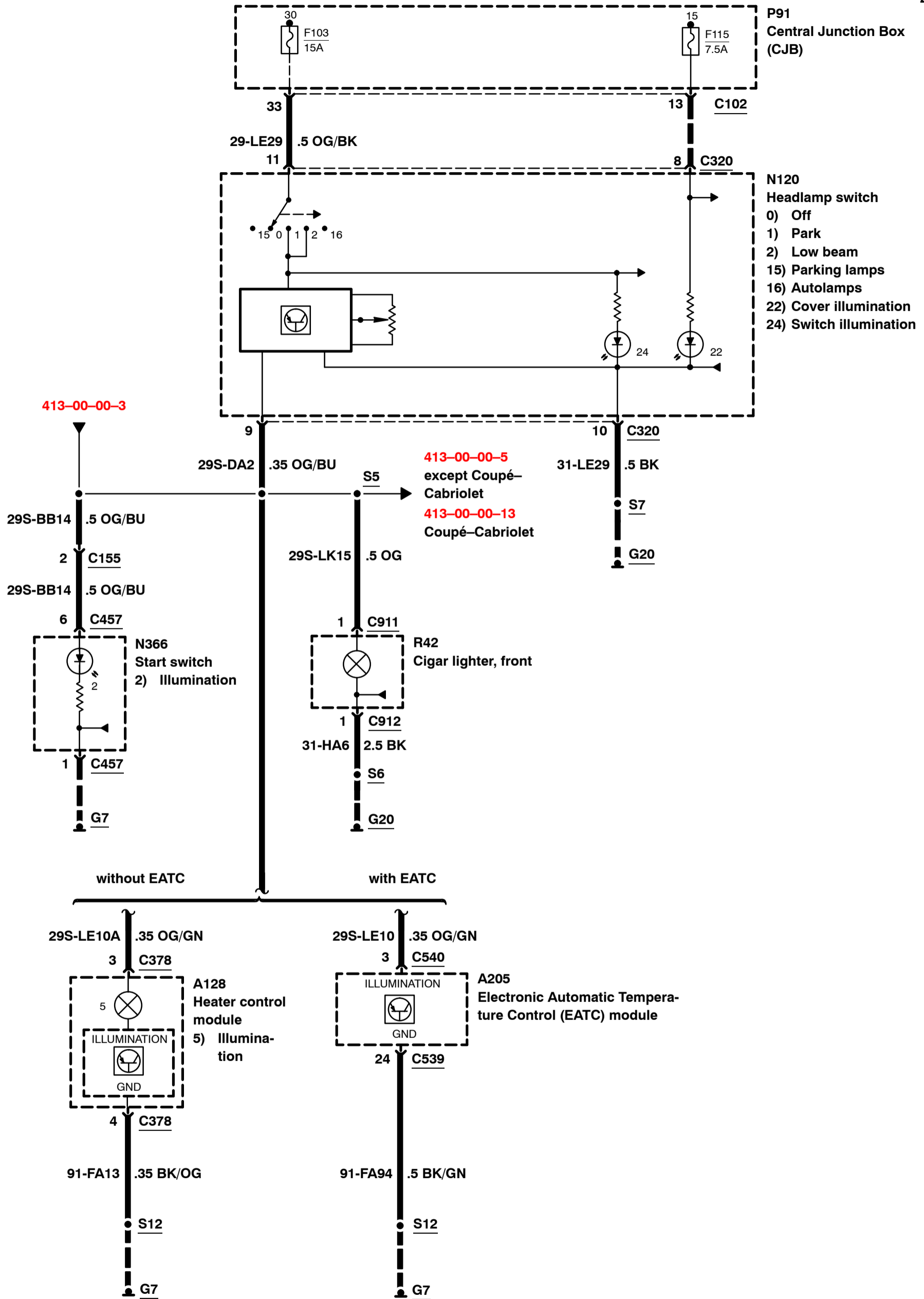
2008
413-00-00-3
2008.75
Focus



Instrument Cluster and Panel Illumination

2008
413-00-00-4

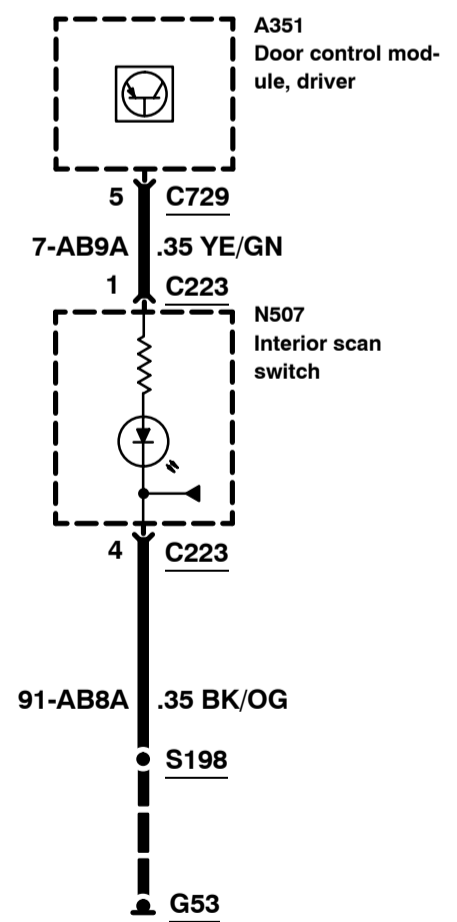
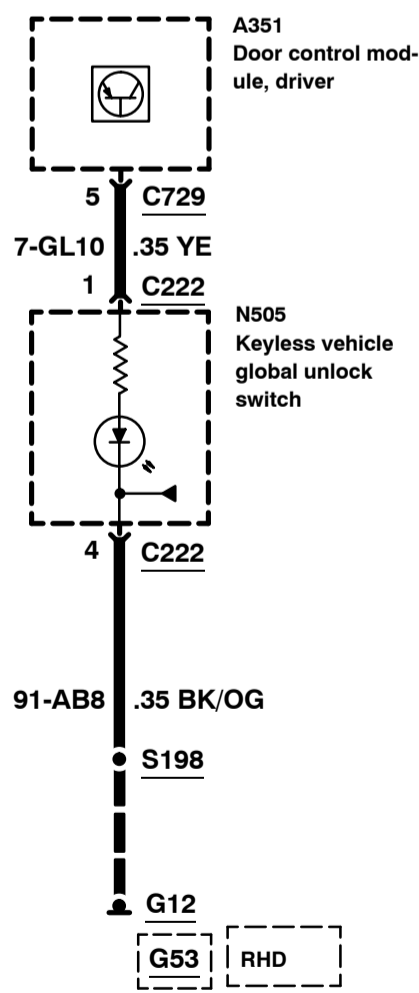
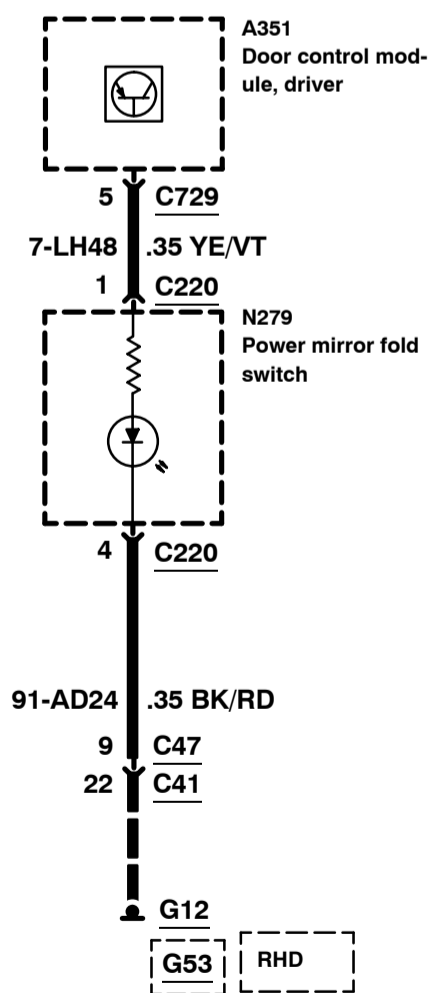
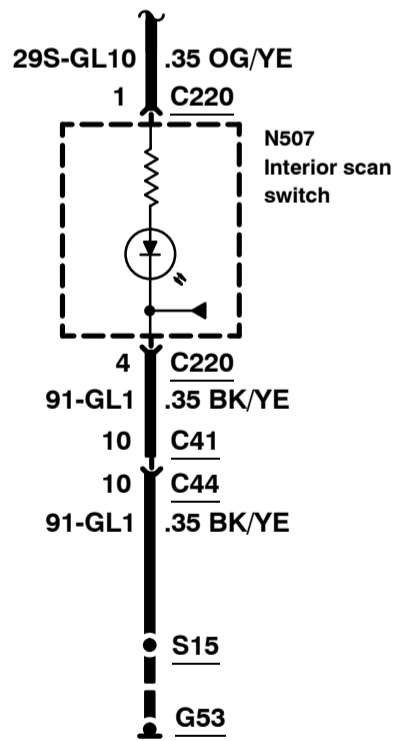
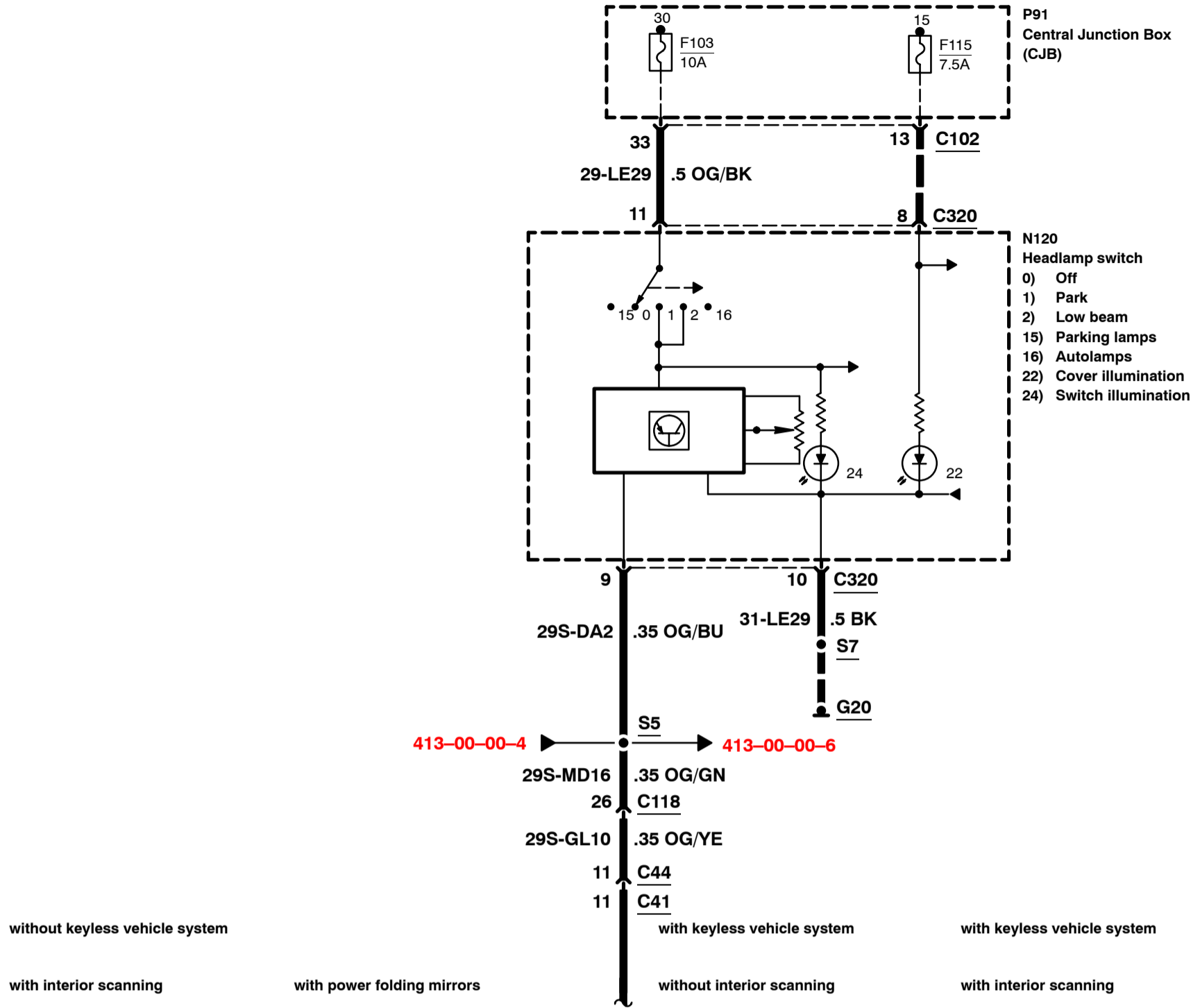
2008.75
Focus



Instrument Cluster and Panel Illumination – except Coupé–Cabriolet

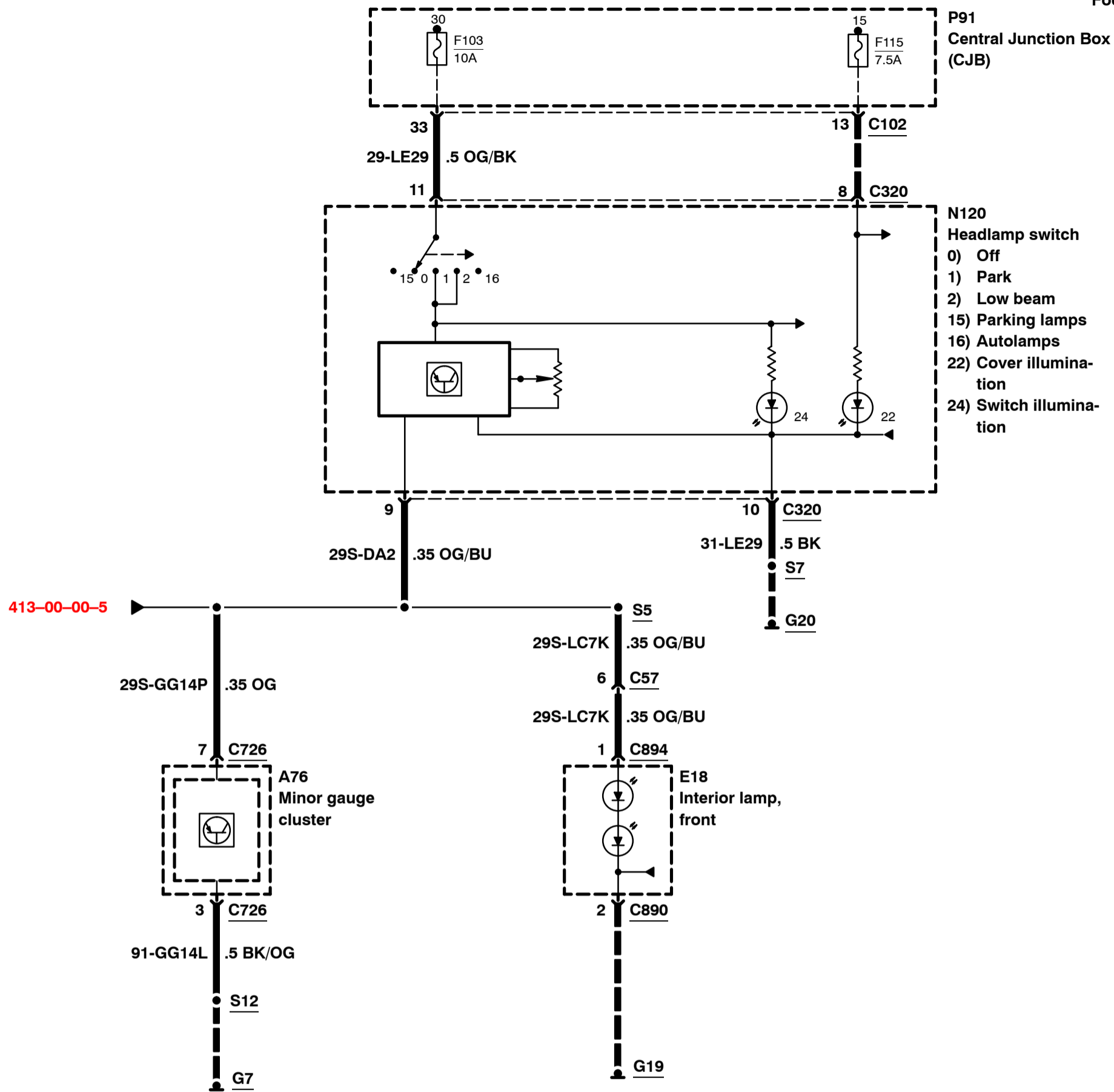
2008
413-00-00-5

2008.75
Focus



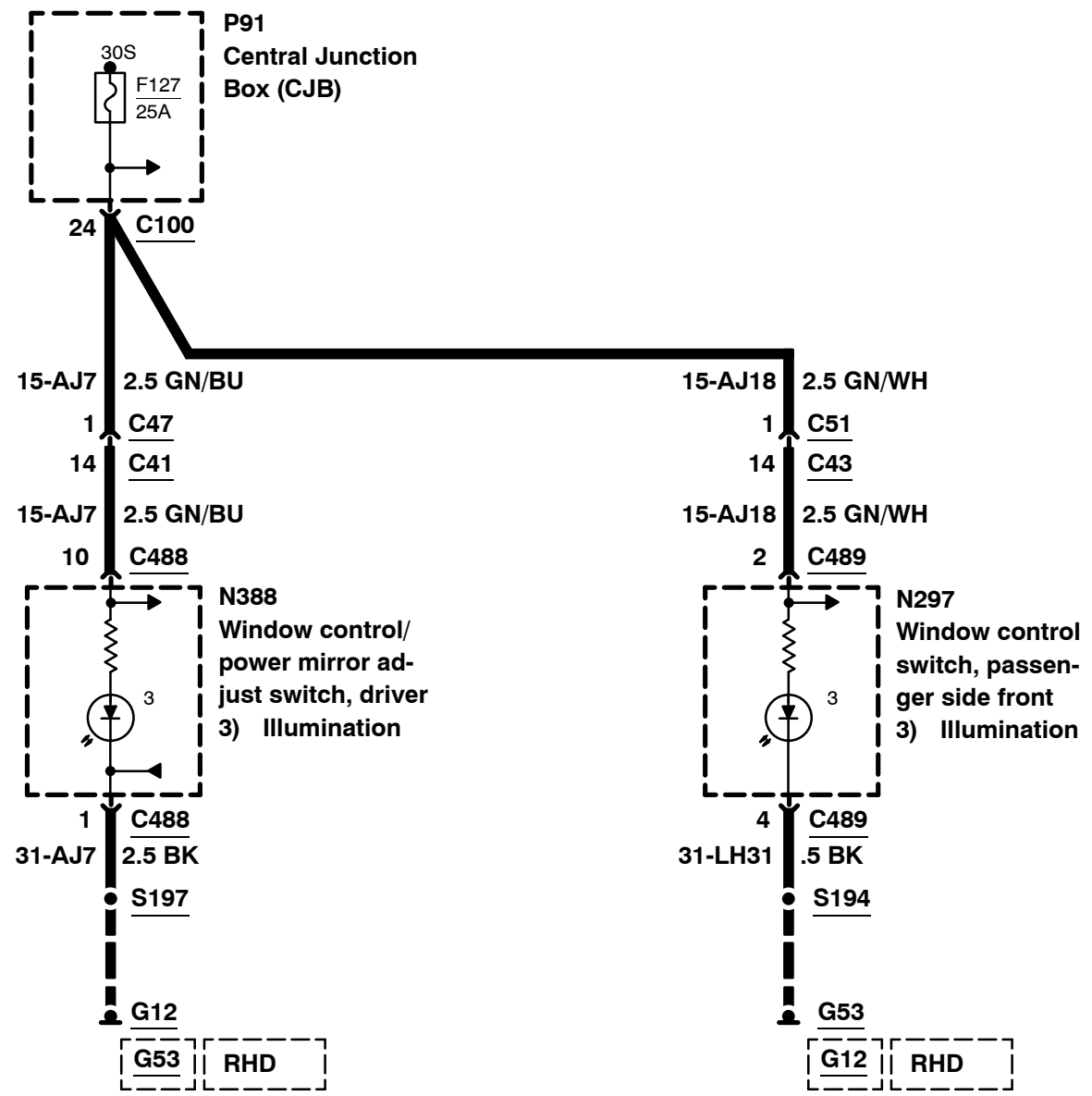
Instrument Cluster and Panel Illumination – 2.5L Duratec–ST (VI5)

2008
413-00-00-6
2008.75
Focus

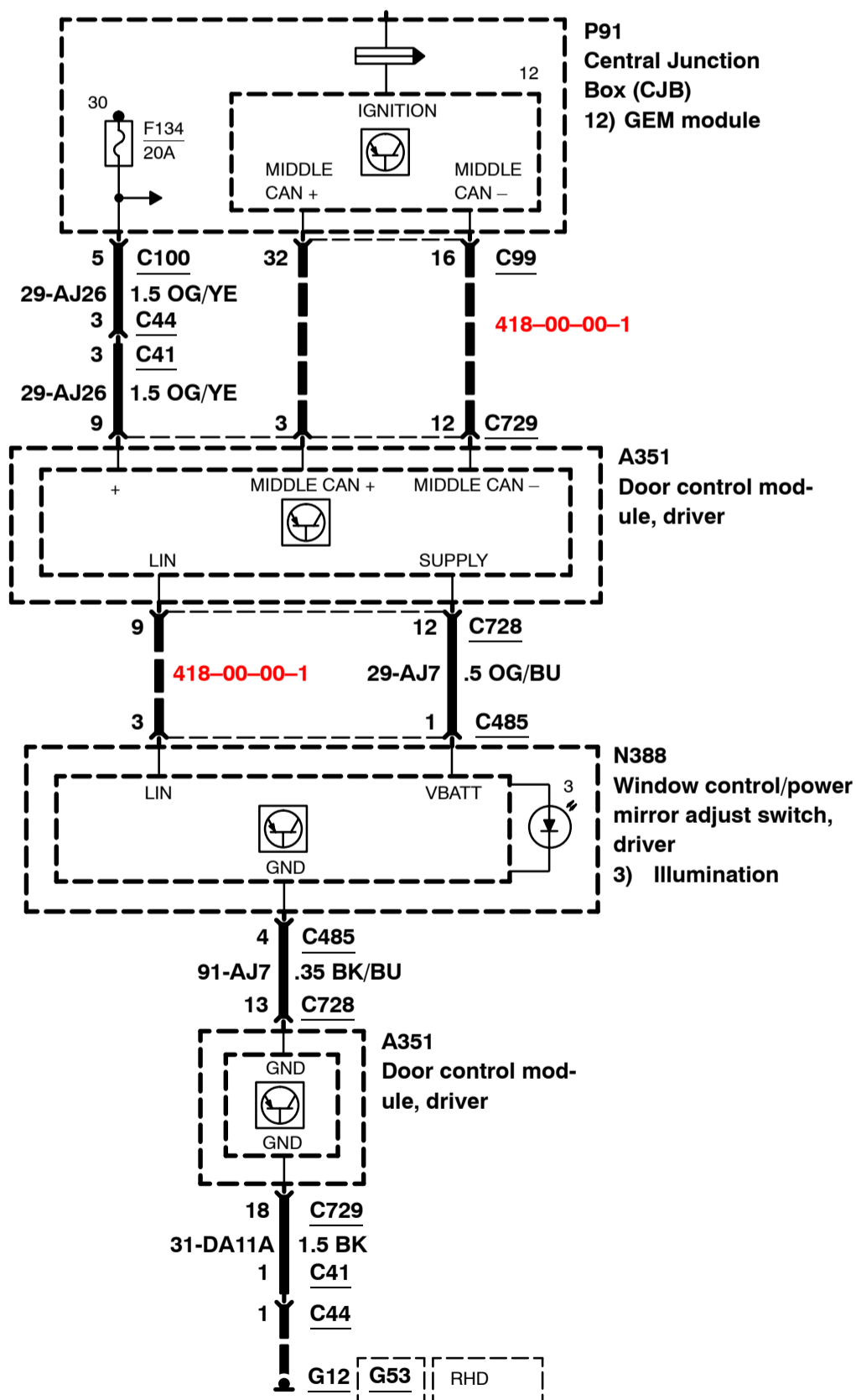
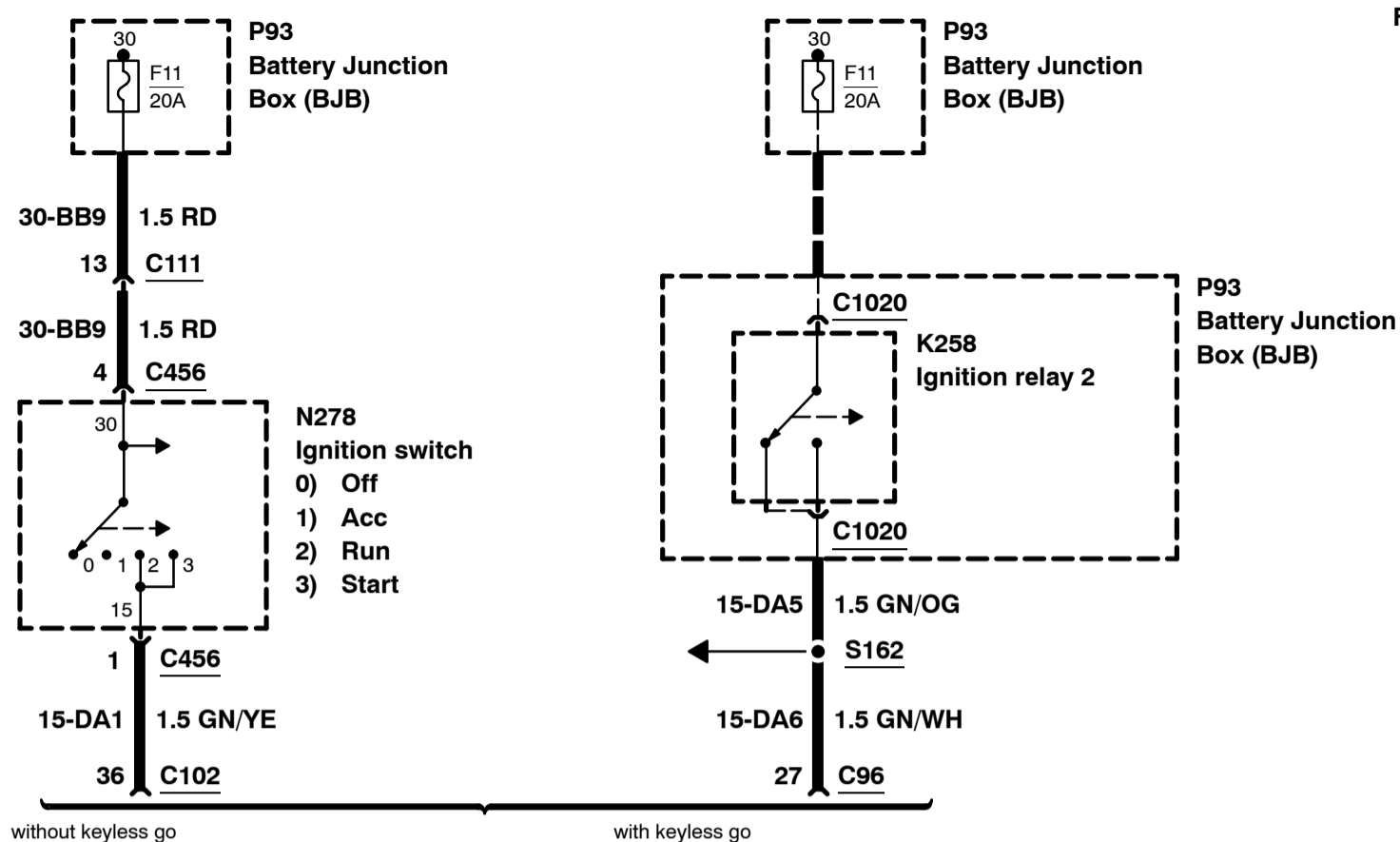


2008
413-00-00-7
2008.75
Focus

Instrument Cluster and Panel Illumination – without global closing, except Coupé–Cabriolet

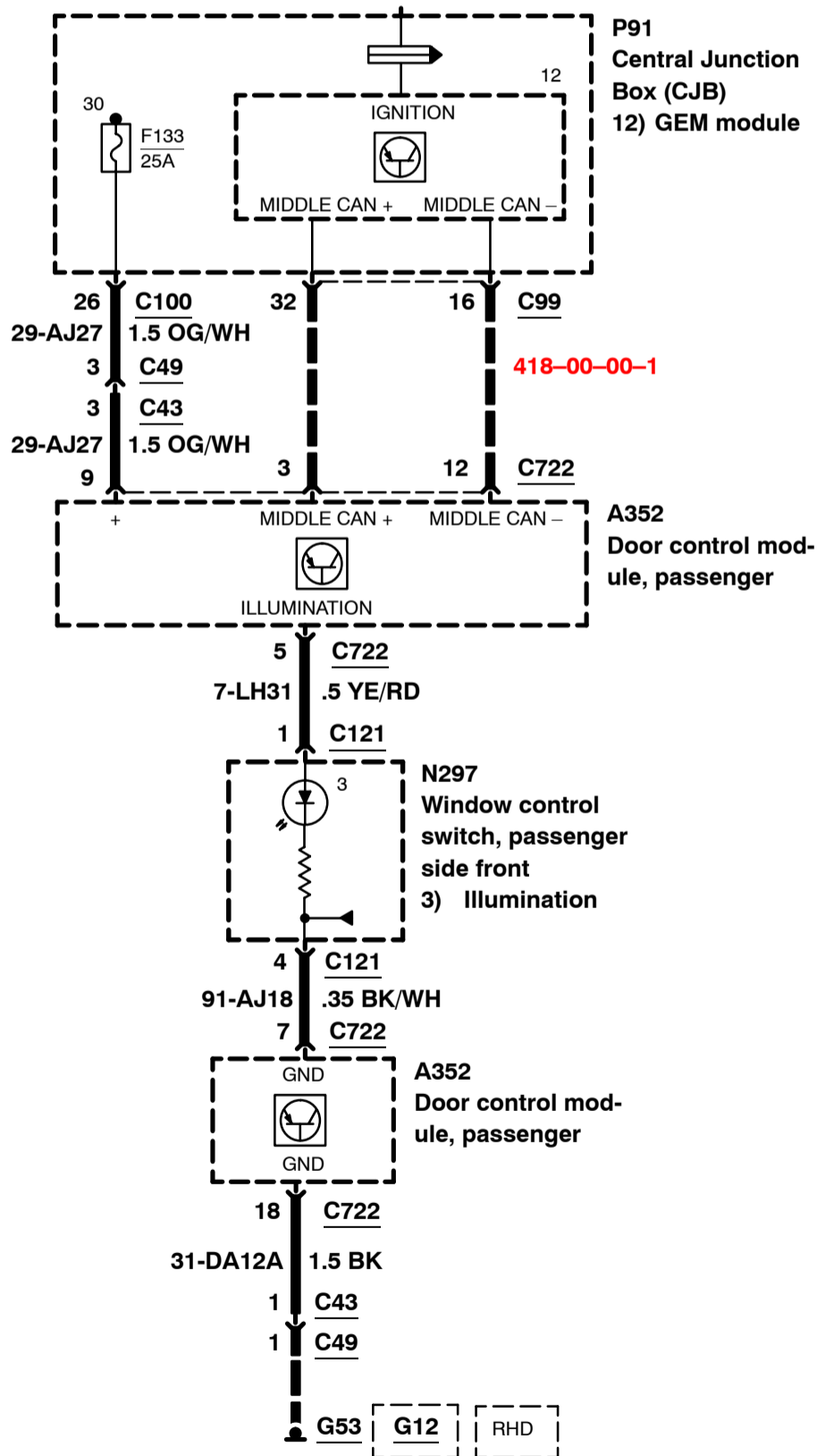
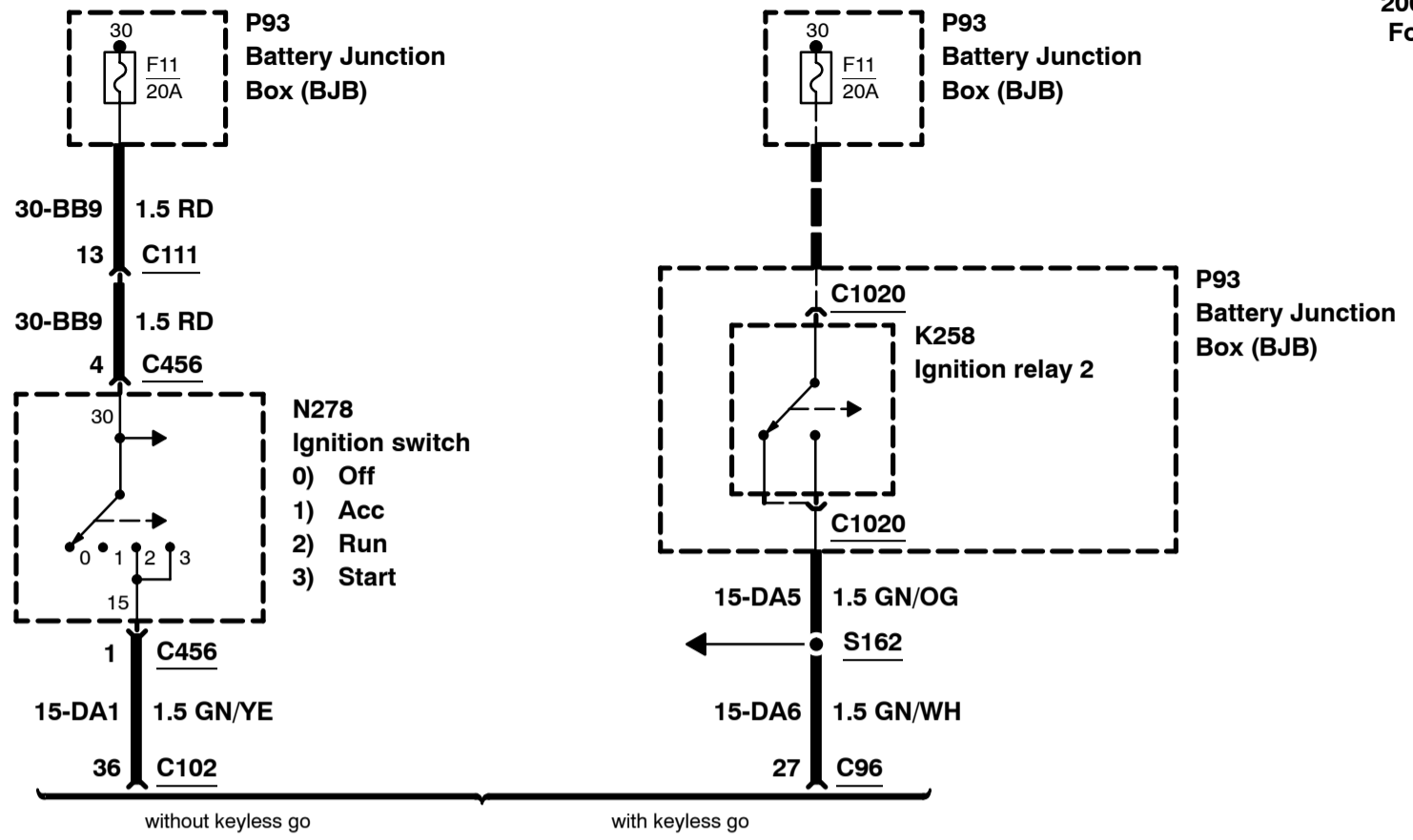


Instrument Cluster and Panel Illumination – with global closing, except Coupé-Cabriolet



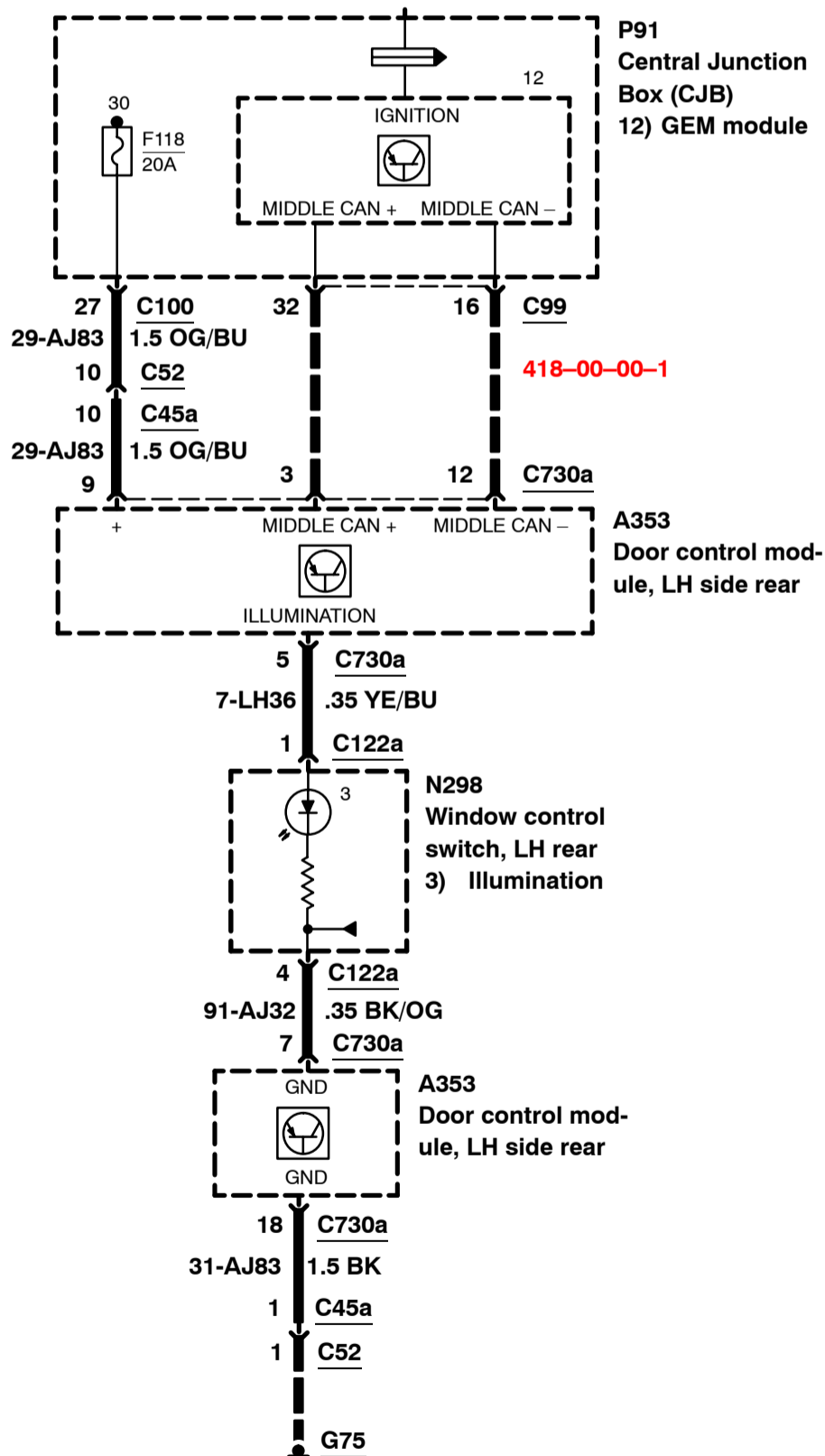
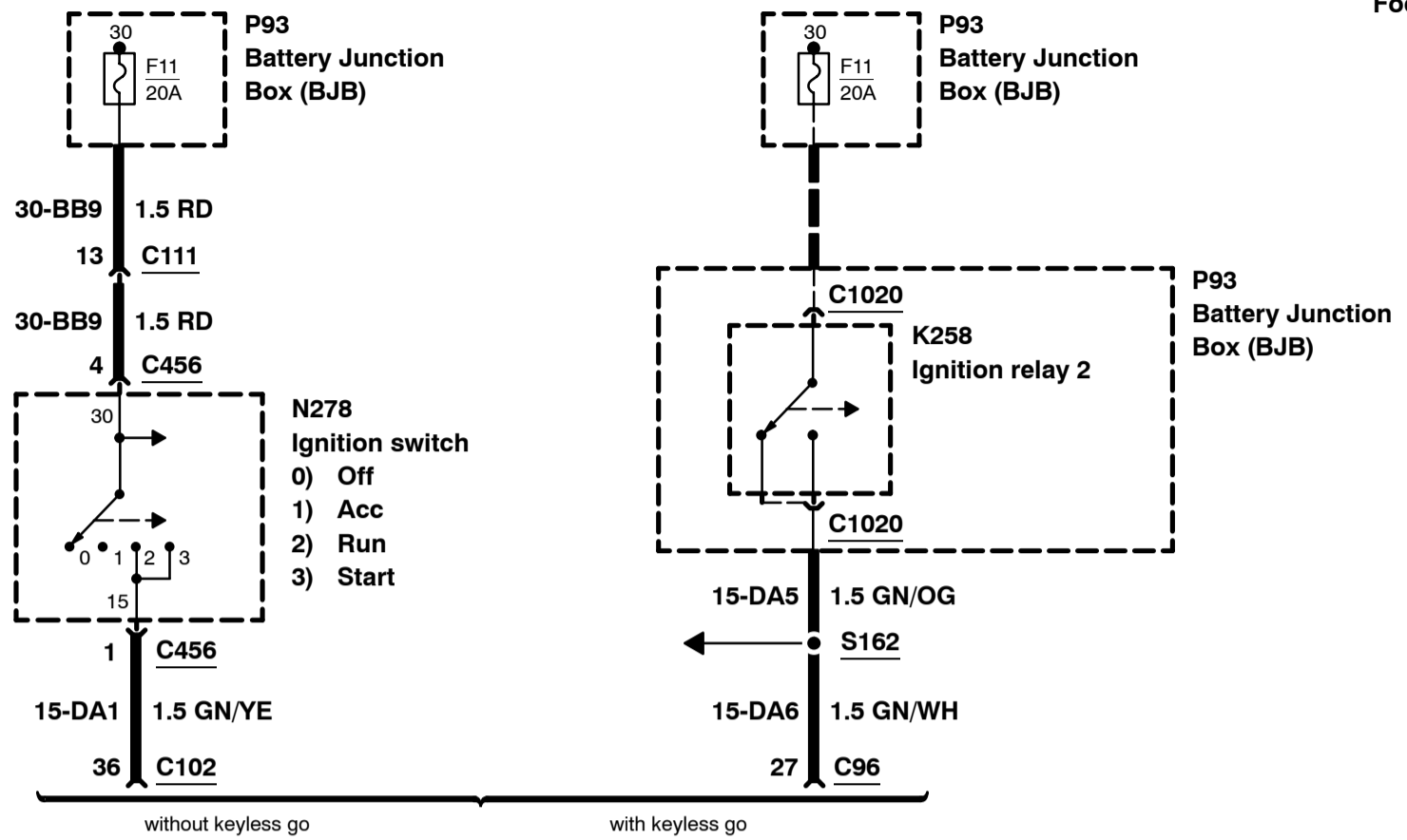
Instrument Cluster and Panel Illumination – with global closing, except Coupé-Cabriolet

2008
413-00-00-9
2008.75
Focus



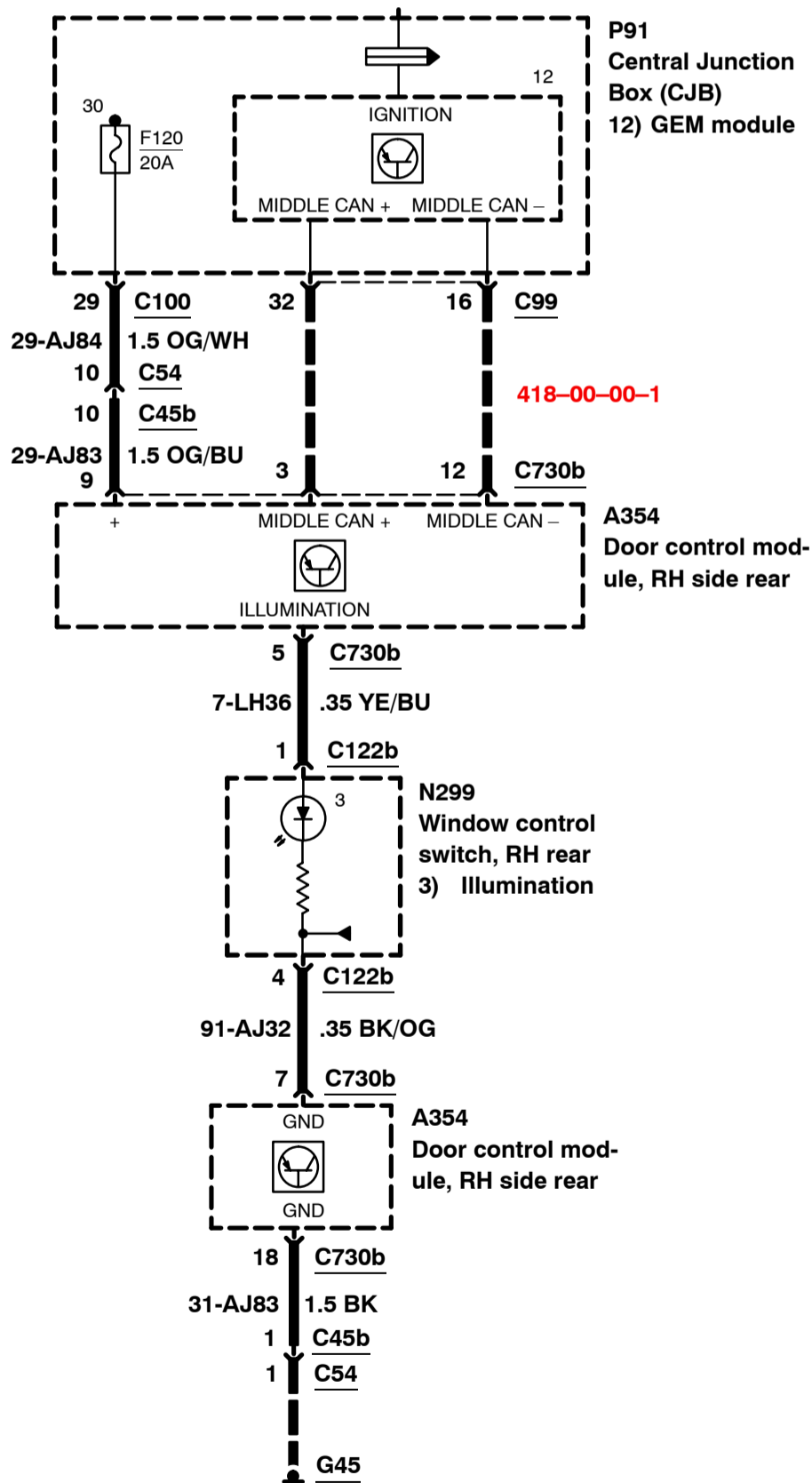
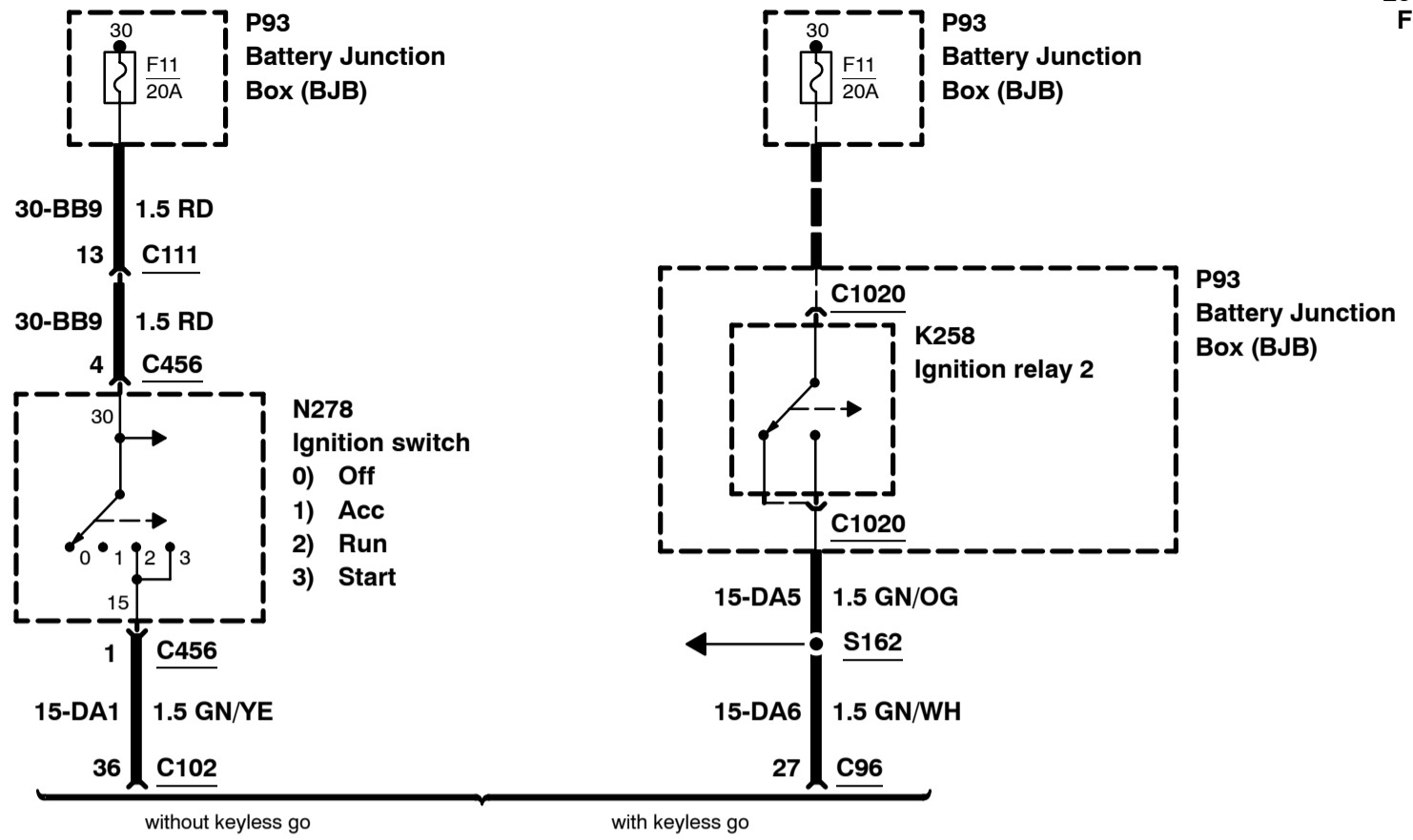
Instrument Cluster and Panel Illumination – with global closing, except Coupé-Cabriolet

2008
413-00-00-10
2008.75
Focus



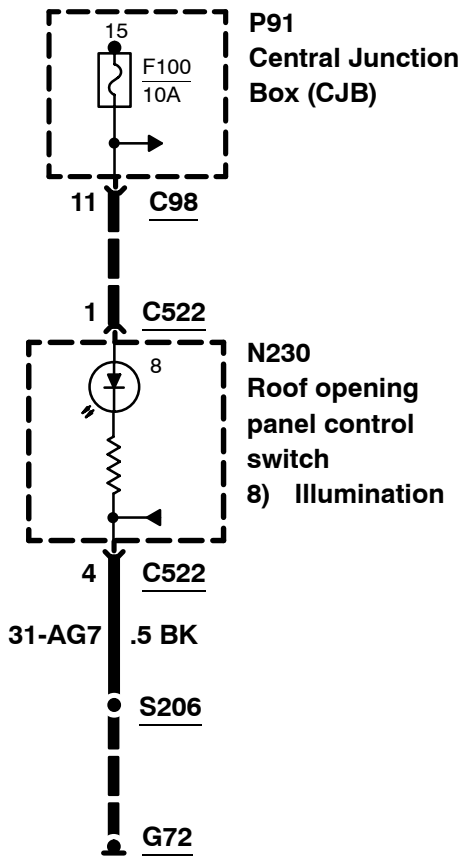
Instrument Cluster and Panel Illumination – with global closing, except Coupé-Cabriolet

2008
413-00-00-11
2008.75
Focus



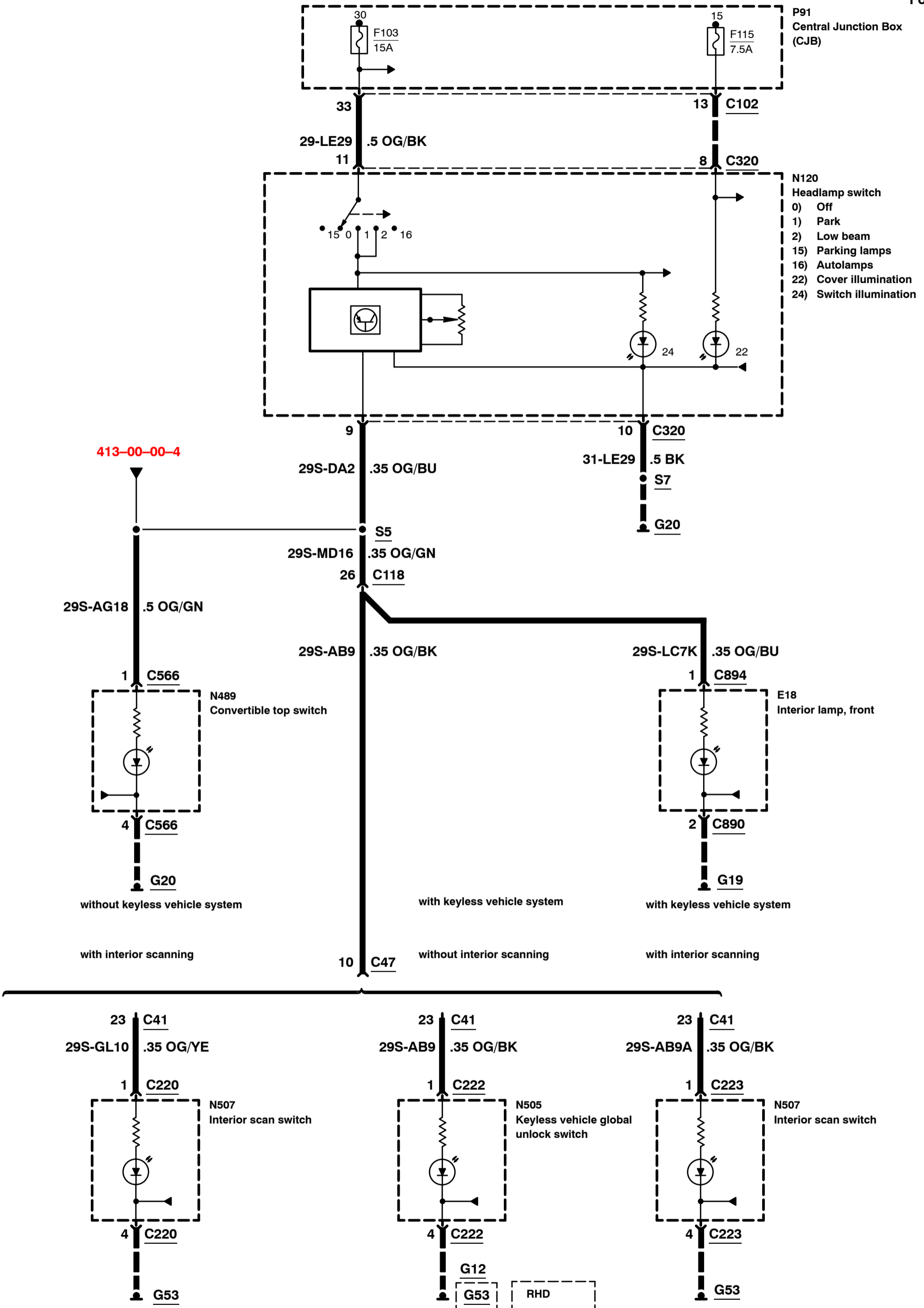
Instrument Cluster and Panel Illumination – except Coupé–Cabriolet

2008
413-00-00-12
2008.75
Focus



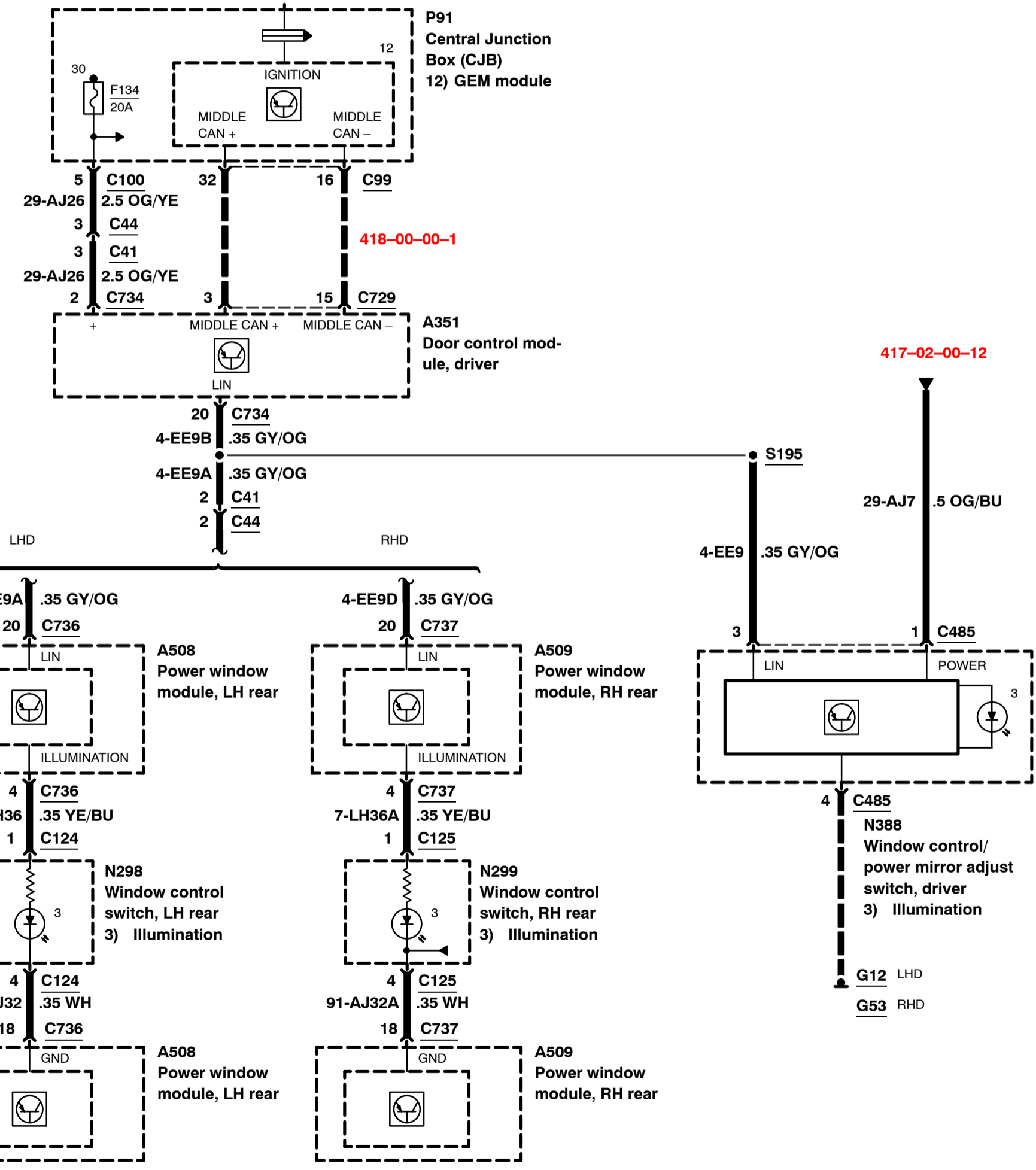
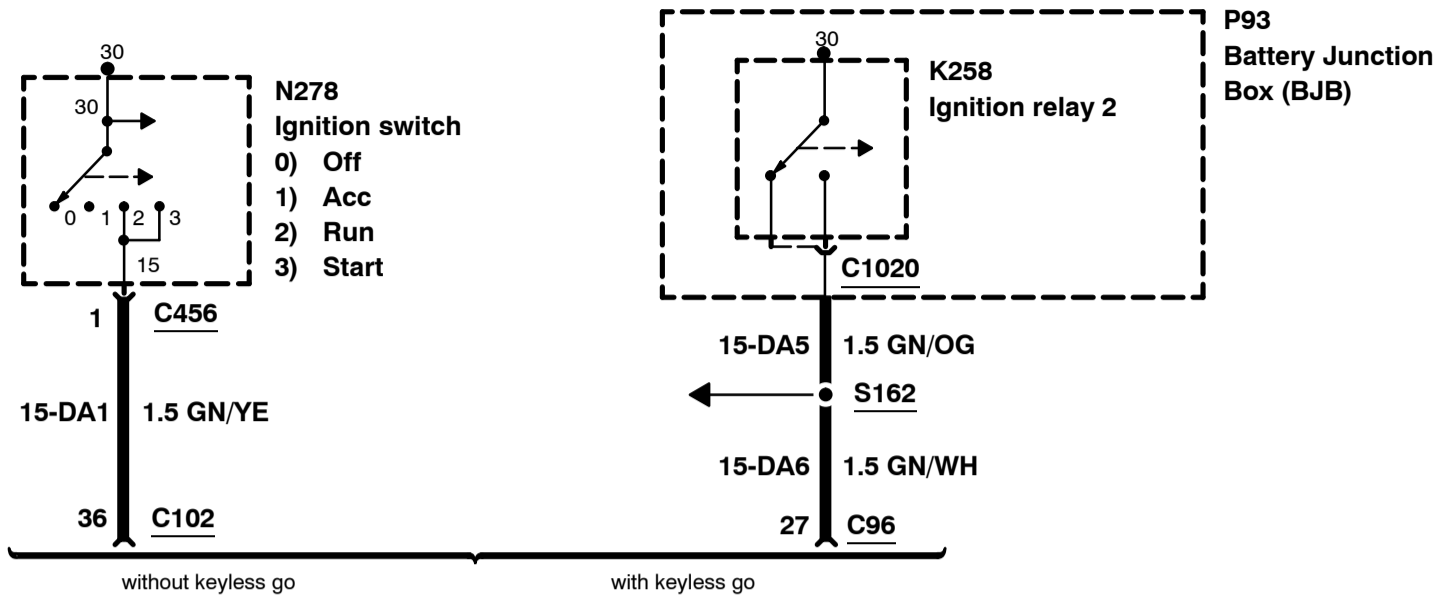
Instrument Cluster and Panel Illumination – Coupé-Cabriolet

2008
413-00-00-13
2008.75
Focus



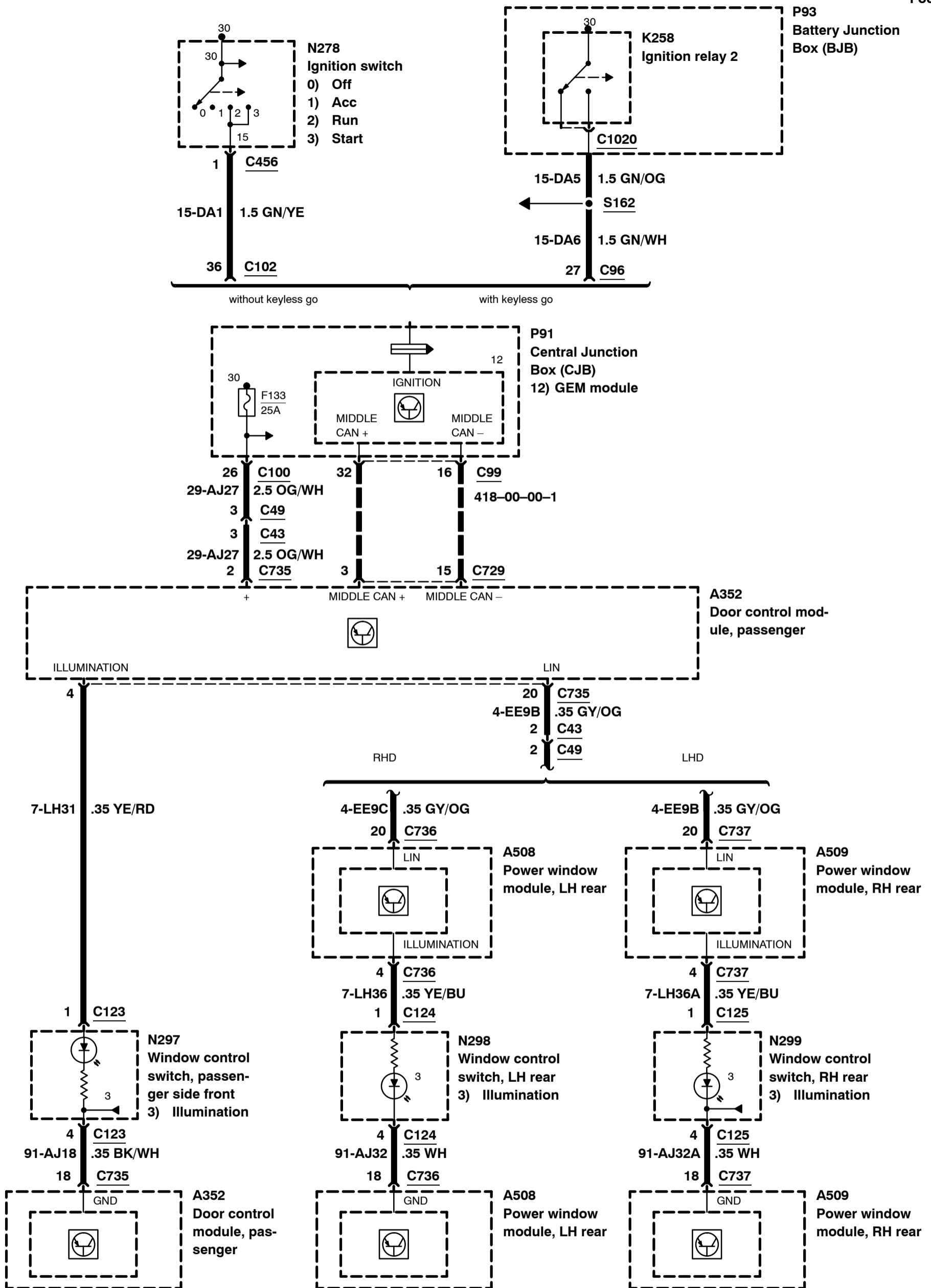
Instrument Cluster and Panel Illumination – Coupé–Cabriolet, Driver side

2008
413-00-00-14
2008.75
Focus



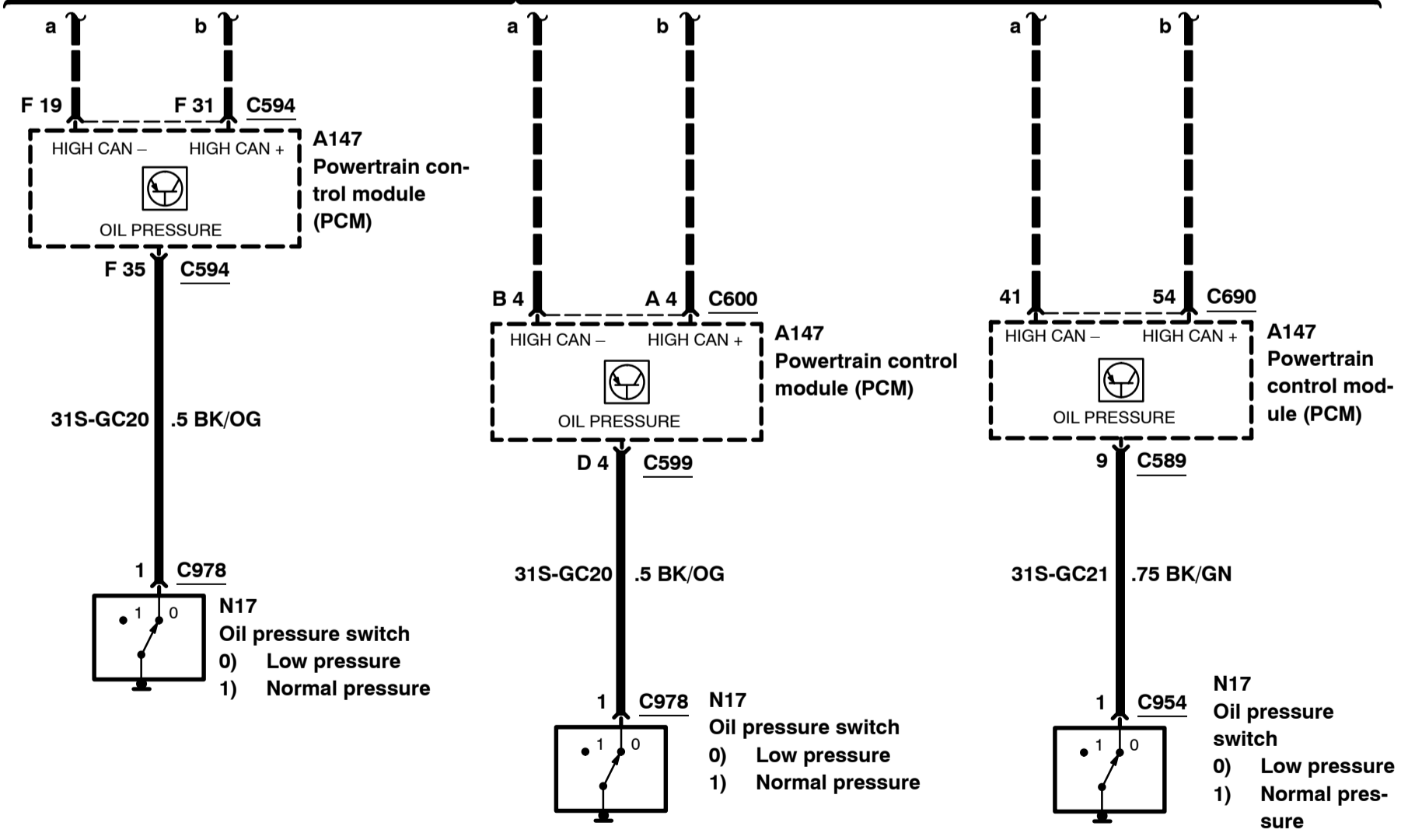
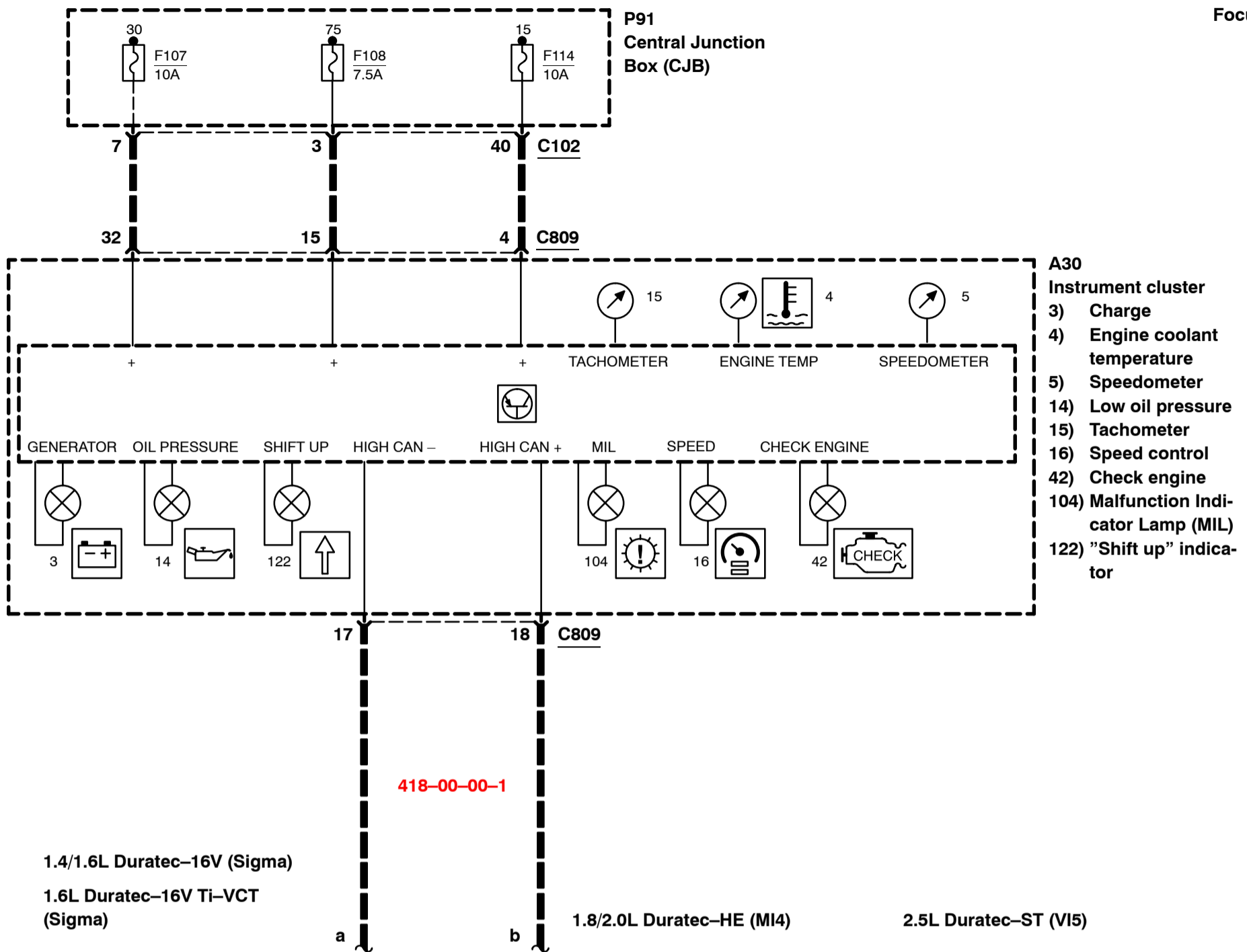
Instrument Cluster and Panel Illumination – Coupé-Cabriolet, Passenger side

2008
413-00-00-15
2008.75
Focus



Instrument Cluster – Petrol engines

2008
413-01-00-1
2008.75
Focus

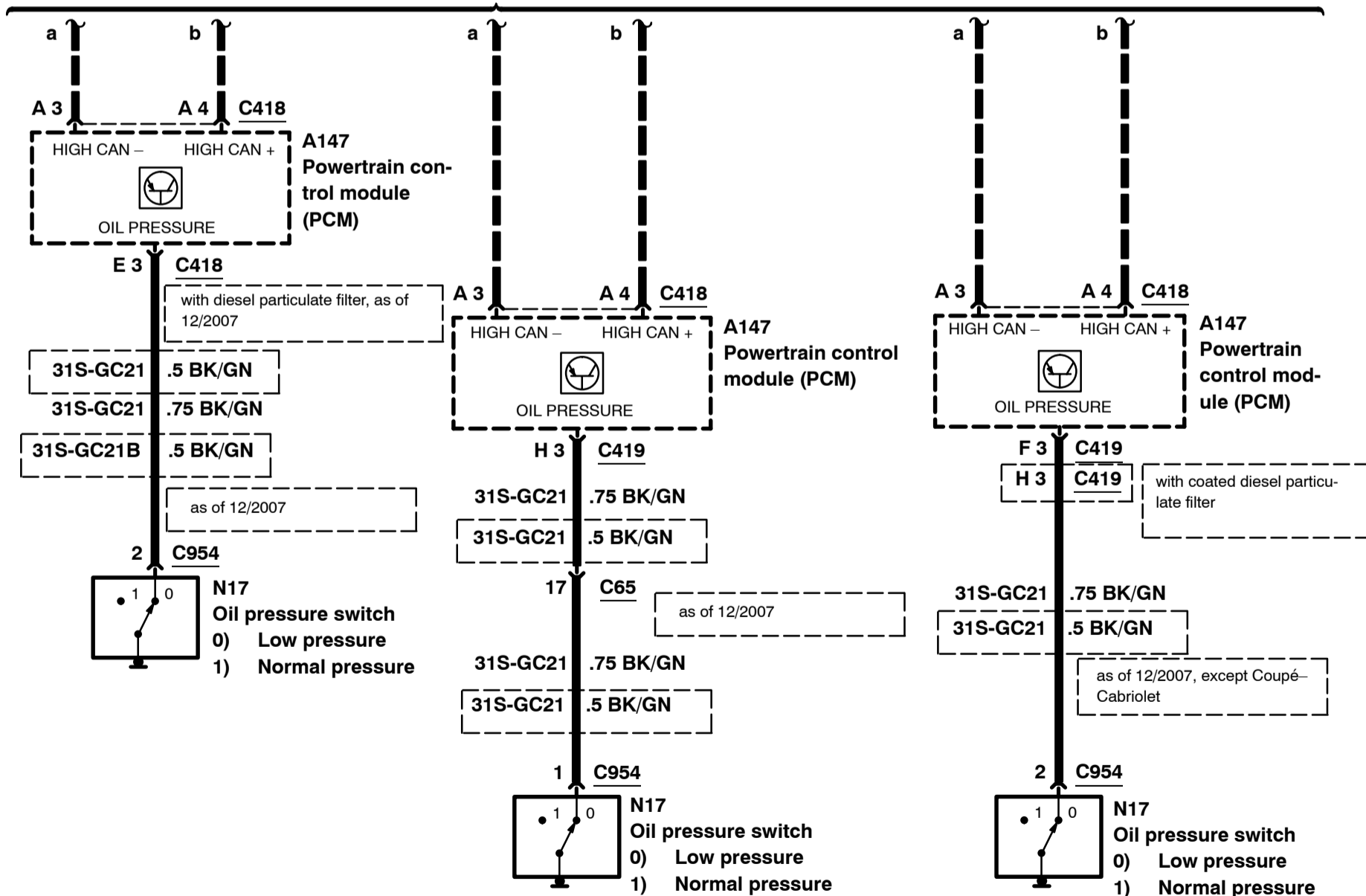
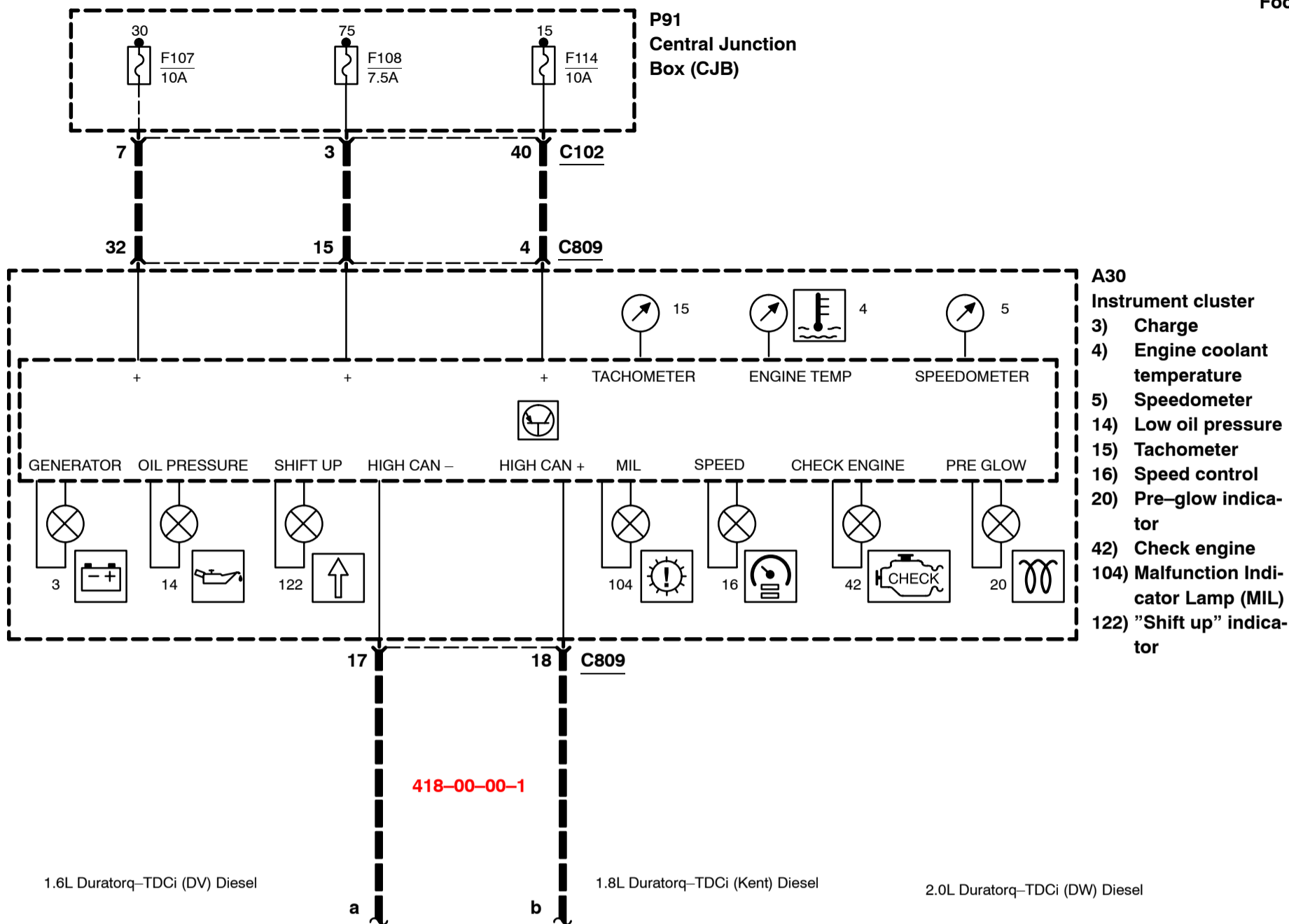


Instrument Cluster – Diesel engines

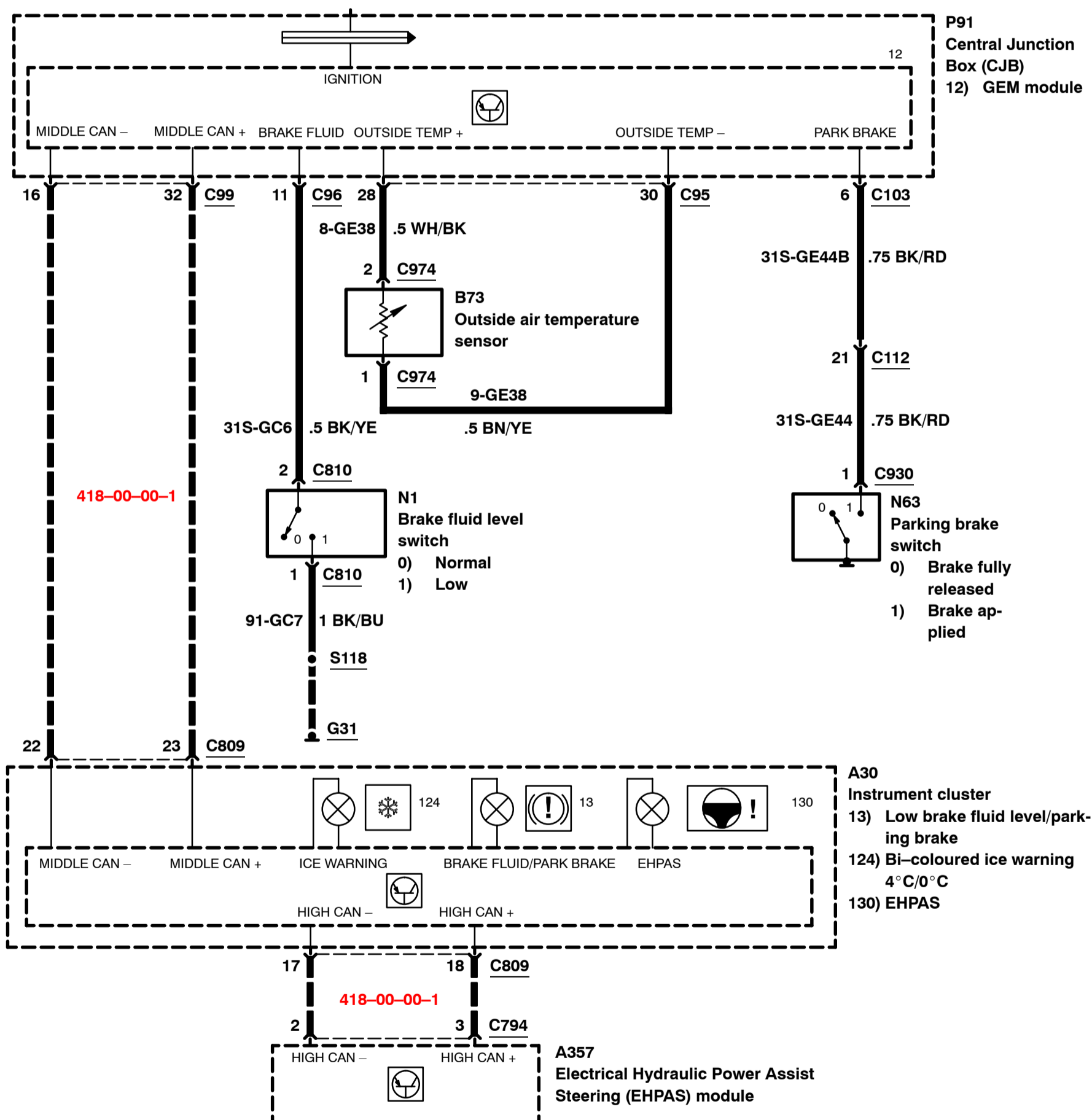
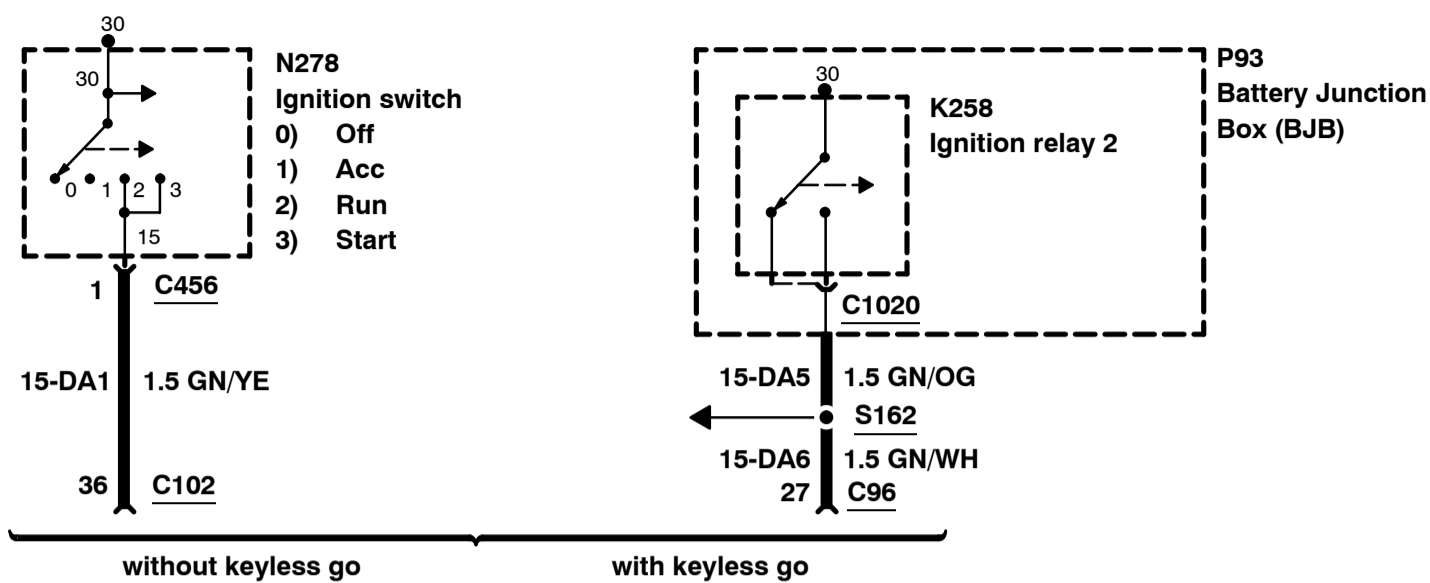
2008

413-01-00-2
2008.75

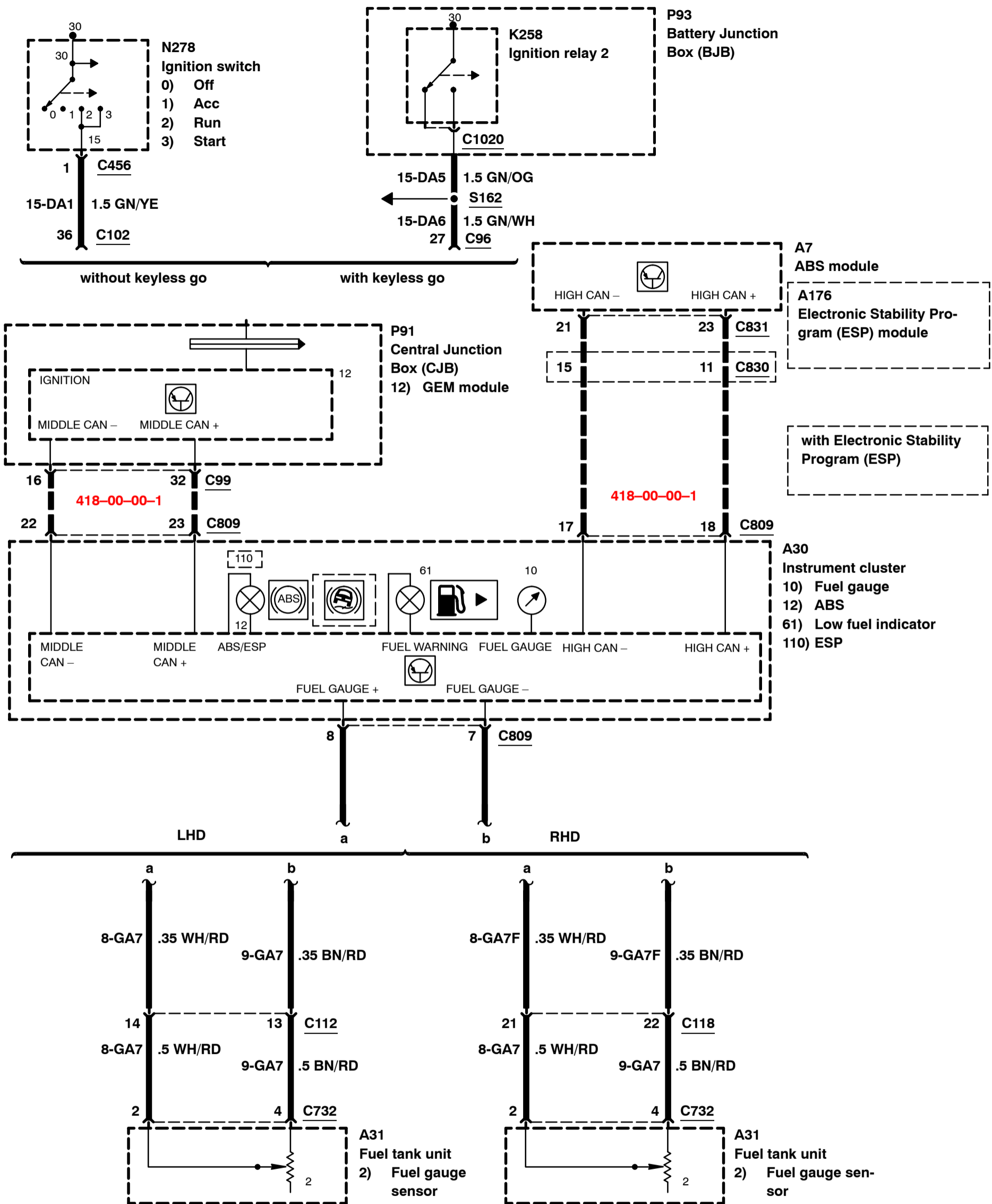
Focus



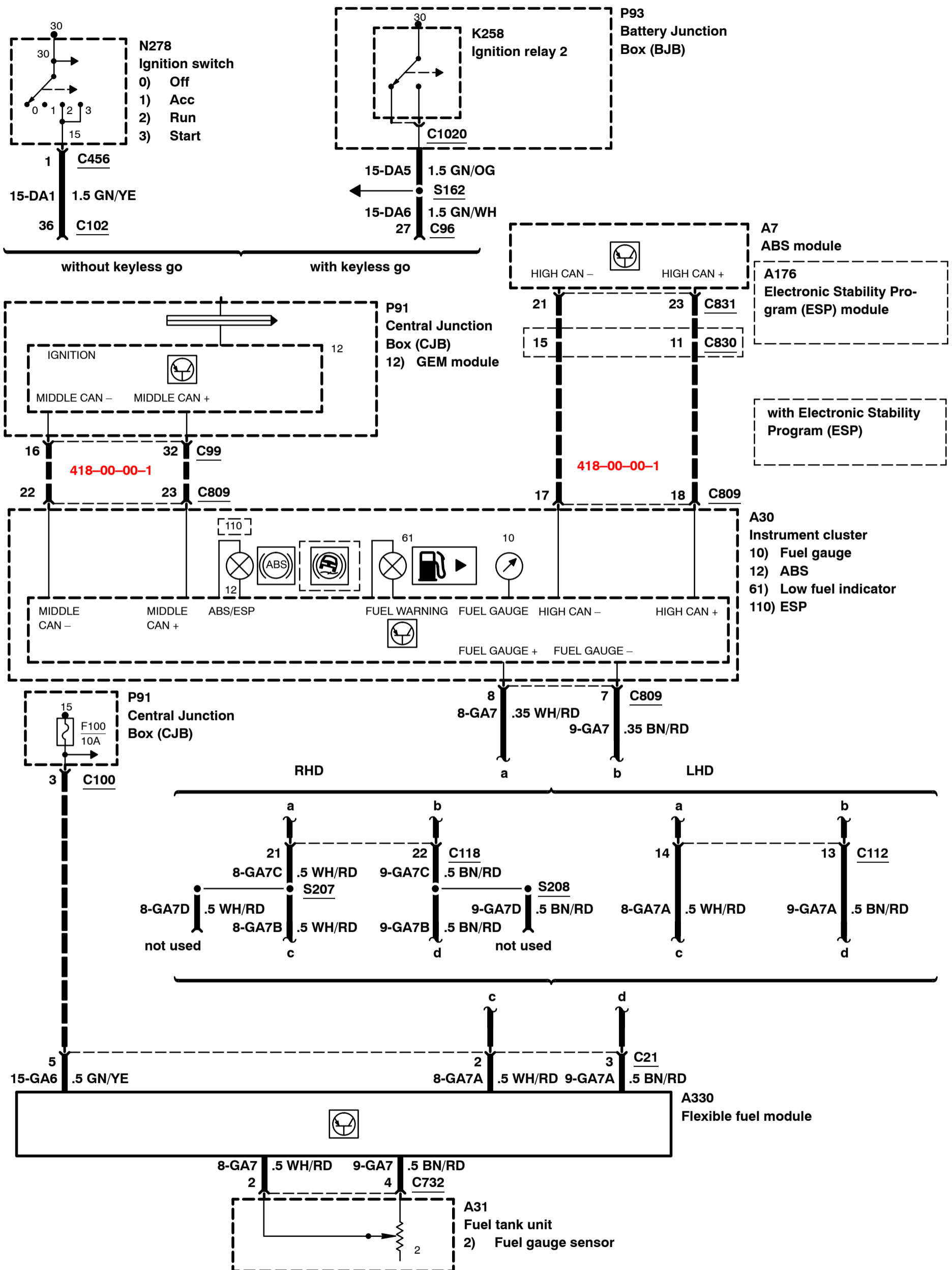
Instrument Cluster



Instrument Cluster – without flexible fuel system

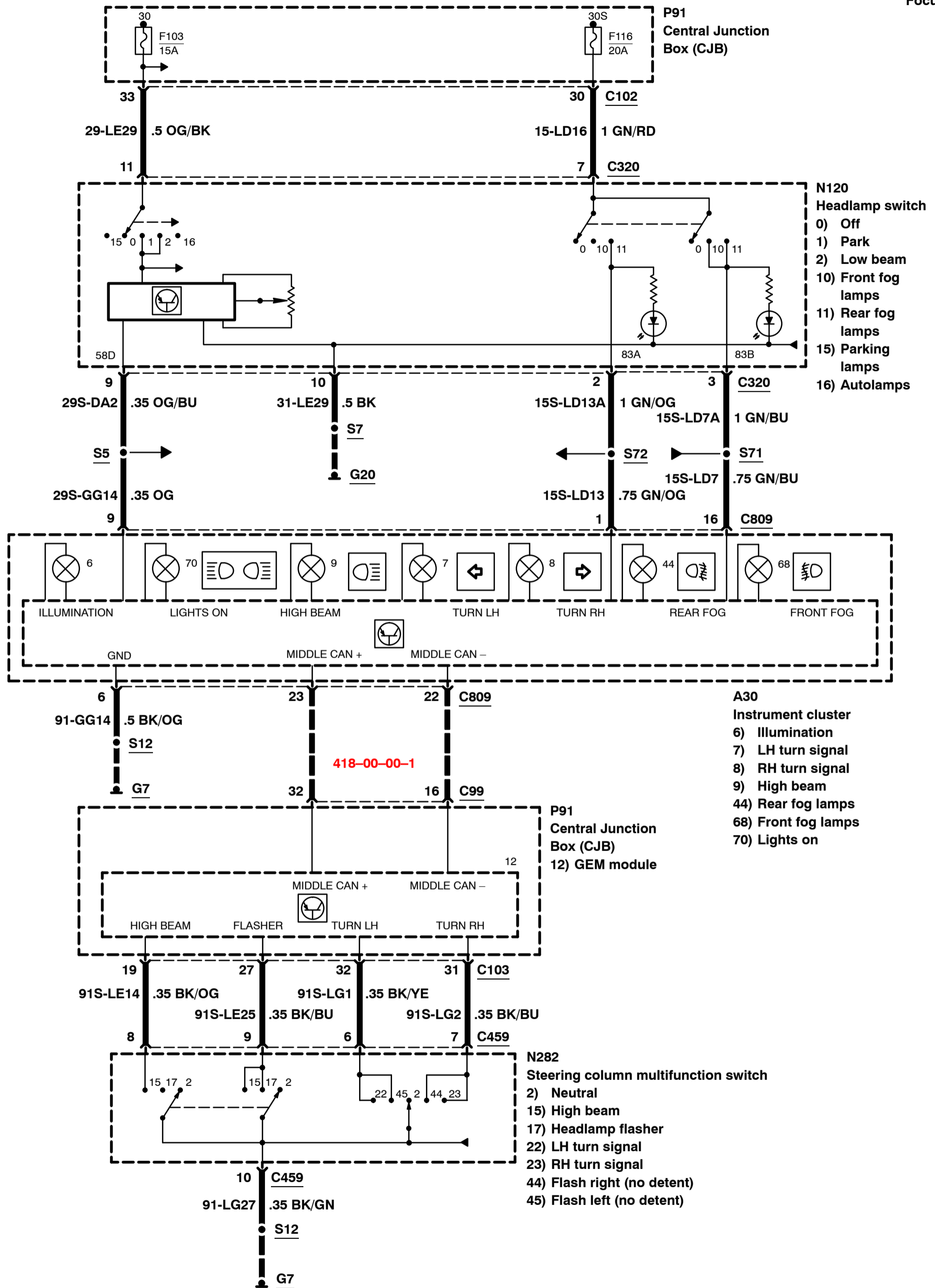


Instrument Cluster – with flexible fuel system



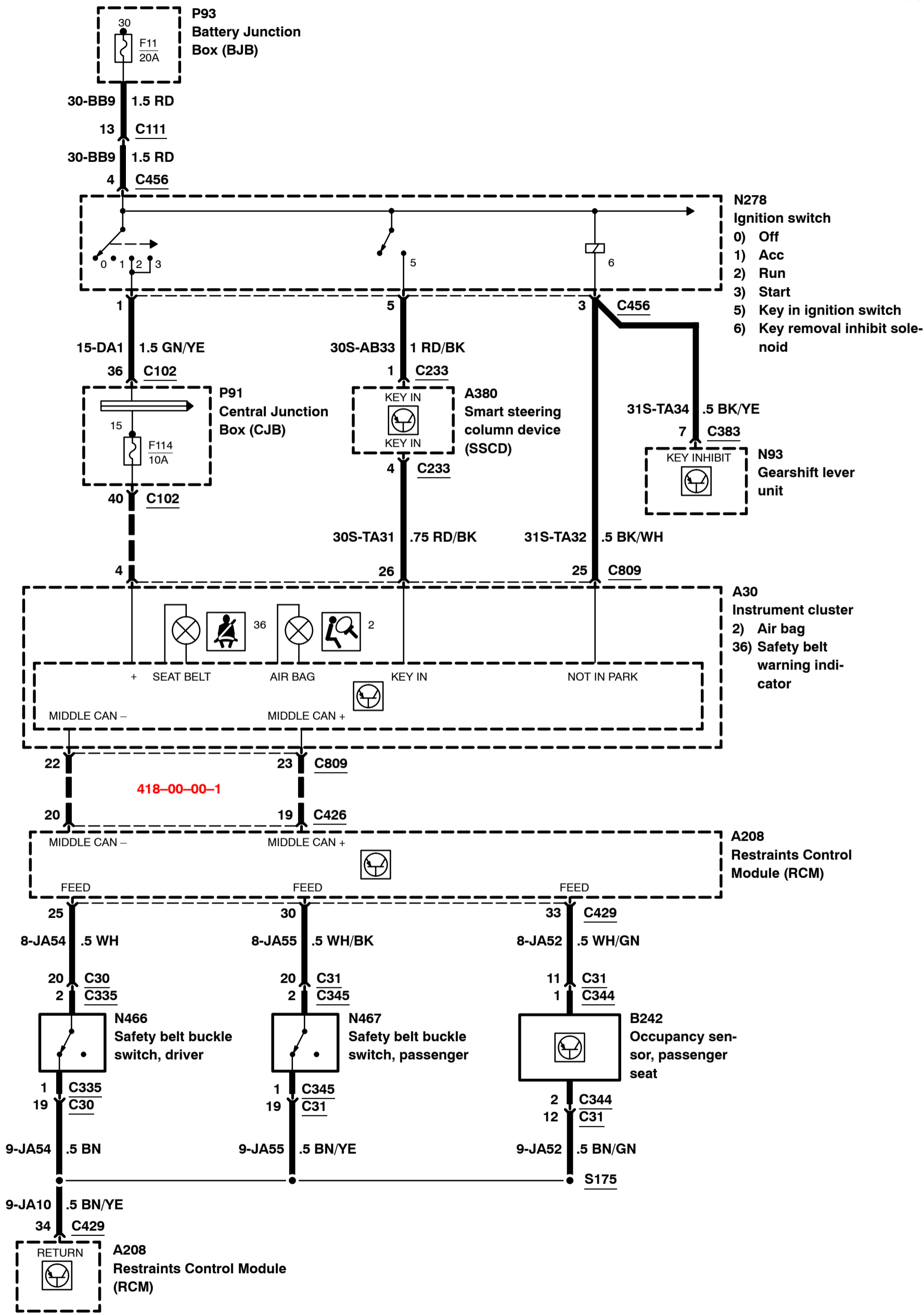
Instrument Cluster

2008
413-01-00-6
2008.75
Focus

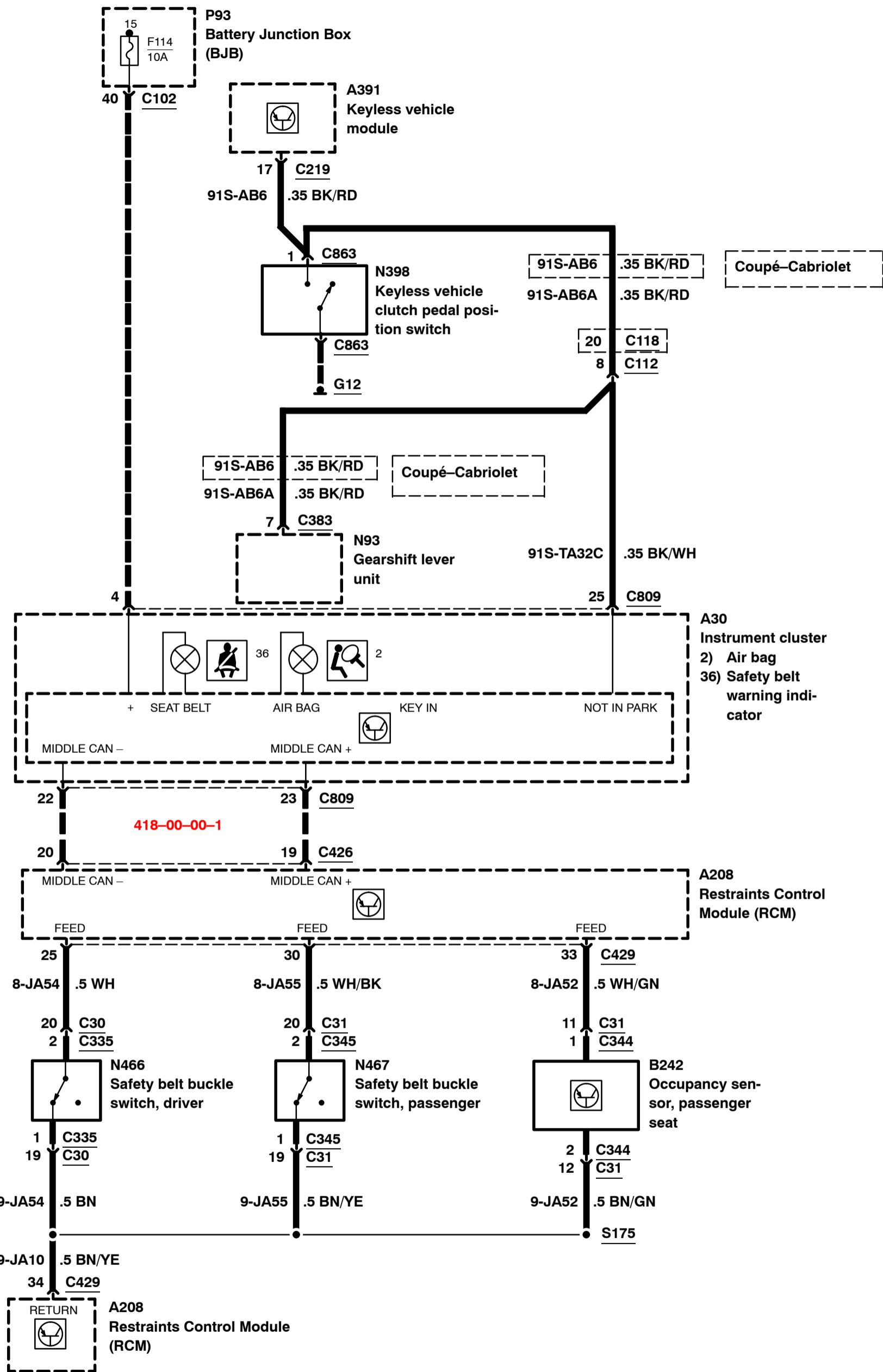


Instrument Cluster – without keyless go

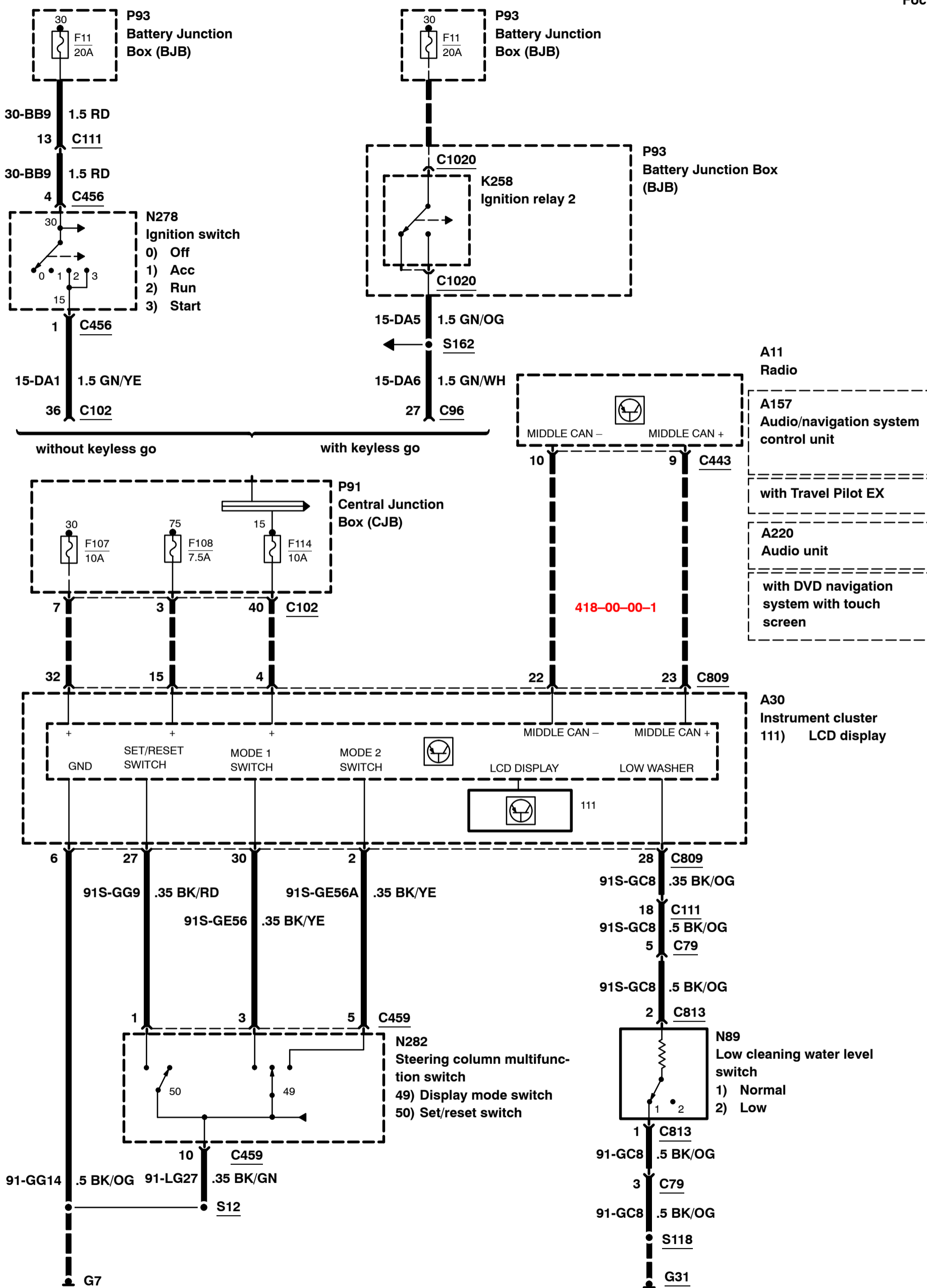
2008
413-01-00-7
2008.75
Focus



Instrument Cluster – with keyless go

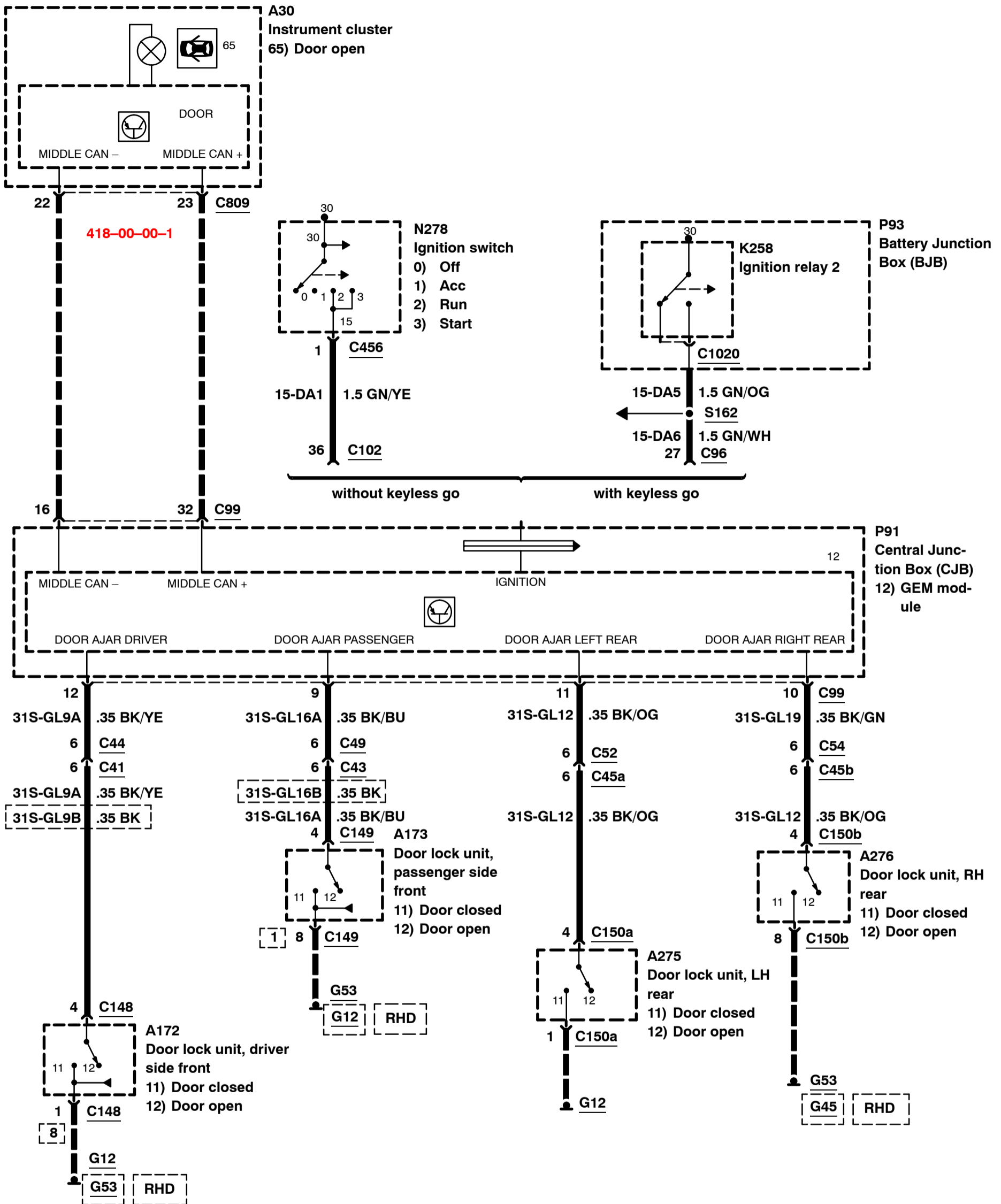


Instrument Cluster



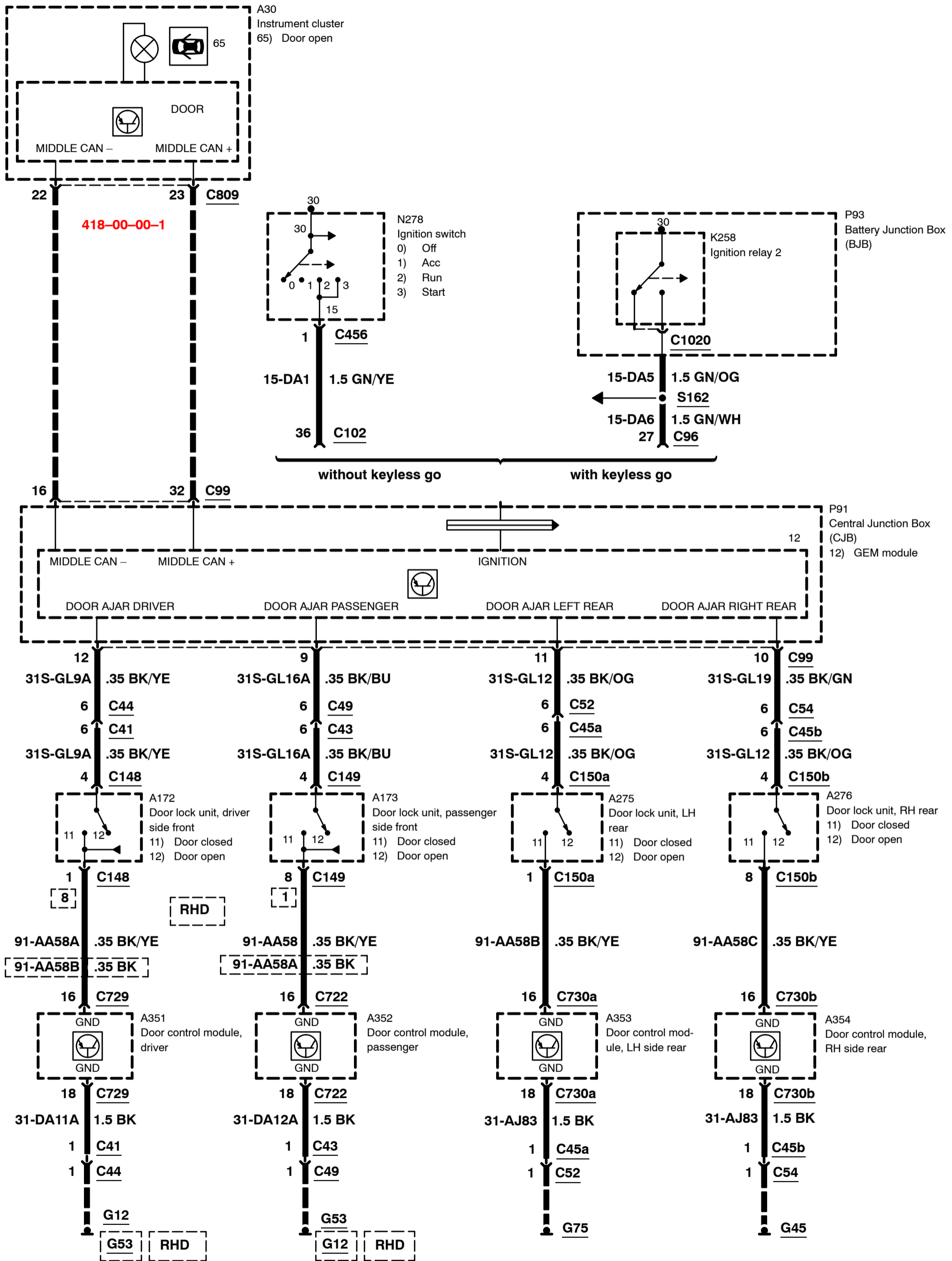
Instrument Cluster – without global closing

2008
413-01-00-10
2008.75
Focus



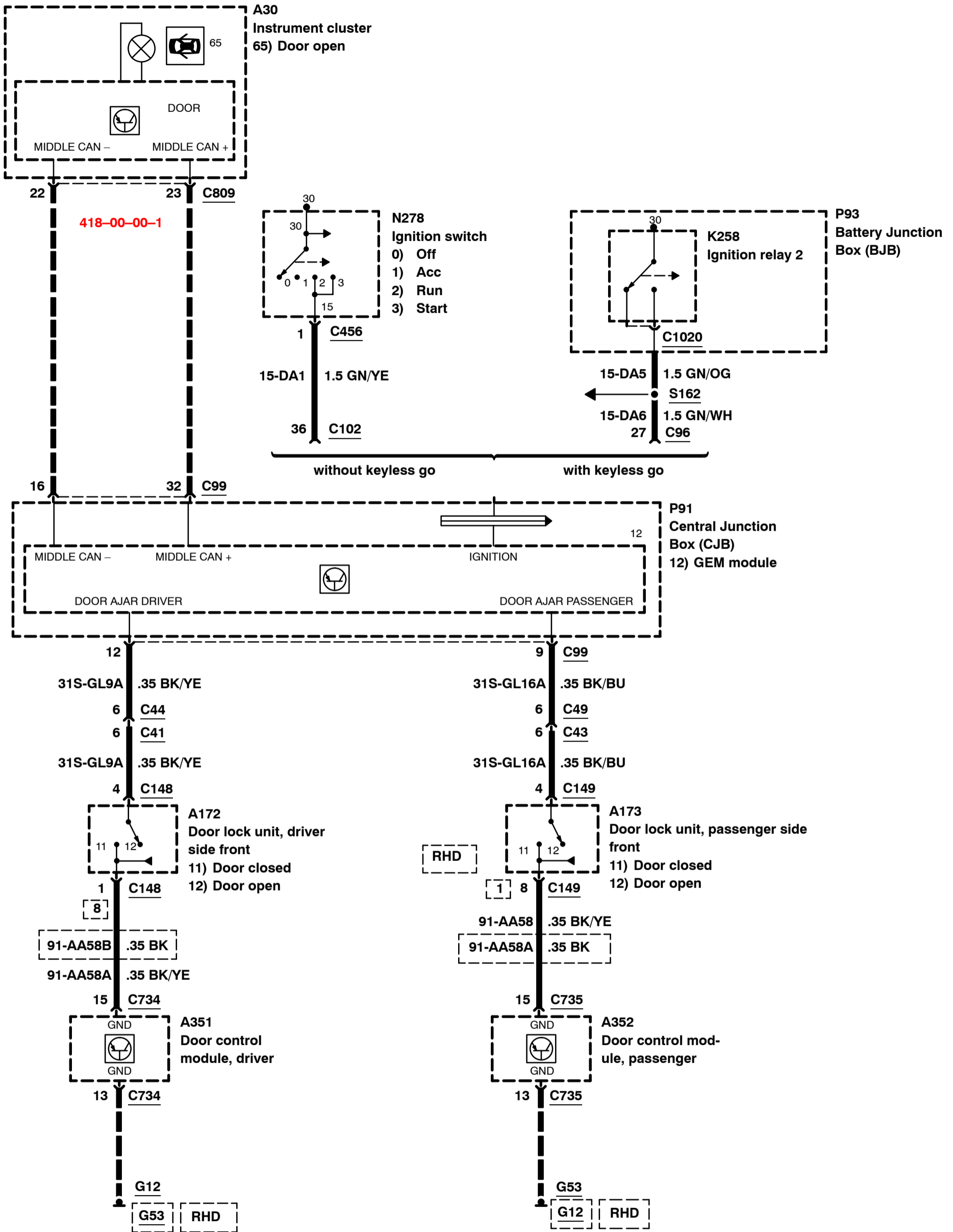
Instrument Cluster – except Coupé–Cabriolet, with global closing

2008
413-01-00-11
2008.75
Focus

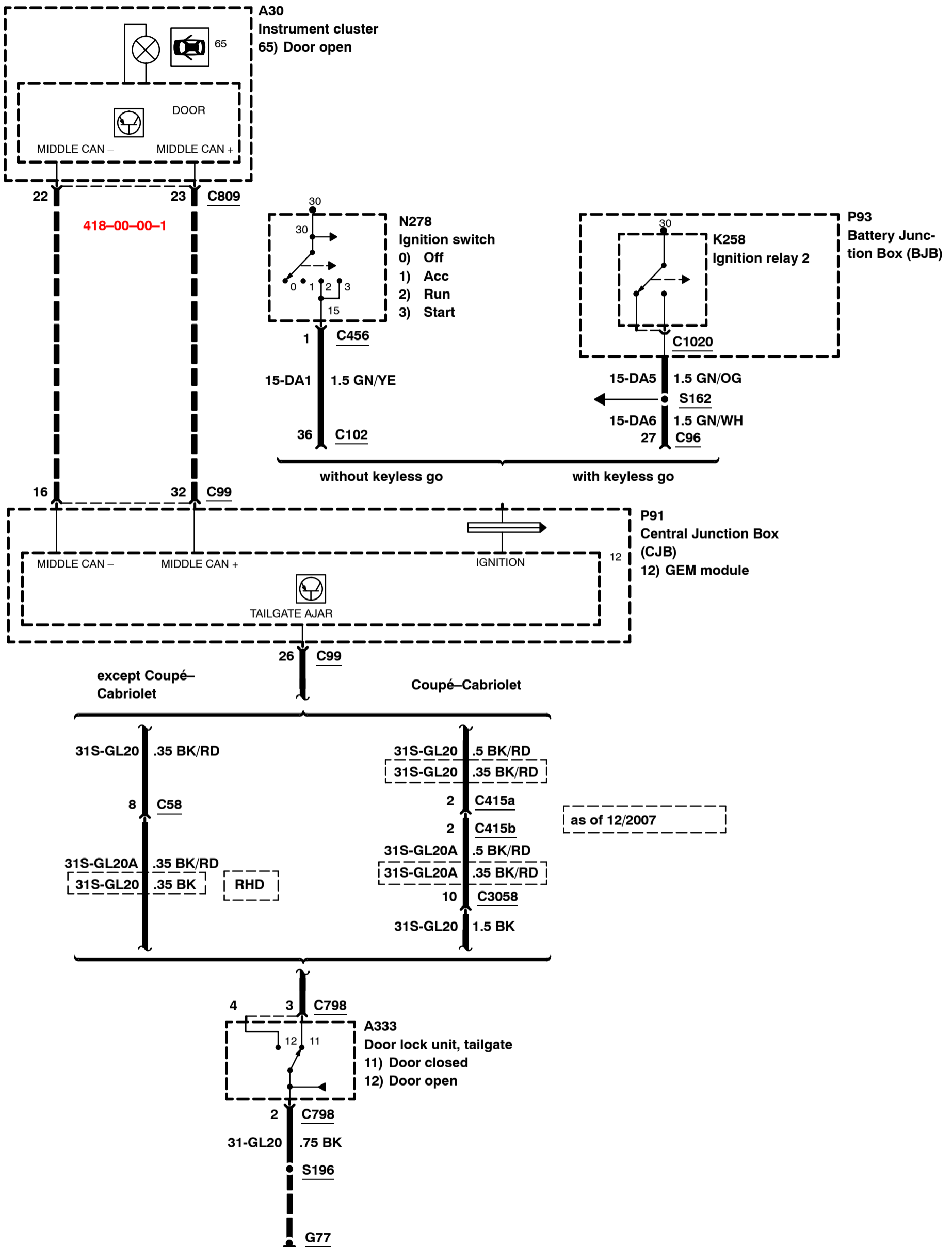


Instrument Cluster – Coupé–Cabriolet

2008
413-01-00-12
2008.75
Focus

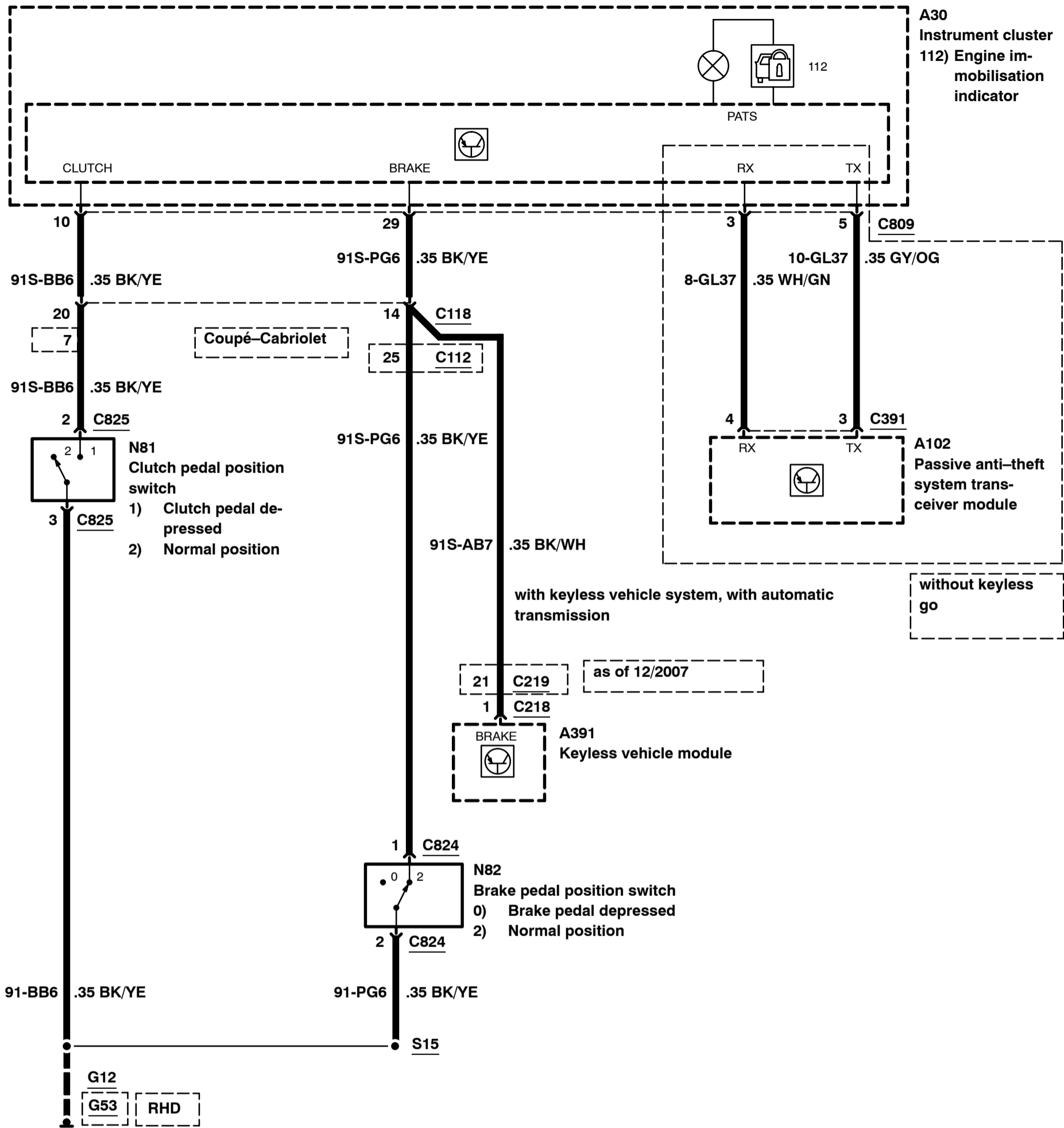


Instrument Cluster

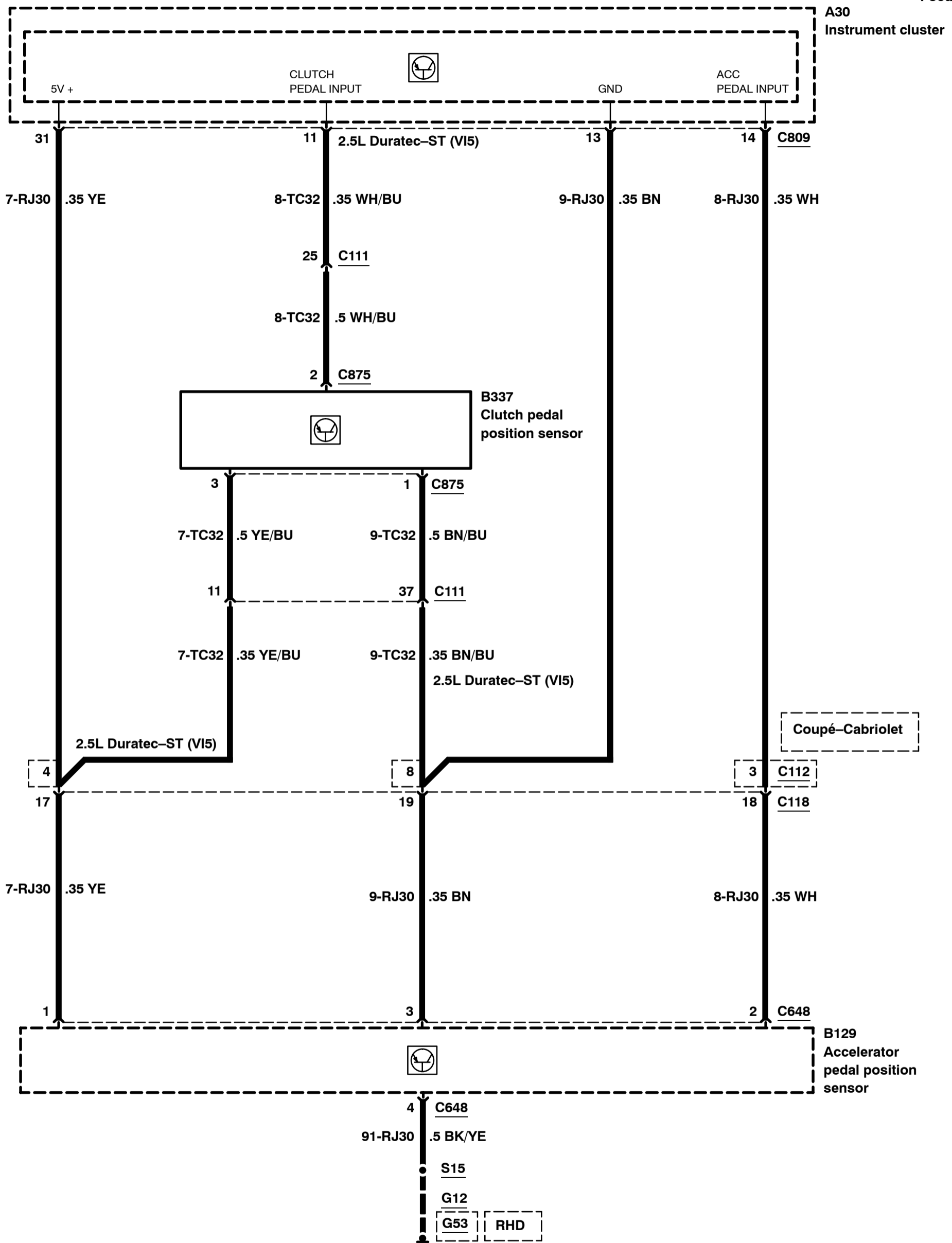


Instrument Cluster

2008
413-01-00-14
2008.75
Focus

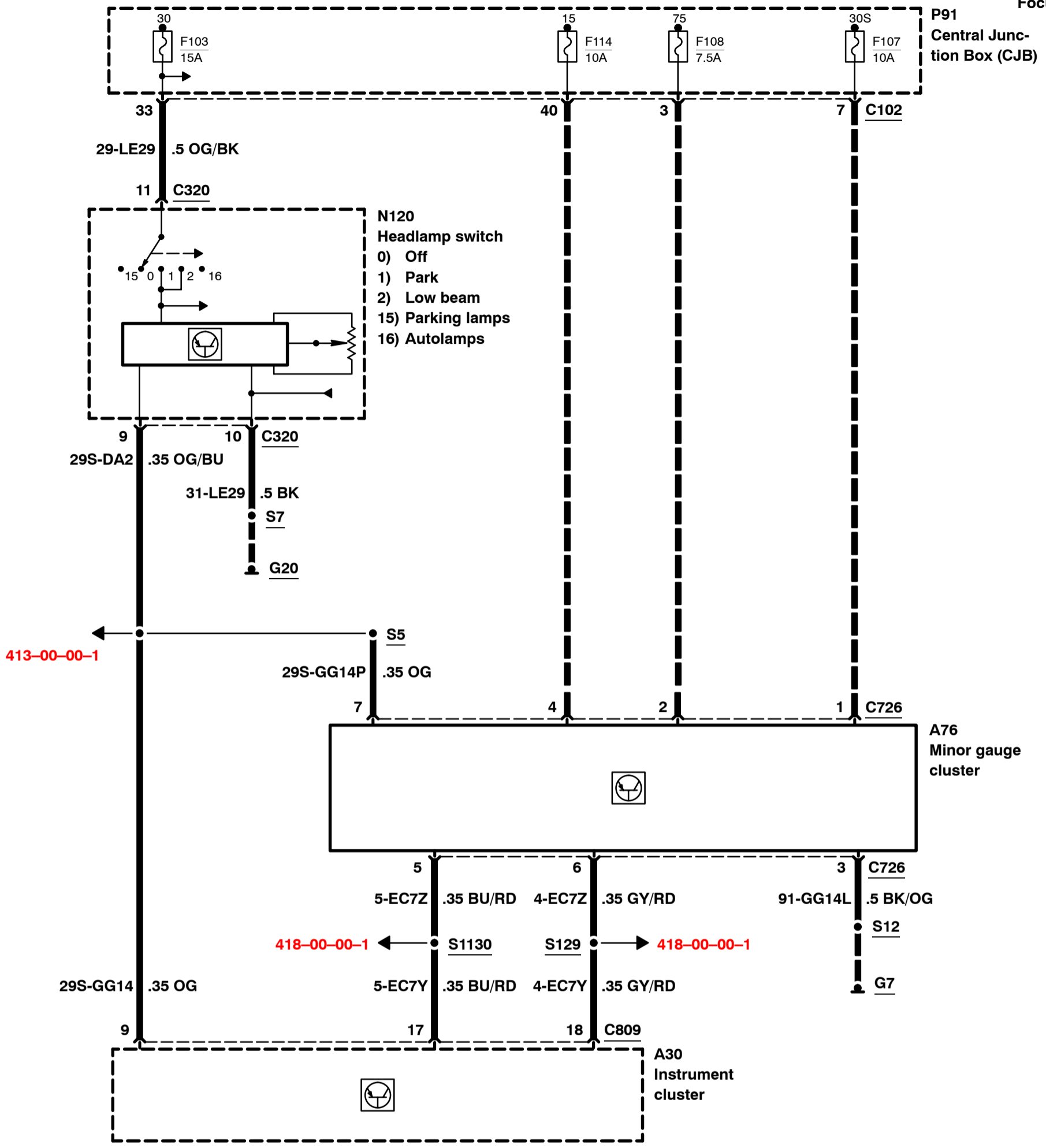


Instrument Cluster



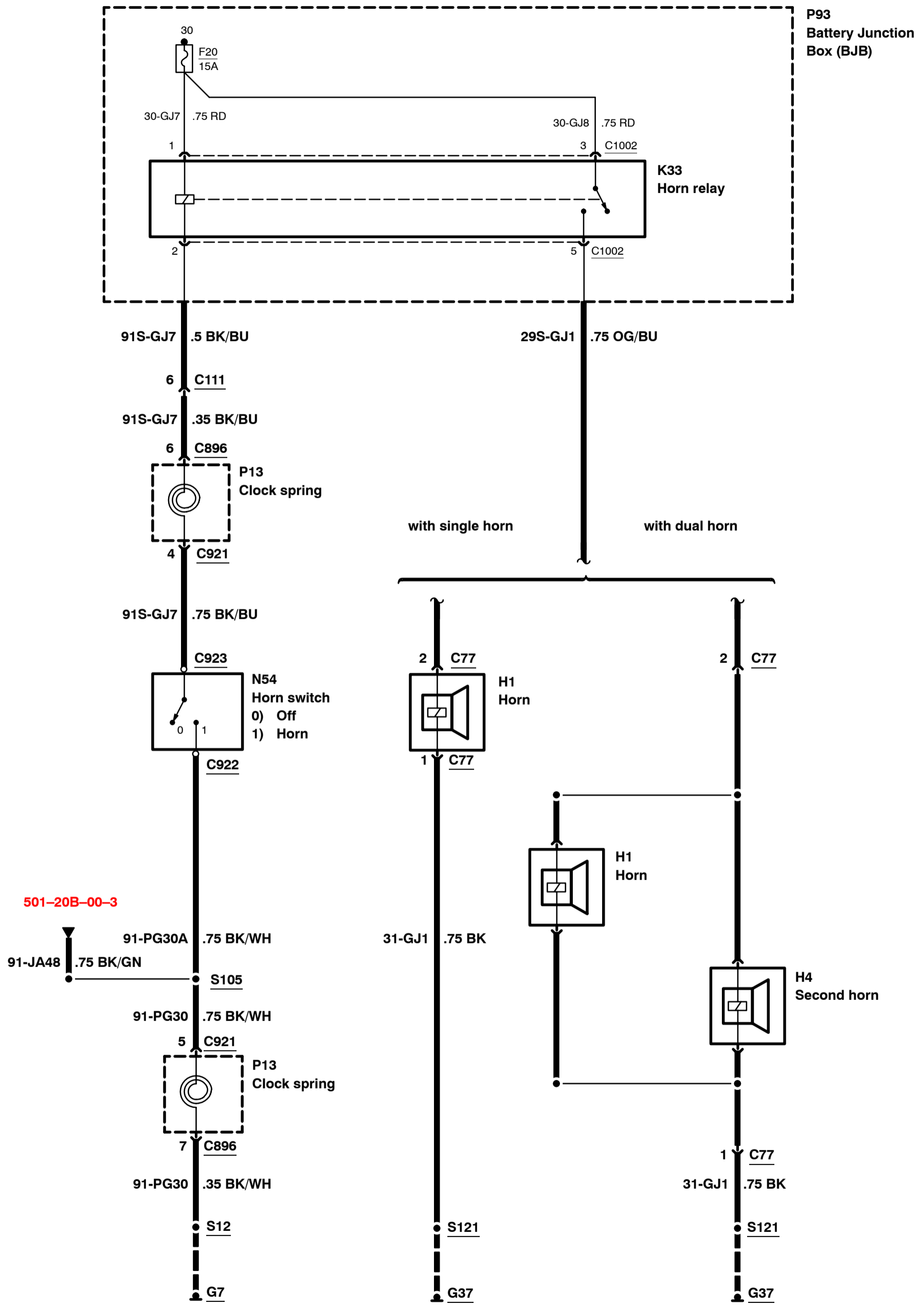
Instrument Cluster – 2.5L Duratec–ST (VI5)

2008
413-01-00-16
2008.75
Focus



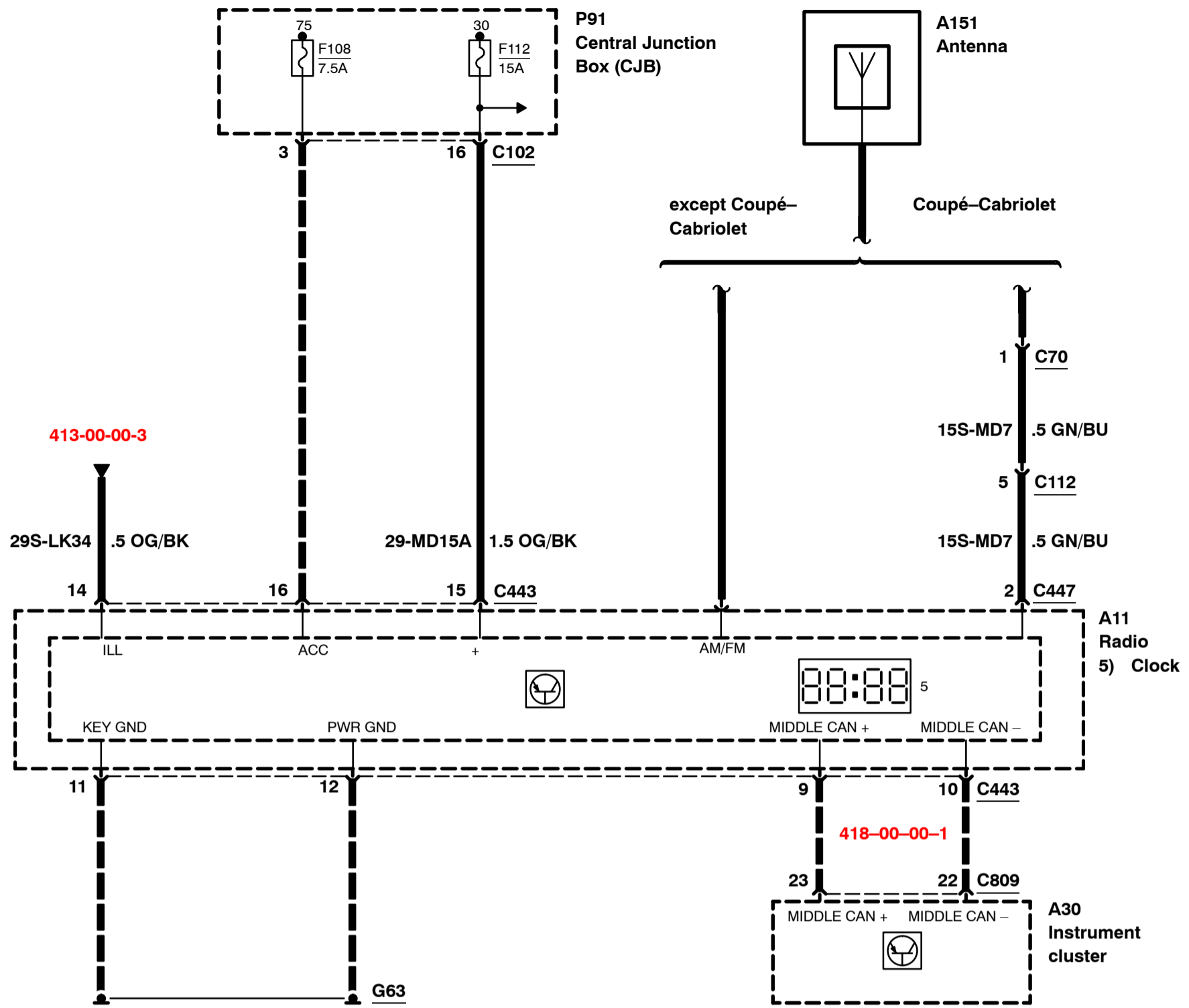
Horn

2008
413-06-00-1
2008.75
Focus



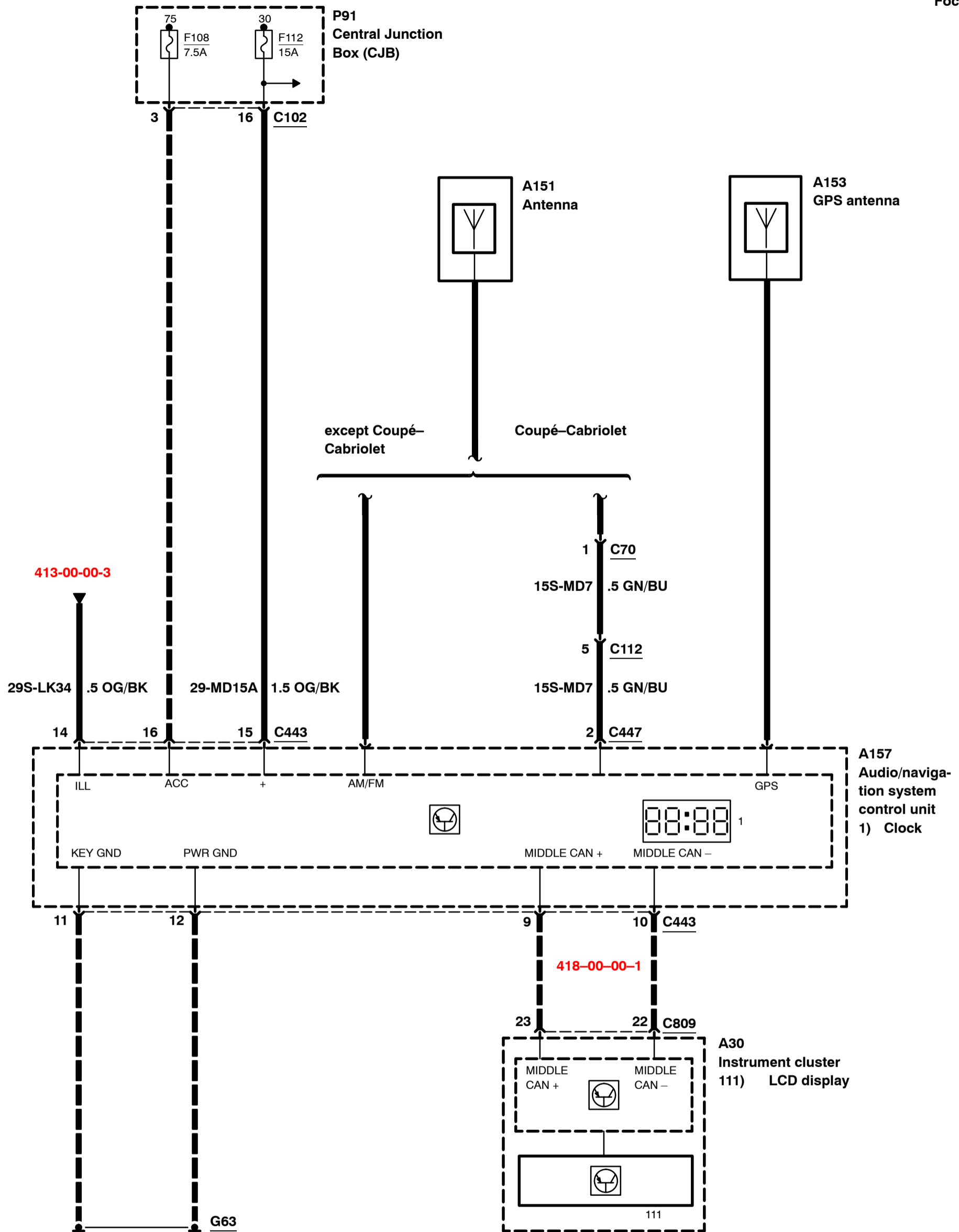
Clock – except Travel Pilot EX, except DVD navigation system with touch screen

2008
413-07-00-1
2008.75
Focus



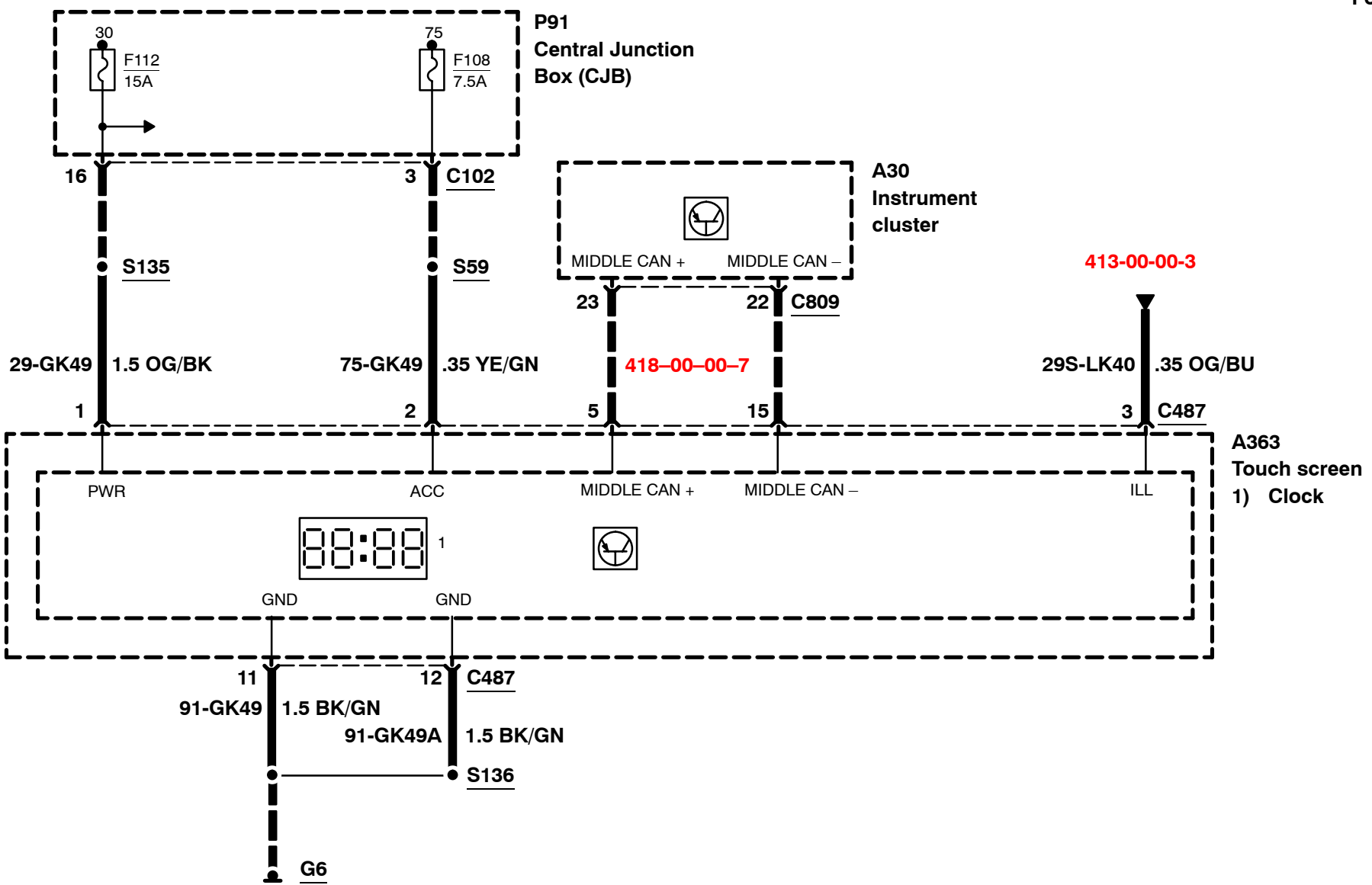
Clock – with Travel Pilot EX

2008
413-07-00-2
2008.75
Focus



Clock – with DVD navigation system with touch screen

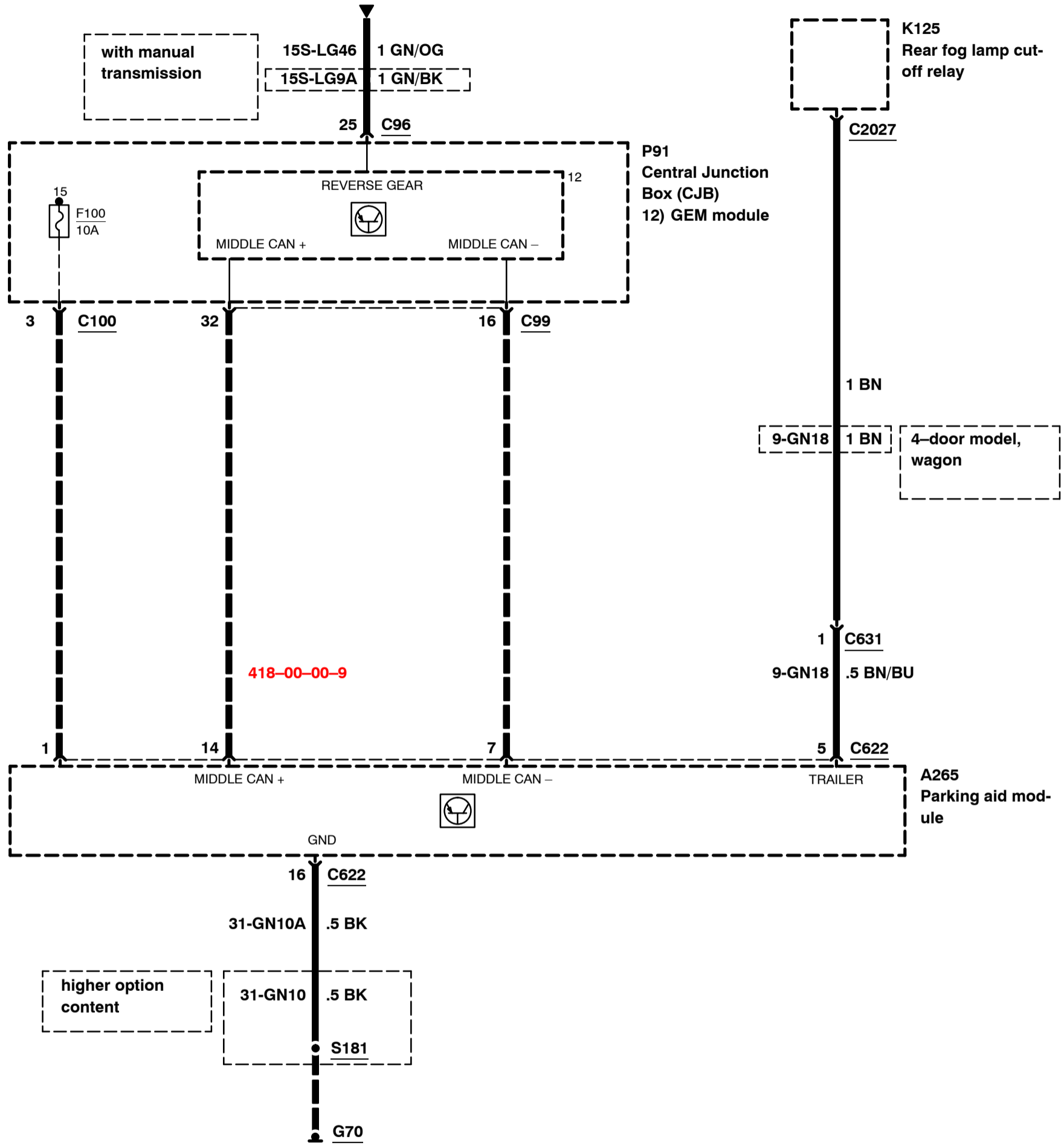
2008
413-07-00-3
2008.75
Focus



Parking Aid

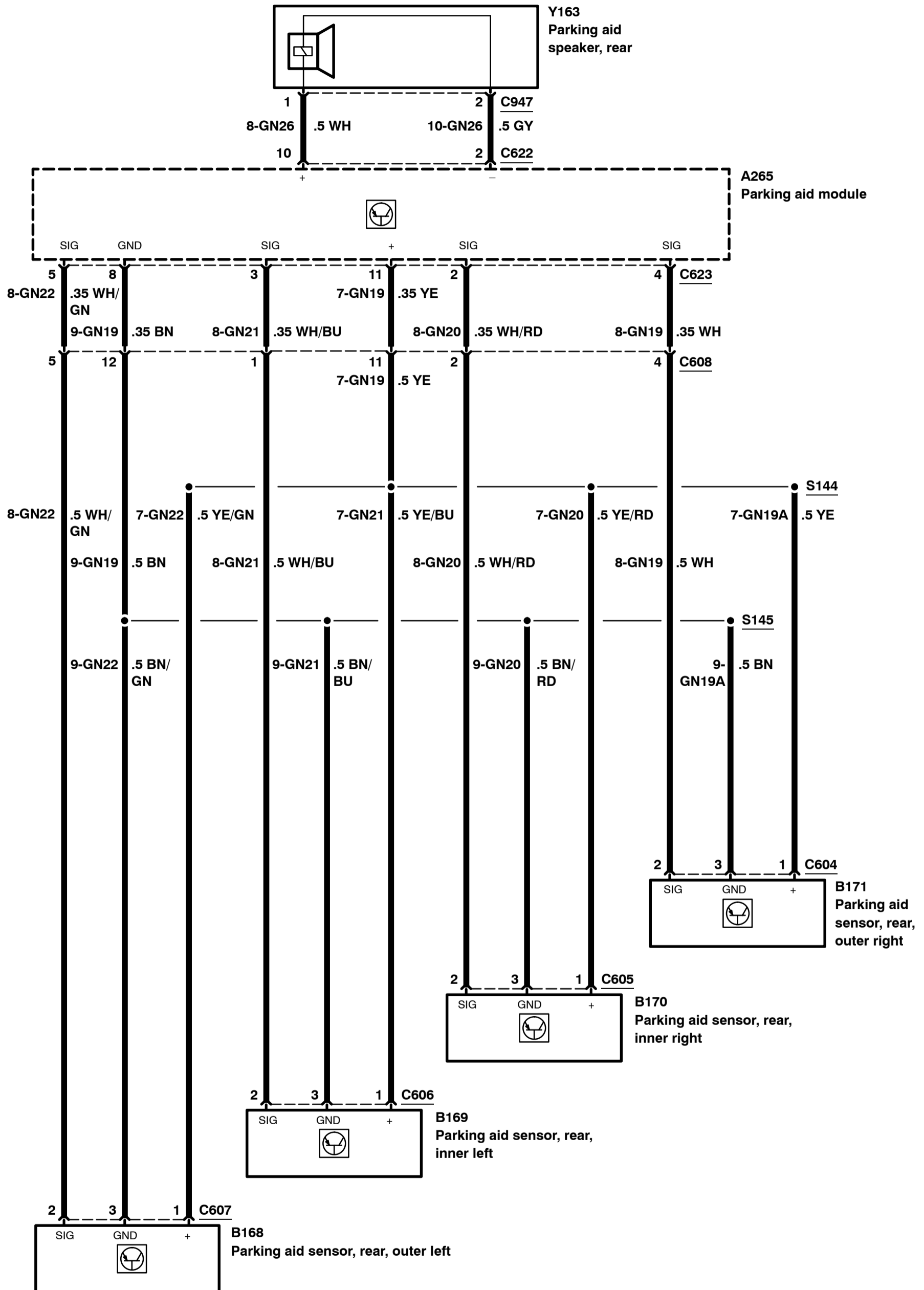
2008
413-13-00-1
2008.75
Focus

- 417-01-00-69 Coupé-Cabriolet
- 417-01-00-68 2.5L Duratec-ST (VI5)
- 417-01-00-65 automatic transmission
- 417-01-00-62 manual transmission (MPS6)
- 417-01-00-59 manual transmission



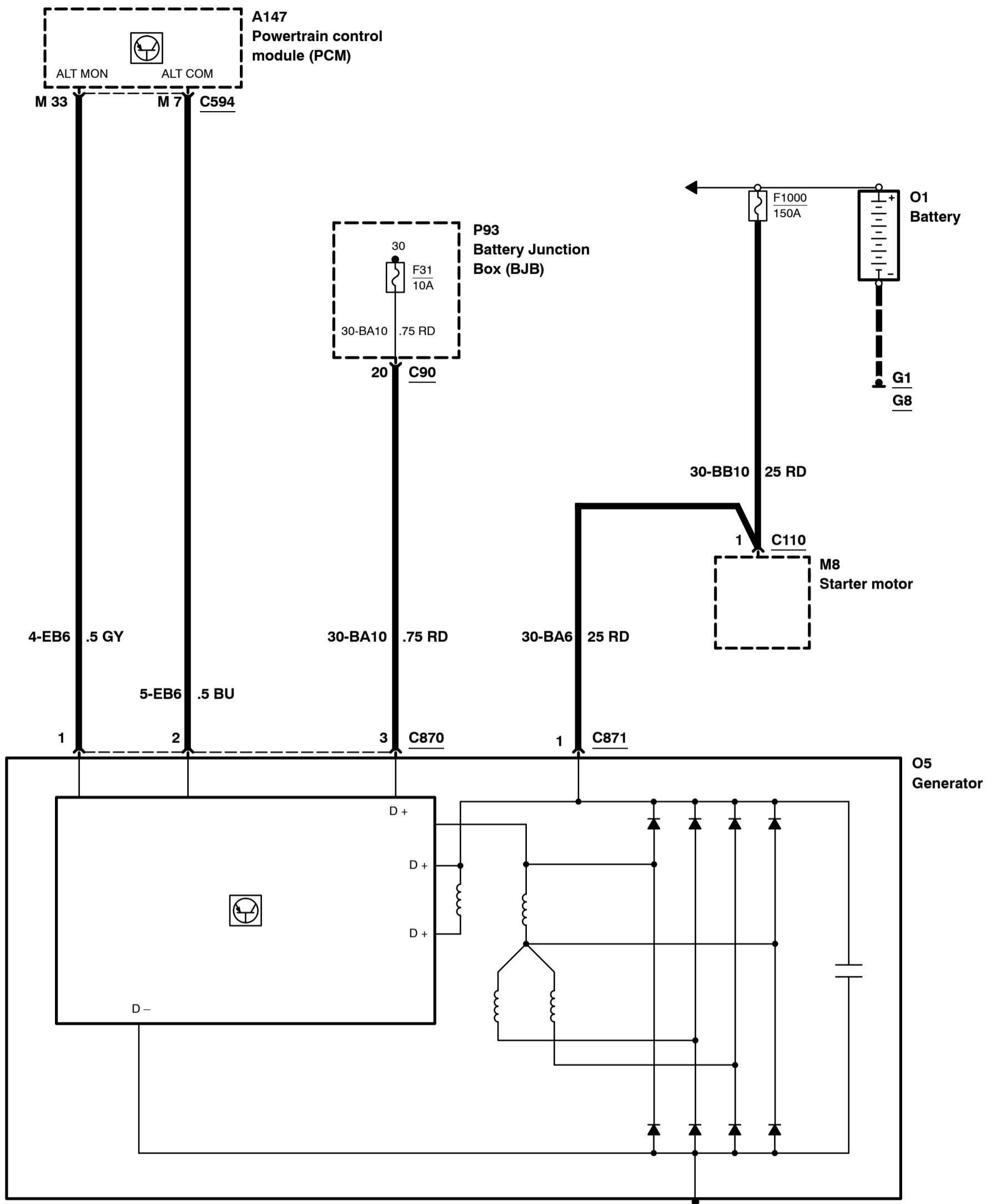
Parking Aid

2008
413-13-00-2
2008.75
Focus



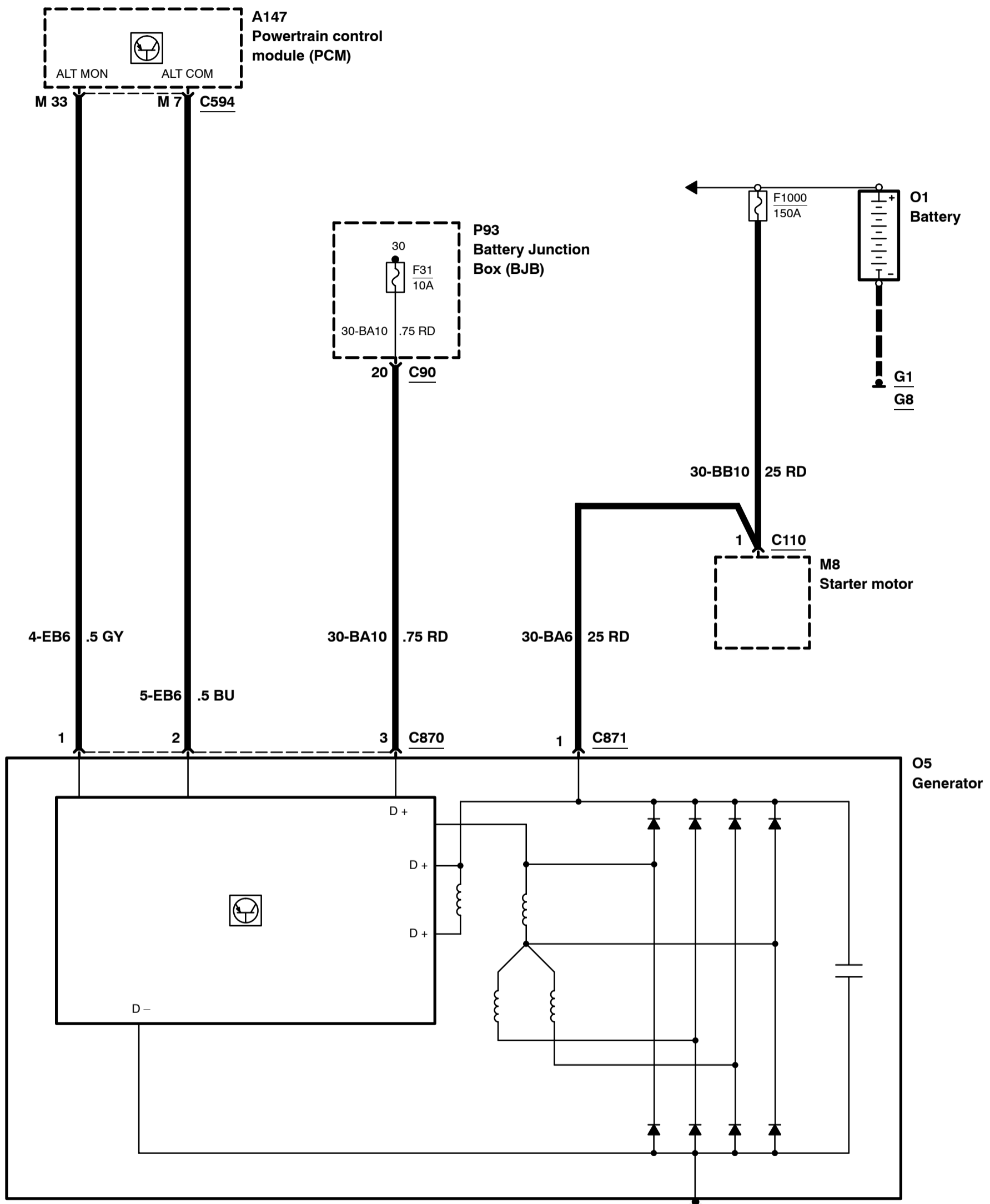
Generator and Regulator – 1.4/1.6L Duratec-16V (Sigma)

2008
414-02A-00-1
2008.75
Focus



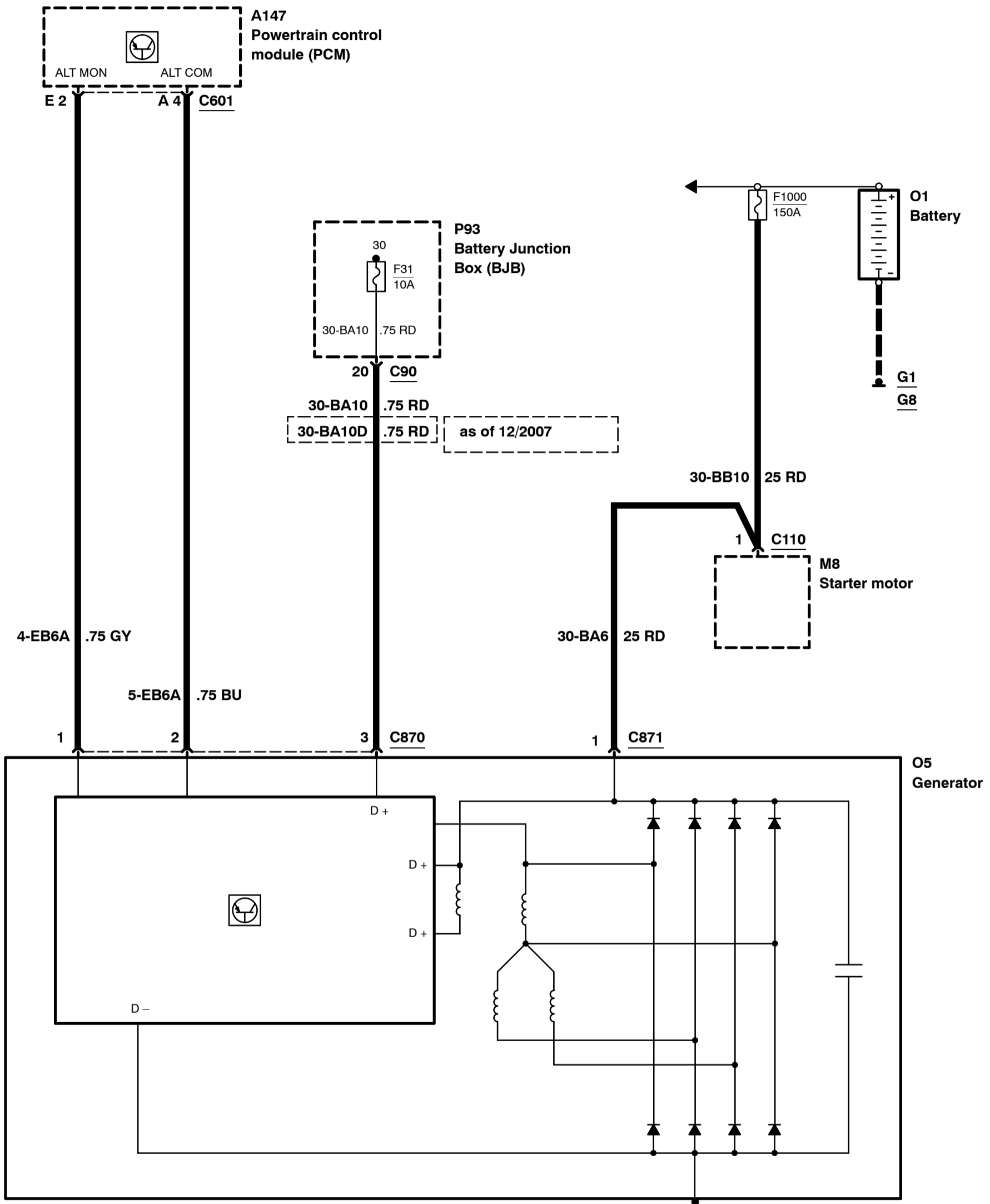
Generator and Regulator – 1.6L Duratec–16V Ti–VCT (Sigma)

2008
414-02B-00-1
2008.75
Focus



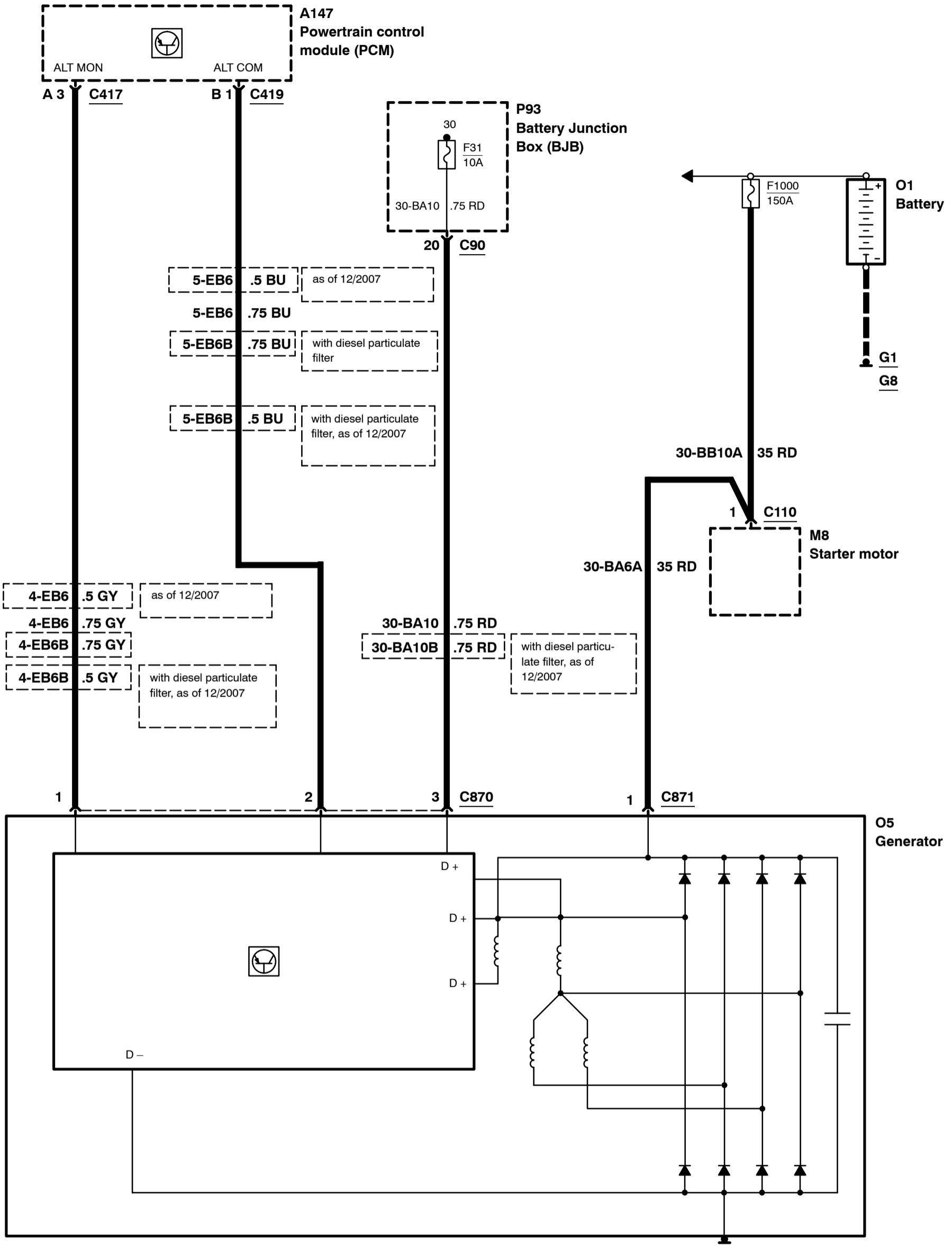
Generator and Regulator – 1.8/2.0L Duratec–HE (MI4)

2008
414-02C-00-1
2008.75
Focus

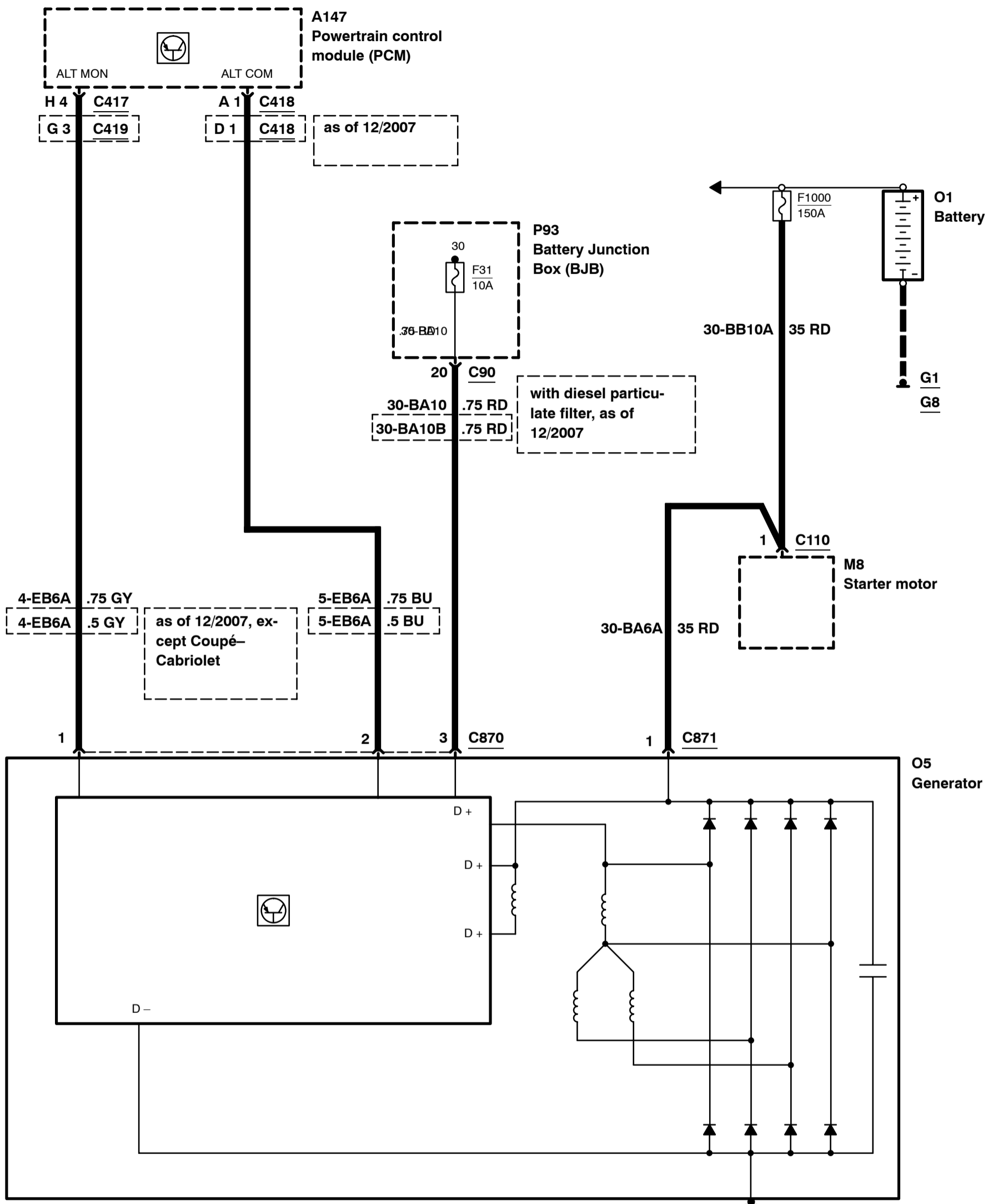


Generator and Regulator – 1.6L Duratorq–TDCi (DV) Diesel

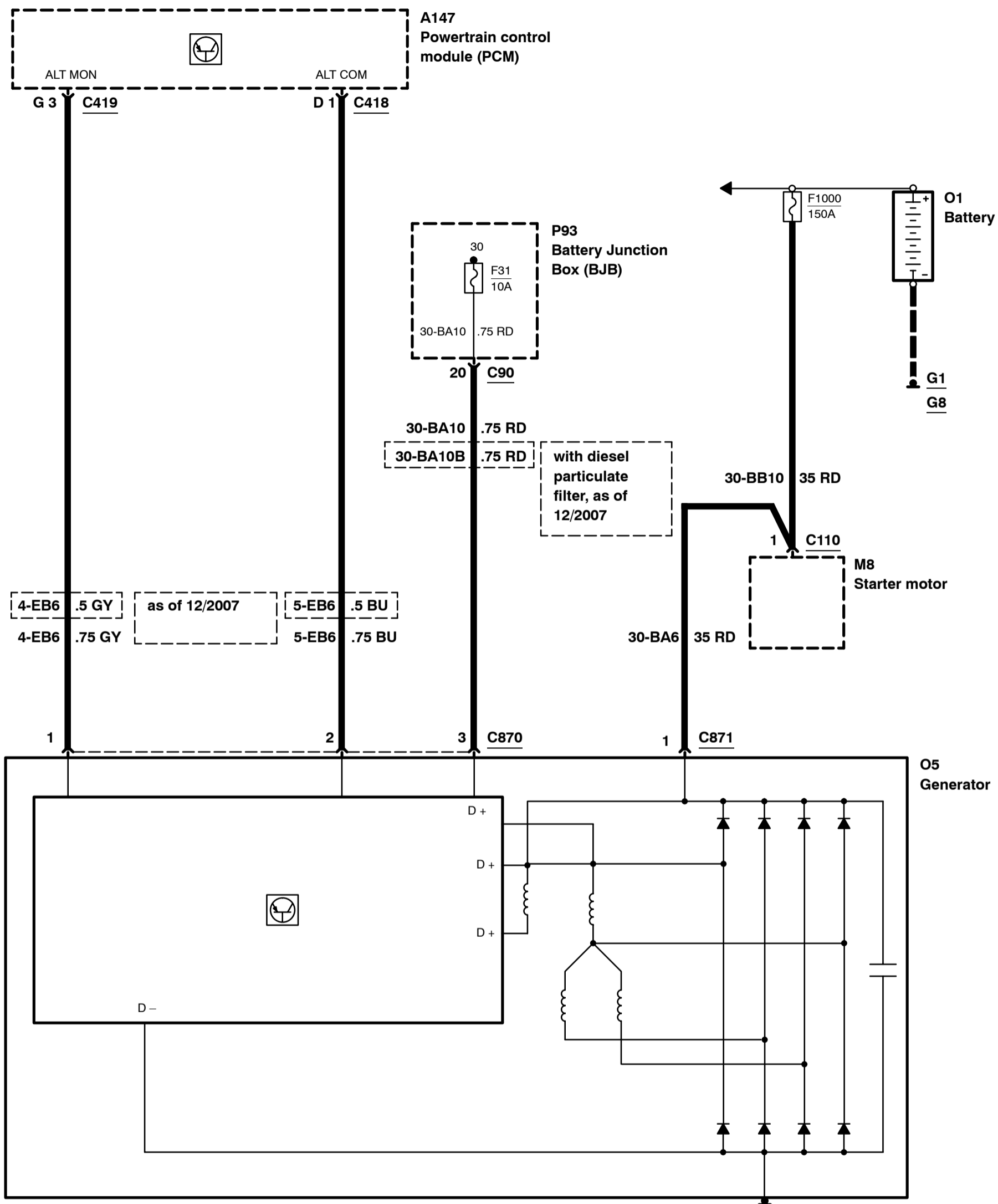
2008
414-02D-00-1
2008.75
Focus



Generator and Regulator – 2.0L Duratorq–TDCi (DW) Diesel

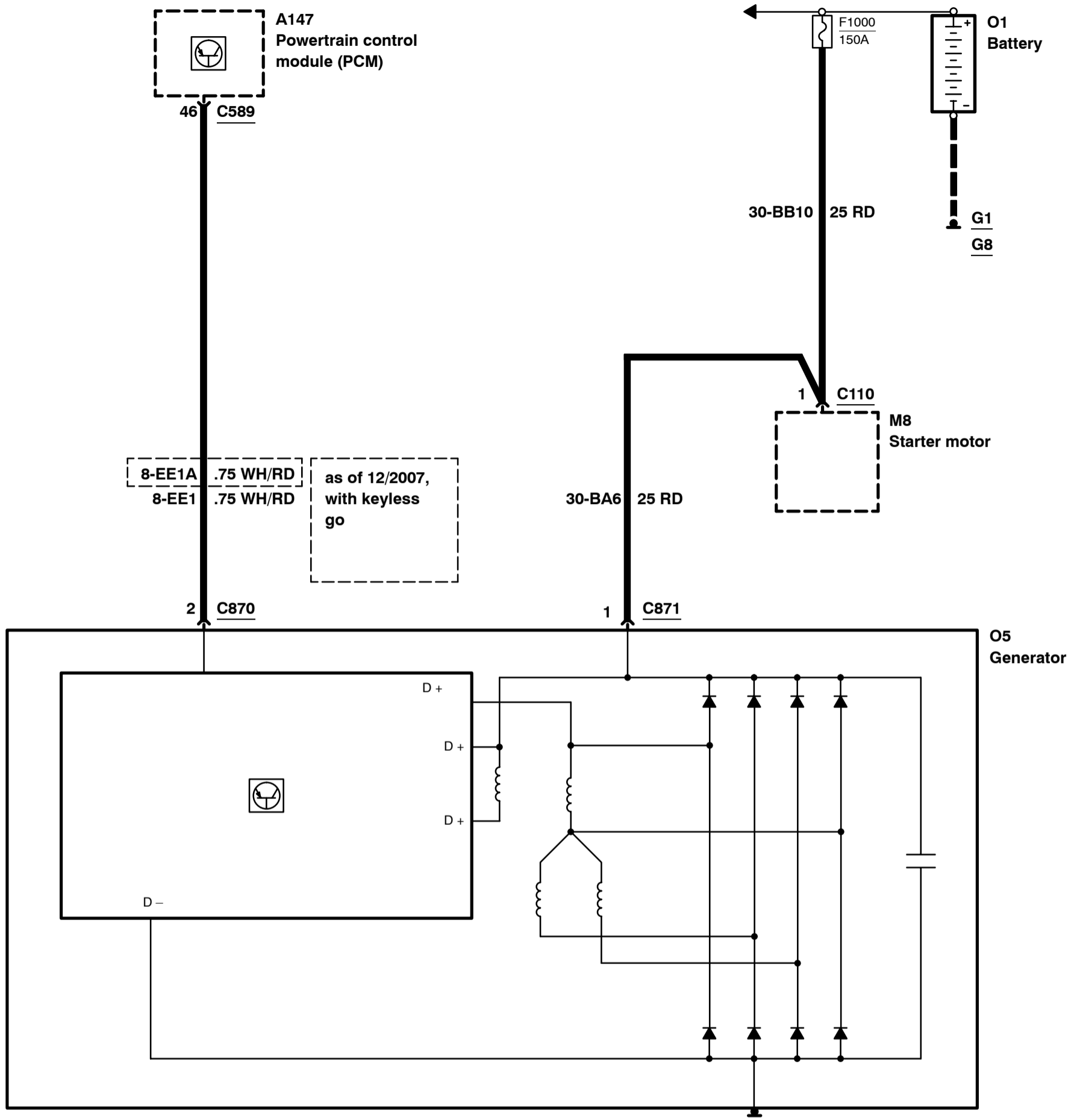


Generator and Regulator – 1.8L Duratorq–TDCi (Kent) Diesel

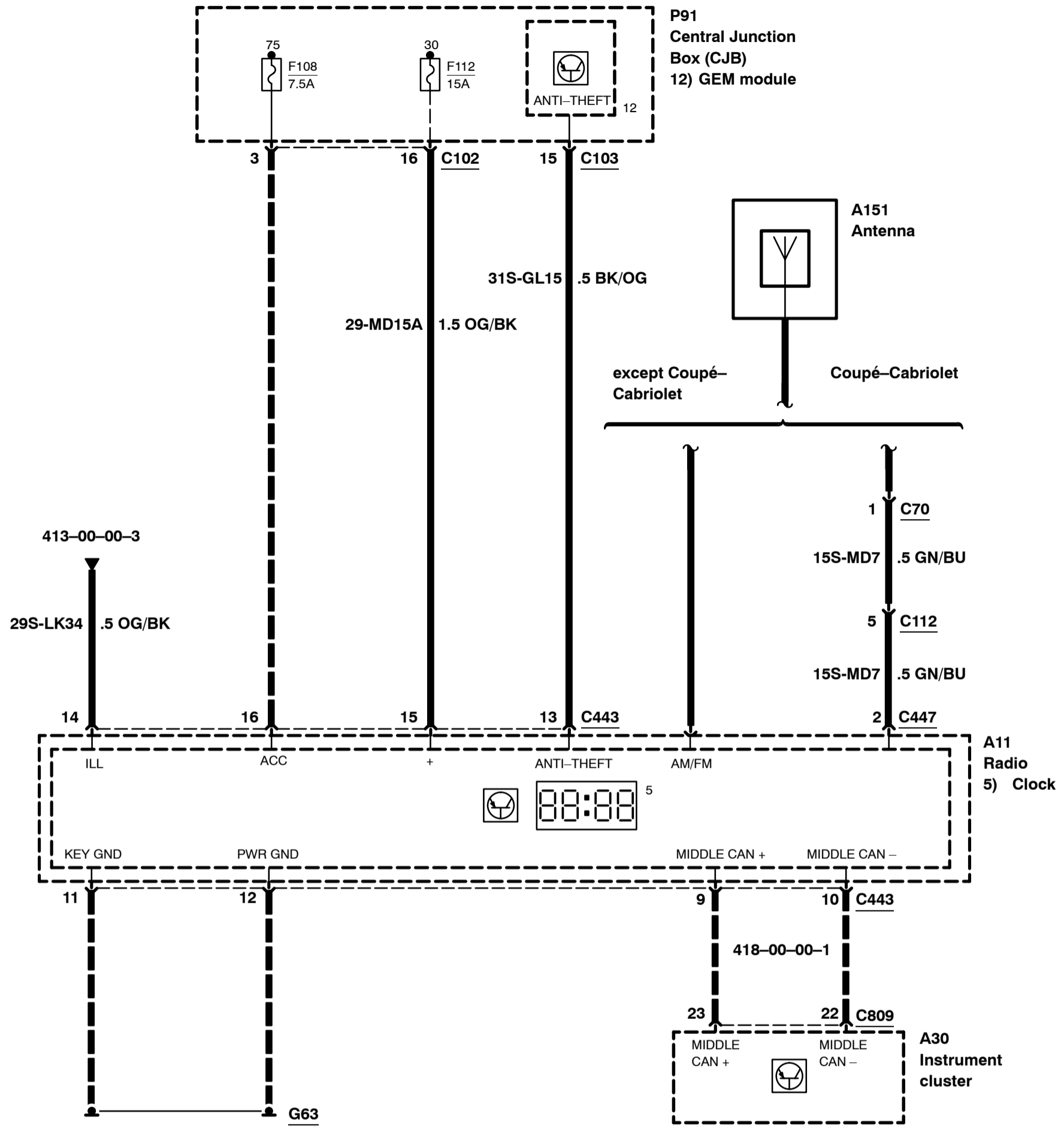


Generator and Regulator – 2.5L Duratec–ST (VI5)

2008
414-02G-00-1
2008.75
Focus

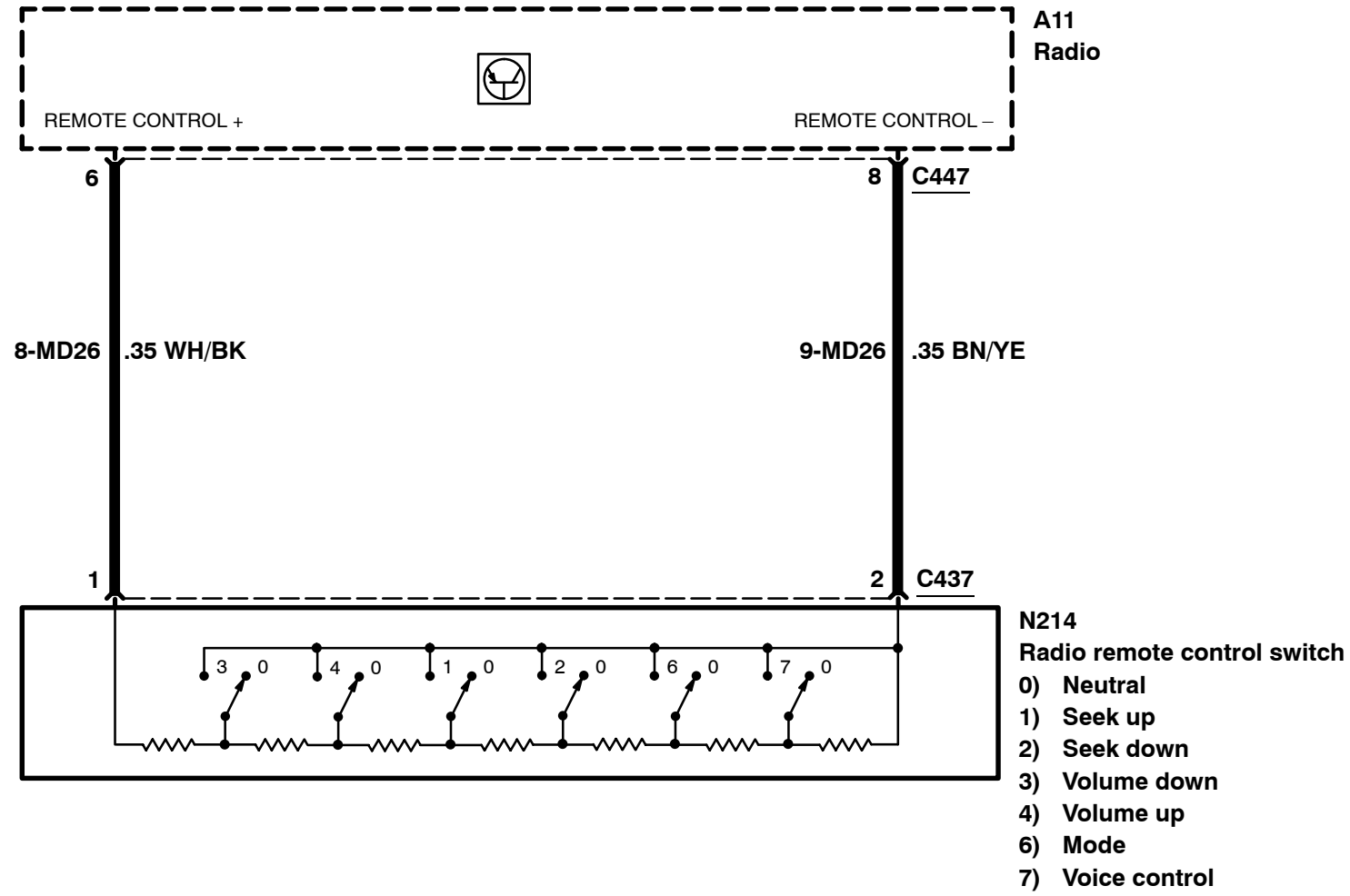


Audio Unit – except Travel Pilot EX, except DVD navigation system with touch screen



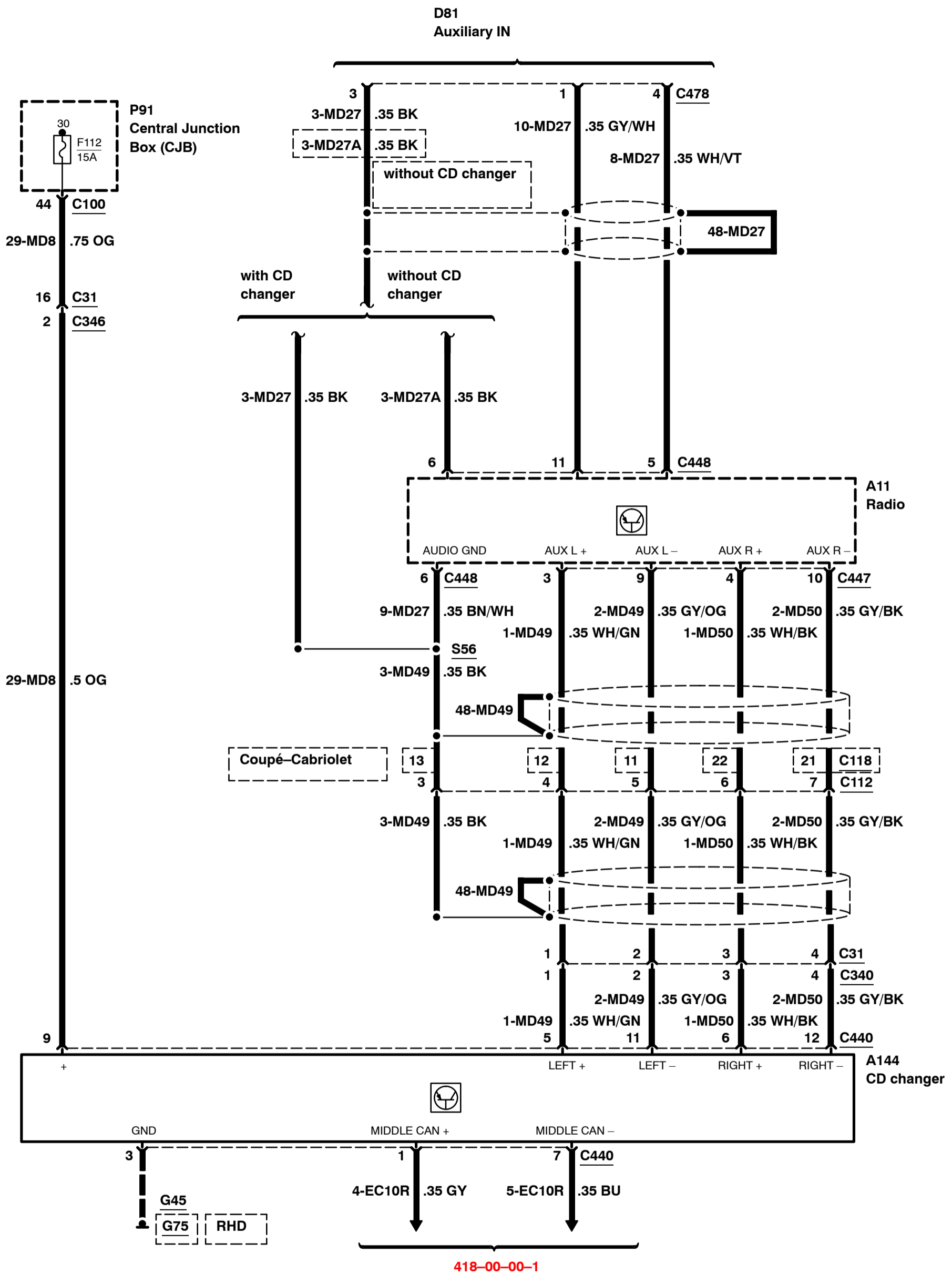
2008
415-01-00-2
2008.75
Focus

Audio Unit – except Travel Pilot EX, except DVD navigation system with touch screen

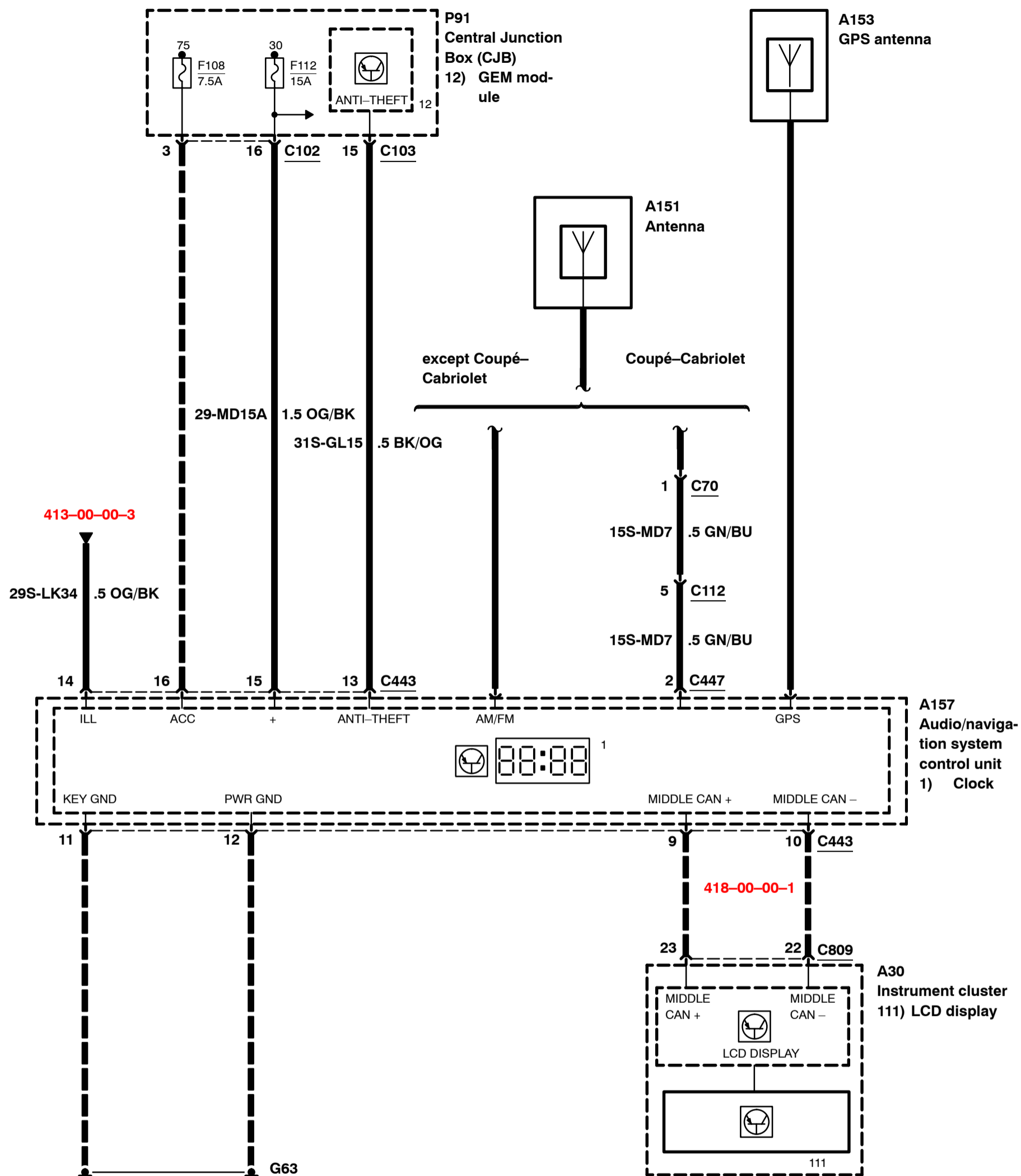


Audio Unit – except Travel Pilot EX, except DVD navigation system with touch screen

2008
415-01-00-3
2008.75
Focus

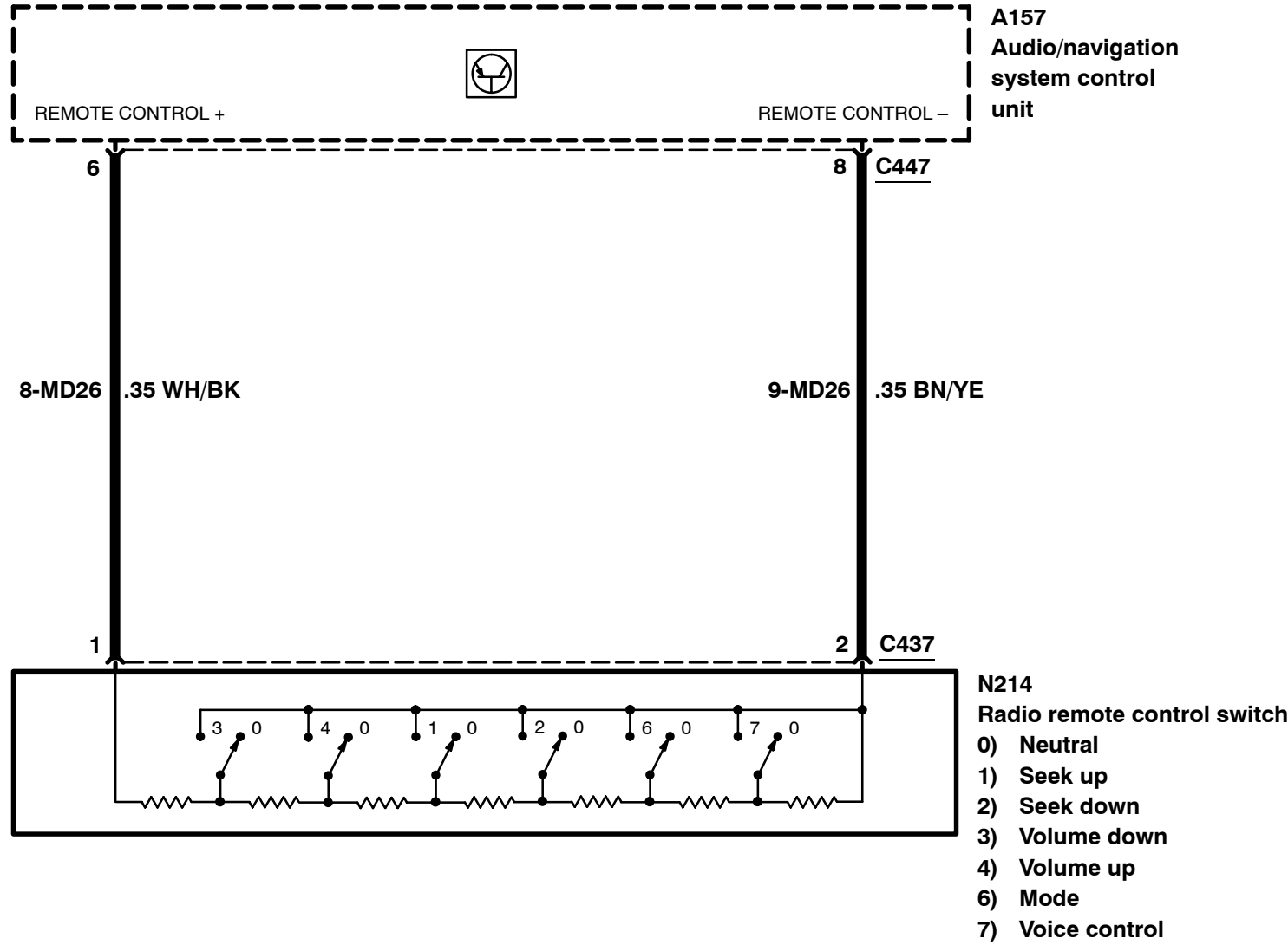


Audio Unit – with Travel Pilot EX



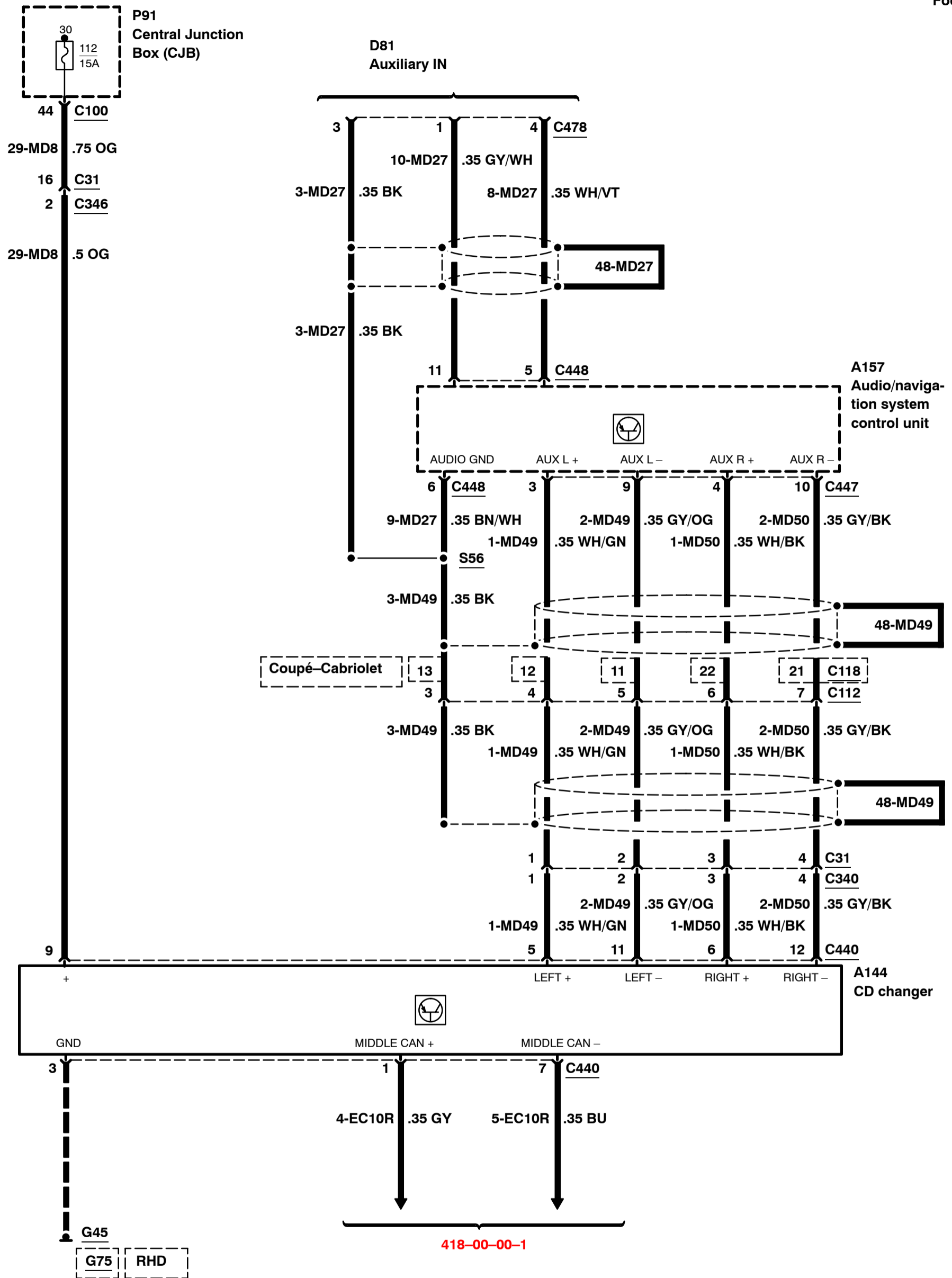
2008
415-01-00-5
2008.75
Focus

Audio Unit – with Travel Pilot EX

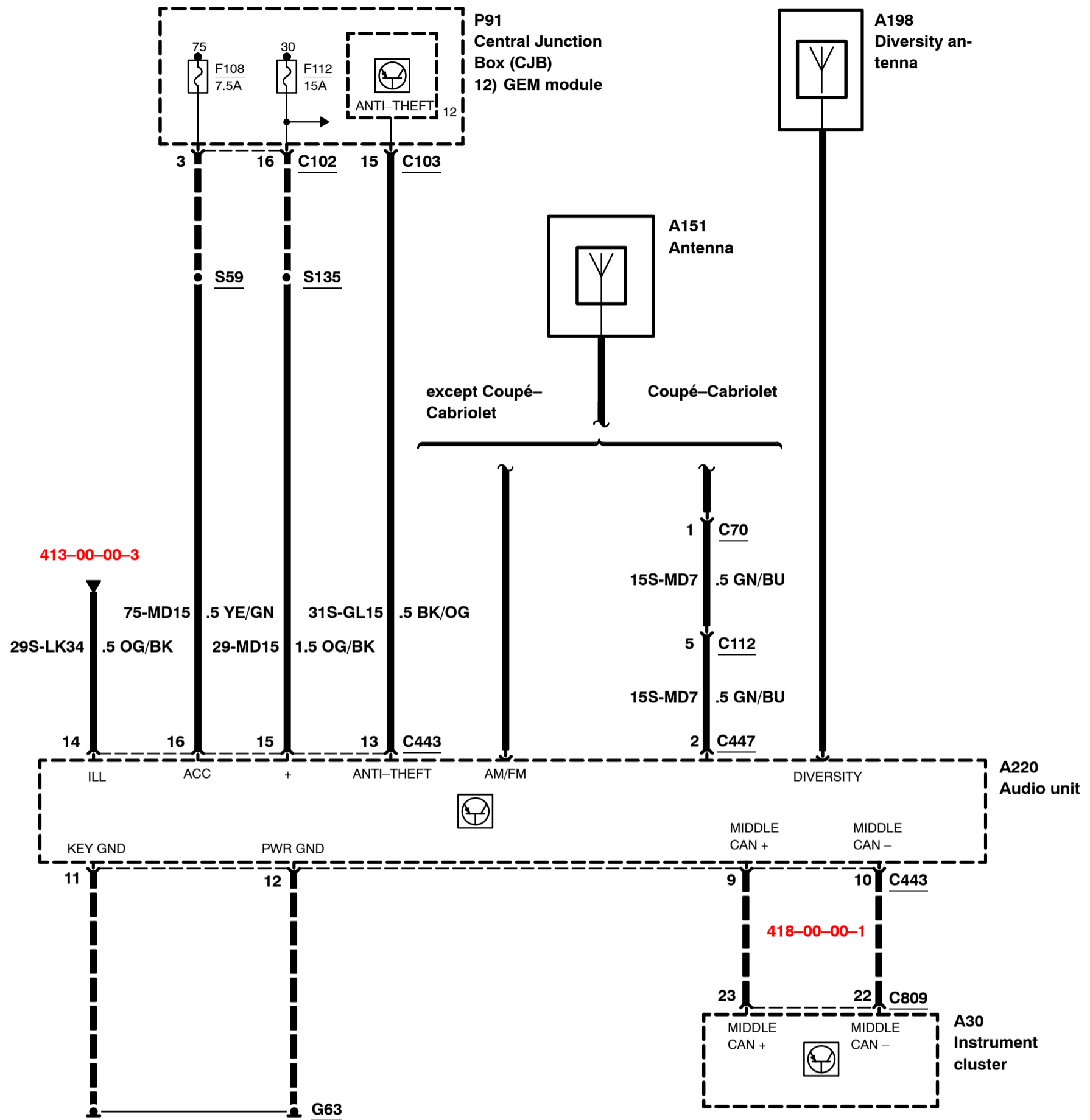


Audio Unit – with Travel Pilot EX

2008
415-01-00-6
2008.75
Focus

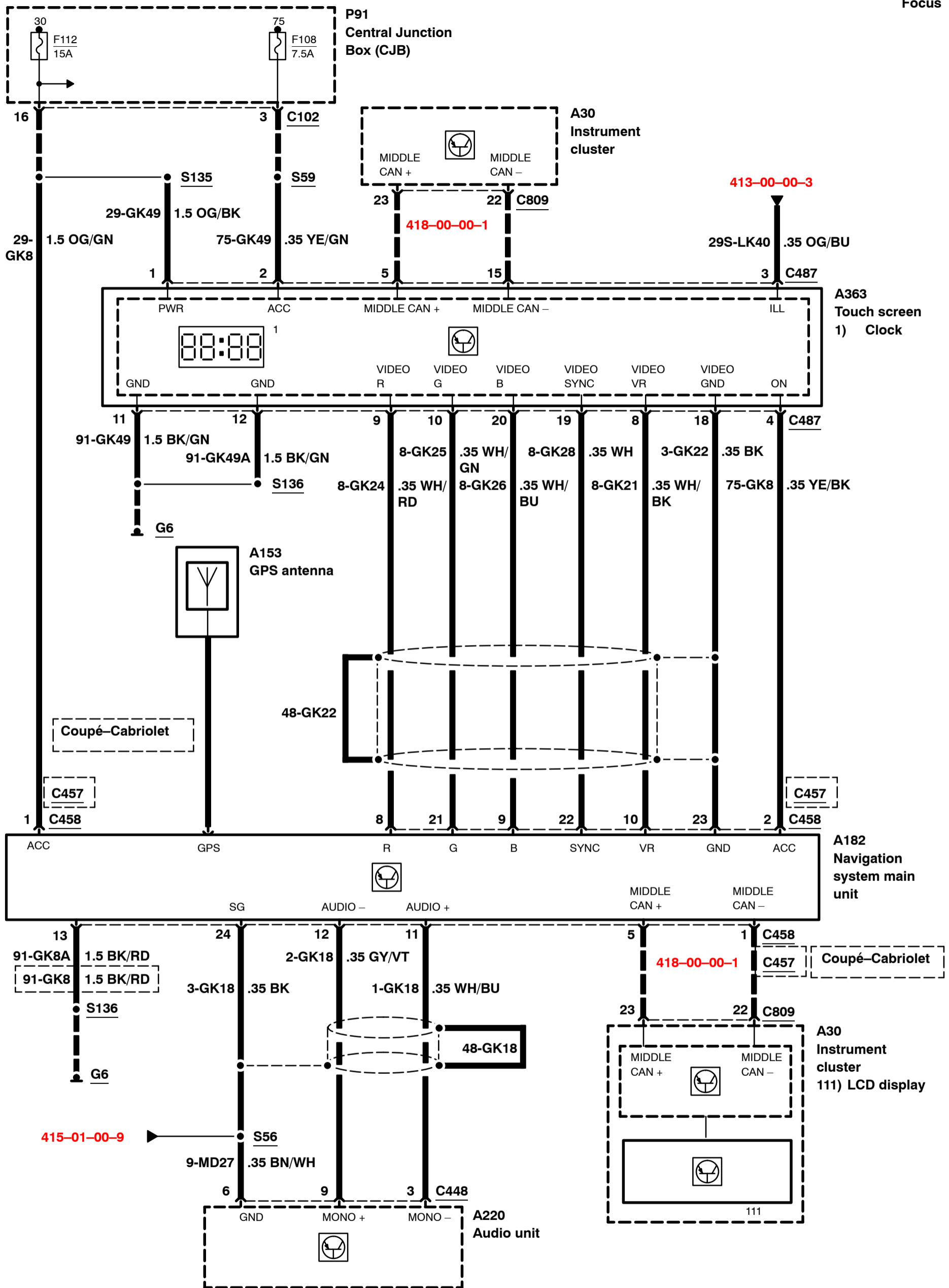


Audio Unit – with DVD navigation system with touch screen



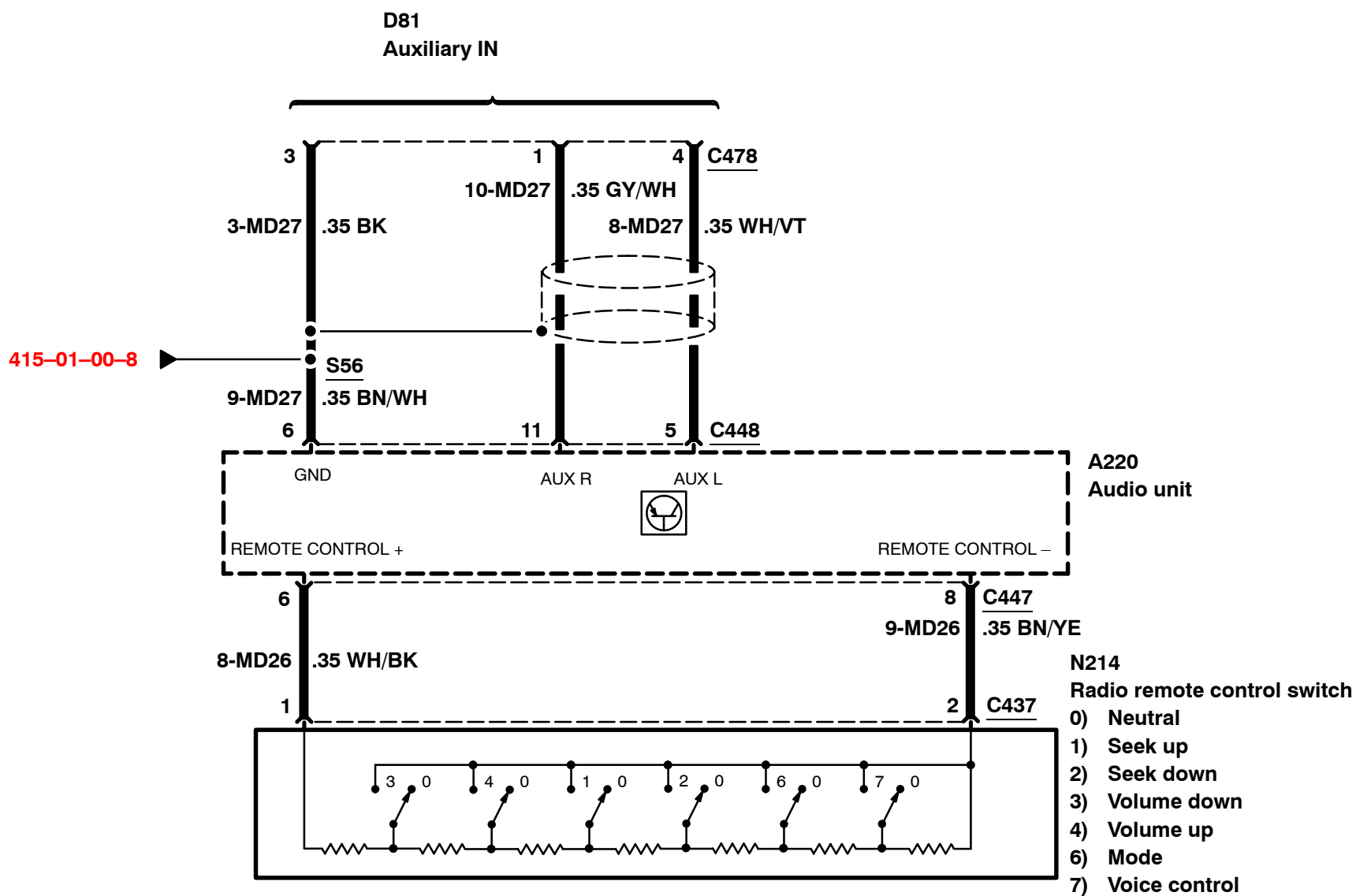
Audio Unit – with DVD navigation system with touch screen

2008
415-01-00-8
2008.75
Focus

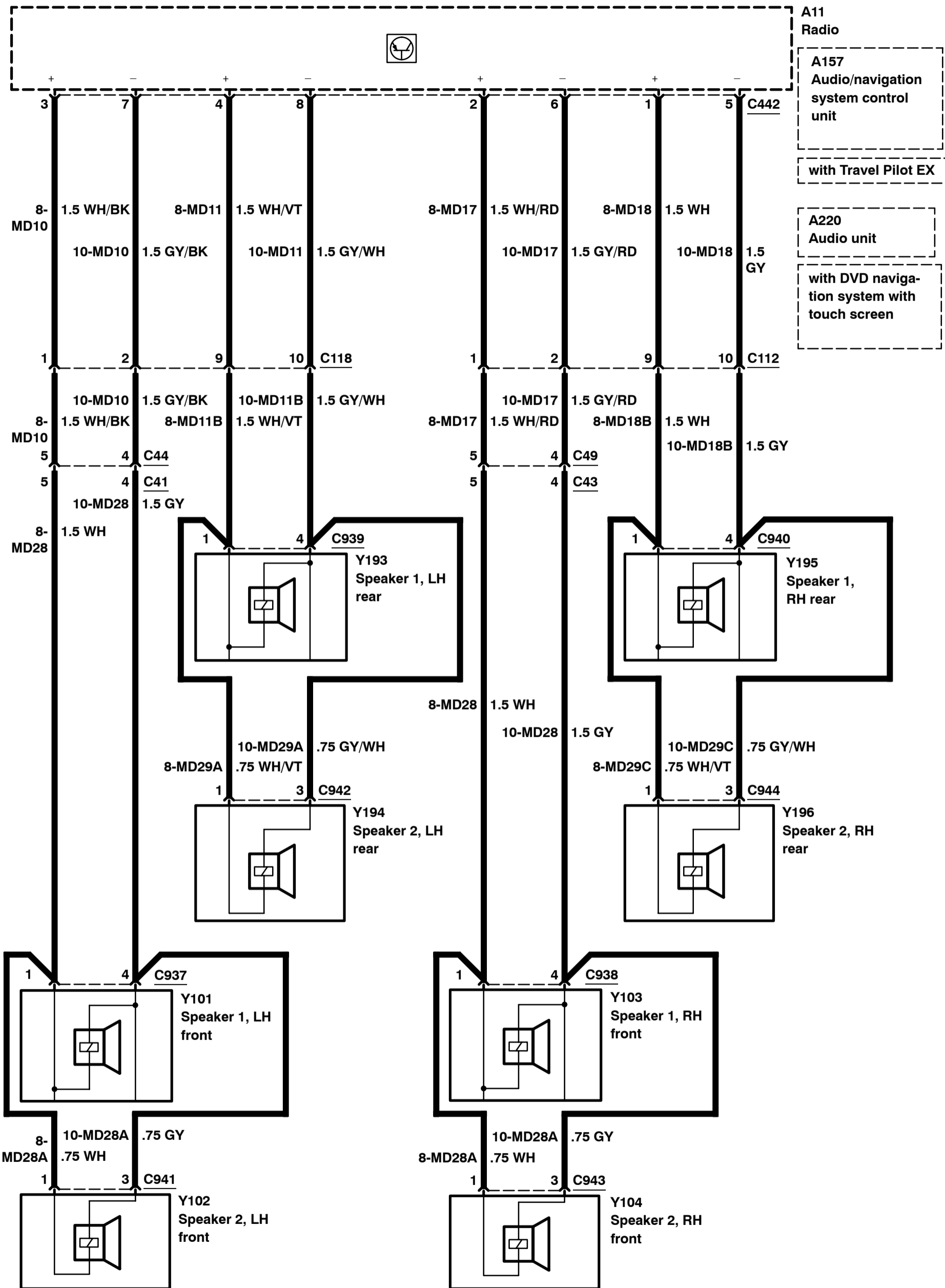


Audio Unit – with DVD navigation system with touch screen

2008
415-01-00-9
2008.75
Focus

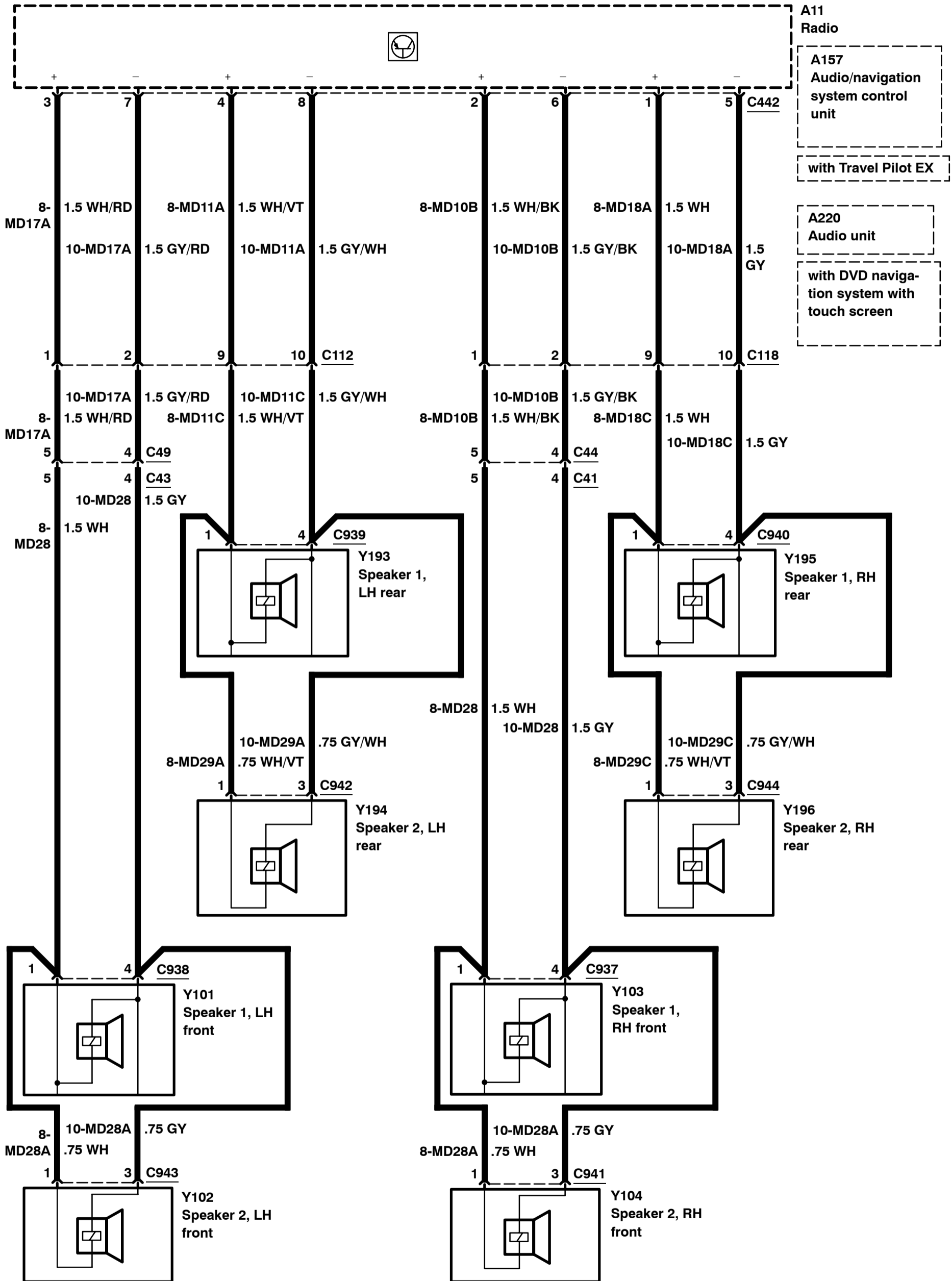


Speakers – LHD, 3-door model

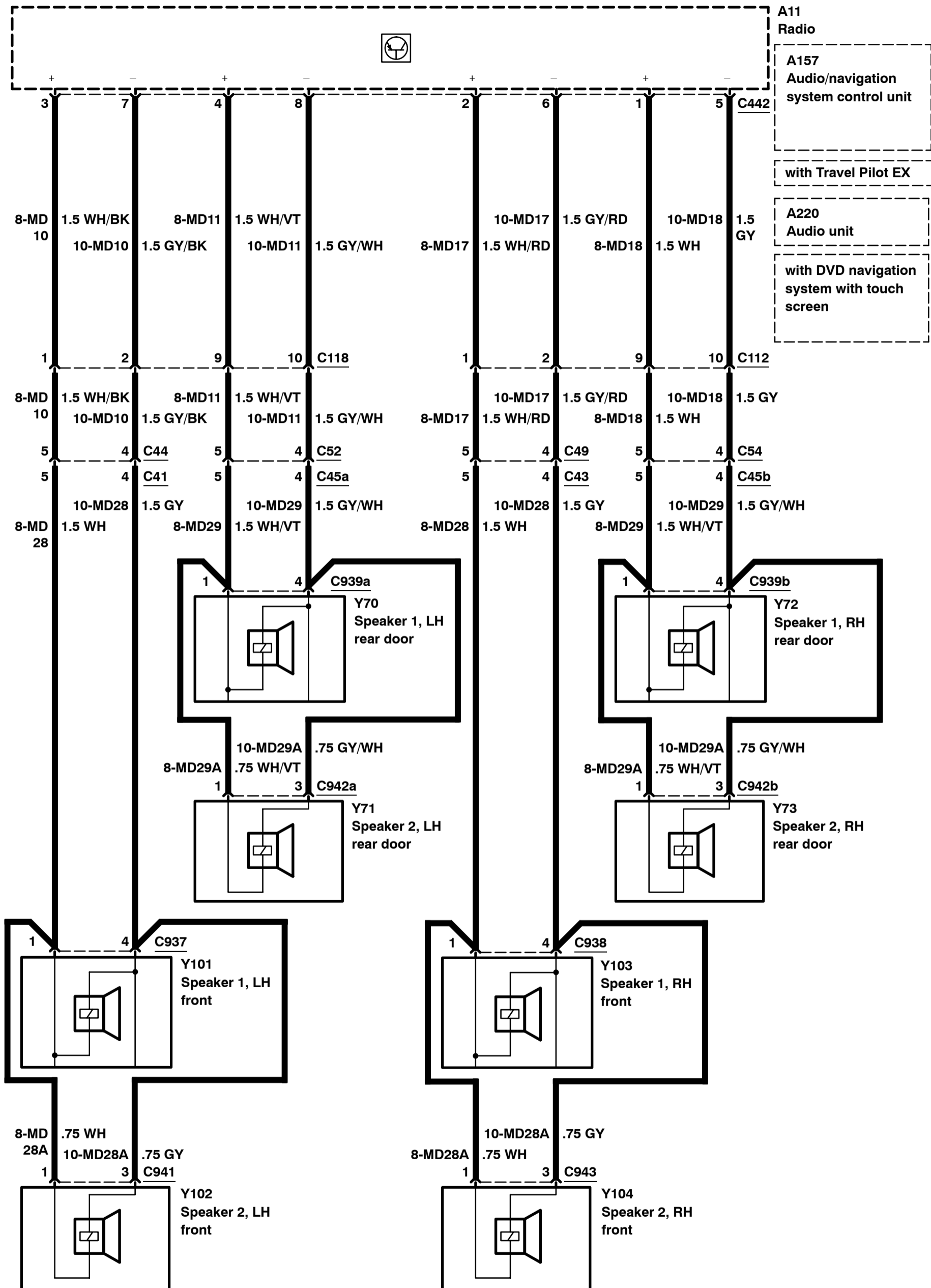


Speakers – RHD, 3-door model

2008
415-03-00-2
2008.75
Focus

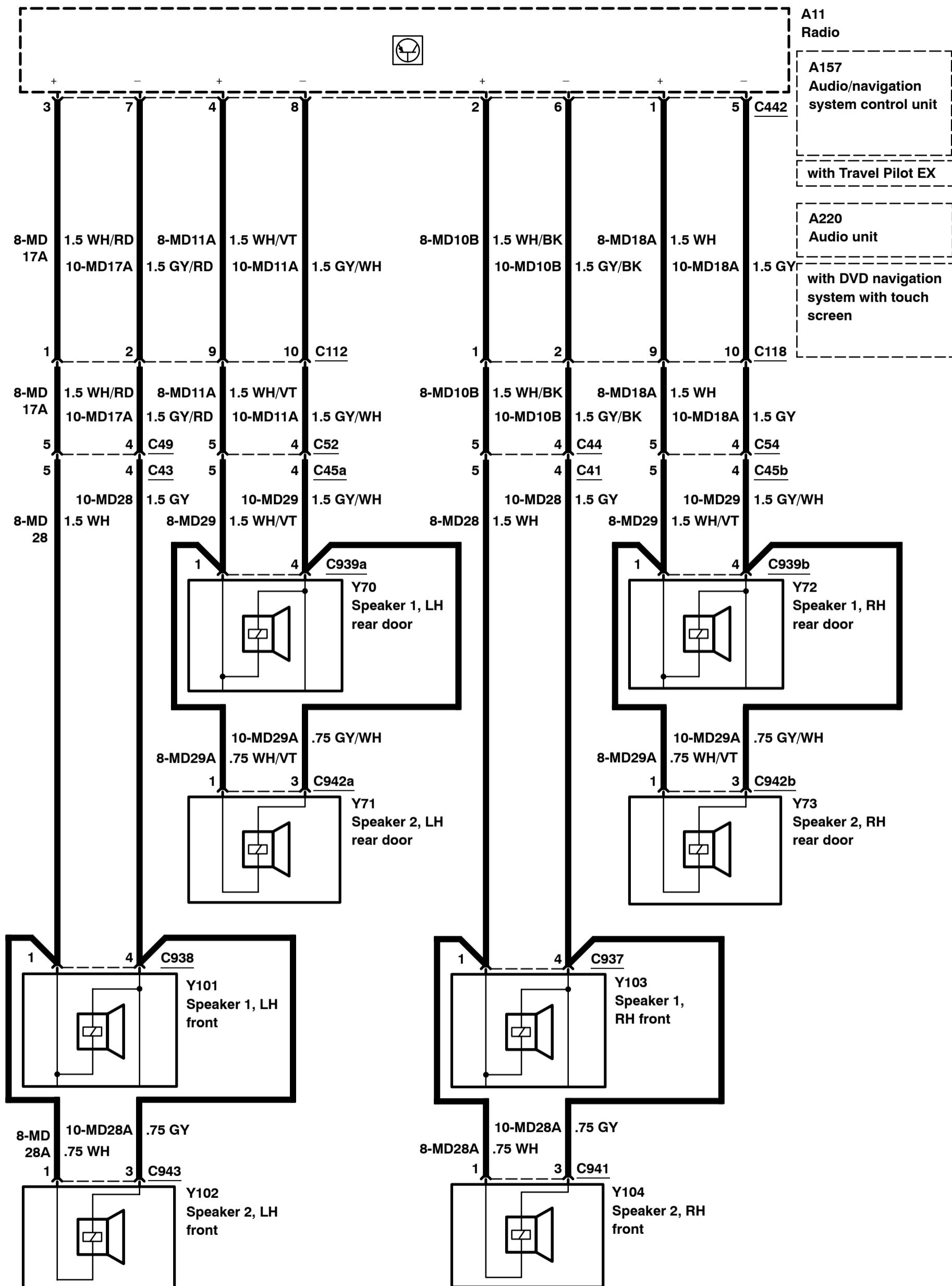


Speakers – LHD, 4-door model/5-door model, wagon



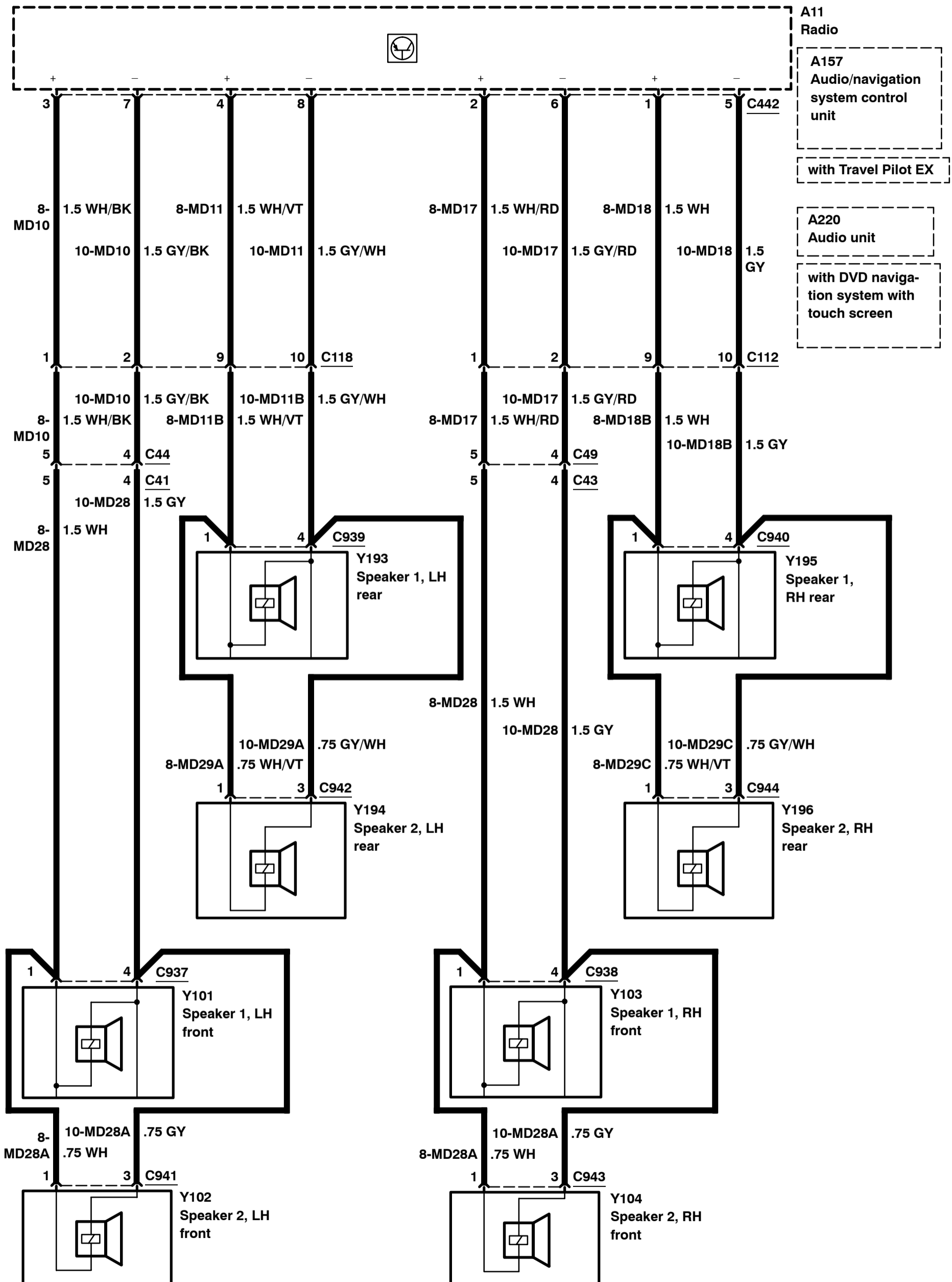
Speakers – RHD, 4-door model/5-door model, wagon

2008
415-03-00-4
2008.75
Focus



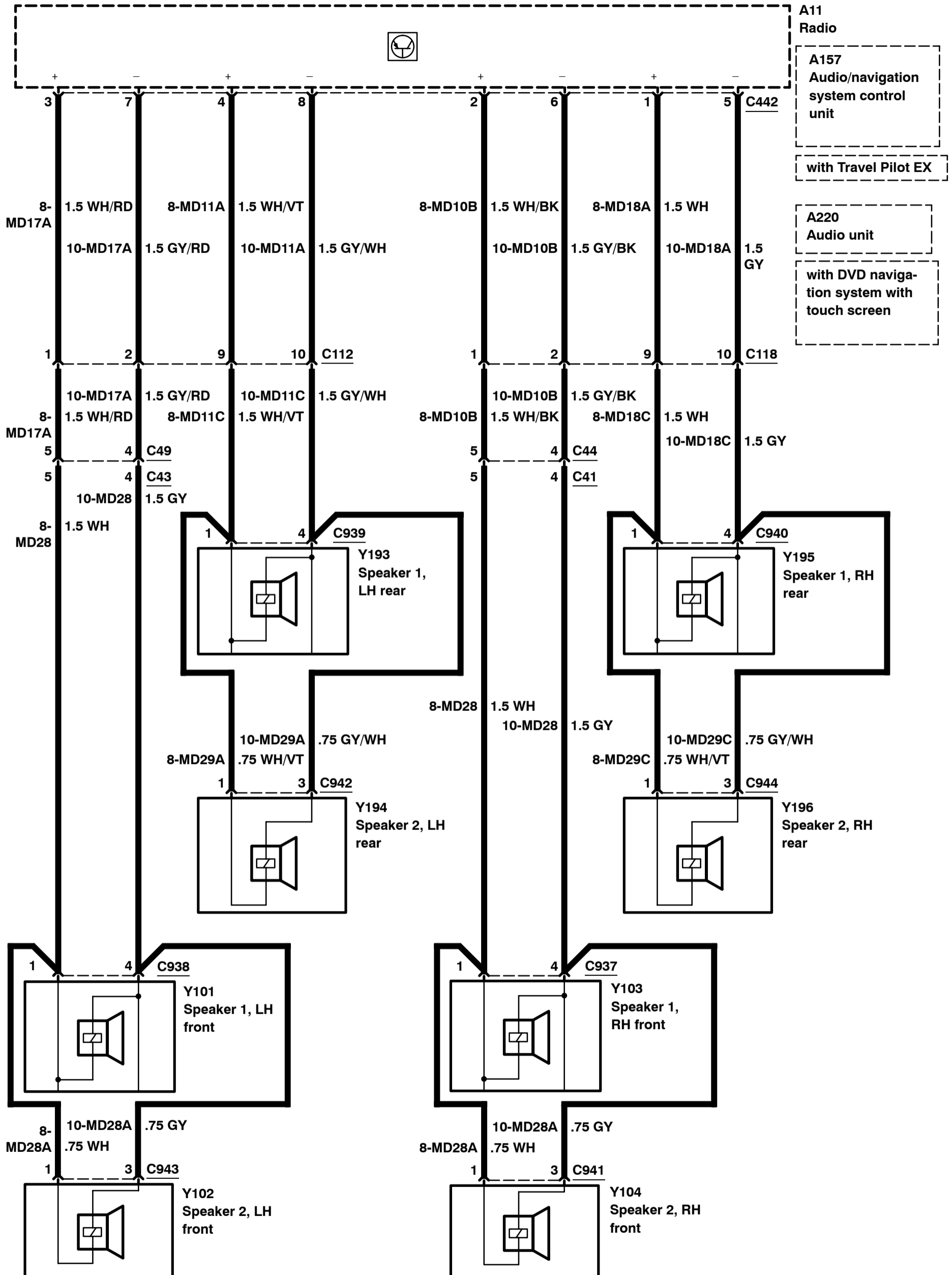
Speakers – LHD, Coupé–Cabriolet

2008
415-03-00-5
2008.75
Focus



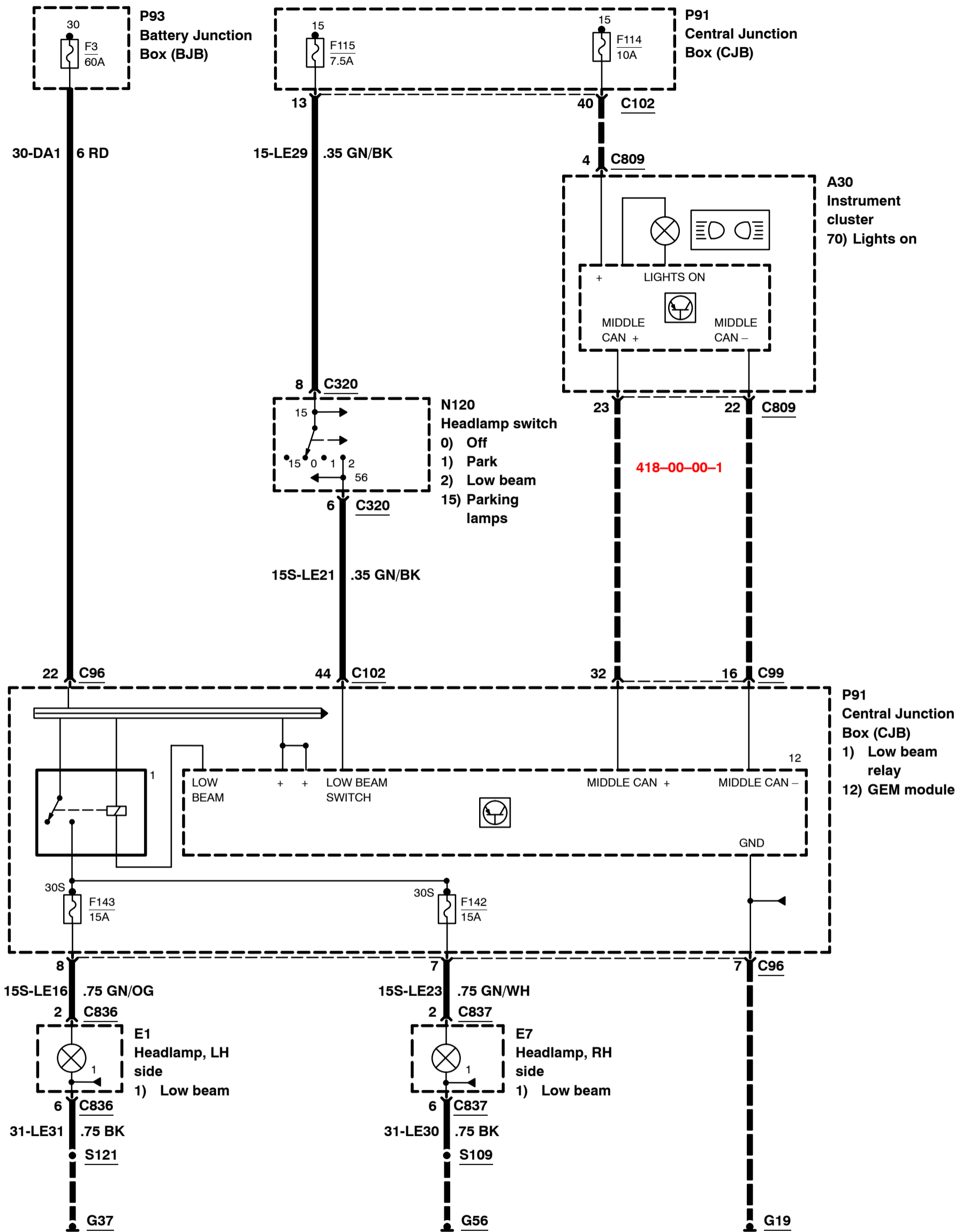
Speakers – RHD, Coupé–Cabriolet

2008
415-03-00-6
2008.75
Focus



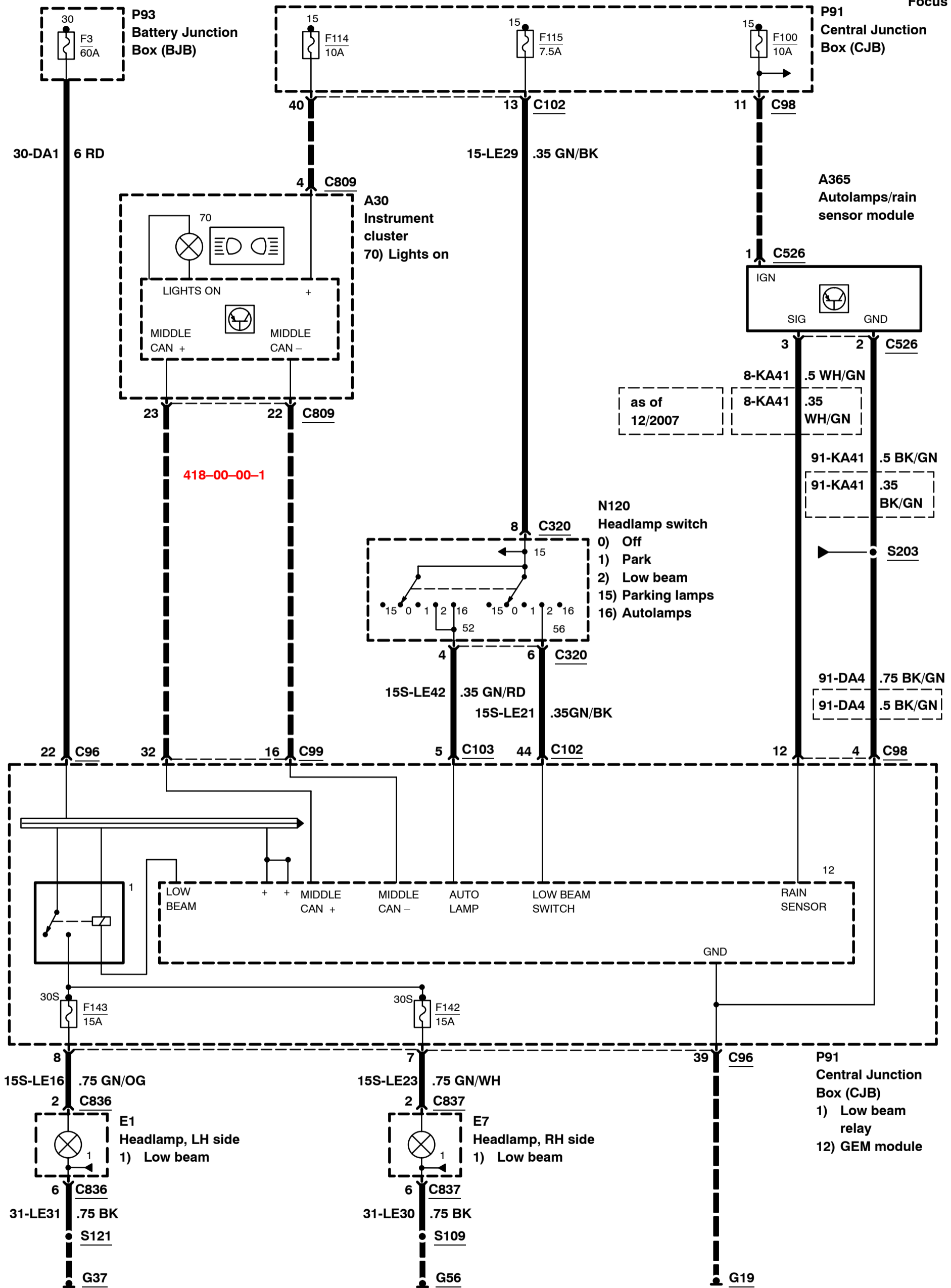
Exterior Lighting – Headlamps, Low beam, without high intensity discharge headlamps, without autolamps

2008
417-01-00-1
2008.75
Focus

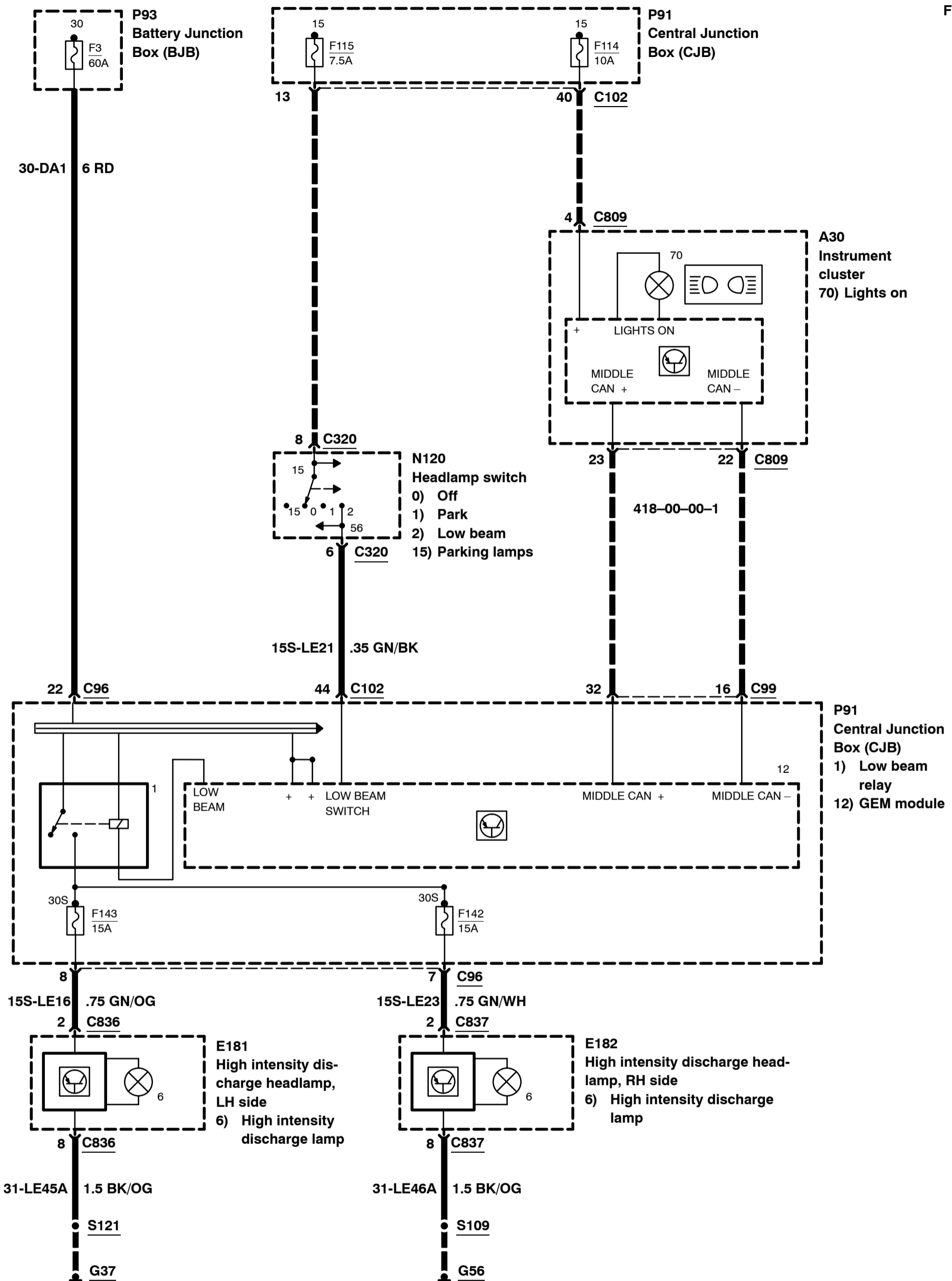


Exterior Lighting – Headlamps, Low beam, without high intensity discharge headlamps, with autolamps

2008
417-01-00-2
2008.75
Focus

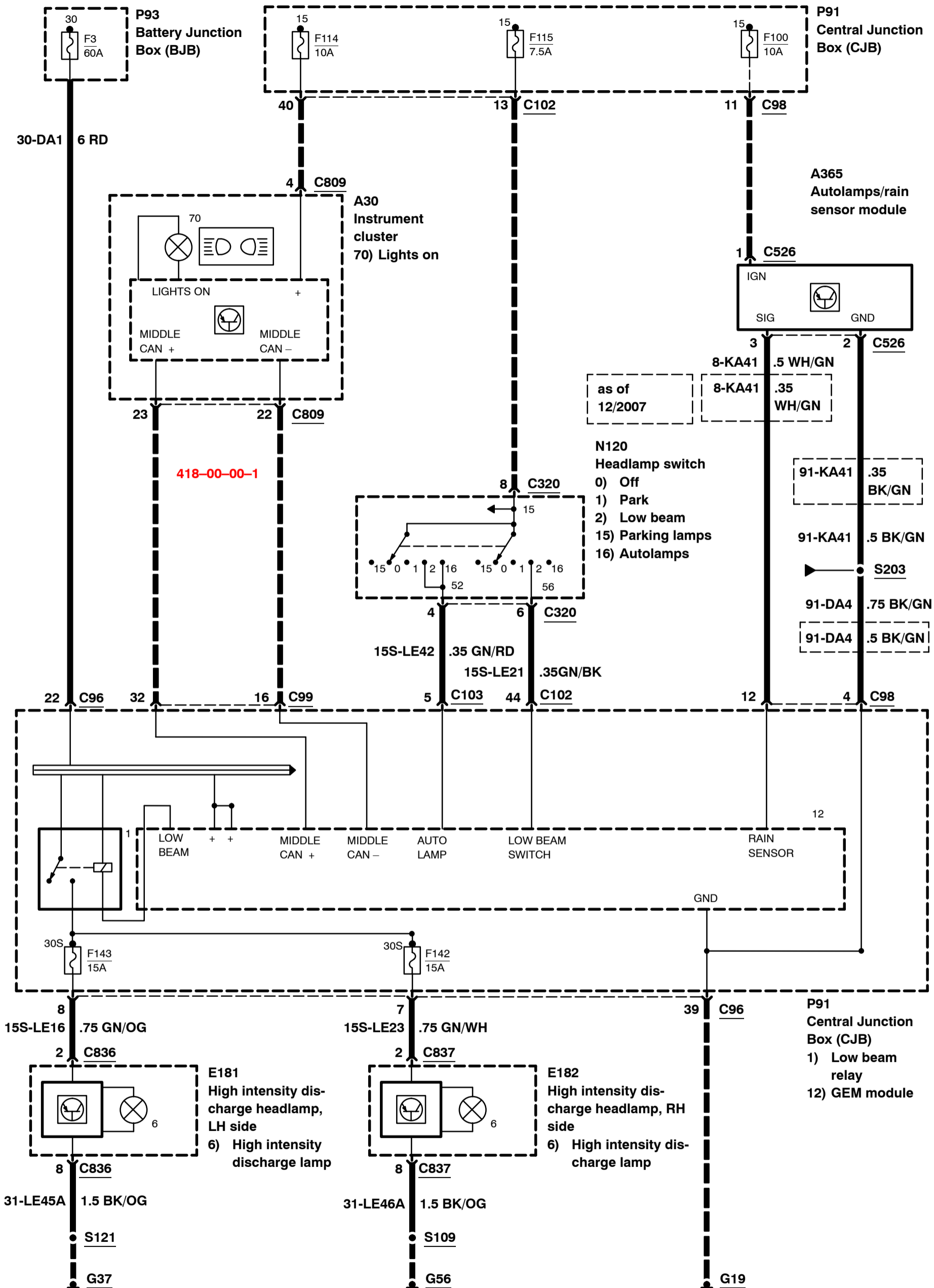


Exterior Lighting – Headlamps, Low beam, with high intensity discharge headlamps, without autolamps

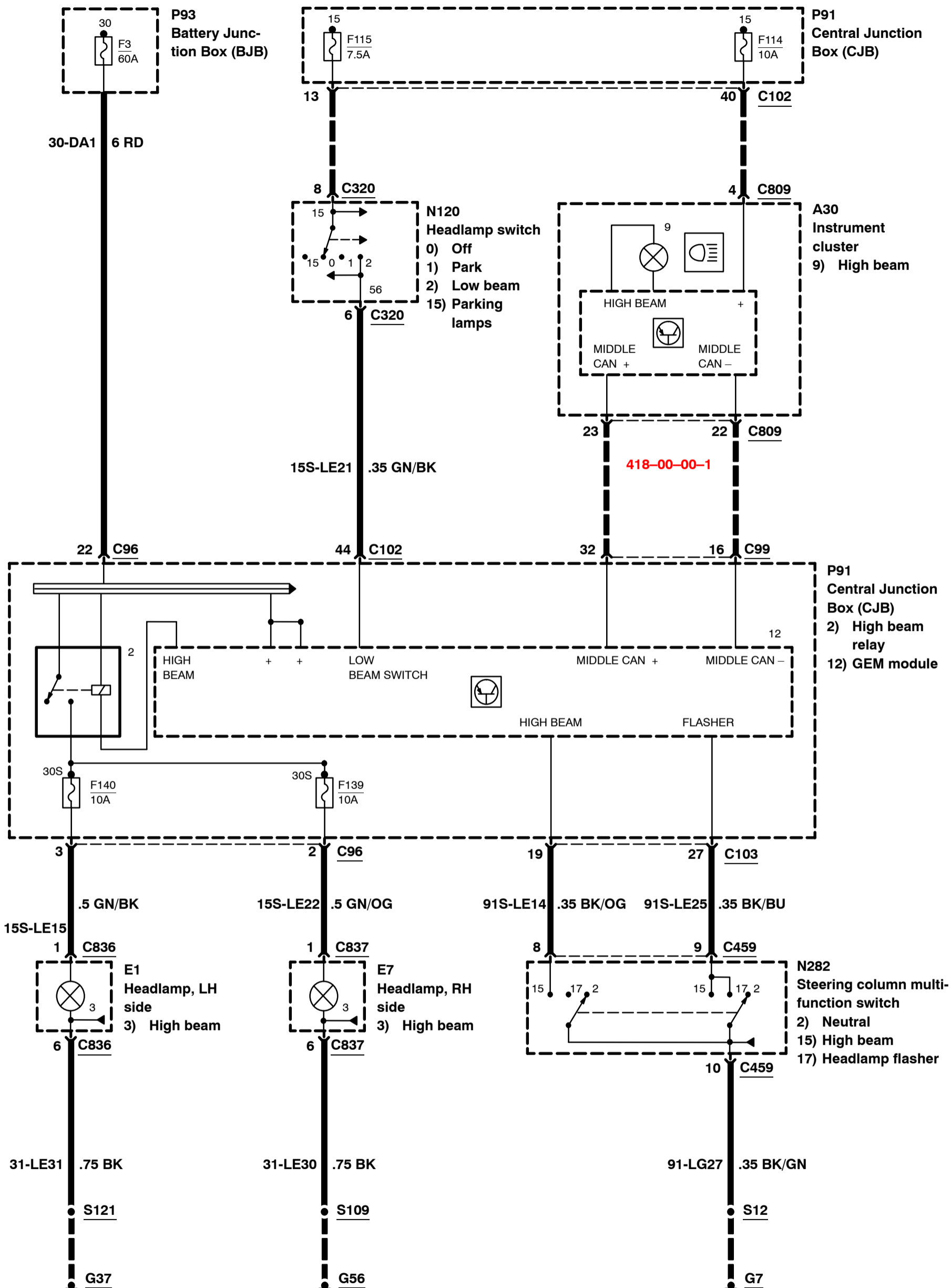


Exterior Lighting – Headlamps, Low beam, with high intensity discharge headlamps, with autolamps

2008
417-01-00-4
2008.75
Focus

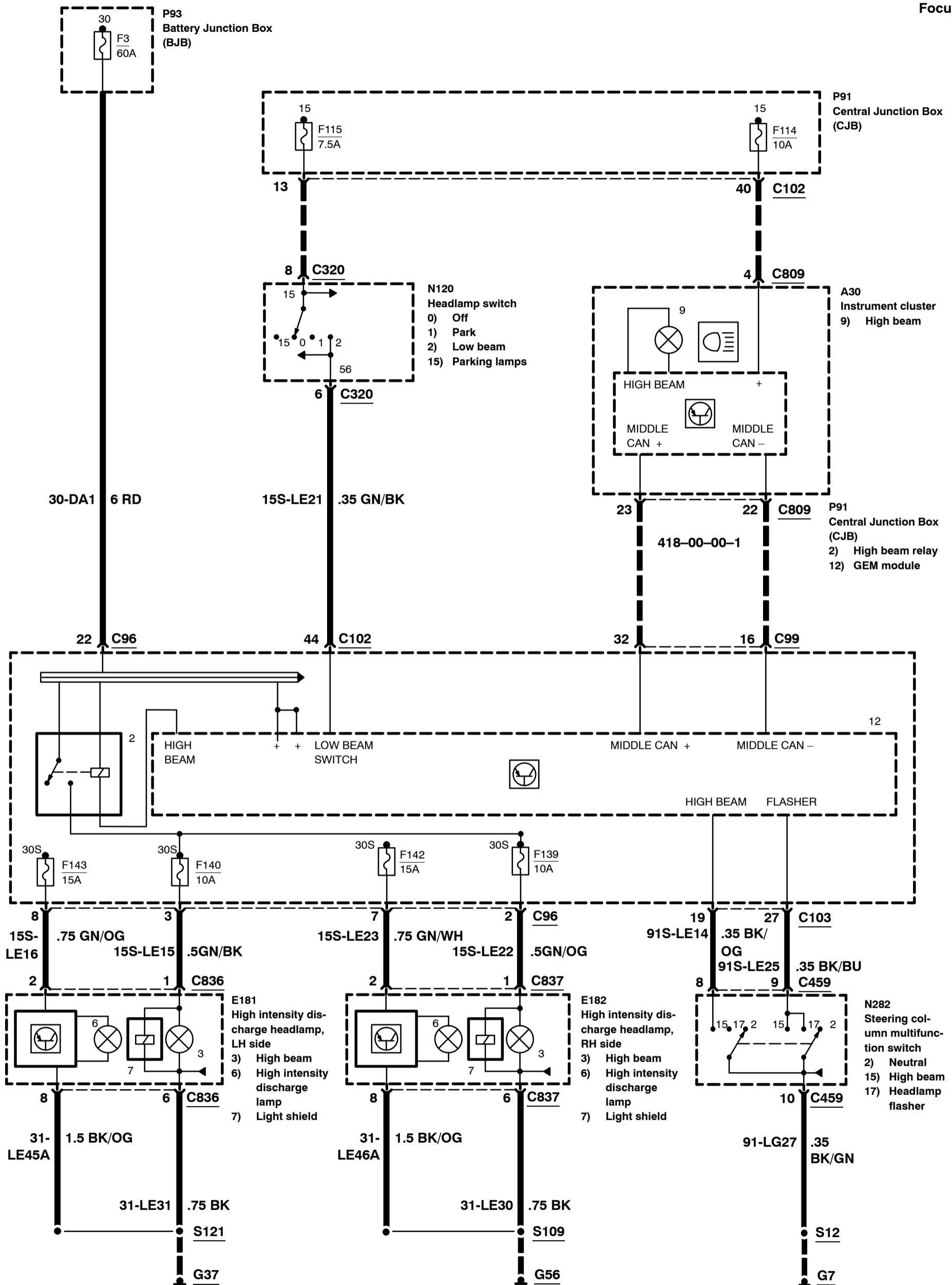


Exterior Lighting – Headlamps, High beam, without high intensity discharge headlamps

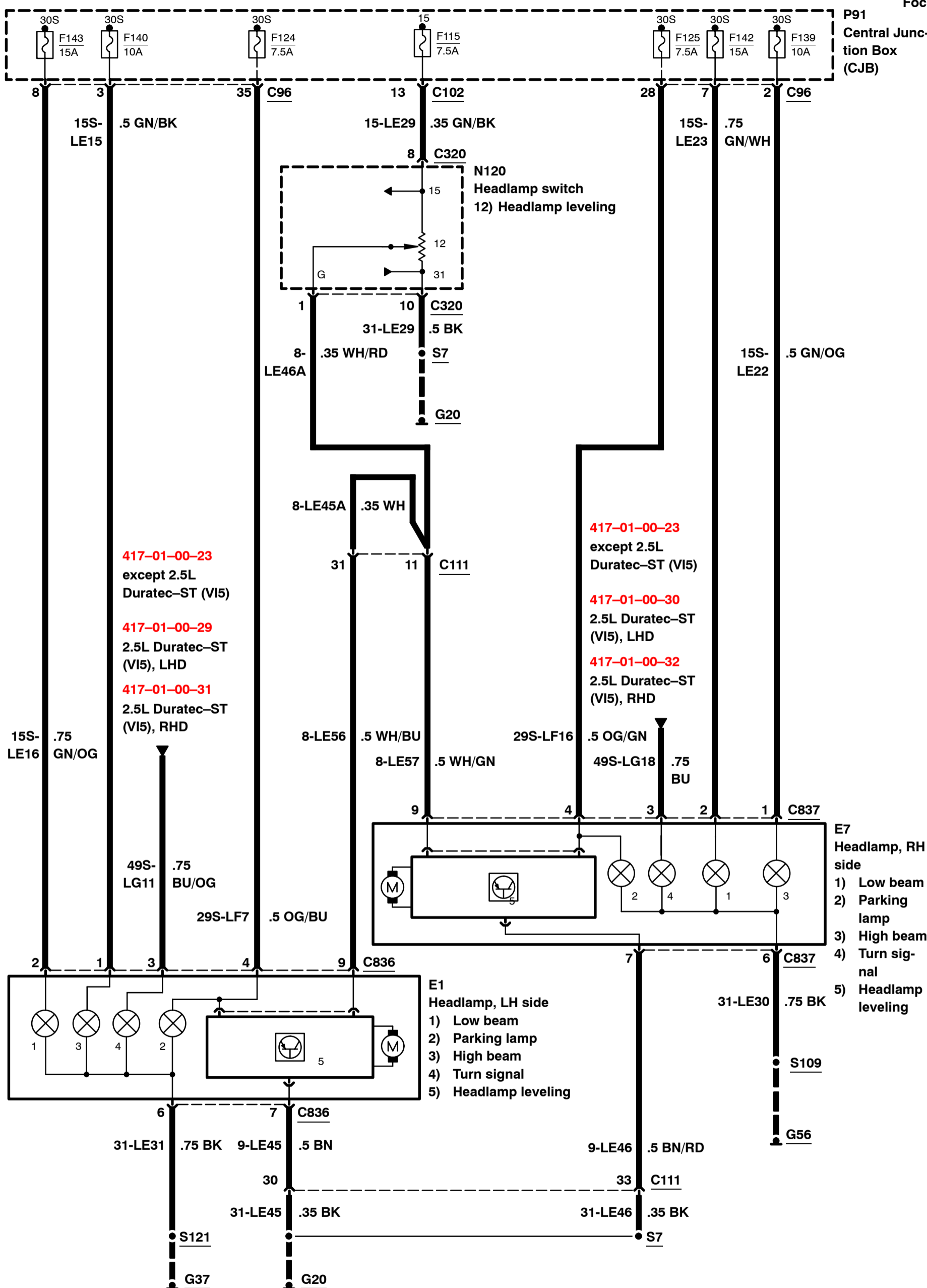


Exterior Lighting – Headlamps, High beam, with high intensity discharge headlamps

2008
417-01-00-6
2008.75
Focus

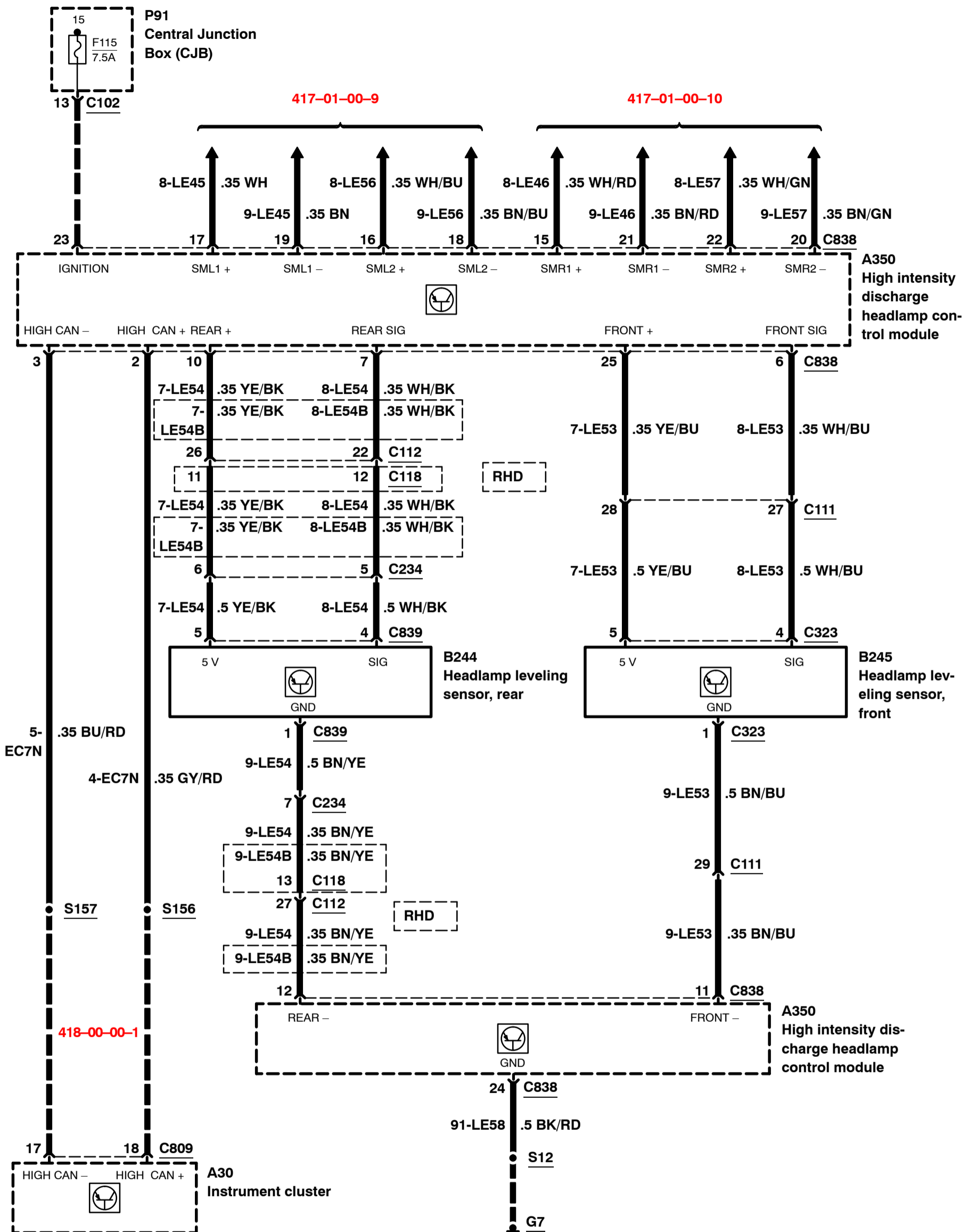


Exterior Lighting – Headlamp leveling, without high intensity discharge headlamps, without adaptive front lighting



Exterior Lighting – Headlamp leveling, with high intensity discharge headlamps

2008
417-01-00-8
2008.75
Focus



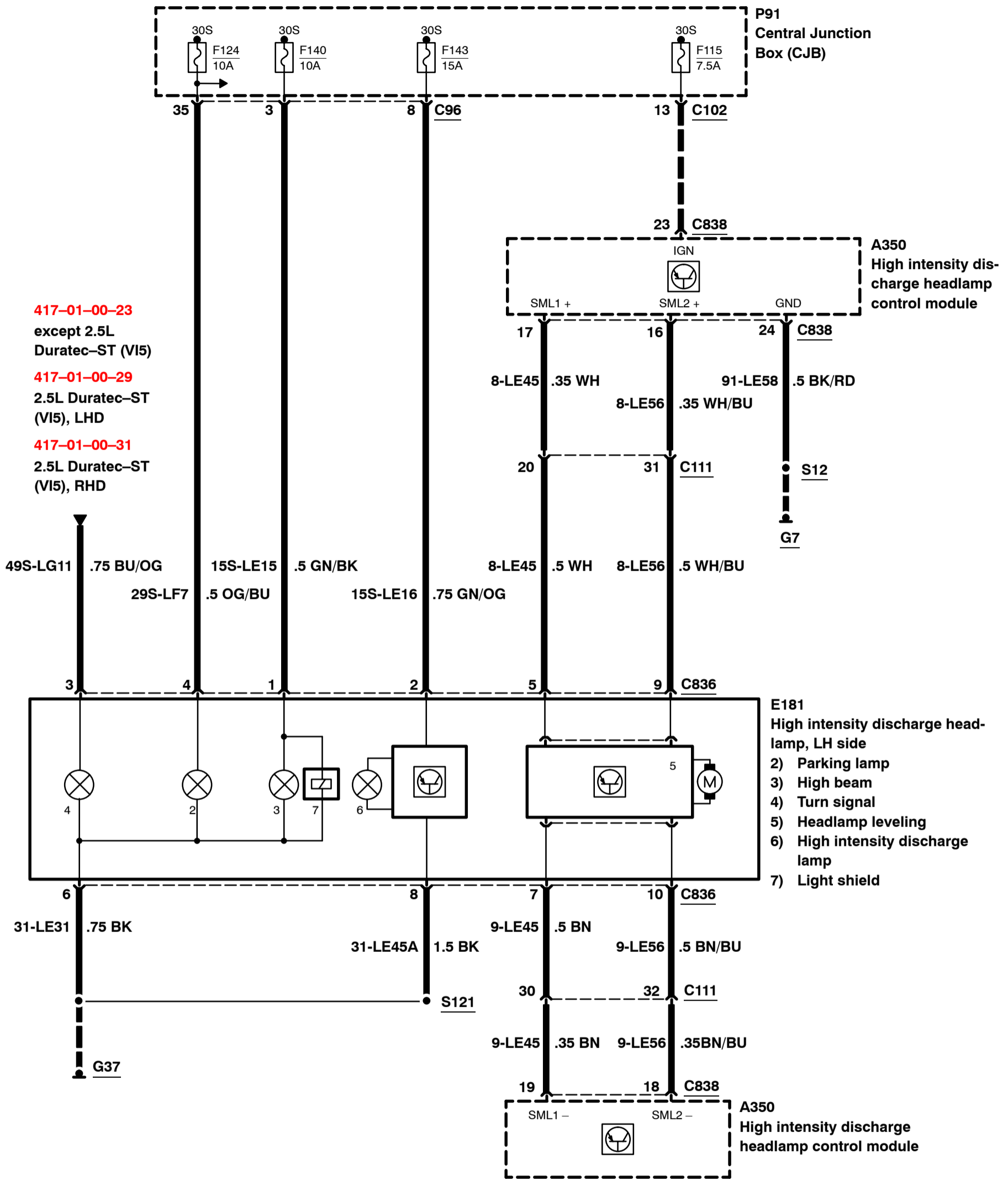
Exterior Lighting – Headlamp leveling, with high intensity discharge headlamps

2008
417-01-00-9
2008.75
Focus

417-01-00-23
except 2.5L
Duratec-ST (VI5)

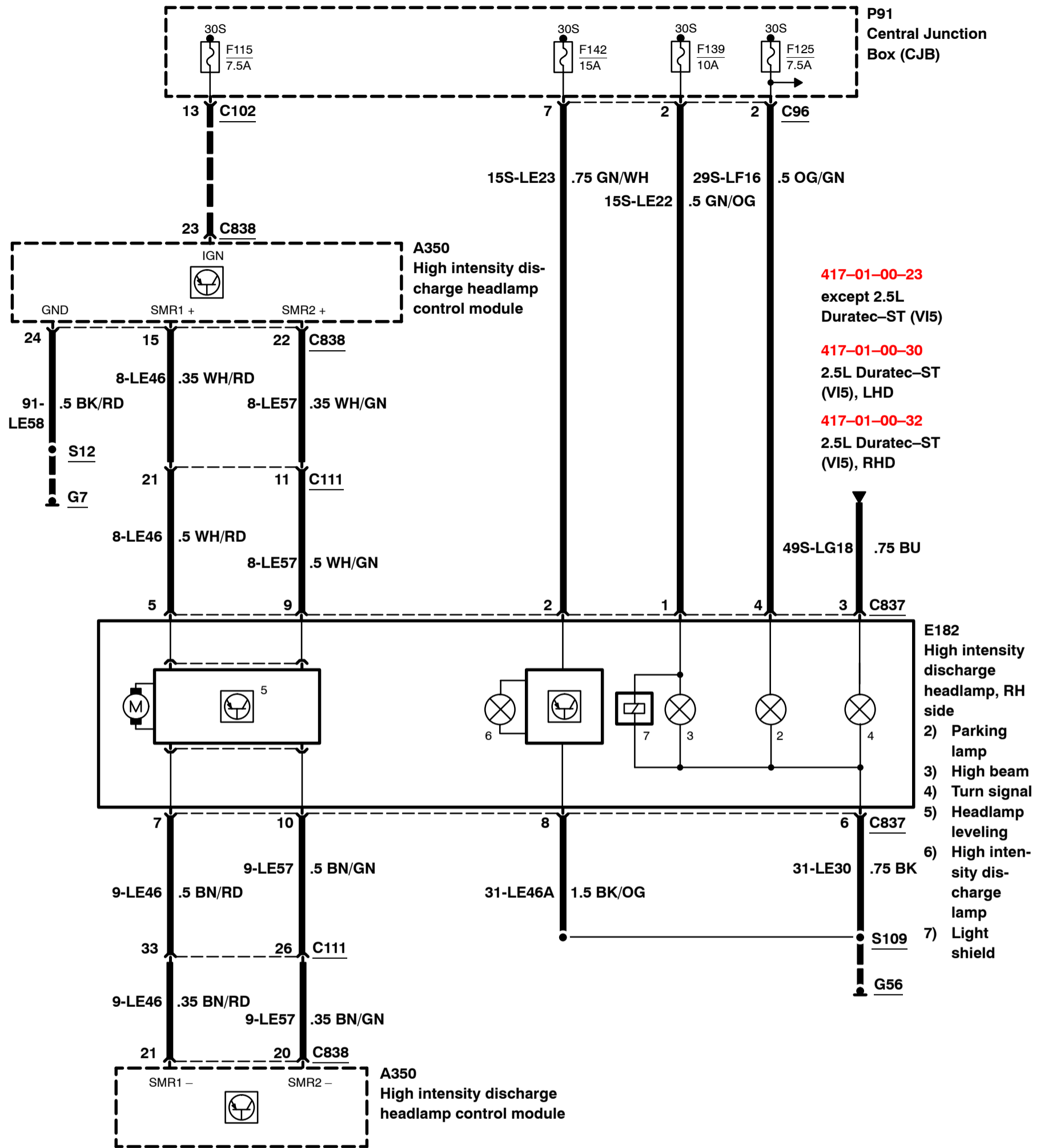
417-01-00-29
2.5L Duratec-ST
(VI5), LHD

417-01-00-31
2.5L Duratec-ST
(VI5), RHD

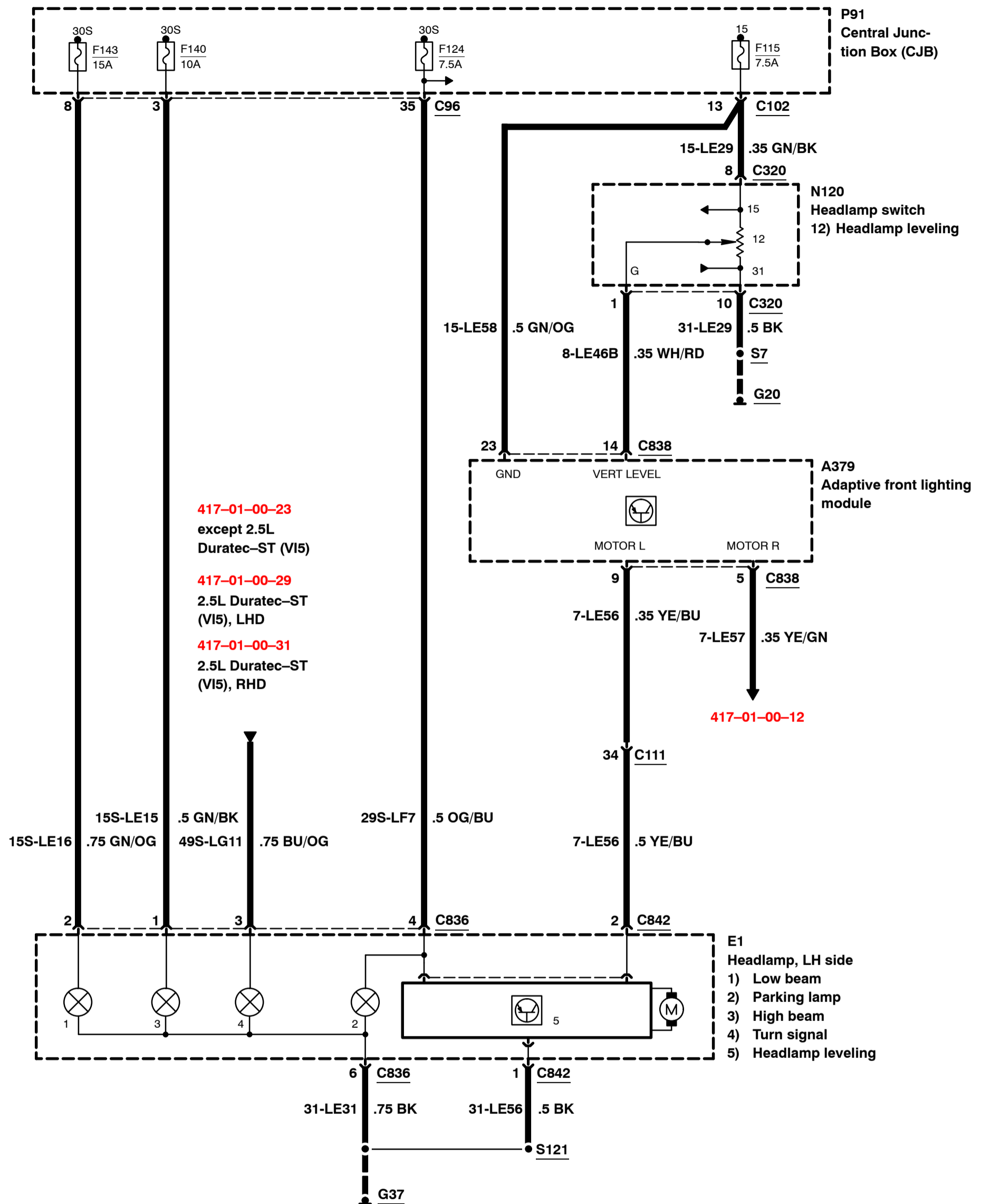


Exterior Lighting – Headlamp leveling, with high intensity discharge headlamps

2008
417-01-00-10
2008.75
Focus

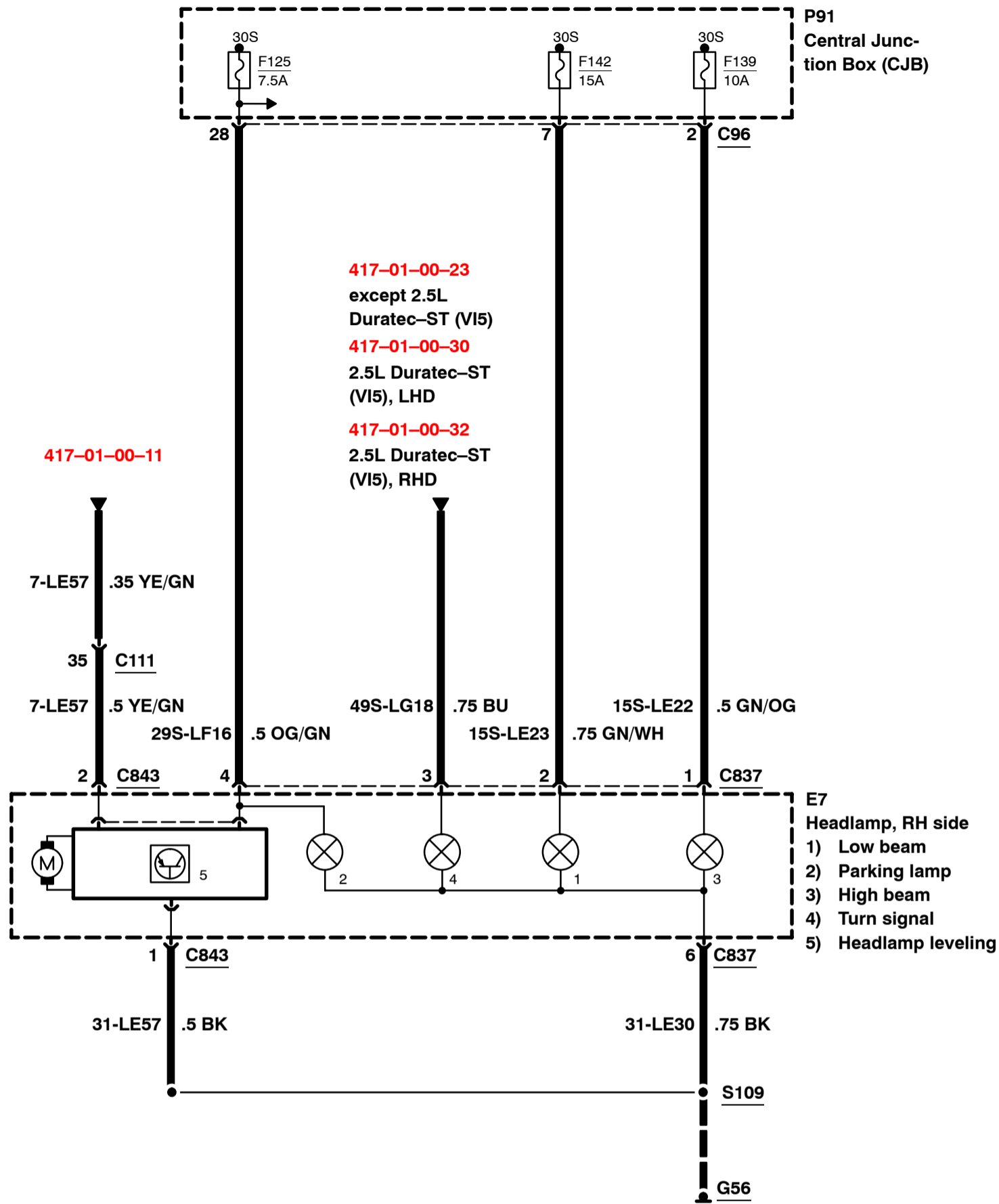


Exterior Lighting – Headlamp leveling, with adaptive front lighting



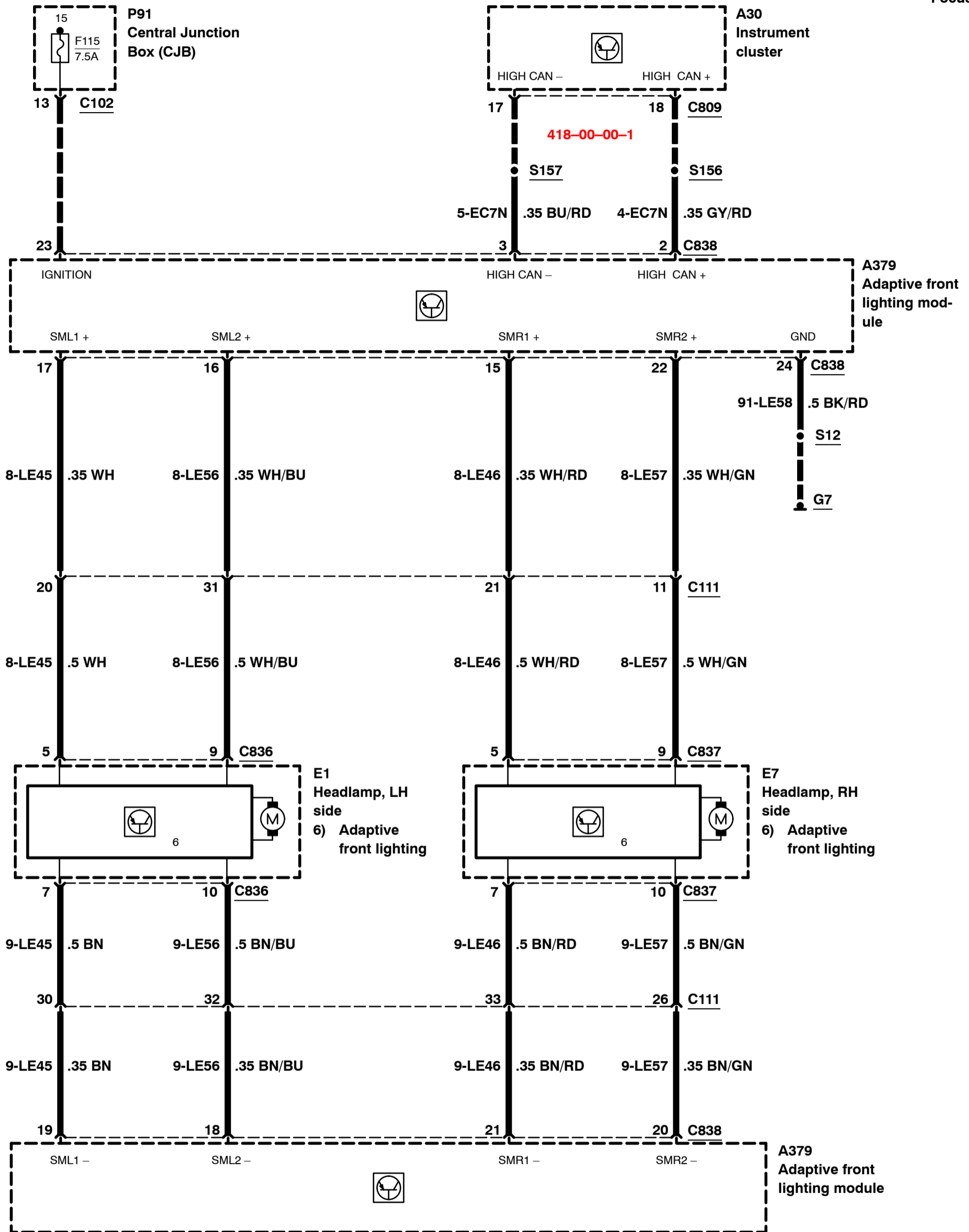
Exterior Lighting – Headlamp leveling, with adaptive front lighting

2008
417-01-00-12
2008.75
Focus



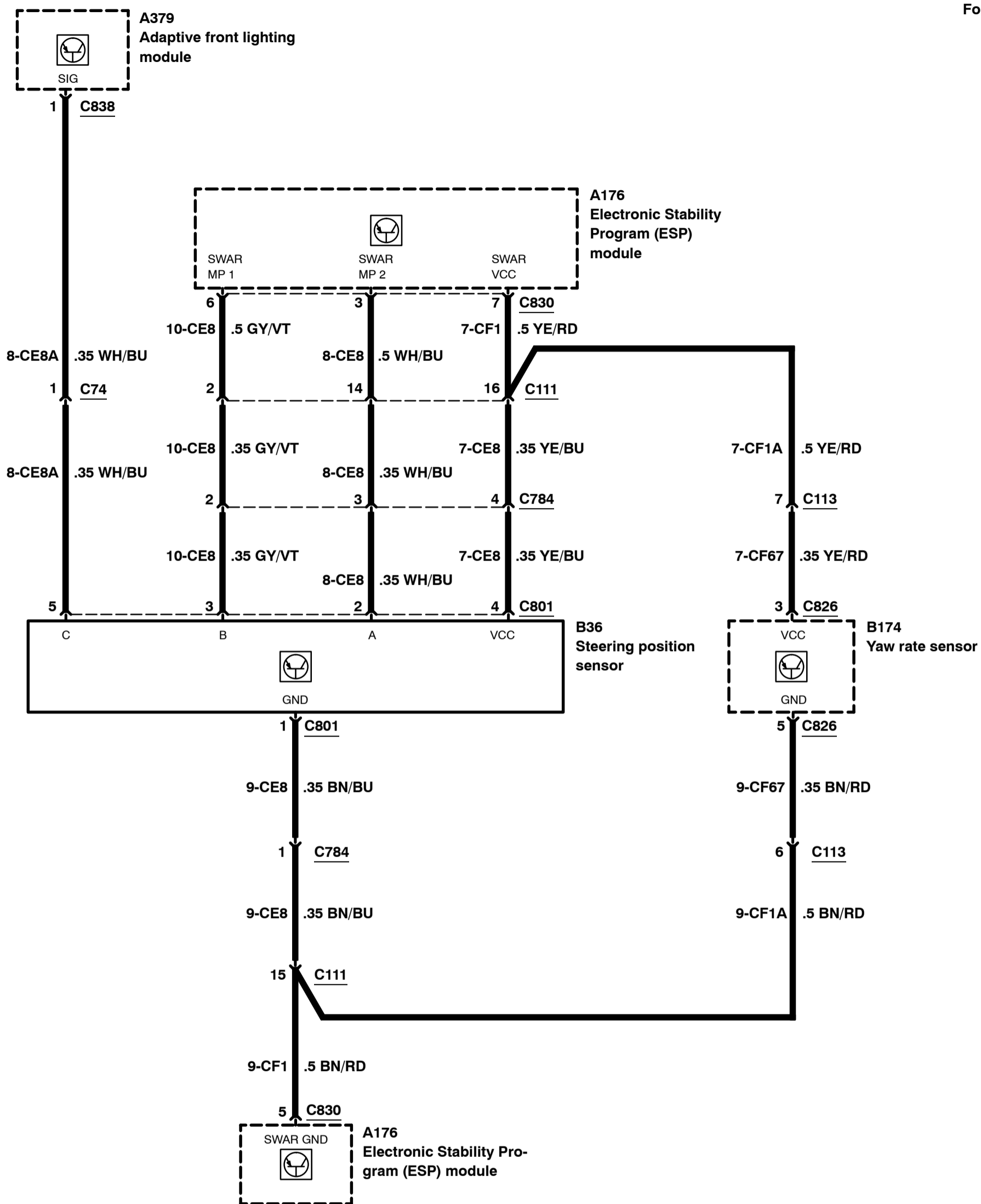
Exterior Lighting – Headlamp leveling, with adaptive front lighting

2008
417-01-00-13
2008.75
Focus



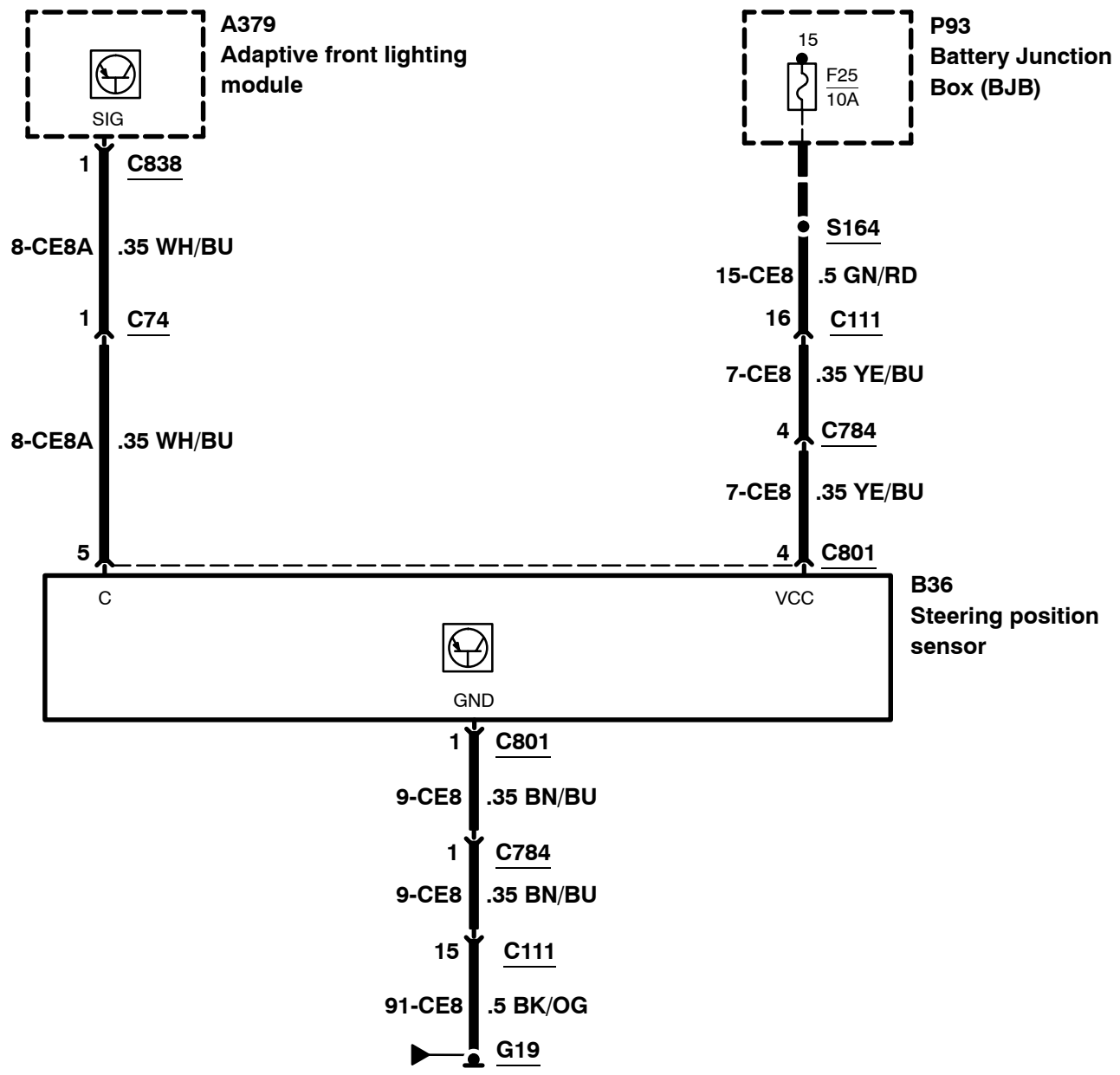
Exterior Lighting – Headlamp leveling, with adaptive front lighting, with Electronic Stability Program (ESP)

2008
417-01-00-14
2008.75
Focus



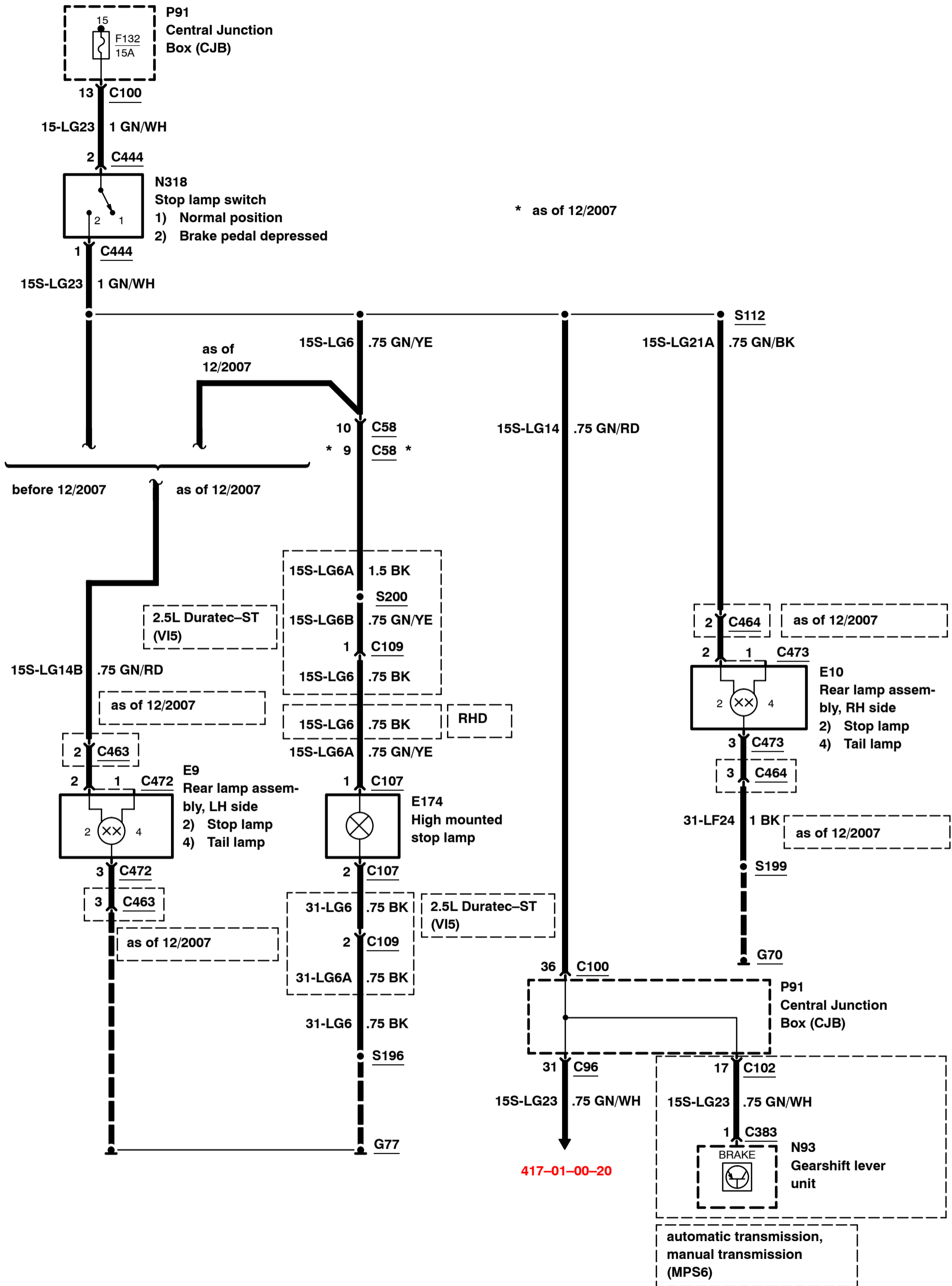
2008
417-01-00-15
2008.75
Focus

Exterior Lighting – Headlamp leveling, with adaptive front lighting, without Electronic Stability Program (ESP)



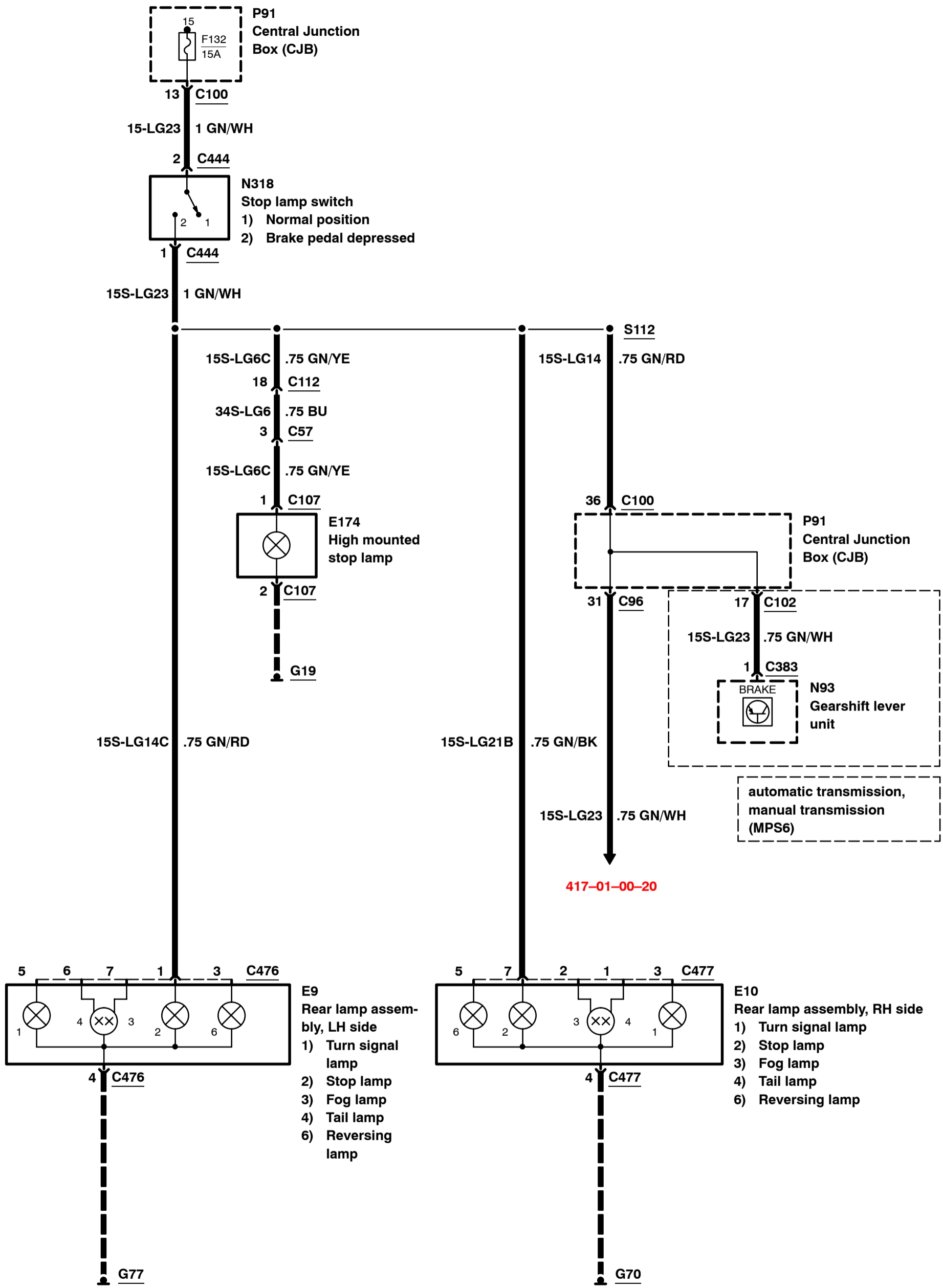
Exterior Lighting – Stop Lamps, 3-door model/5-door model

2008
417-01-00-16
2008.75
Focus



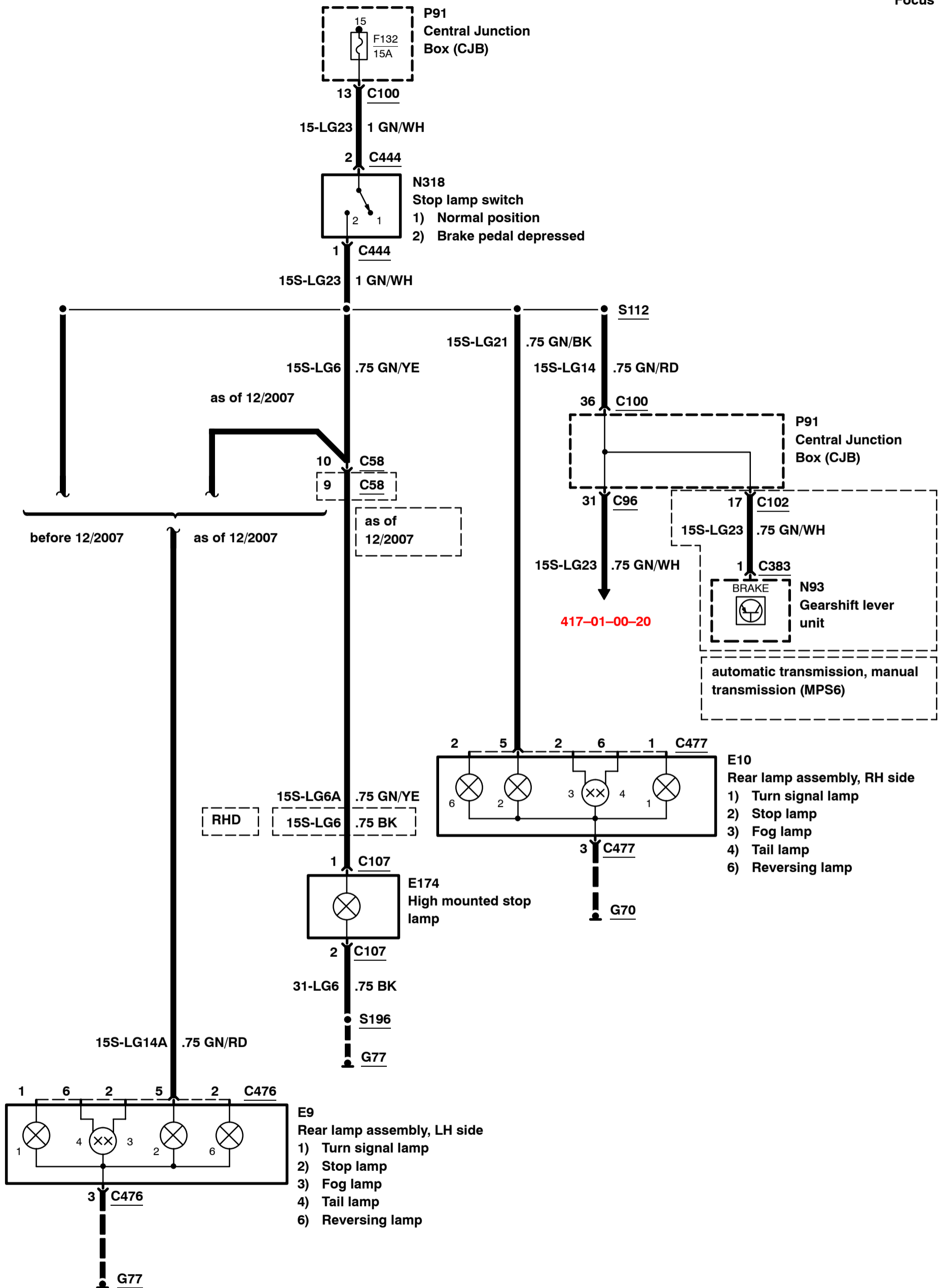
Exterior Lighting – Stop Lamps, 4-door model

2008
417-01-00-17
2008.75
Focus

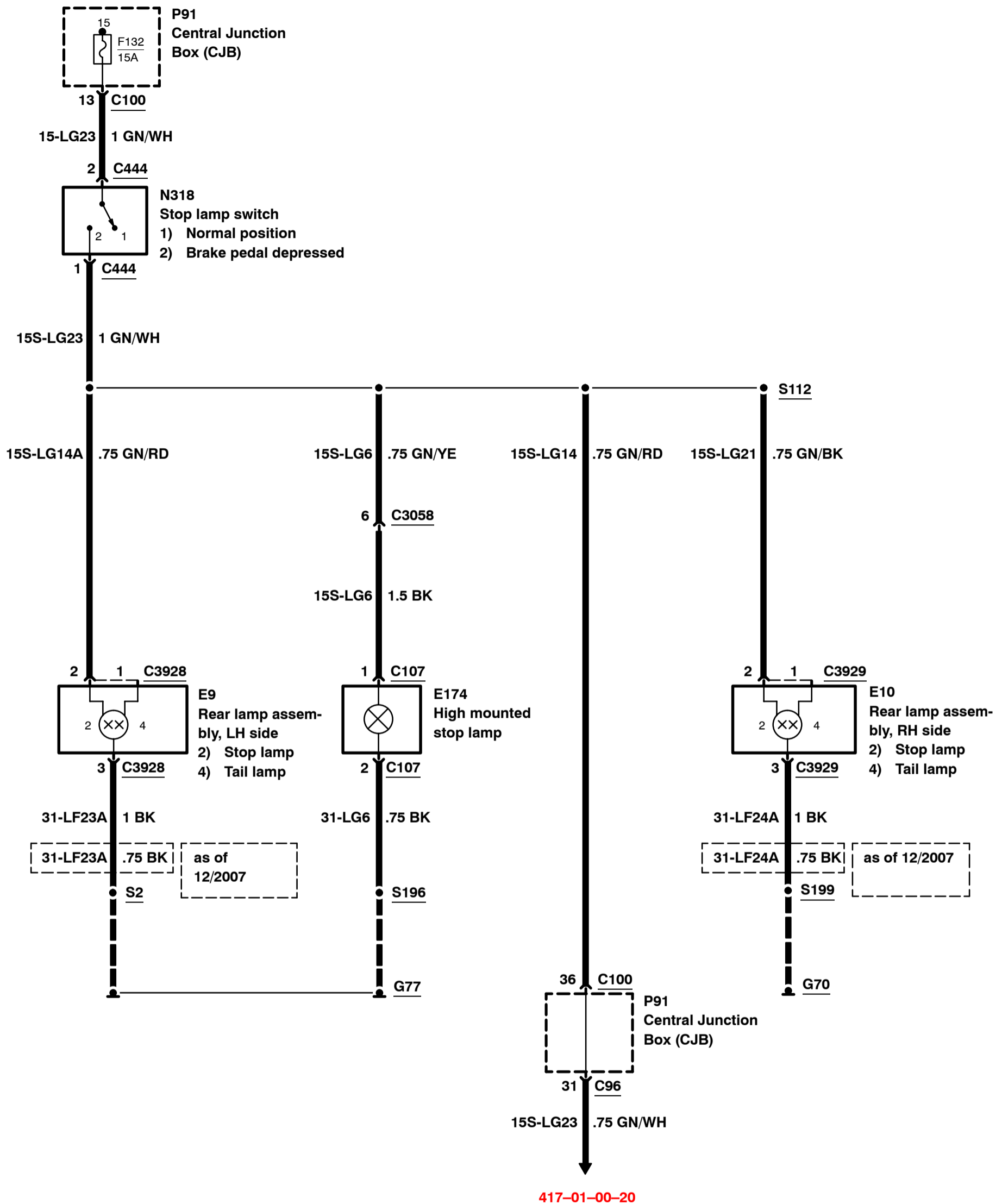


Exterior Lighting – Stop Lamps, wagon

2008
417-01-00-18
2008.75
Focus

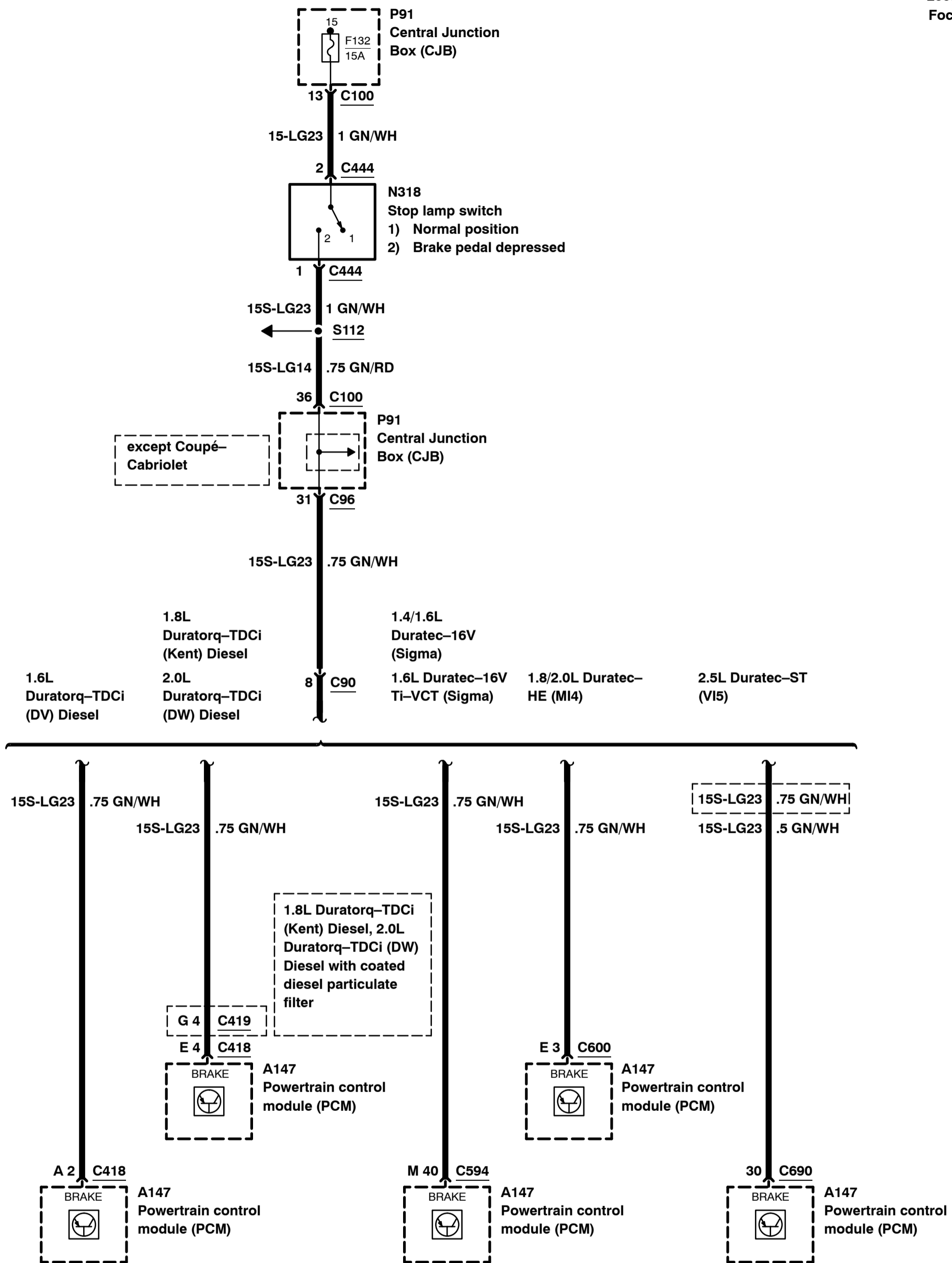


Exterior Lighting – Stop Lamps, Coupé–Cabriolet



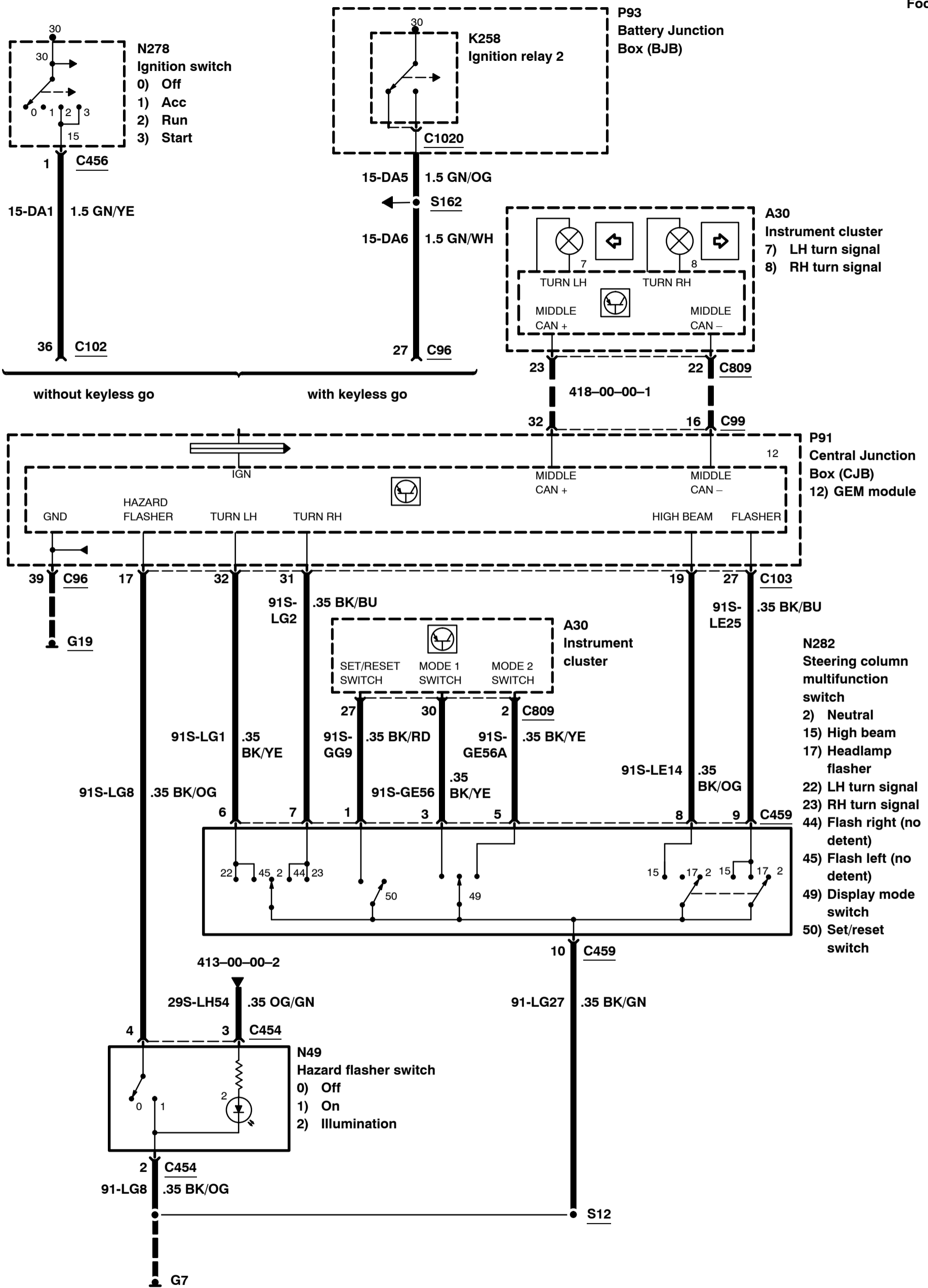
Exterior Lighting – Stop Lamps

2008
417-01-00-20
2008.75
Focus



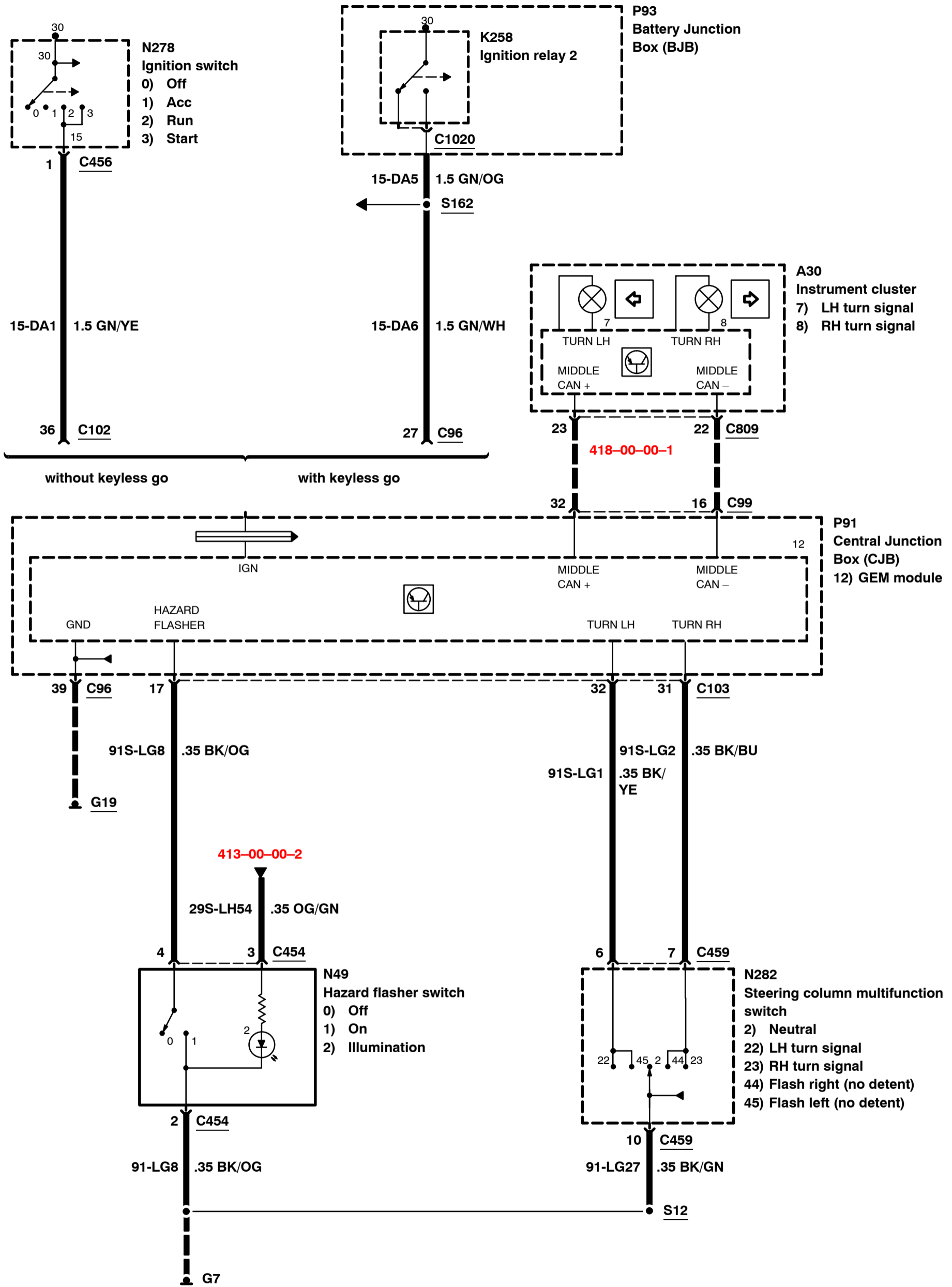
Exterior Lighting – Turn Signal Lamps, except Coupé–Cabriolet

2008
417-01-00-21
2008.75
Focus

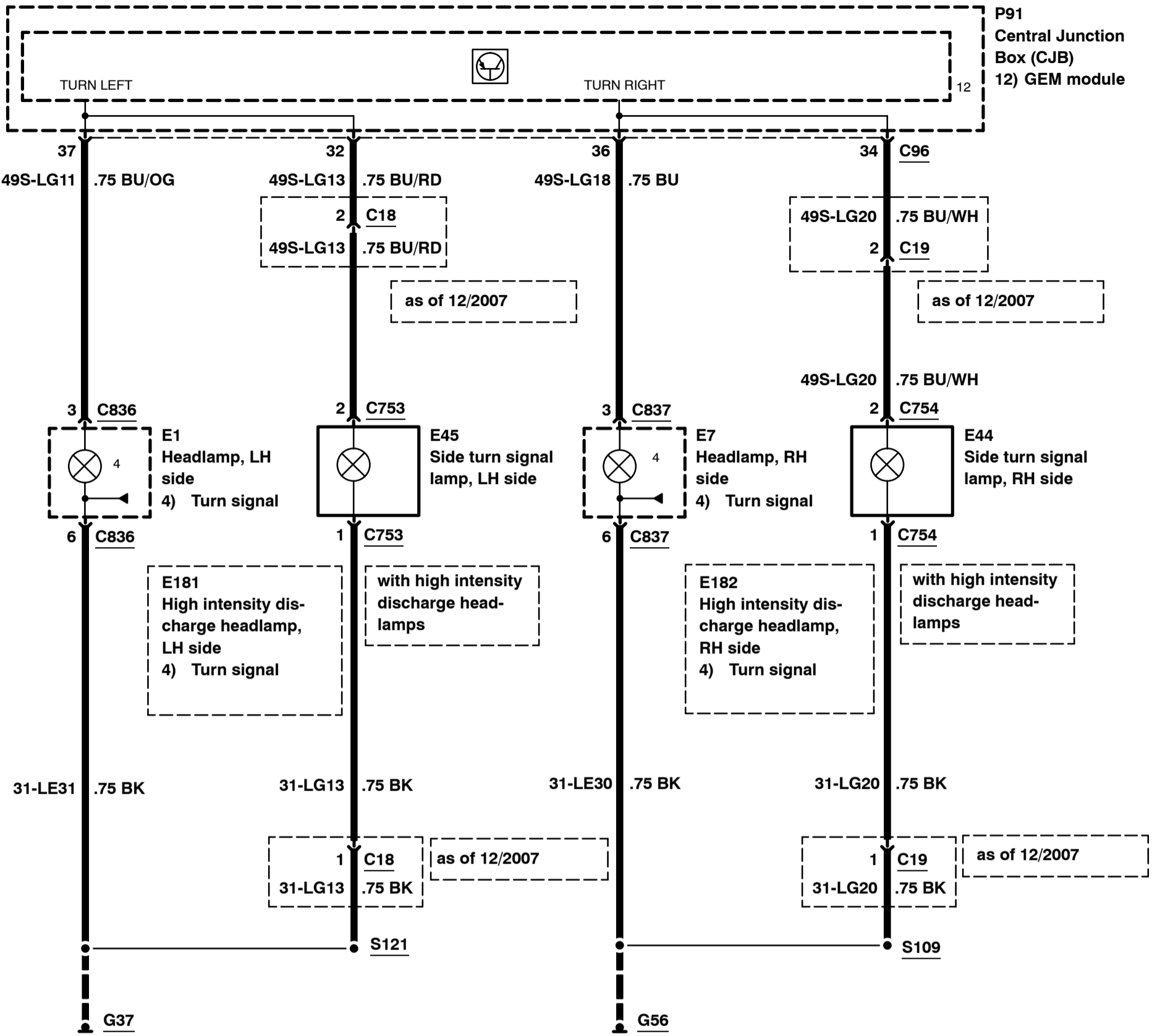


Exterior Lighting – Turn Signal Lamps, Coupé–Cabriolet

2008
417-01-00-22
2008.75
Focus

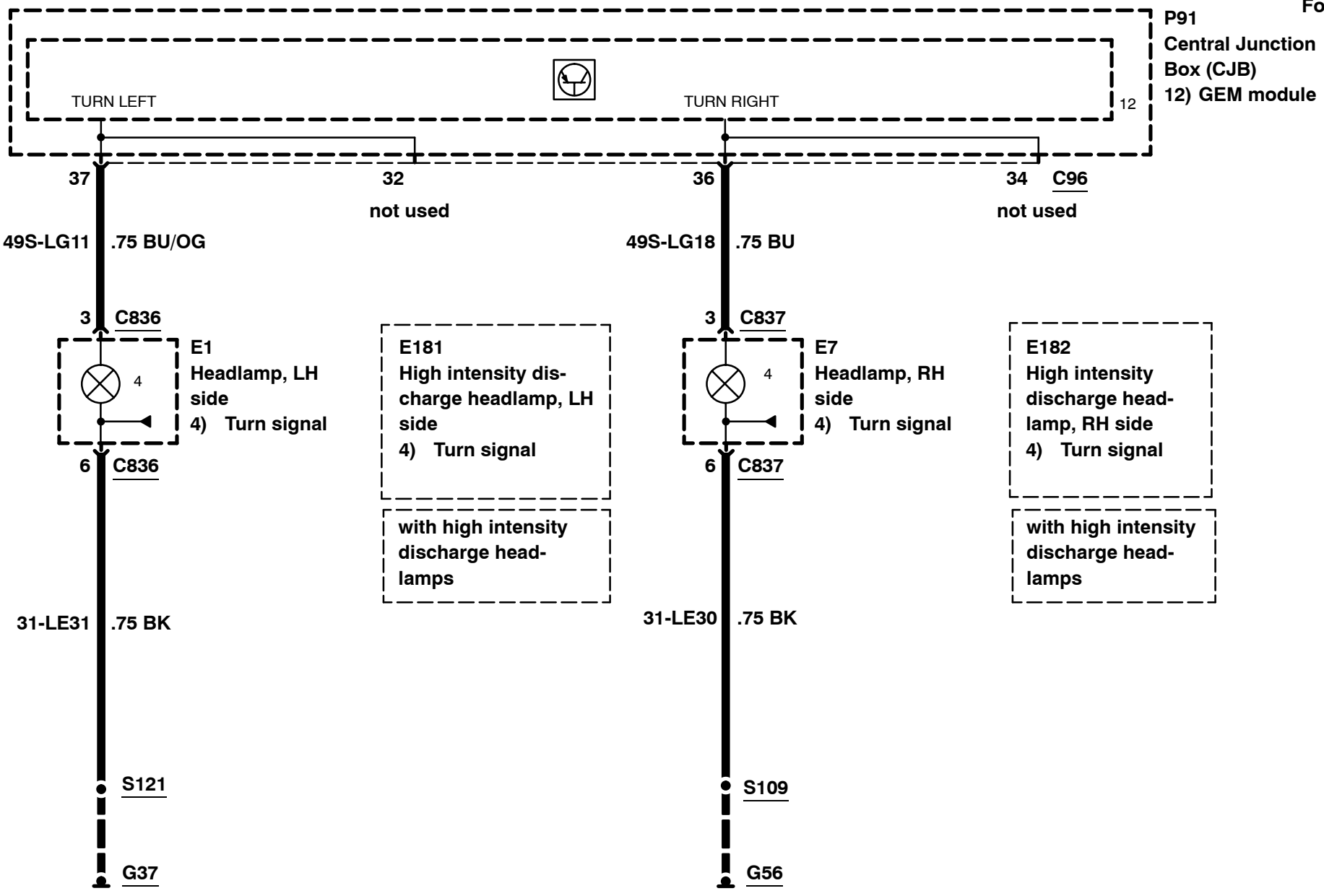


Exterior Lighting – Turn Signal Lamps, front, except 2.5L Duratec–ST (VI5), except Coupé–Cabriolet



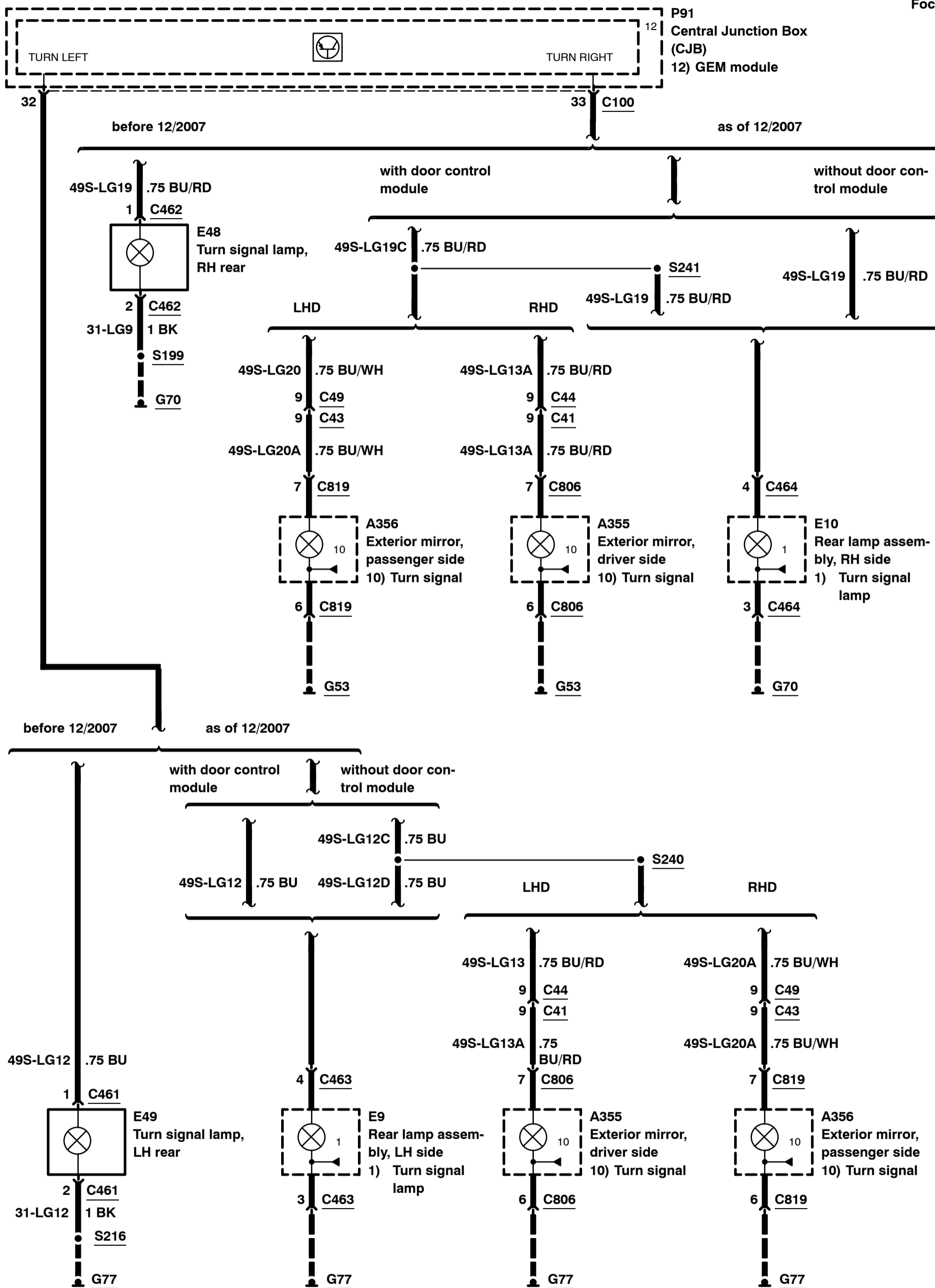
2008
417-01-00-24
2008.75
Focus

Exterior Lighting – Turn Signal Lamps, front, except 2.5L Duratec–ST (VI5), Coupé–Cabriolet



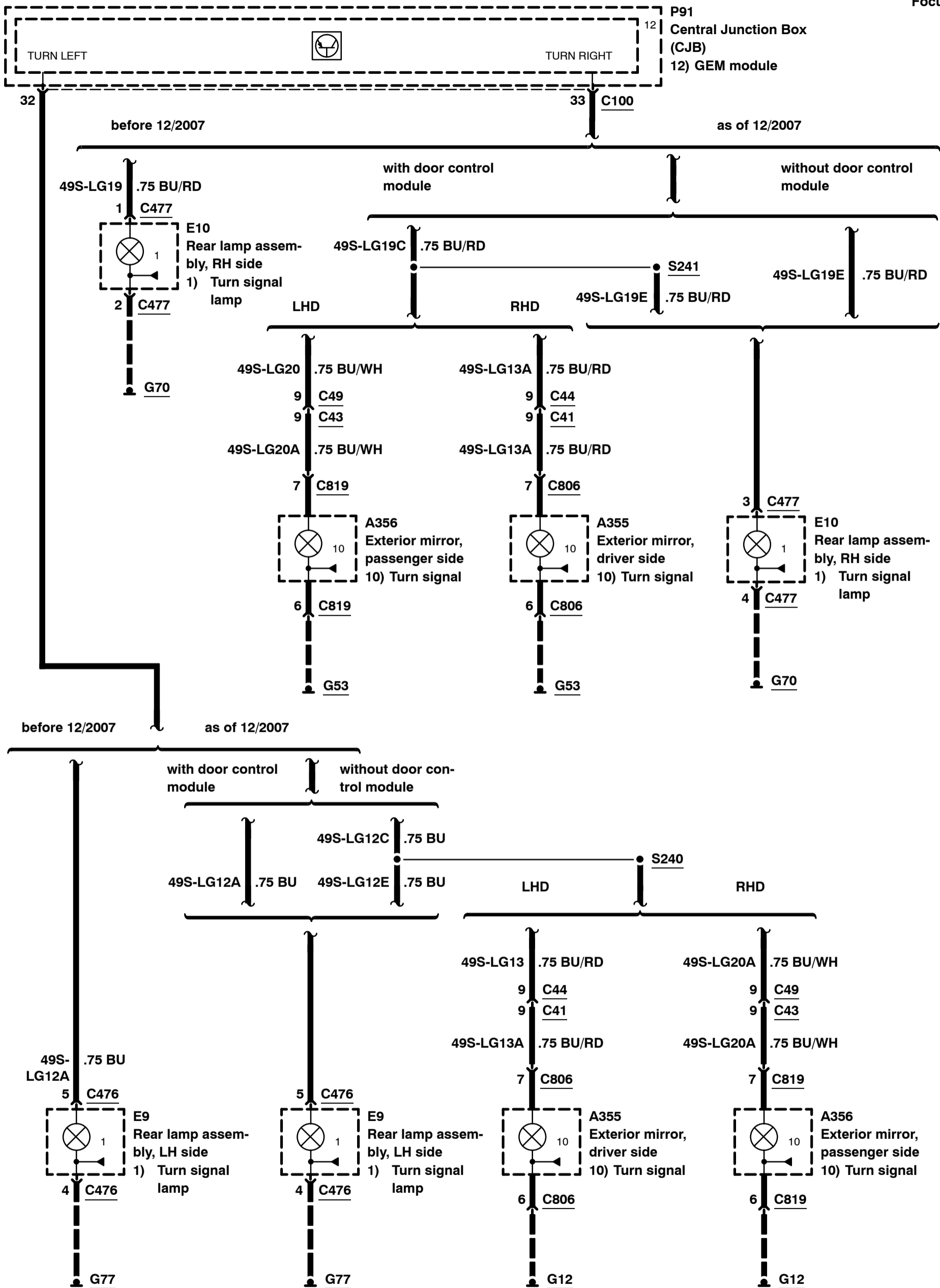
Exterior Lighting – Turn Signal Lamps, rear, 3-door model/5-door model, except 2.5L Duratec-ST (VI5)

2008
417-01-00-25
2008.75
Focus



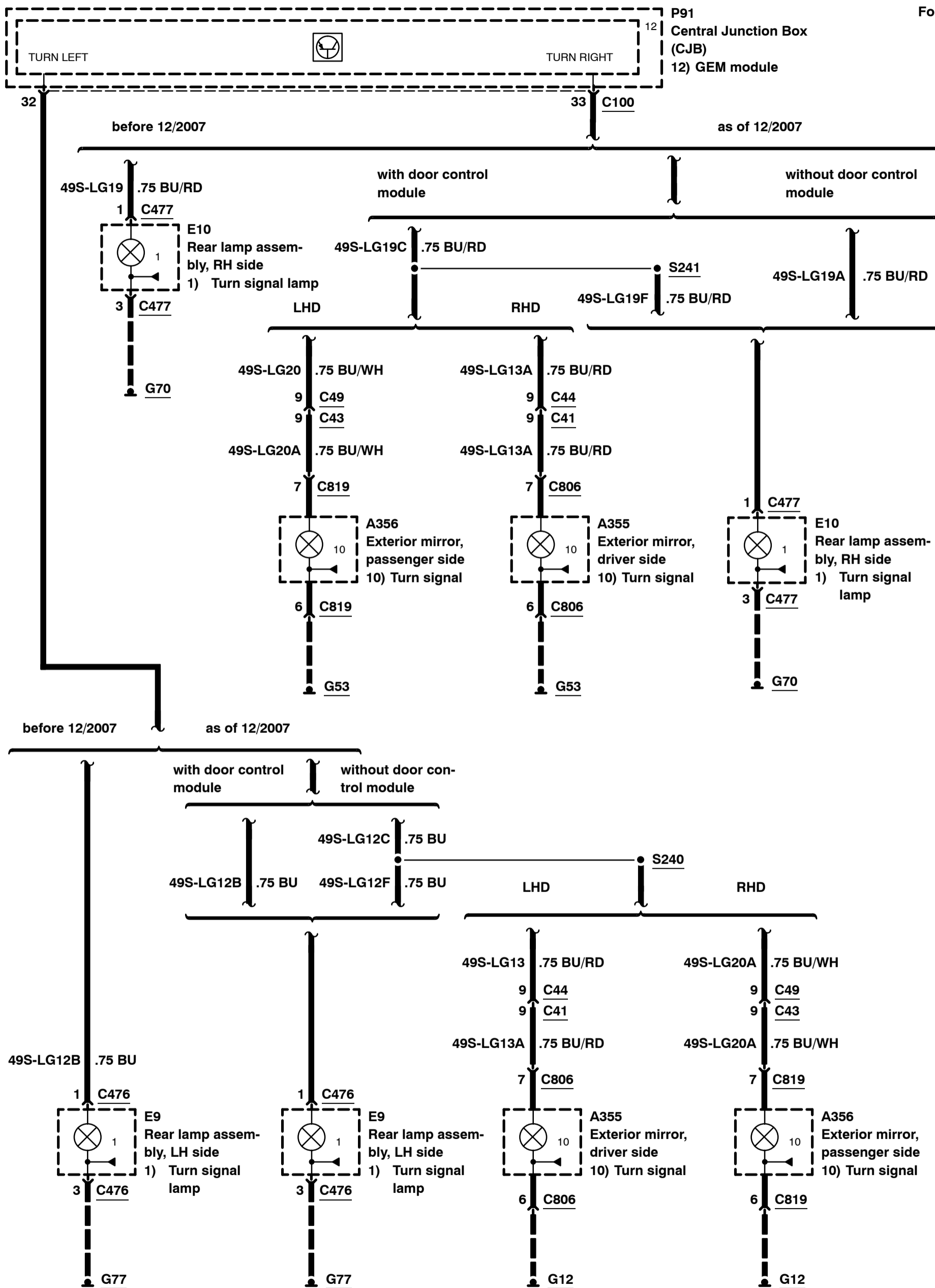
Exterior Lighting – Turn Signal Lamps, rear, 4-door model, except 2.5L Duratec–ST (VI5)

2008
417-01-00-26
2008.75
Focus



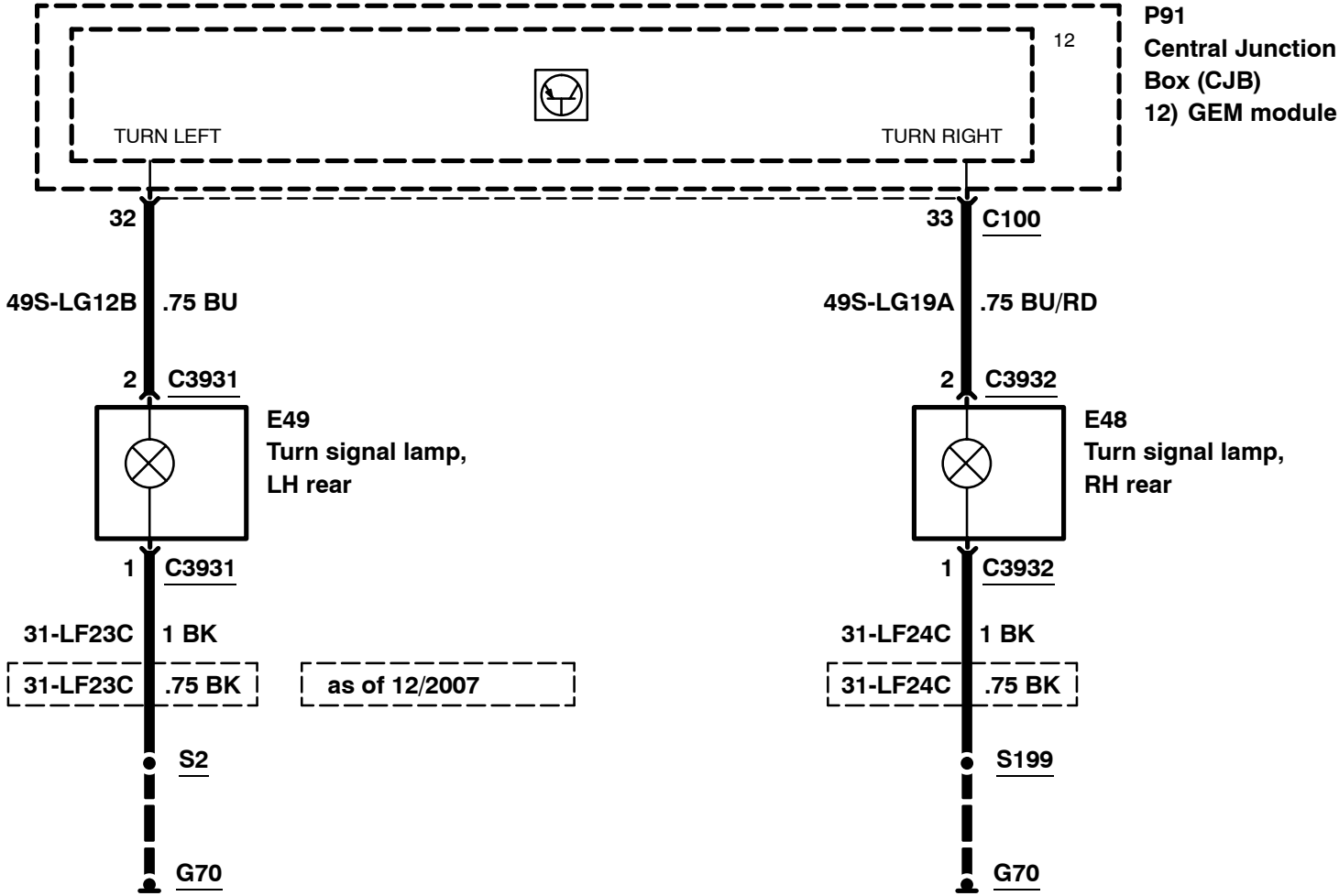
Exterior Lighting – Turn Signal Lamps, rear, wagon, except 2.5L Duratec–ST (VI5)

2008
417-01-00-27
2008.75
Focus



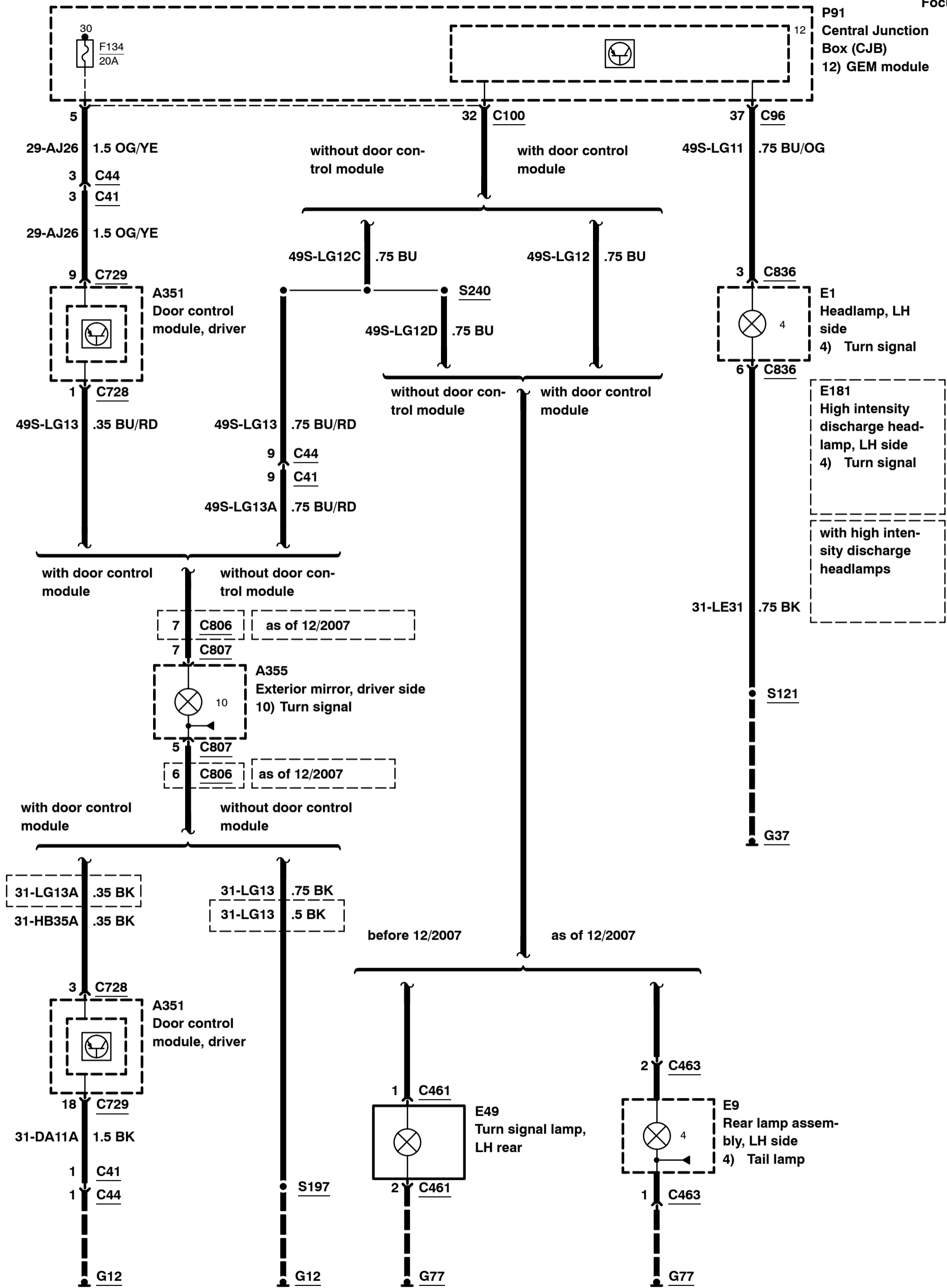
Exterior Lighting – Turn Signal Lamps, Coupé–Cabriolet

2008
417-01-00-28
2008.75
Focus



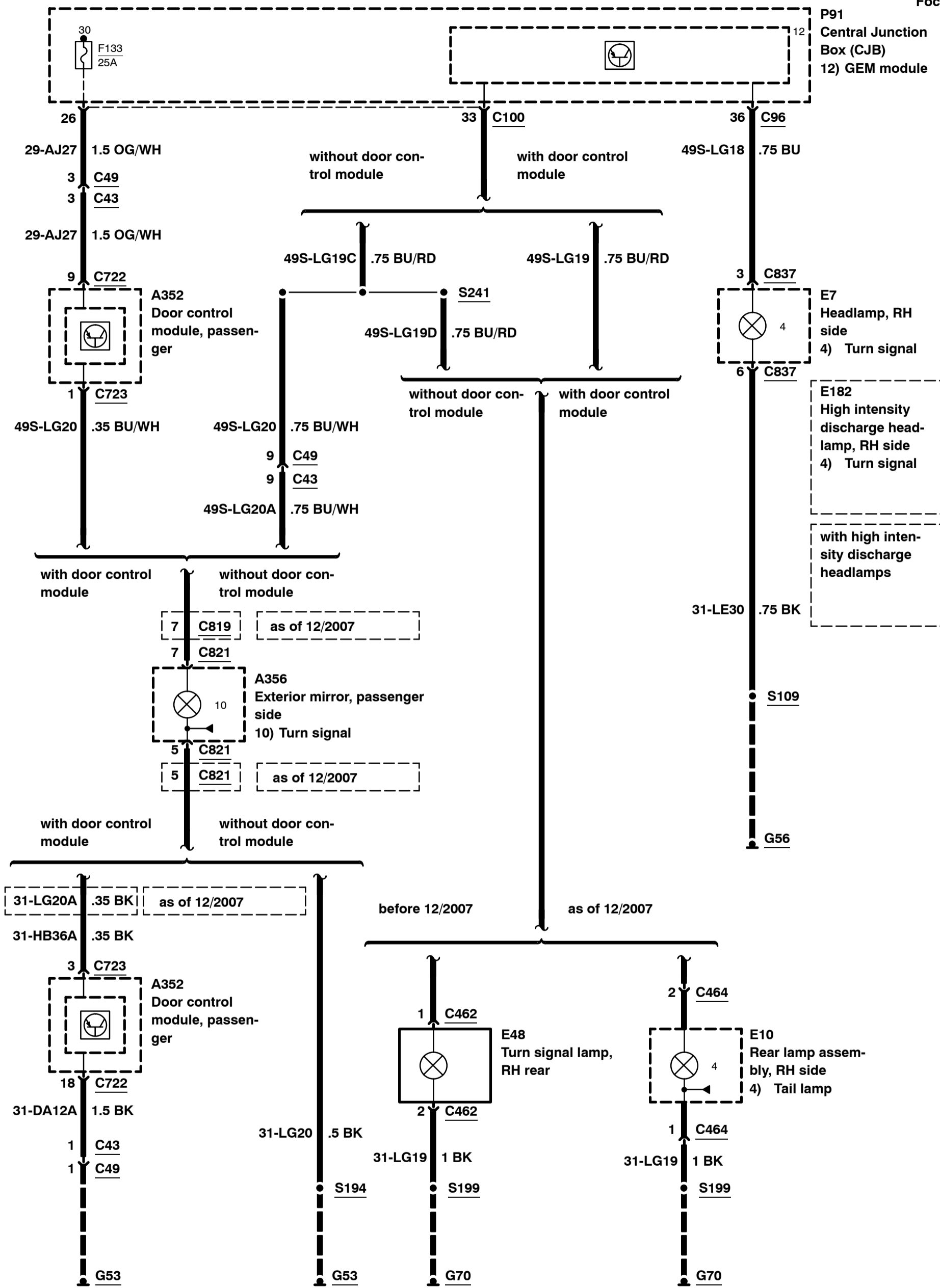
Exterior Lighting – Turn signal lamps, LHD, LH side, 2.5L Duratec–ST (VI5)

2008
417-01-00-29
2008.75
Focus



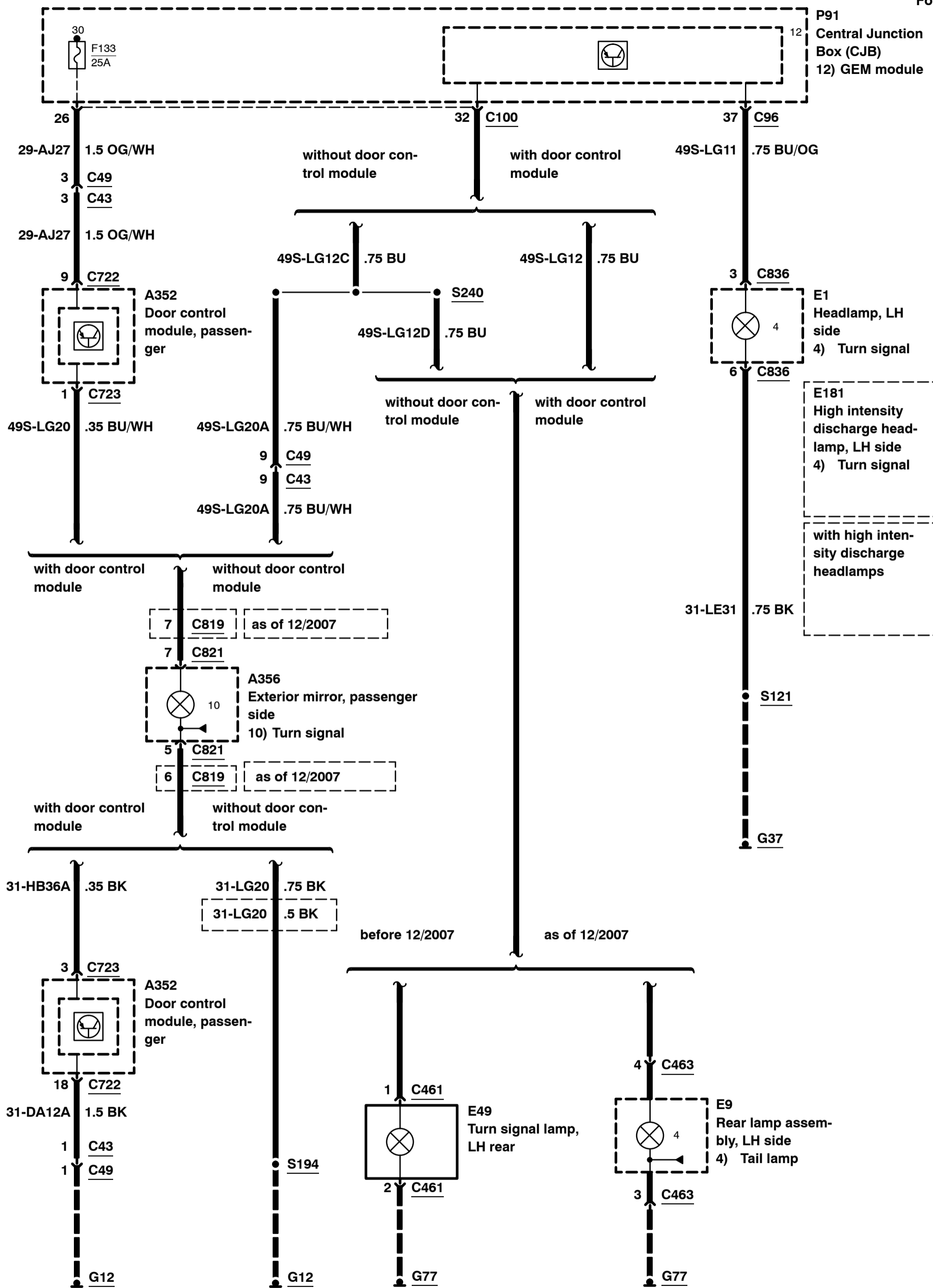
Exterior Lighting – Turn signal lamps, LHD, RH side, 2.5L Duratec–ST (VI5)

2008
417-01-00-30
2008.75
Focus



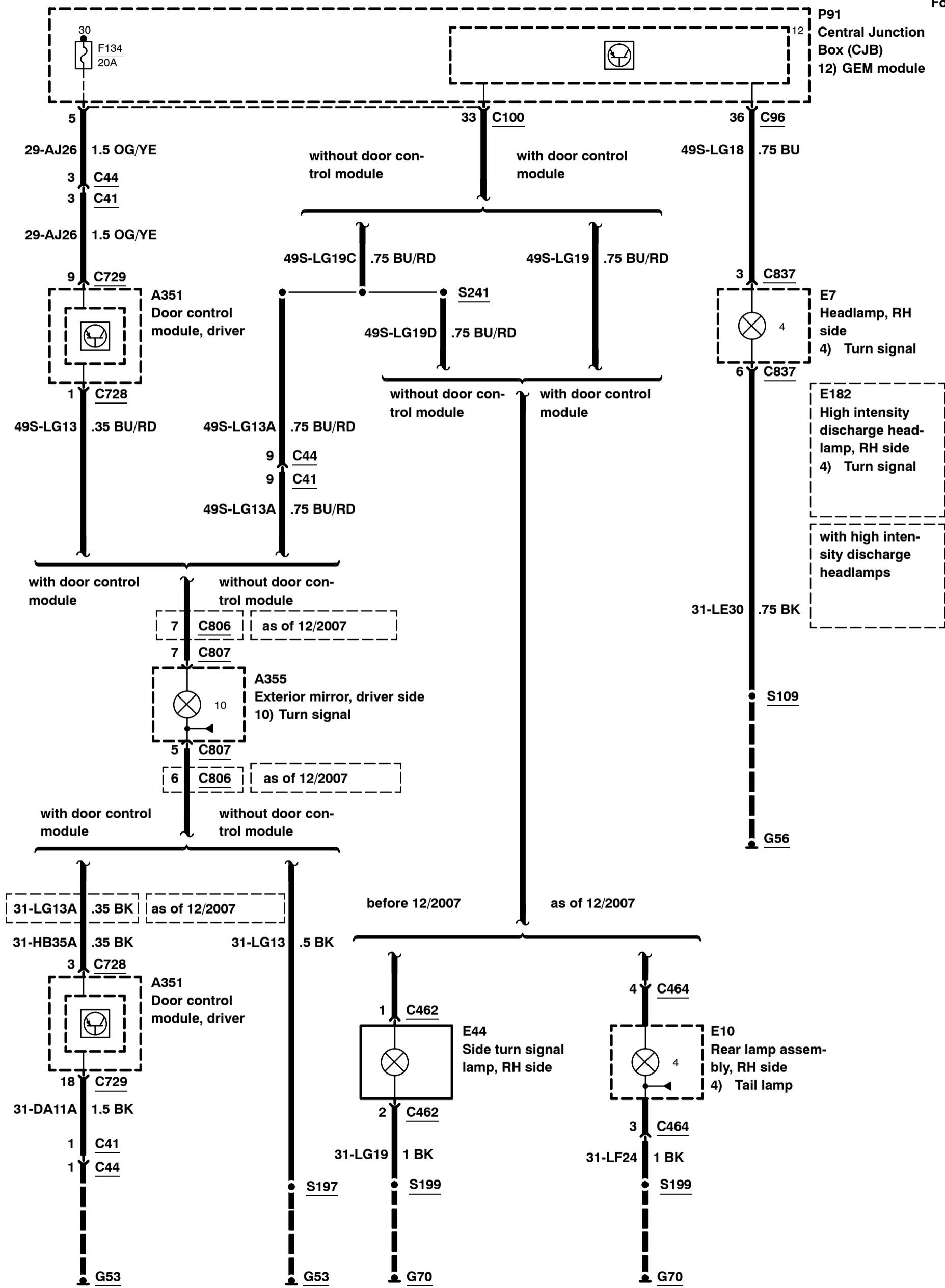
Exterior Lighting – Turn signal lamps, RHD, LH side, 2.5L Duratec–ST (VI5)

2008
417-01-00-31
2008.75
Focus



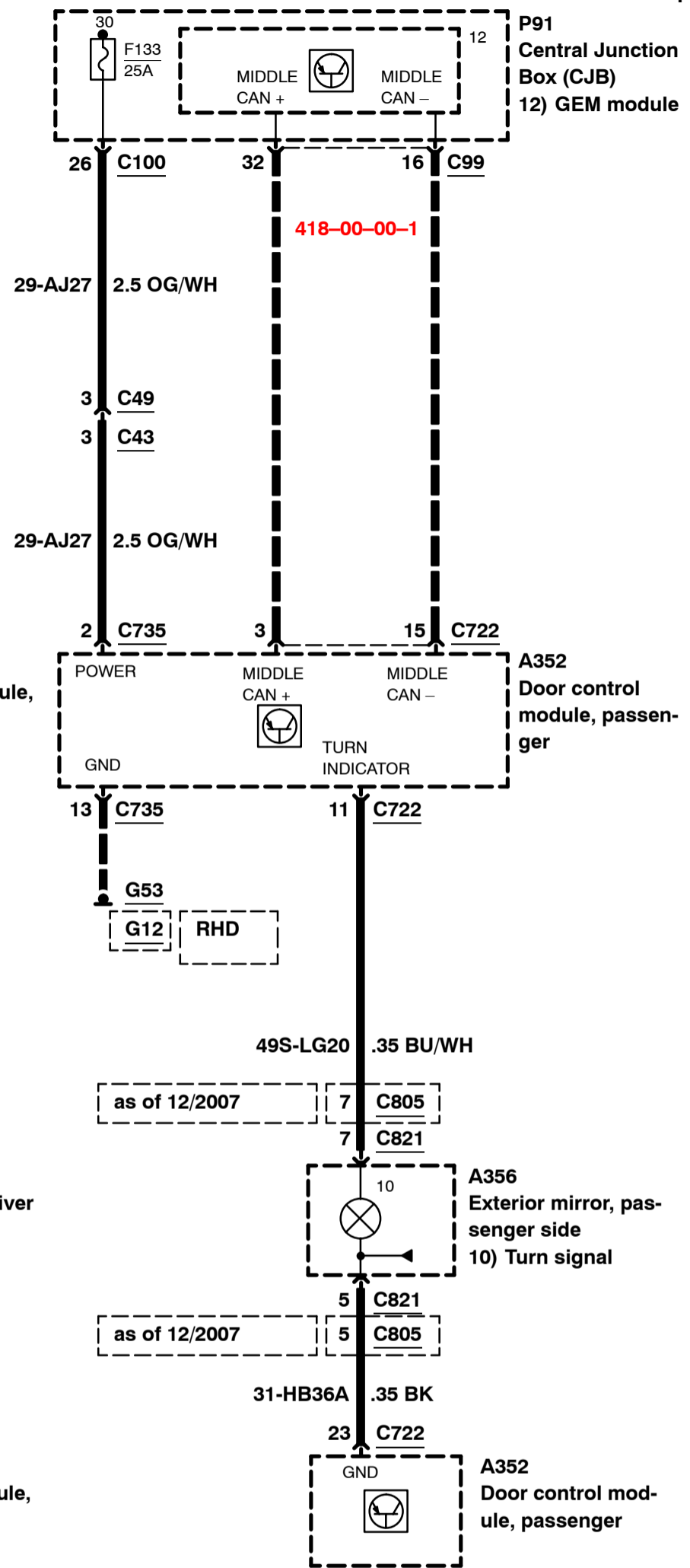
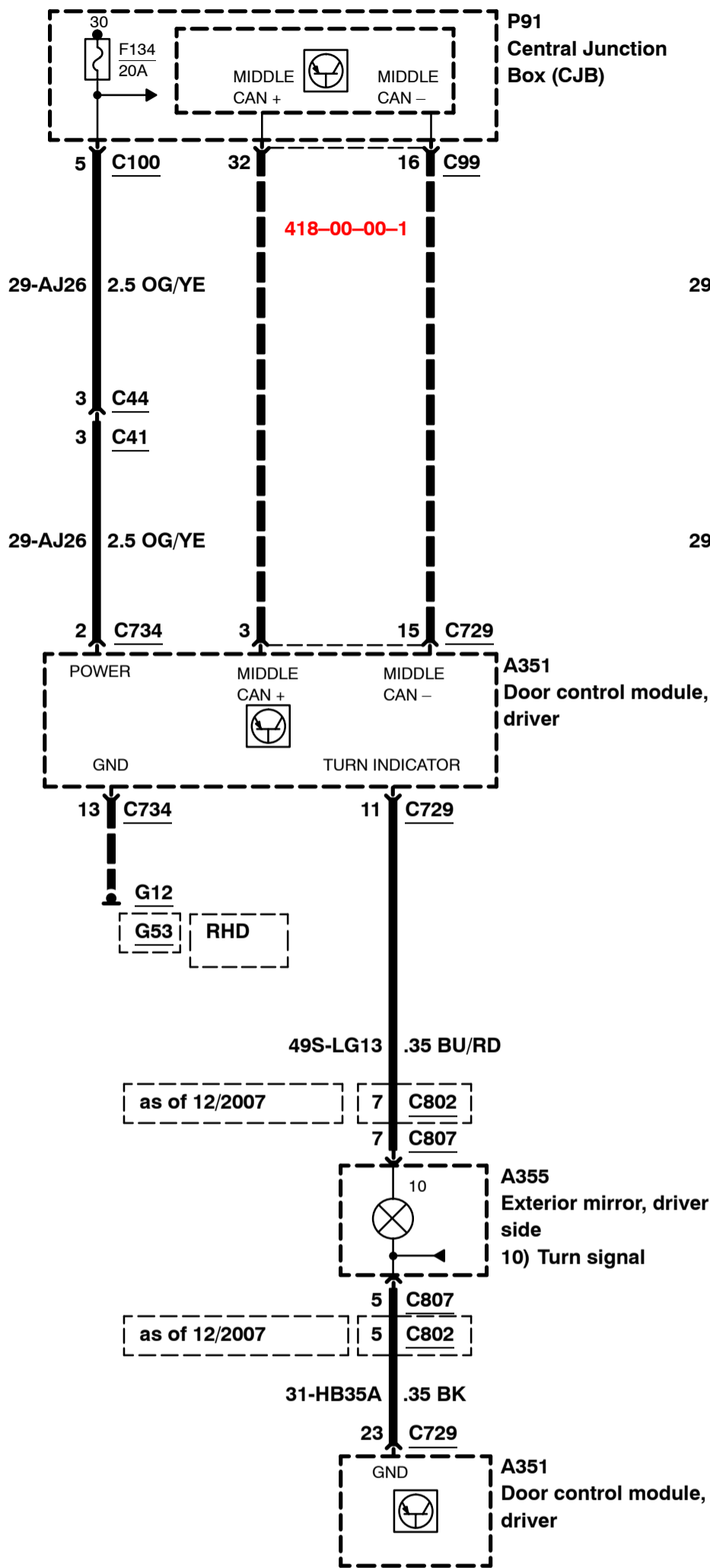
Exterior Lighting – Turn signal lamps, RHD, RH side, 2.5L Duratec–ST (VI5)

2008
417-01-00-32
2007.75
Focus



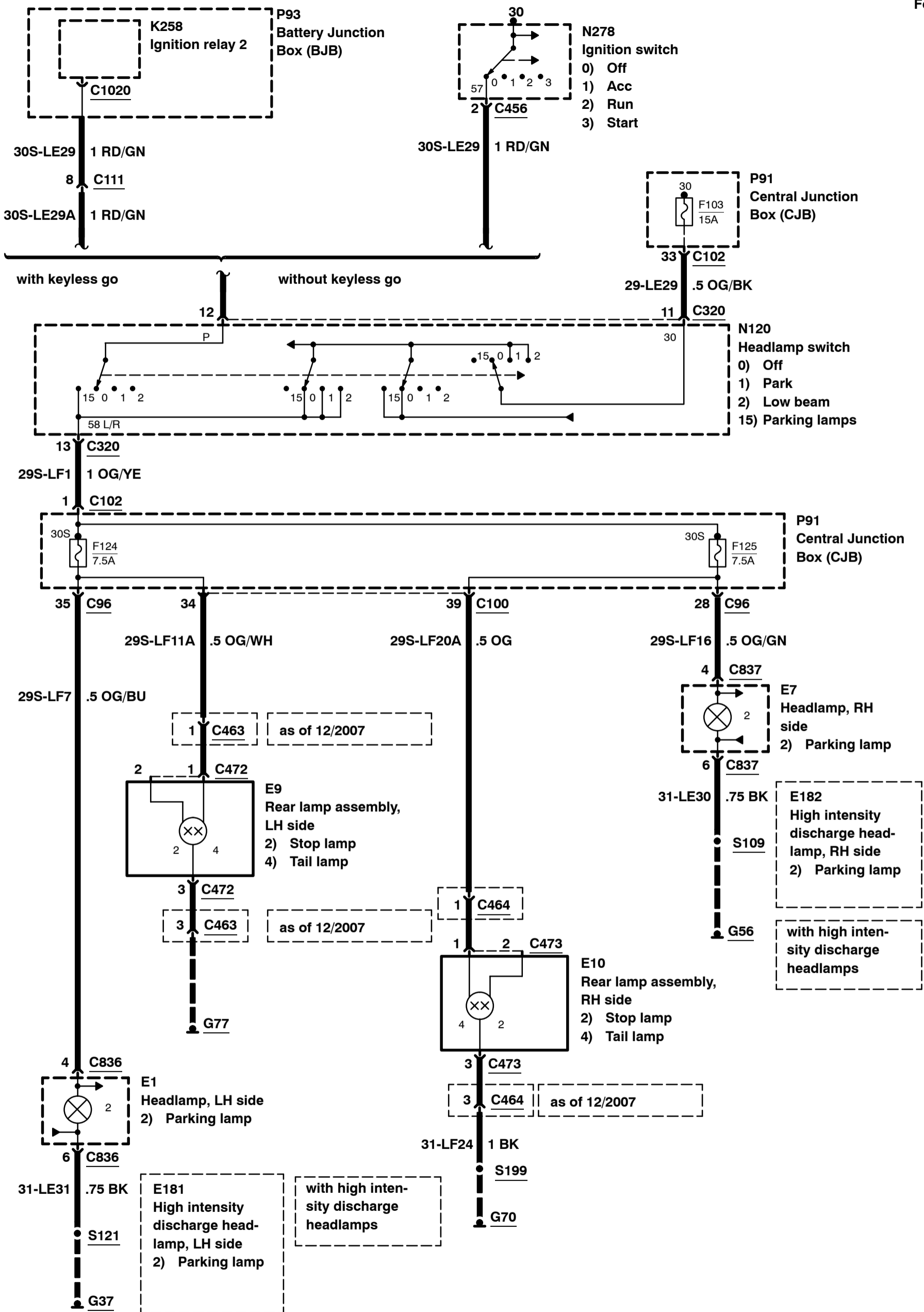
Exterior Lighting – Turn Signal Lamps, in exterior mirror, Coupé–Cabriolet

2008
417-01-00-33
2008.75
Focus

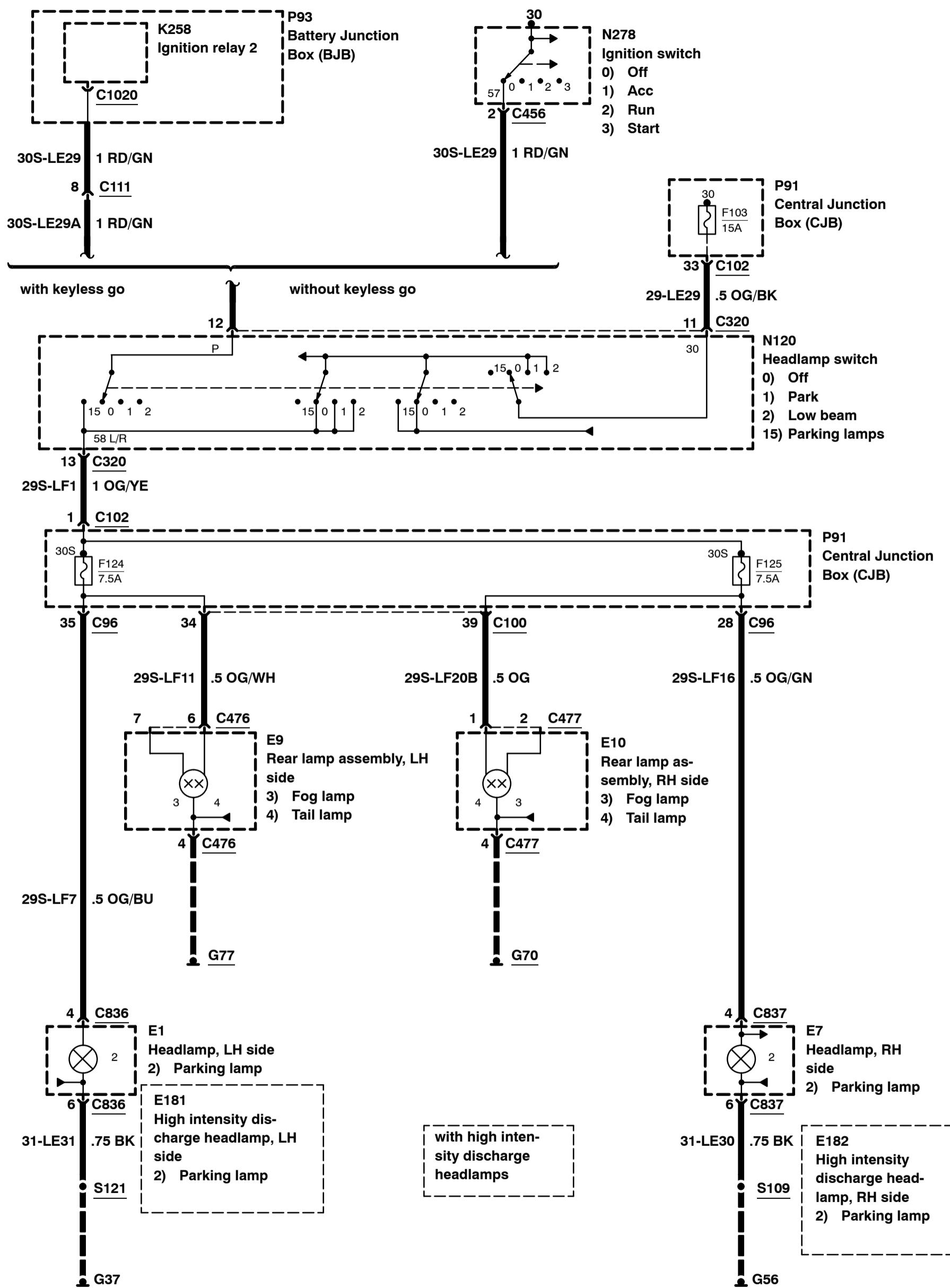


Exterior Lighting – Position and Parking Lamps, without daytime running lamps, 3–door model/5–door model

2008
417-01-00-34
2008.75
Focus

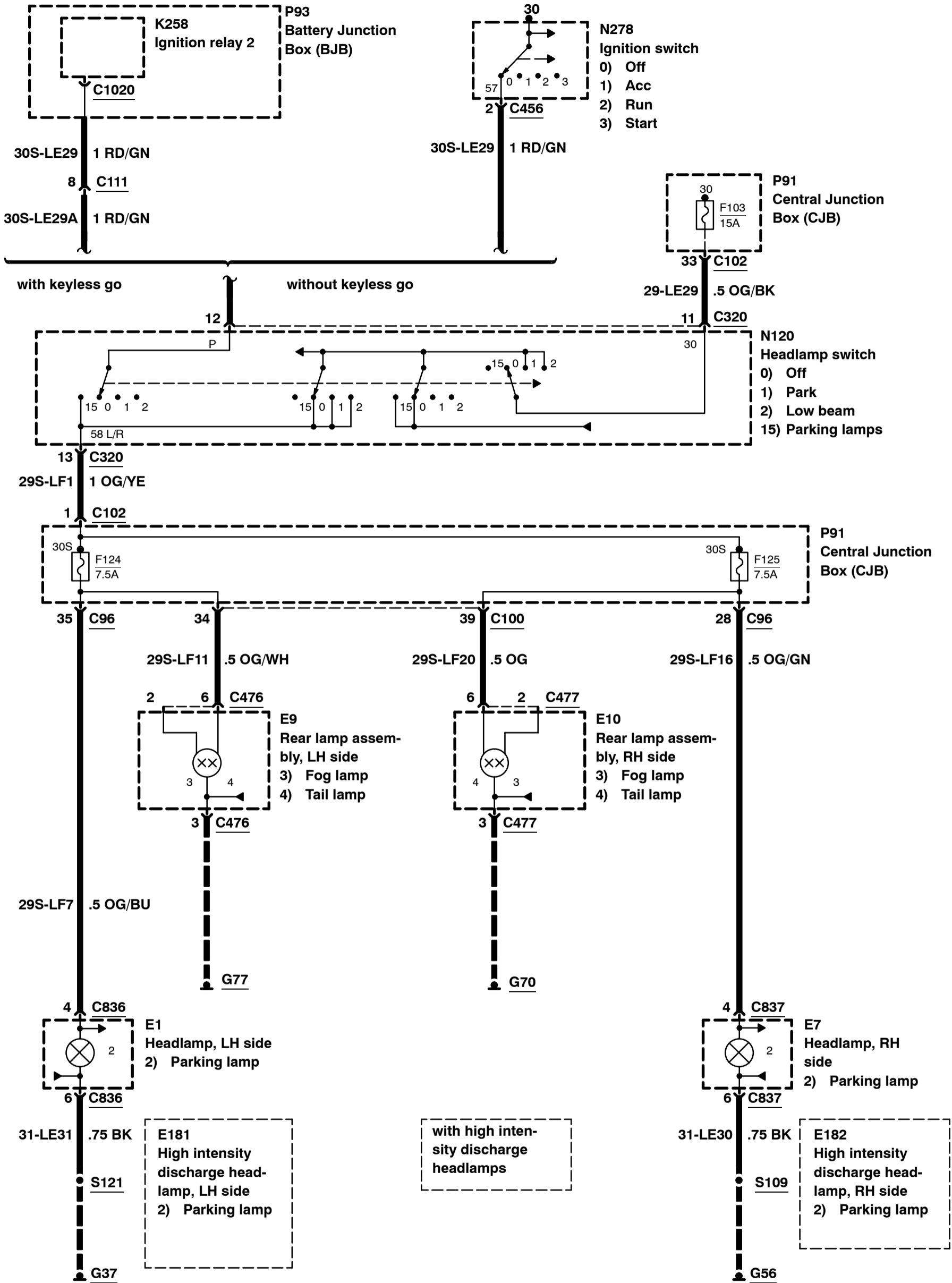


Exterior Lighting – Position and Parking Lamps, without daytime running lamps, 4-door model



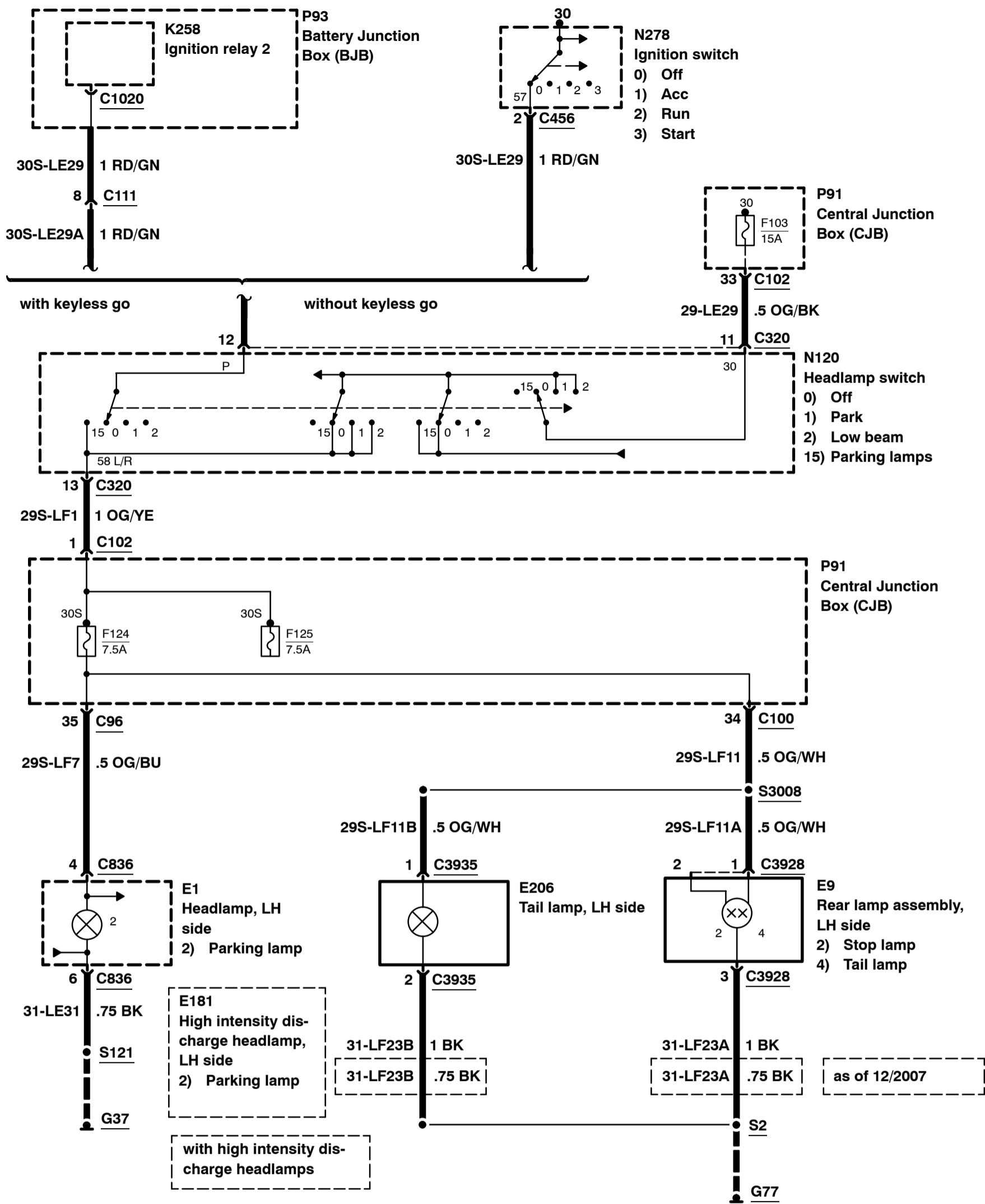
Exterior Lighting – Position and Parking Lamps, without daytime running lamps, wagon

2008
417-01-00-36
2008.75
Focus



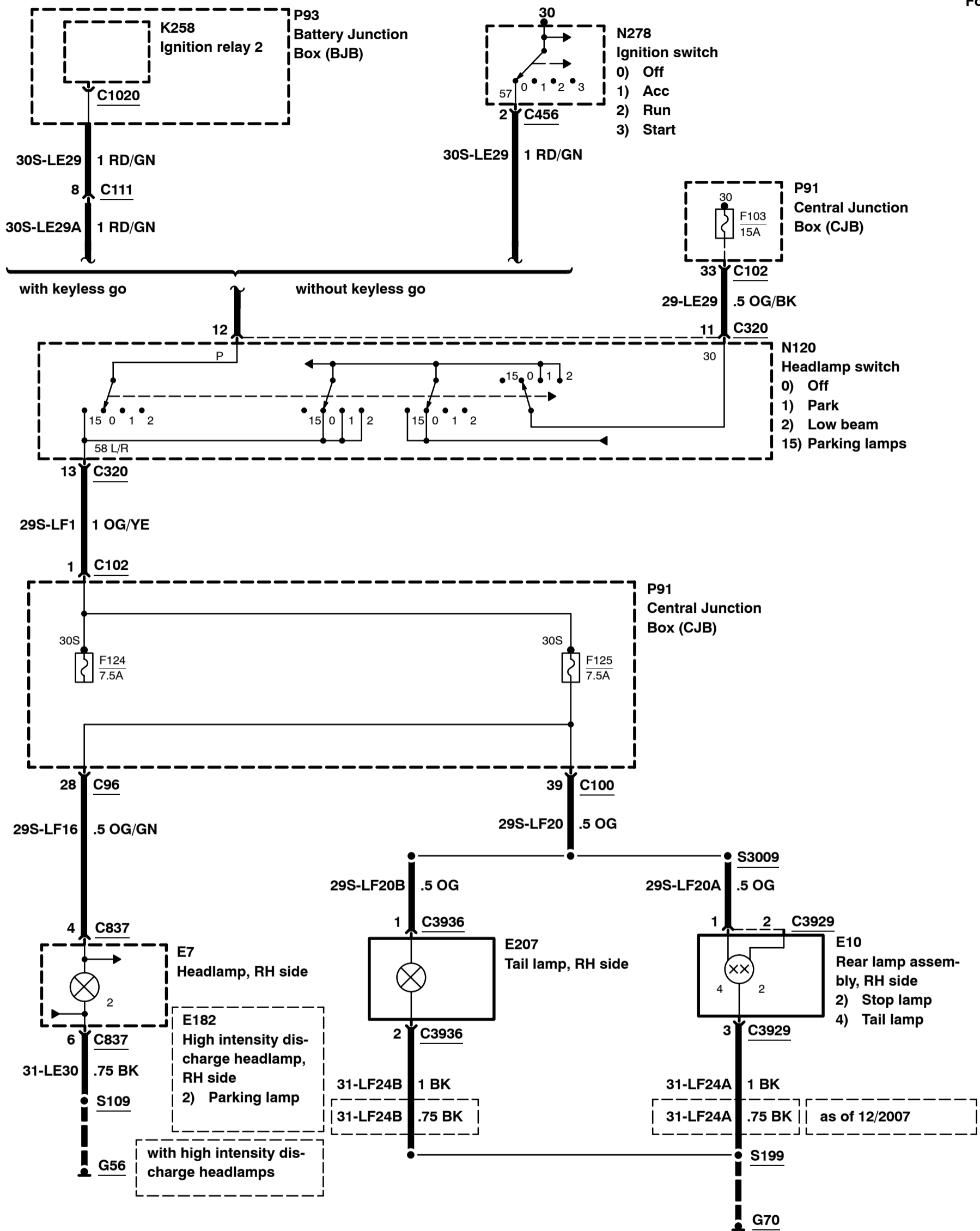
Exterior Lighting – Position and Parking Lamps, without daytime running lamps, Coupé–Cabriolet

2008
417-01-00-37
2008.75
Focus



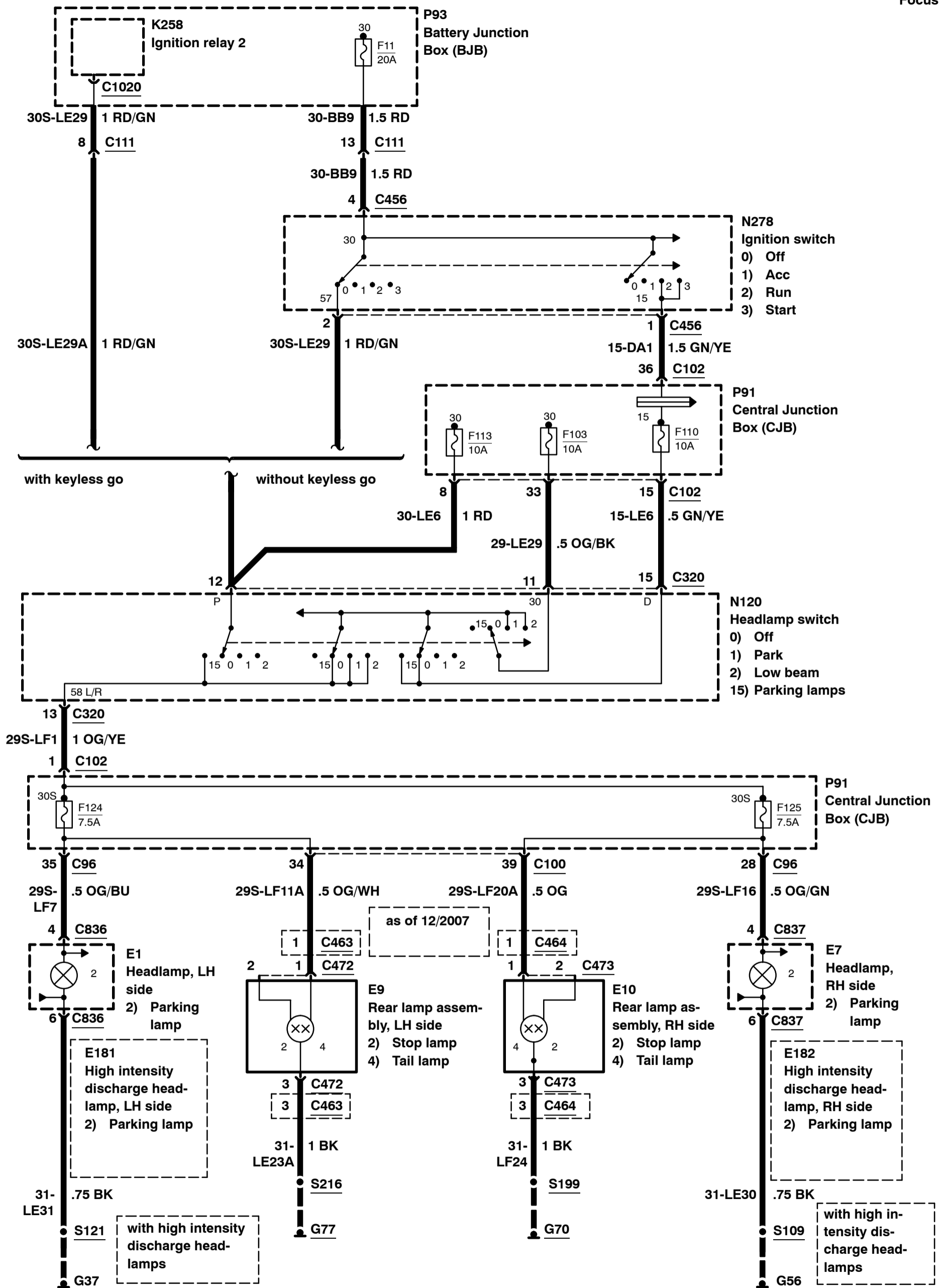
Exterior Lighting – Position and Parking Lamps, without daytime running lamps, Coupé–Cabriolet

2008
417-01-00-38
2008.75
Focus



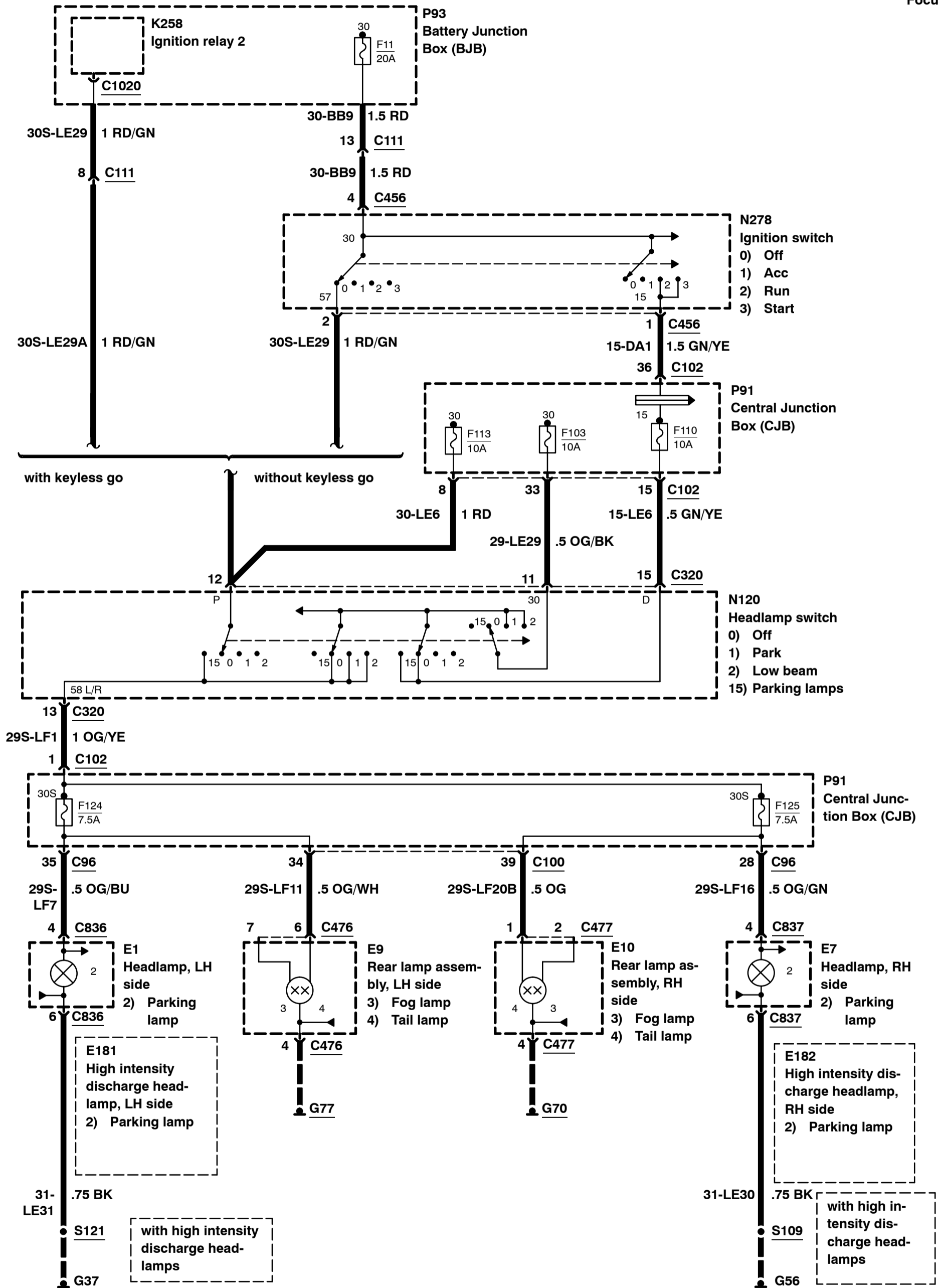
Exterior Lighting – Position and Parking Lamps, with daytime running lamps, 3–door model/5–door model

2008
417-01-00-39
2008.75
Focus



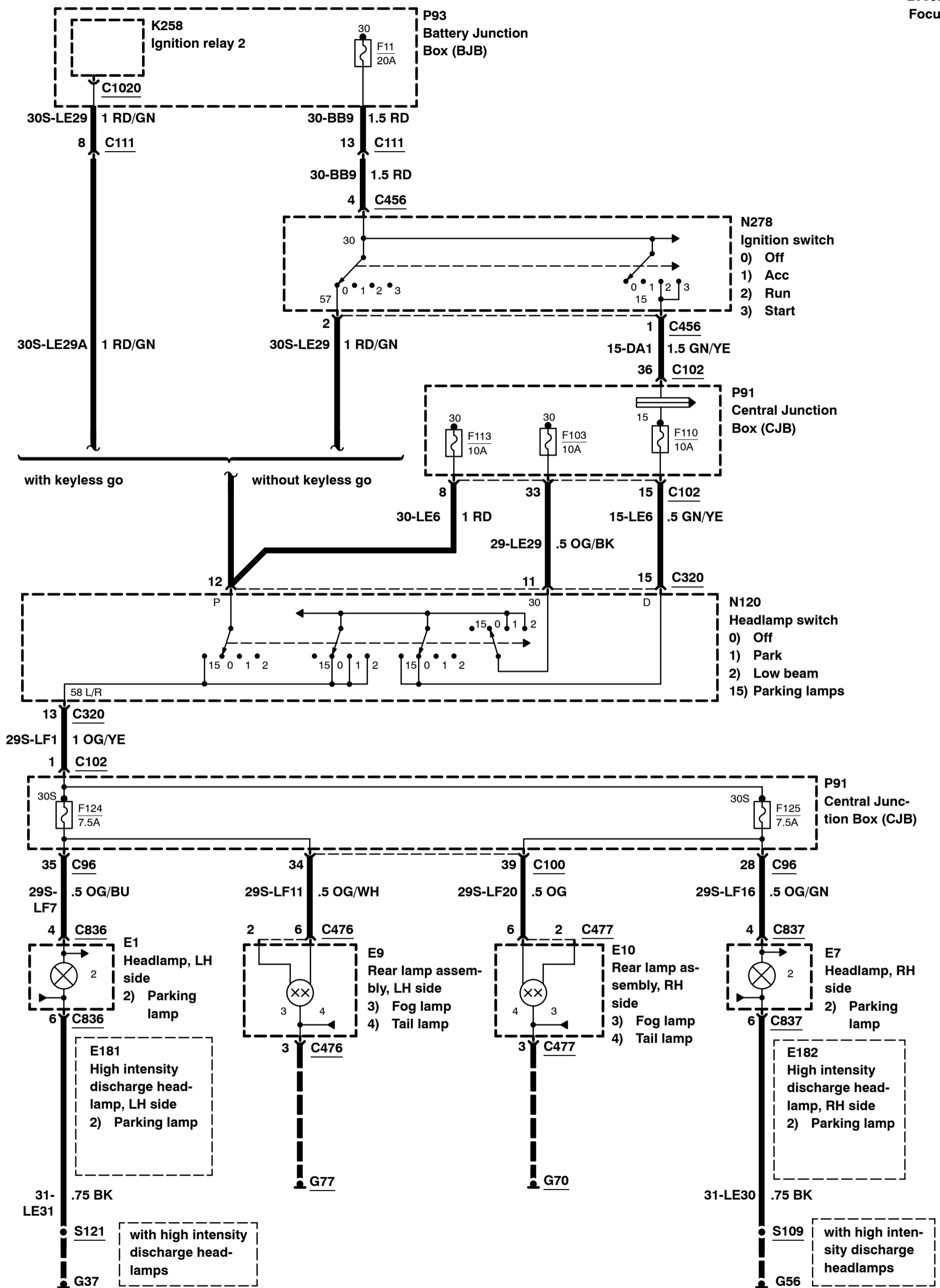
Exterior Lighting – Position and Parking Lamps, with daytime running lamps, 4-door model

2008
417-01-00-40
2008.75
Focus



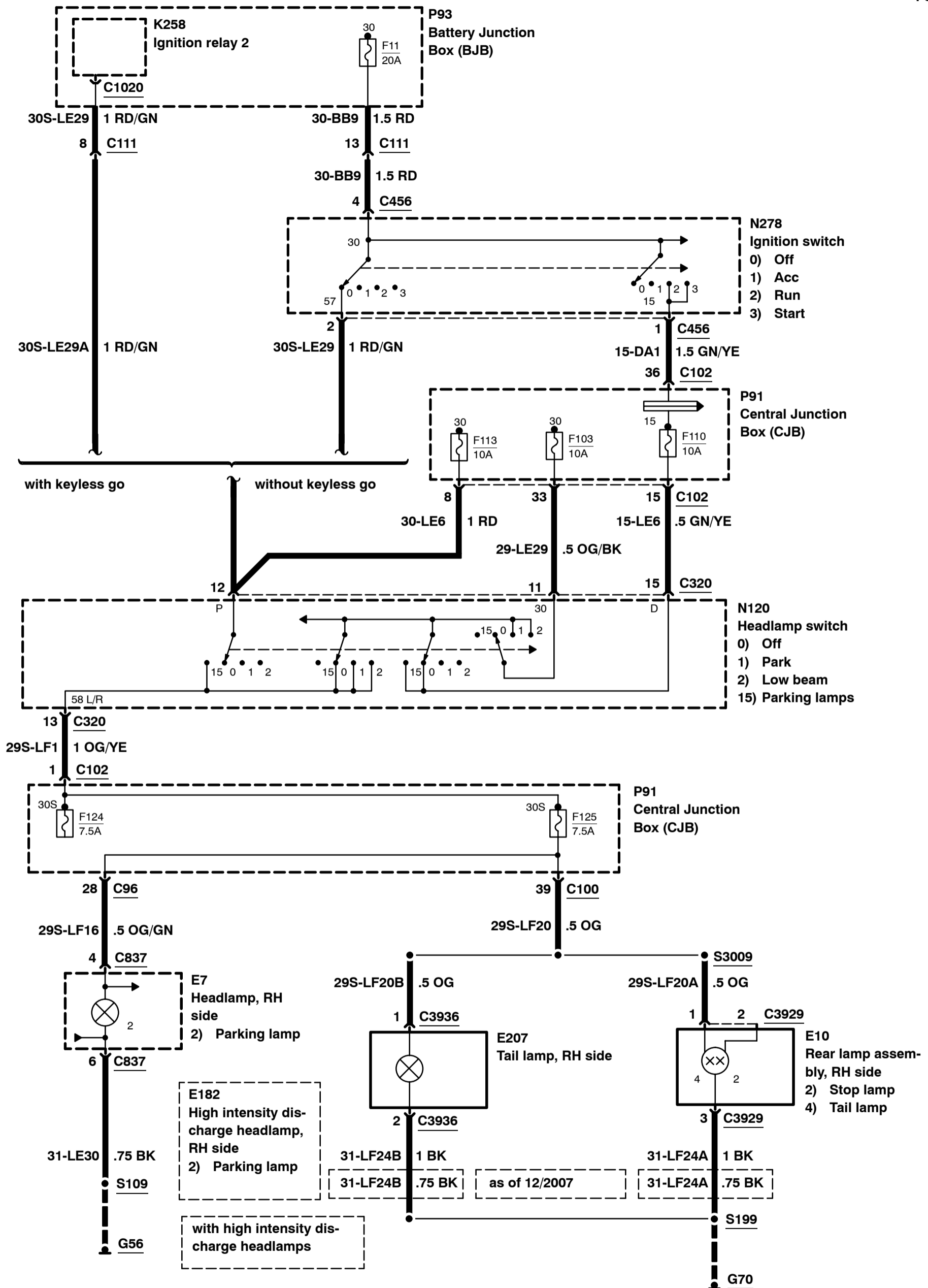
Exterior Lighting – Position and Parking Lamps, with daytime running lamps, wagon

2008
417-01-00-41
2008.75
Focus



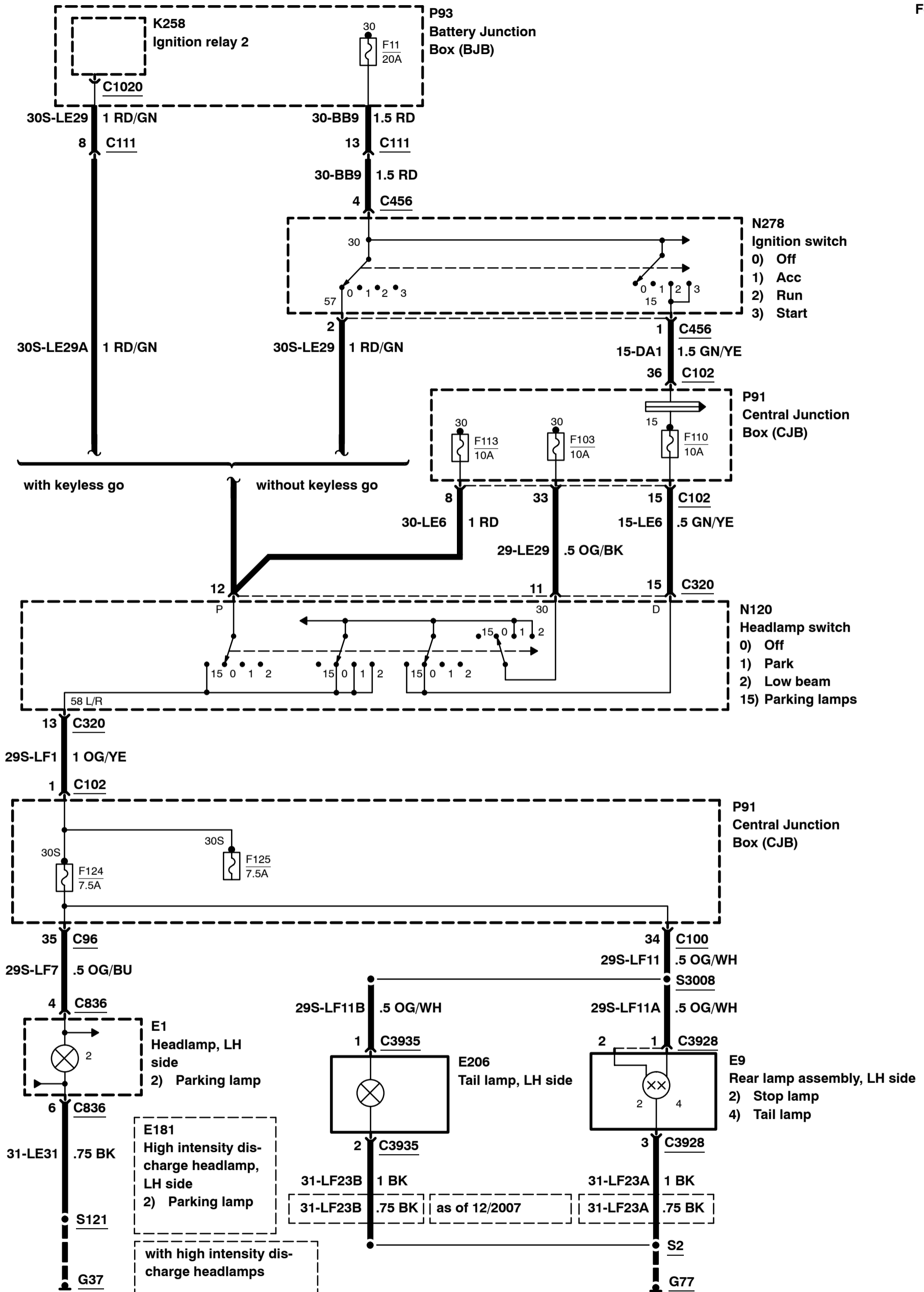
Exterior Lighting – Position and Parking Lamps, with daytime running lamps, Coupé-Cabriolet

2008
417-01-00-42
2008.75
Focus



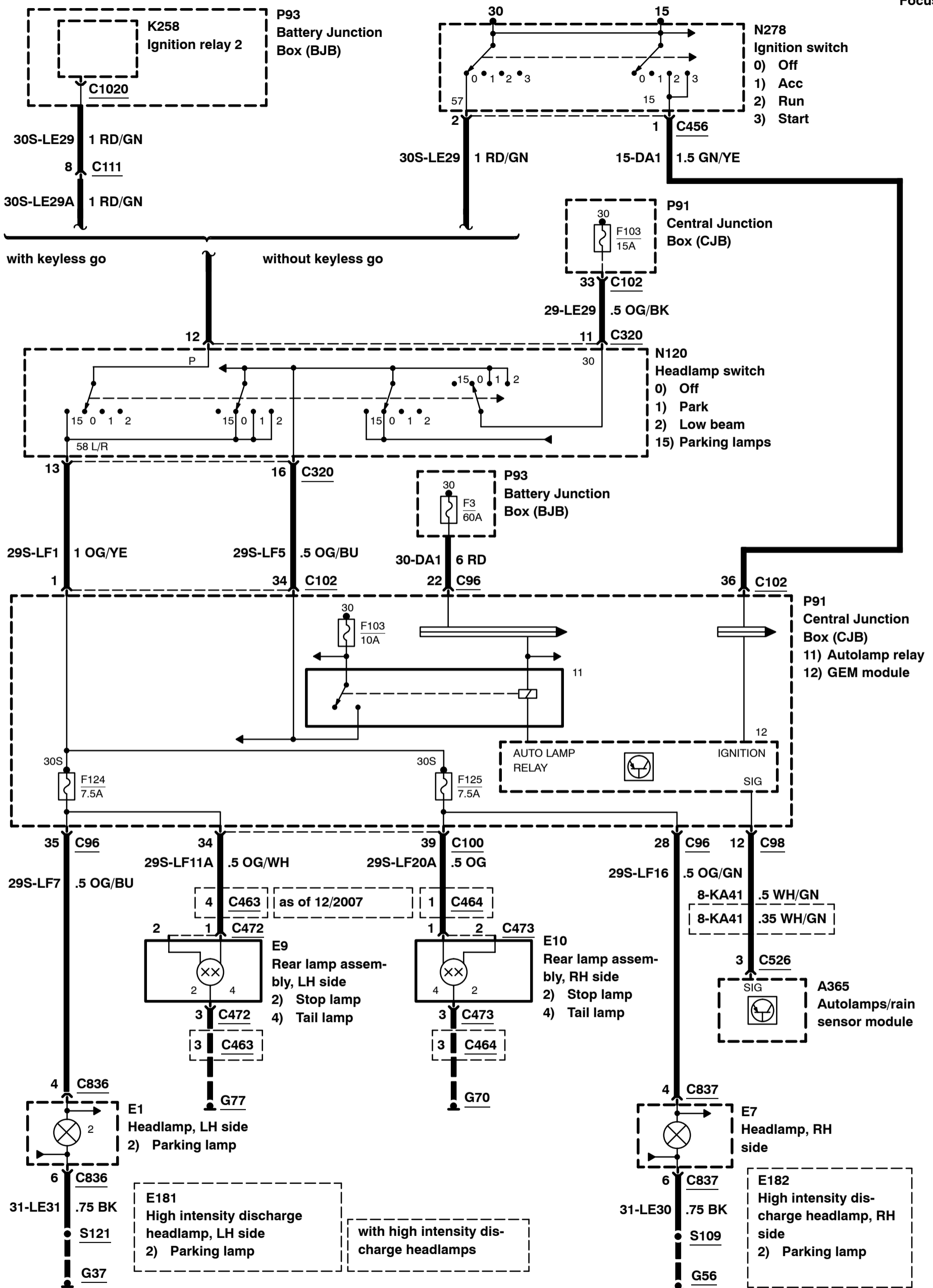
Exterior Lighting – Position and Parking Lamps, with daytime running lamps, Coupé-Cabriolet

2008
417-01-00-43
2008.75
Focus



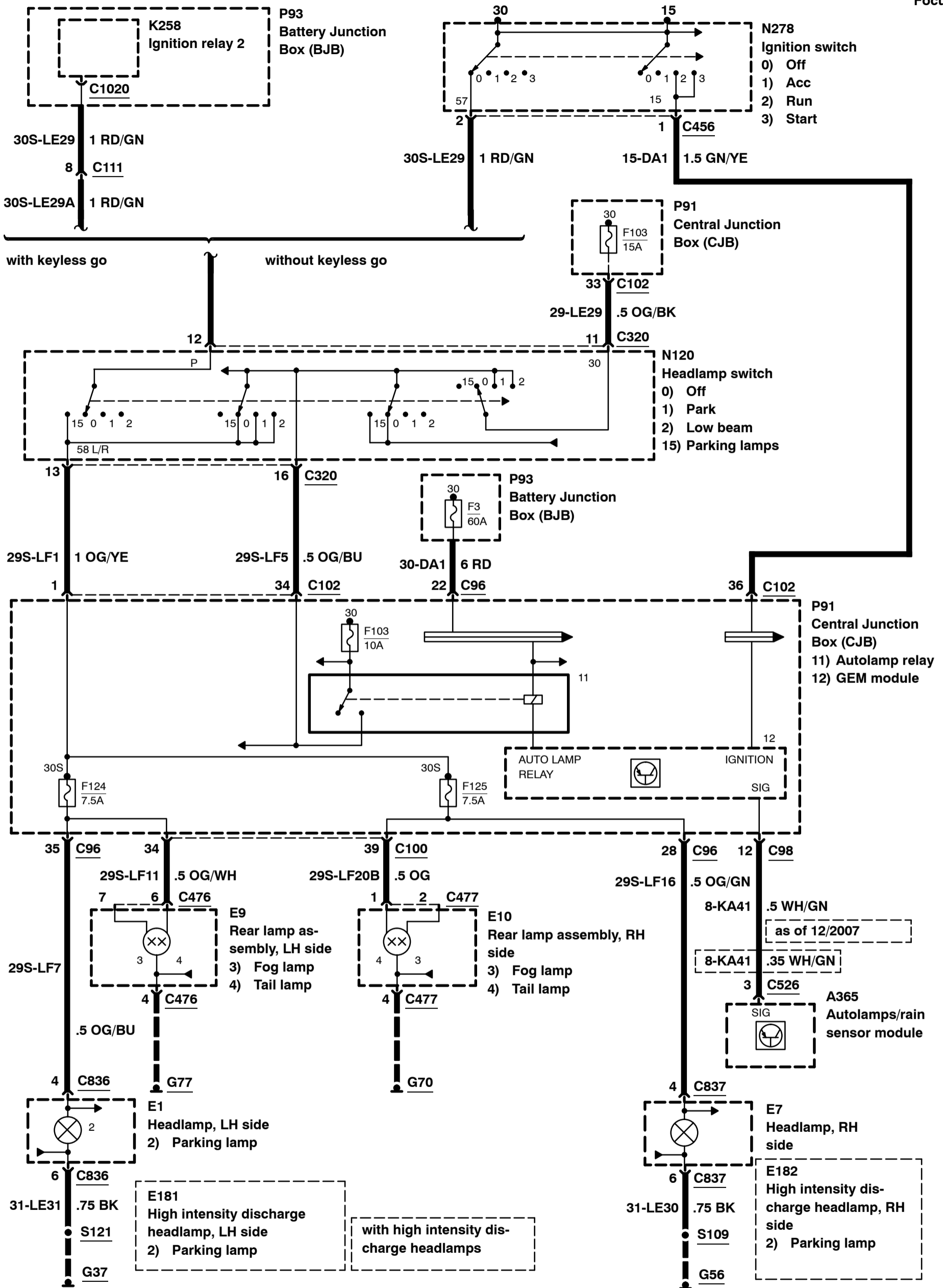
Exterior Lighting – Position and Parking Lamps, with autolamps, 3-door model/5-door model

2008
417-01-00-44
2008.75
Focus



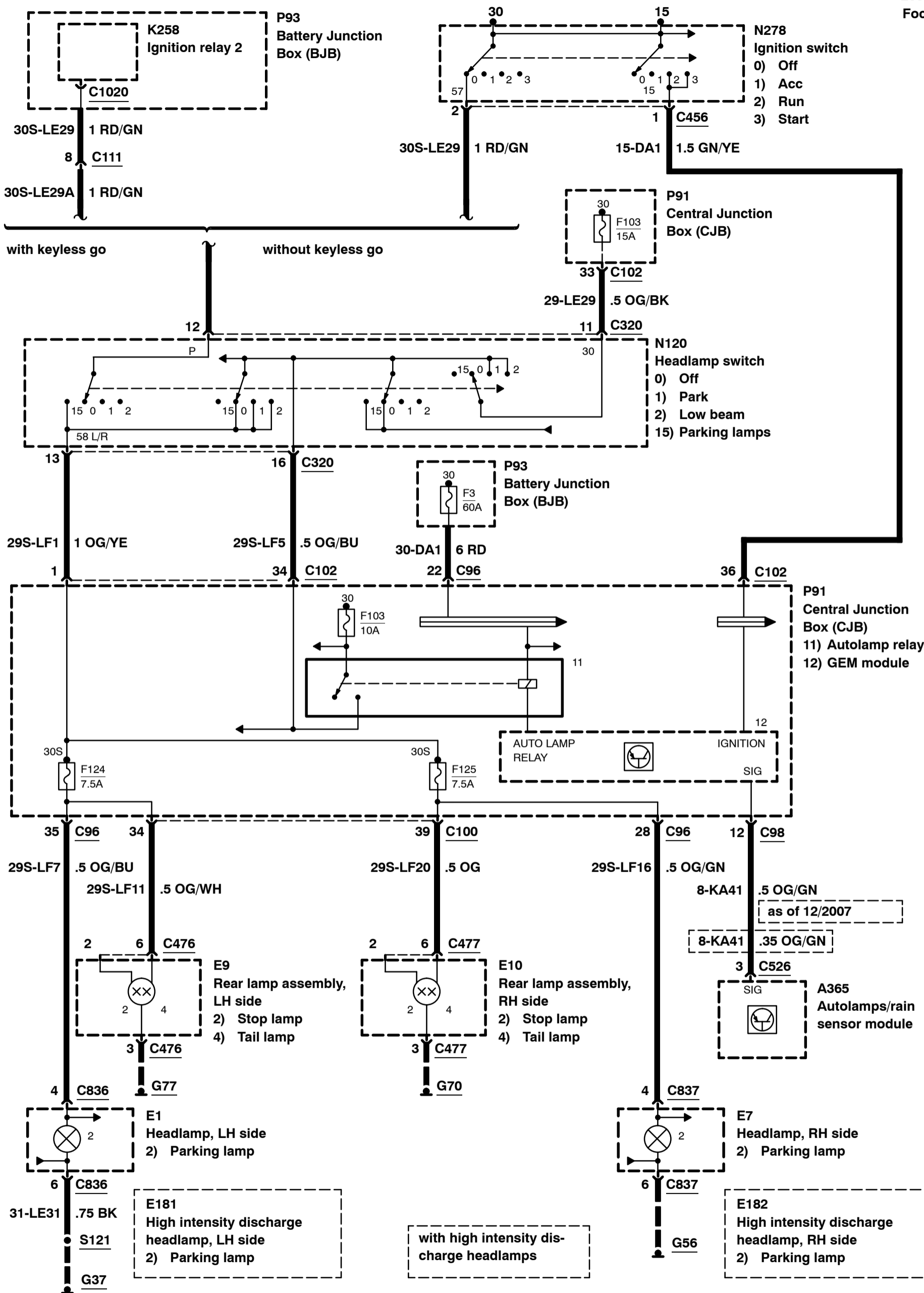
Exterior Lighting – Position and Parking Lamps, with autolamps, 4-door model

2008
417-01-00-45
2008.75
Focus



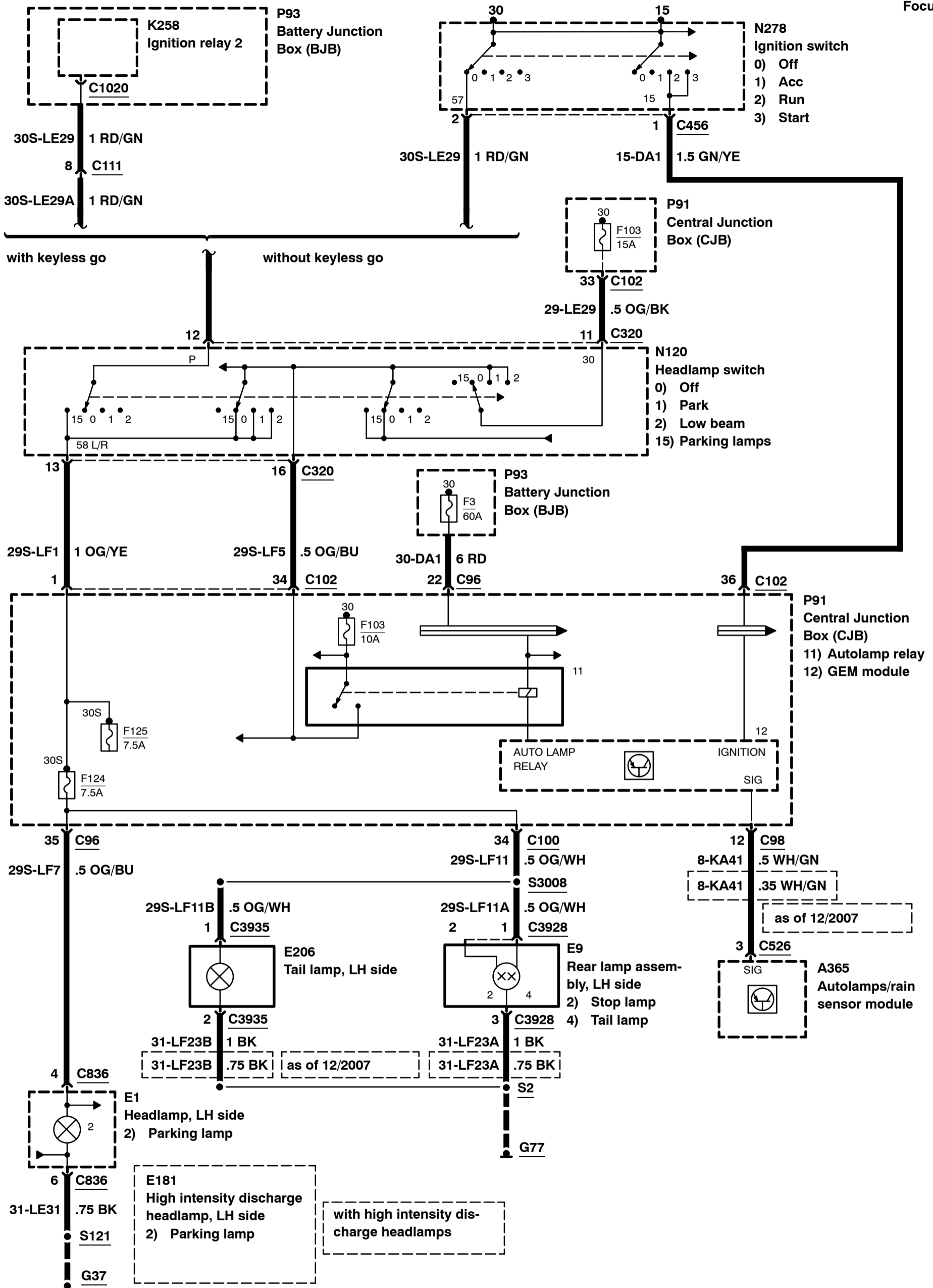
Exterior Lighting – Position and Parking Lamps, with autolamps, wagon

2008
417-01-00-46
2008.75
Focus



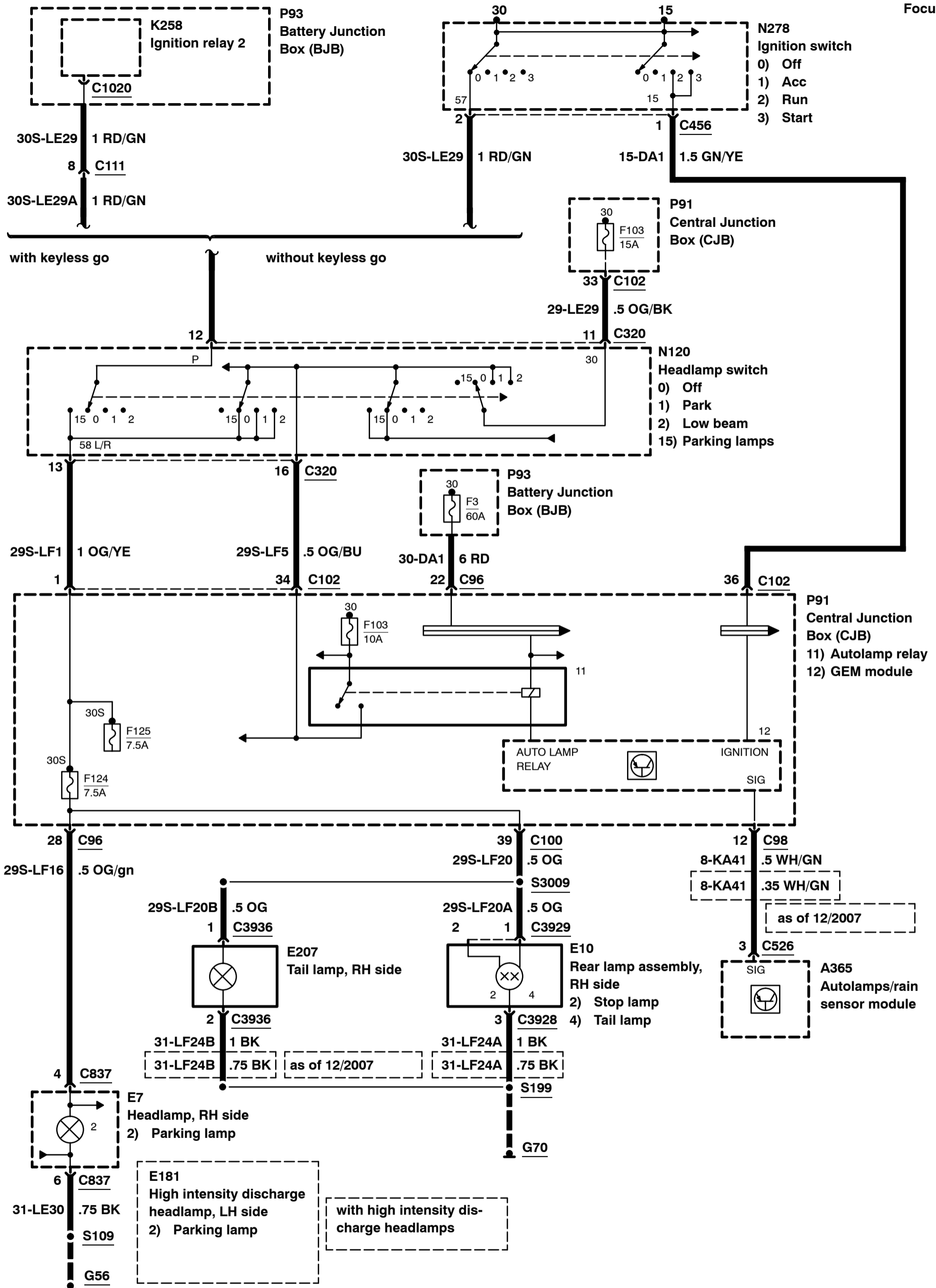
Exterior Lighting – Position and Parking Lamps, with autolamps, Coupé–Cabriolet

2008
417-01-00-47
2008.75
Focus

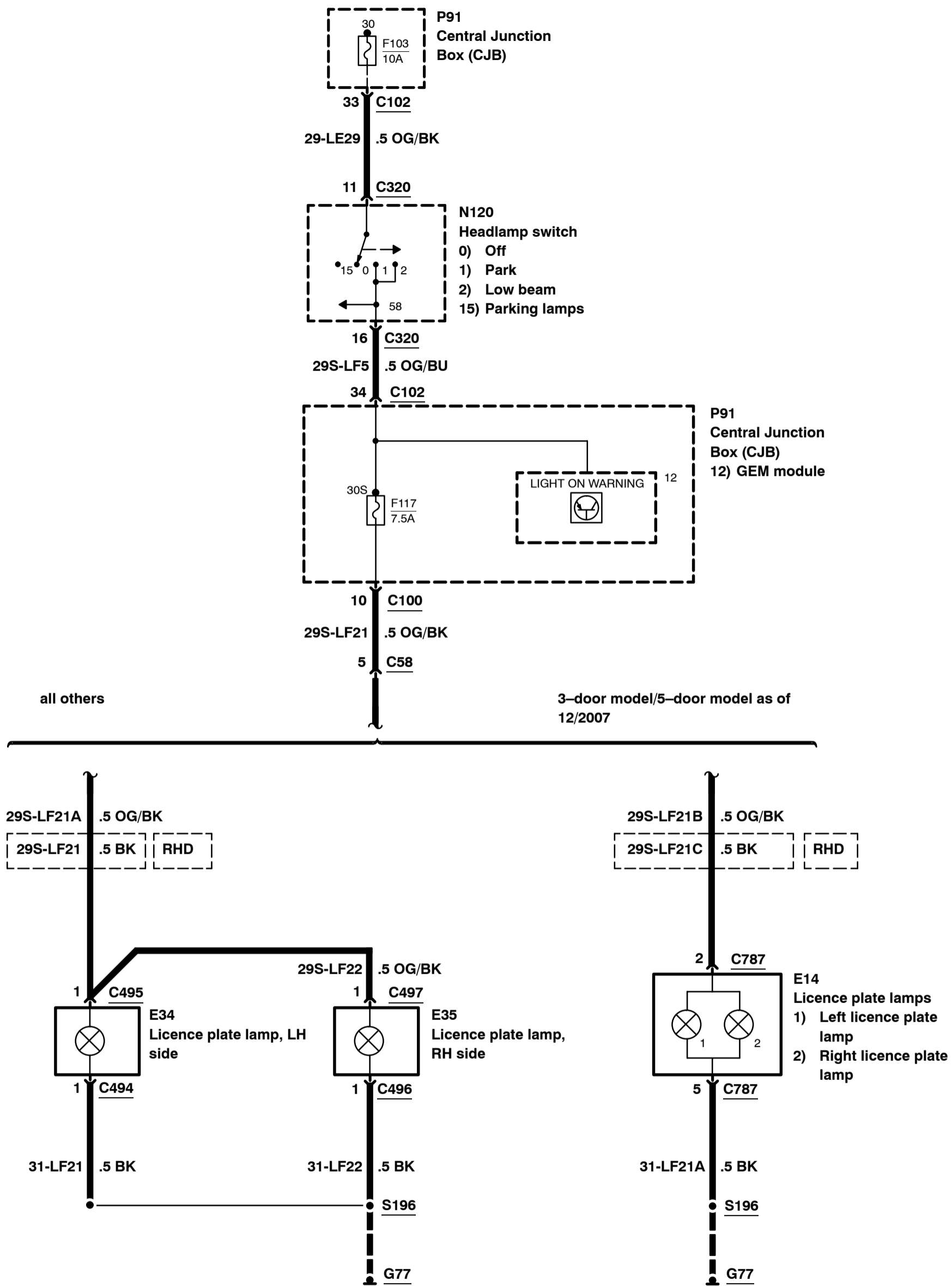


Exterior Lighting – Position and Parking Lamps, with autolamps, Coupé–Cabriolet

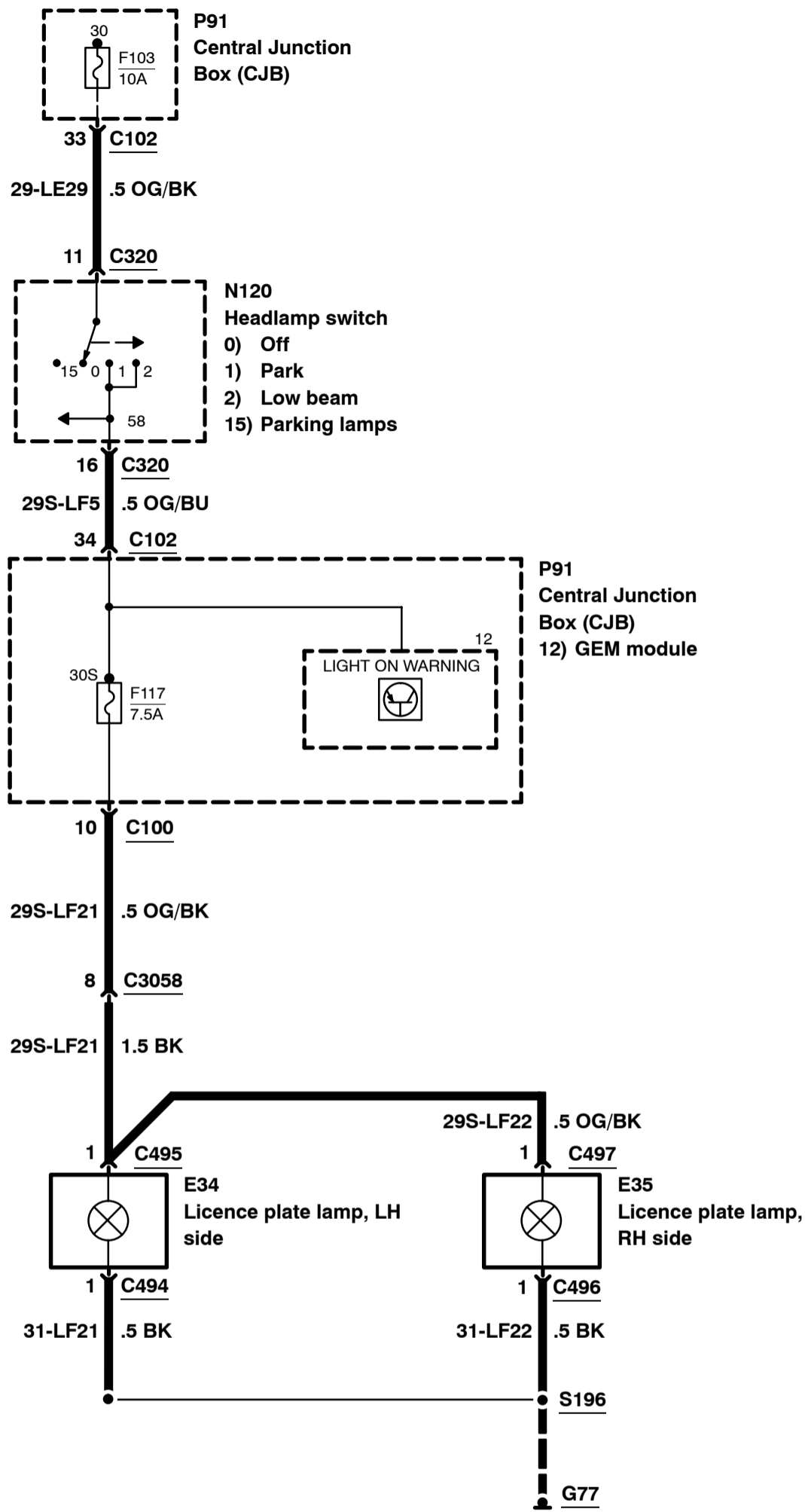
2008
417-01-00-48
20087.75
Focus



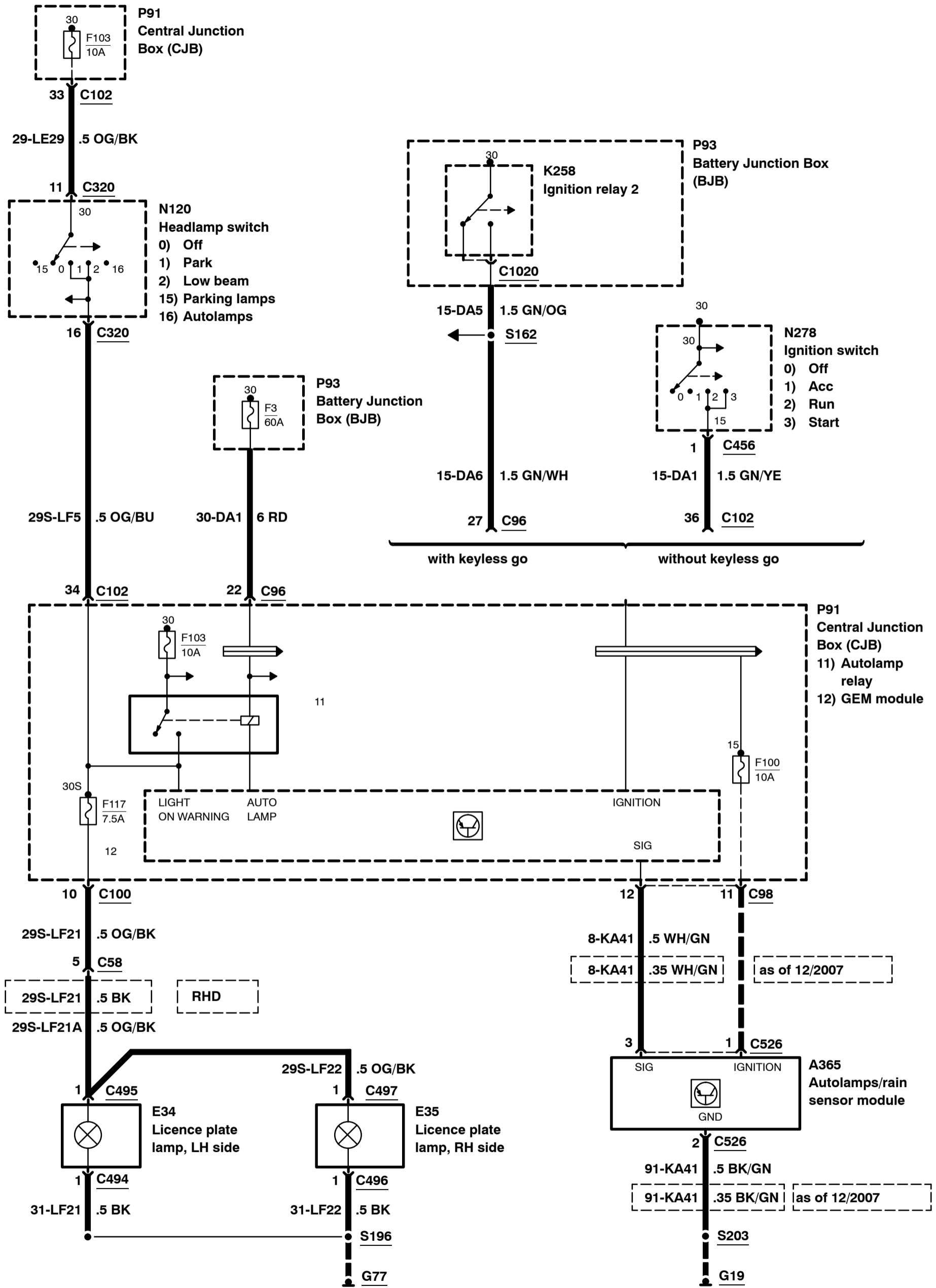
Exterior Lighting – Licence Plate Illumination, without daytime running lamps, except Coupé–Cabriolet



Exterior Lighting – Licence Plate Illumination, without daytime running lamps, Coupé–Cabriolet

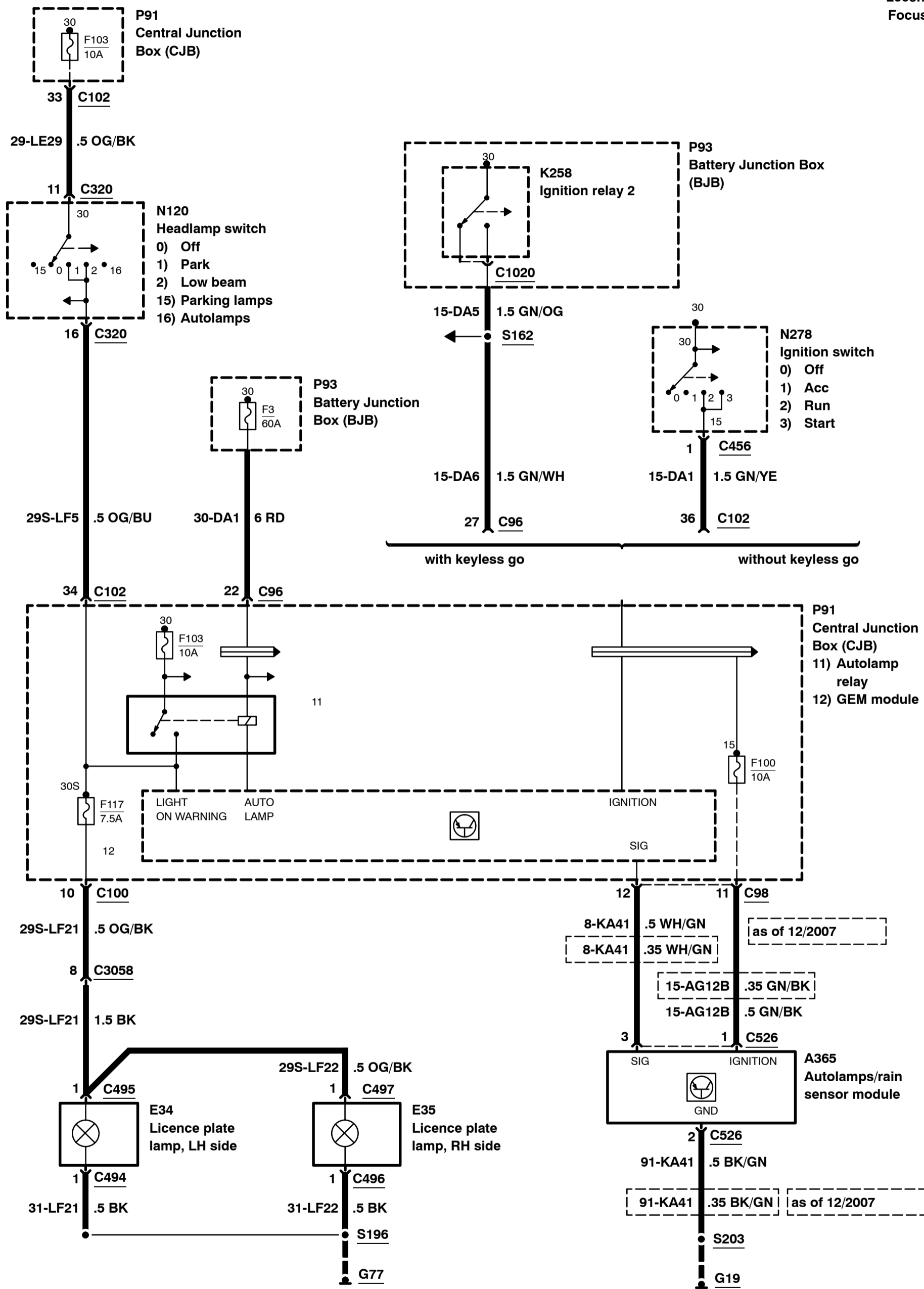


Exterior Lighting – Licence Plate Illumination, with autolamps, except Coupé-Cabriolet

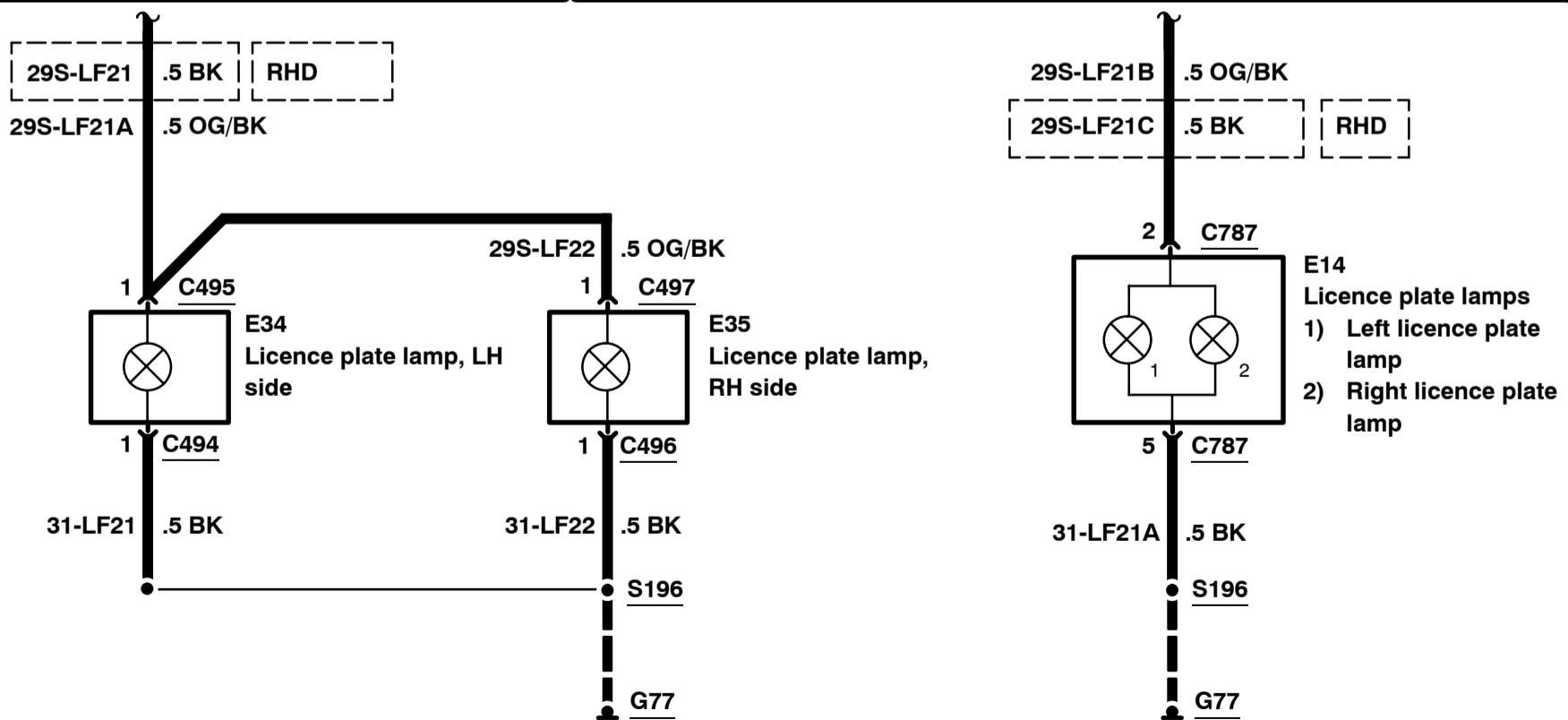
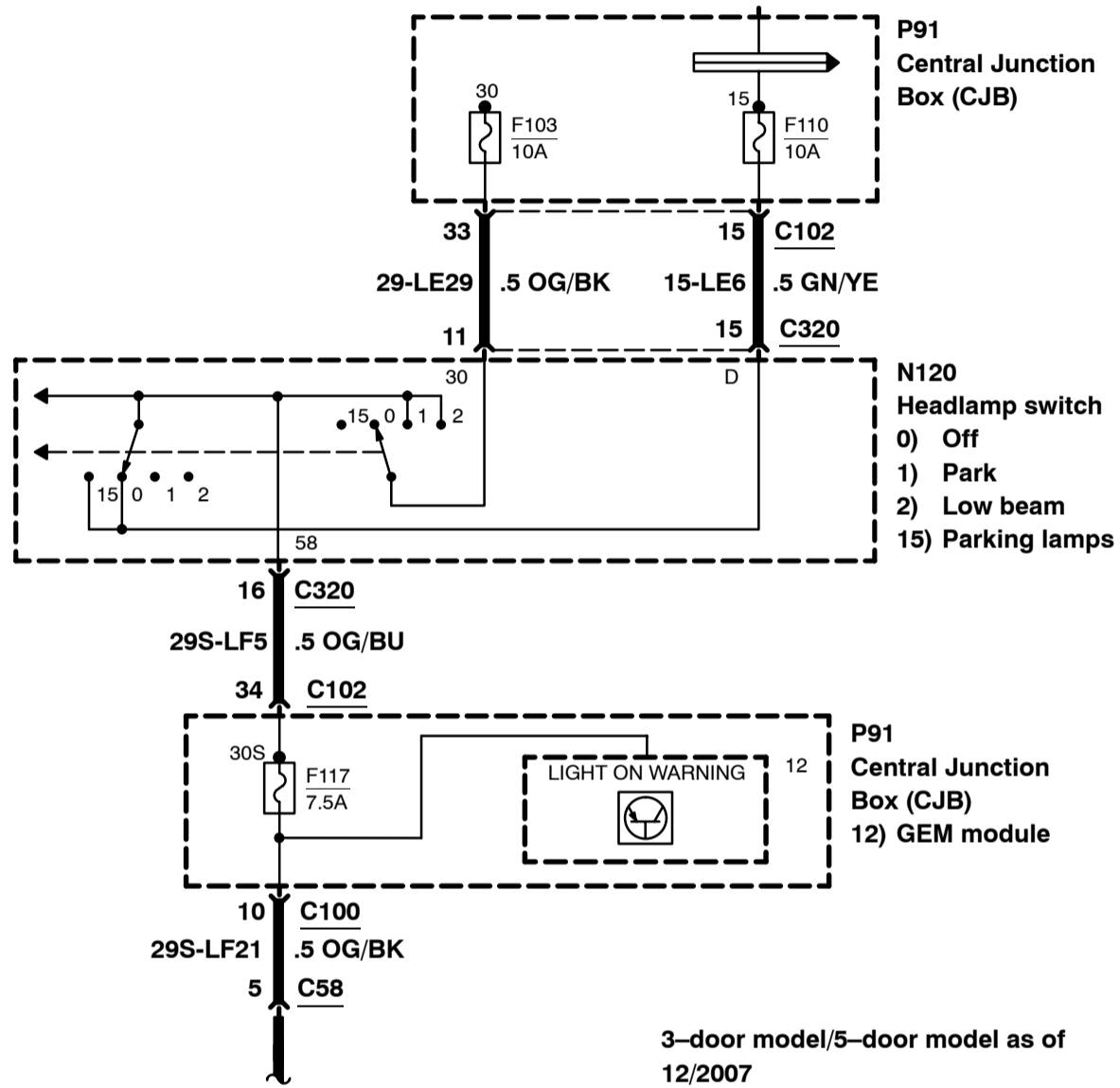



Exterior Lighting – Licence Plate Illumination, with autolamps, Coupé–Cabriolet

2008
417-01-00-52
2008.75
Focus

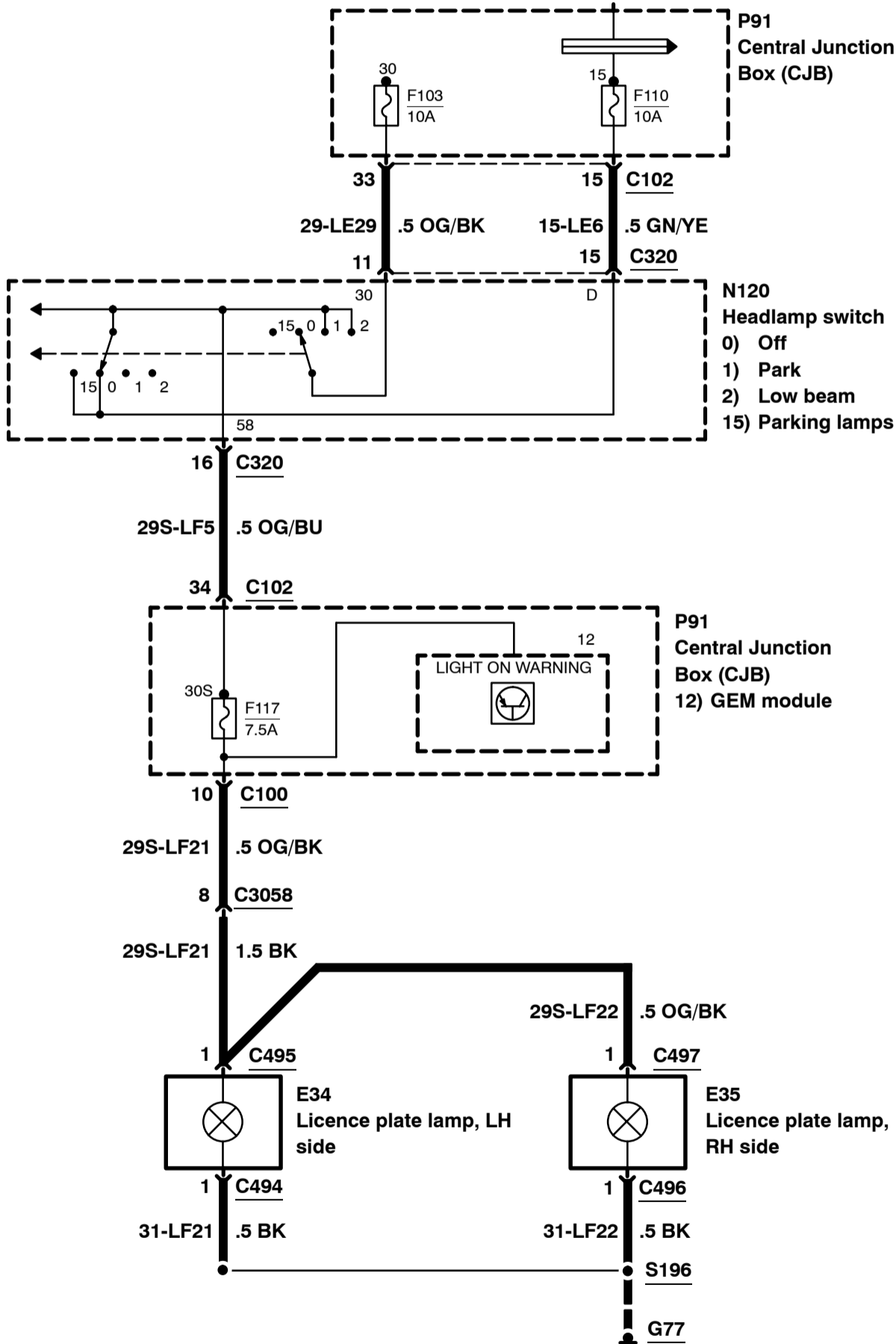



Exterior Lighting – Licence Plate Illumination, with daytime running lamps, except Coupé–Cabriolet



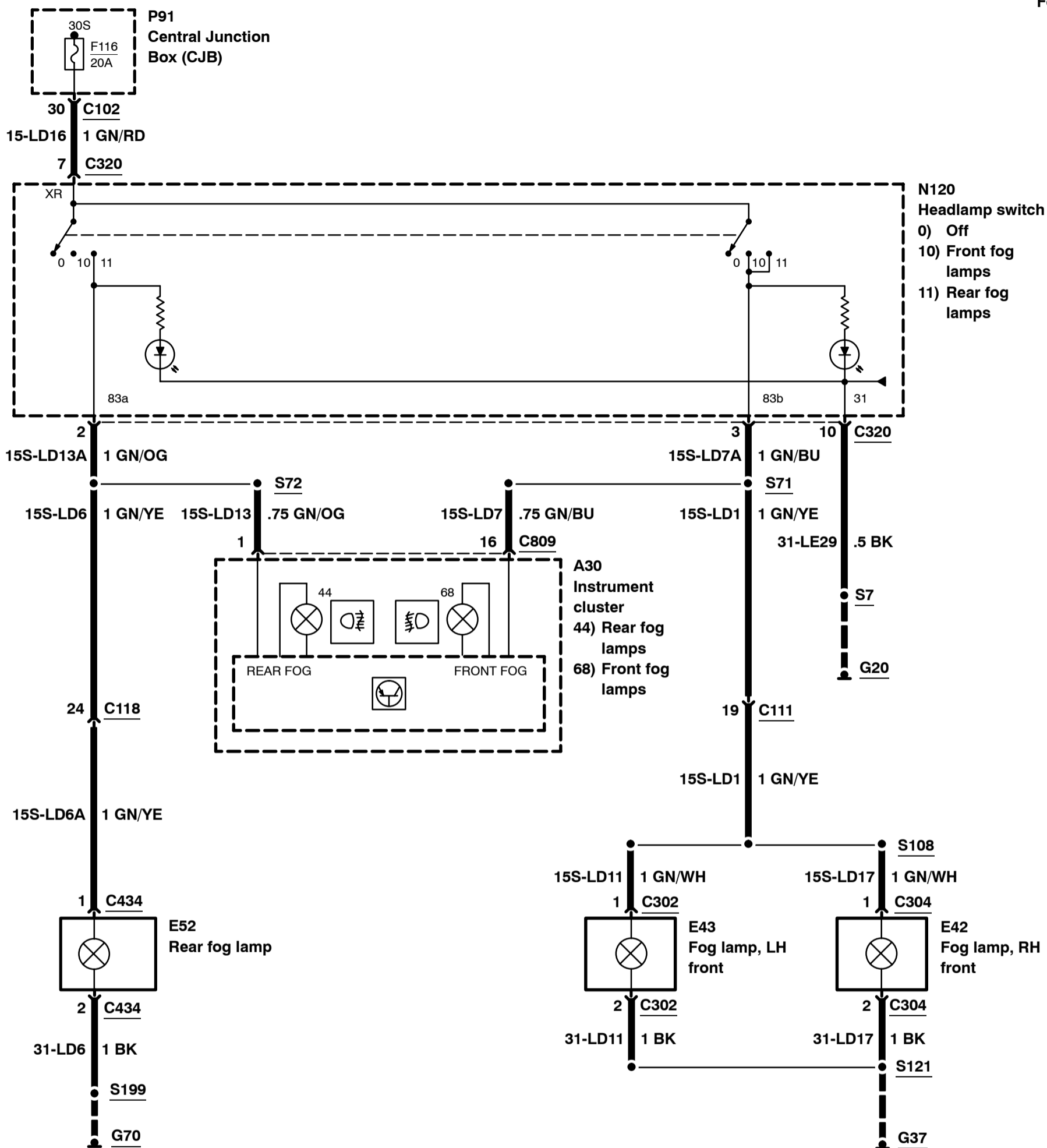
Exterior Lighting – Licence Plate Illumination, with daytime running lamps, Coupé-Cabriolet

2008
417-01-00-54
2008.75
Focus



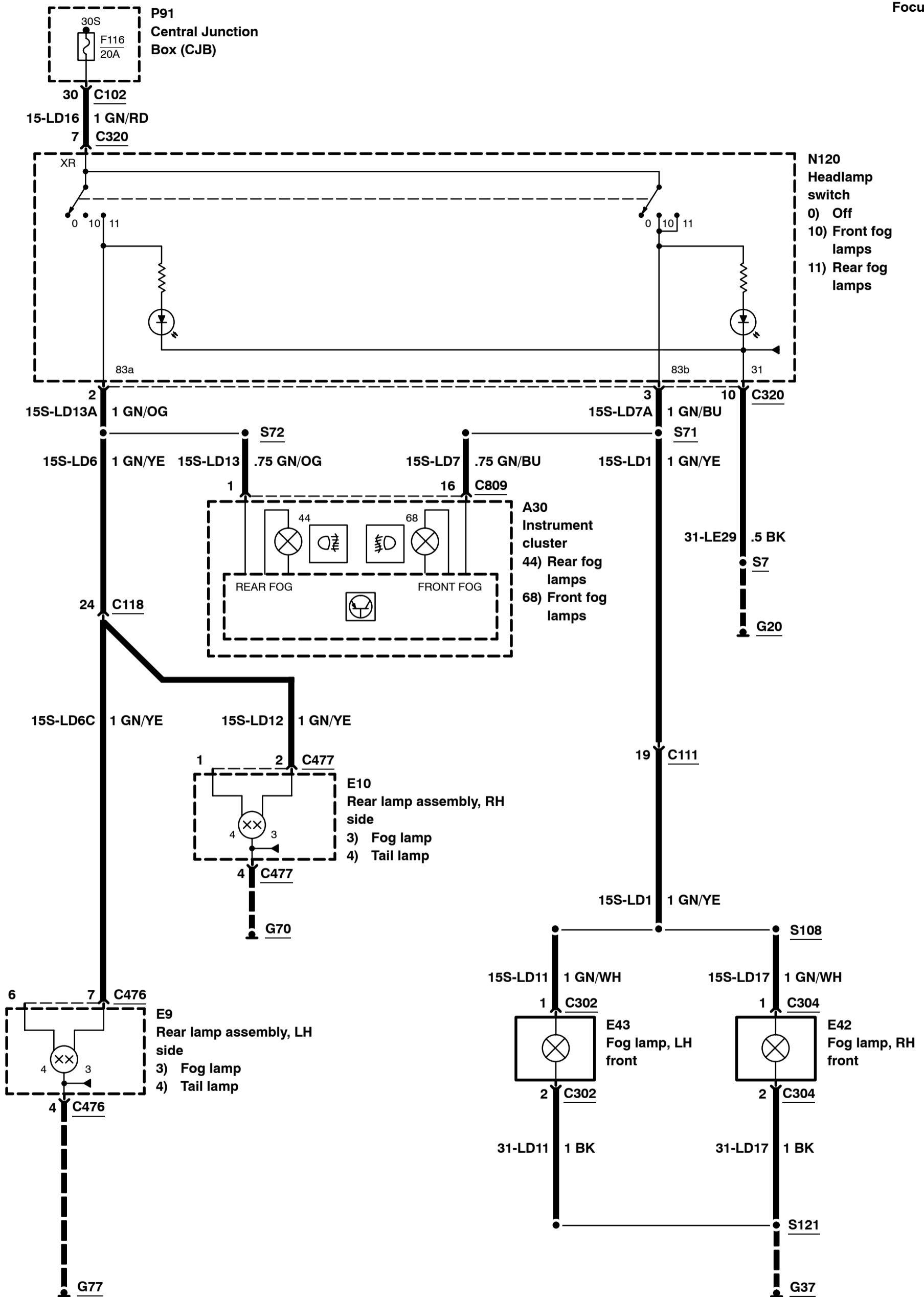
Exterior Lighting – Fog lamps, 3-door model/5-door model

2008
417-01-00-55
2008.75
Focus



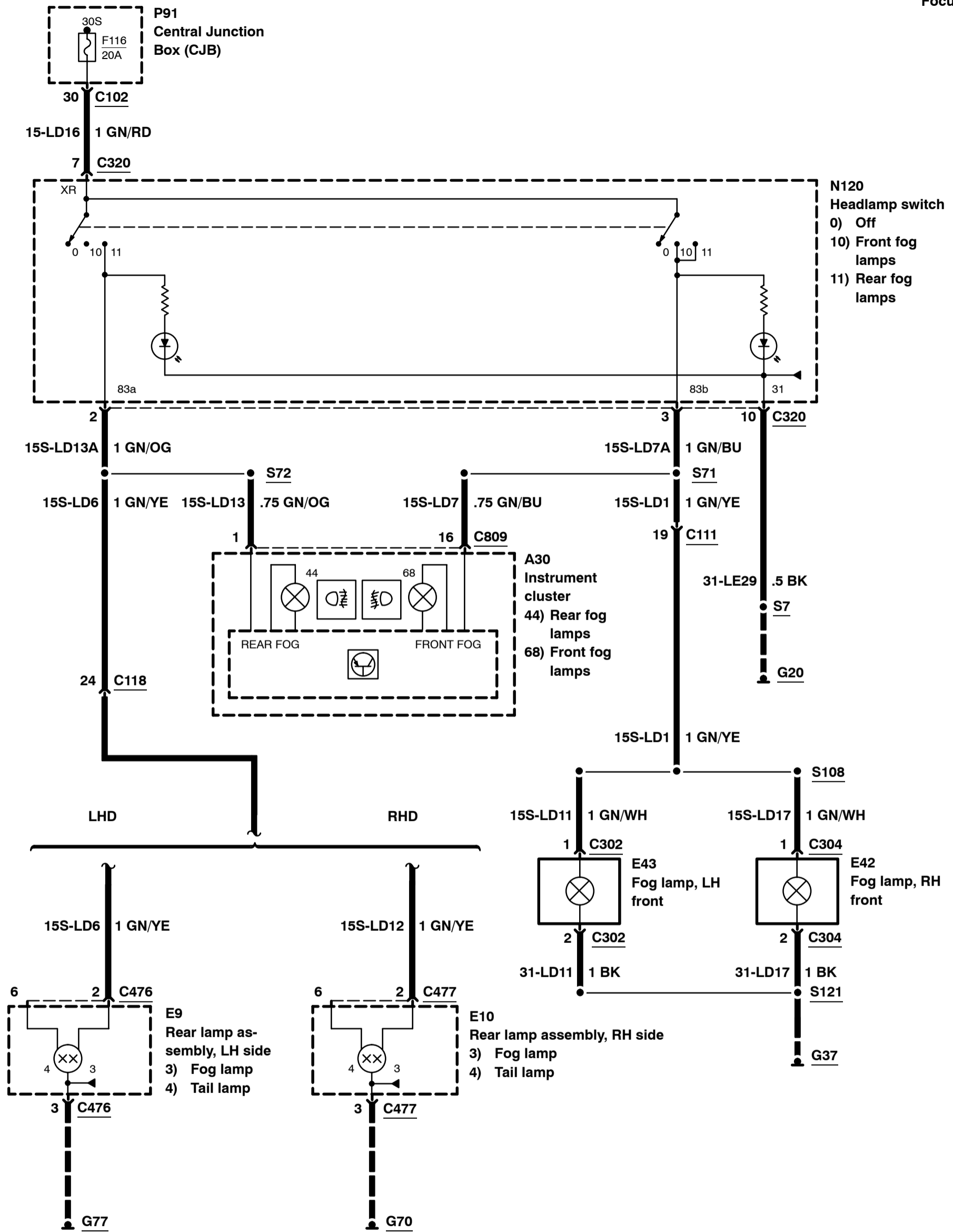
Exterior Lighting – Fog lamps, 4-door model

2008
417-01-00-56
2008.75
Focus



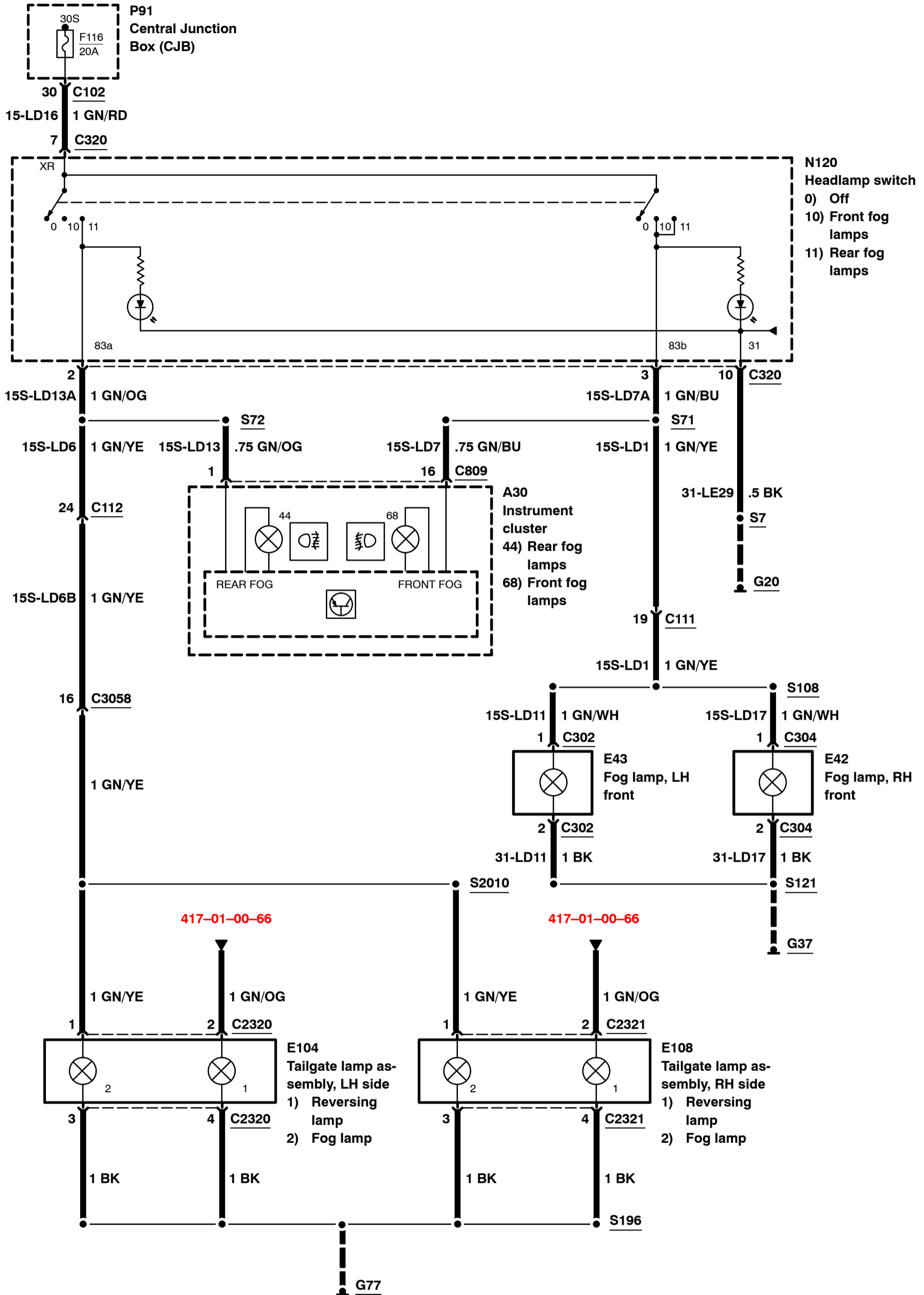
Exterior Lighting – Fog lamps, wagon

2008
417-01-00-57
2008.75
Focus



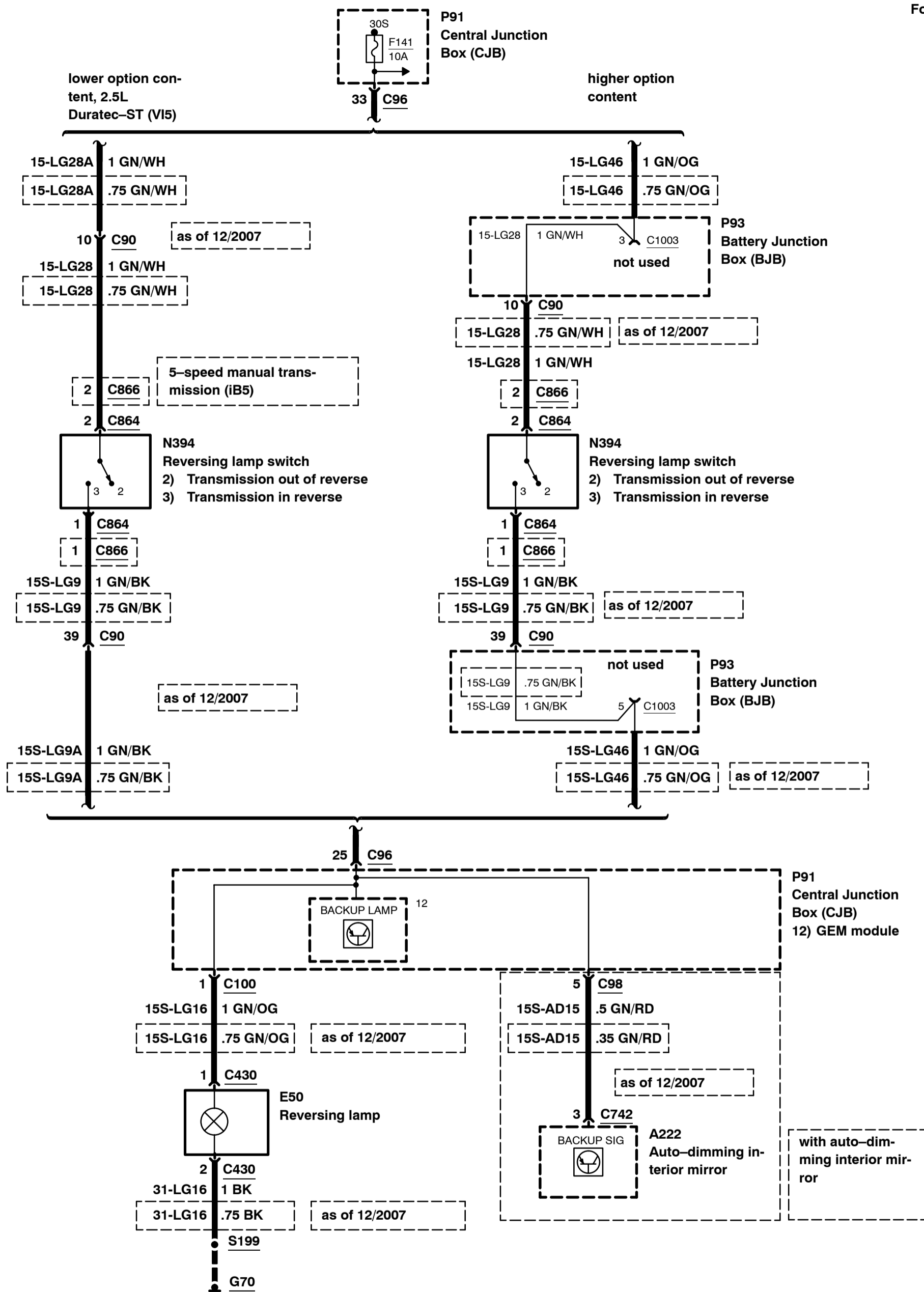
Exterior Lighting – Fog lamps, Coupé–Cabriolet

2008
417-01-00-58
2008.75
Focus



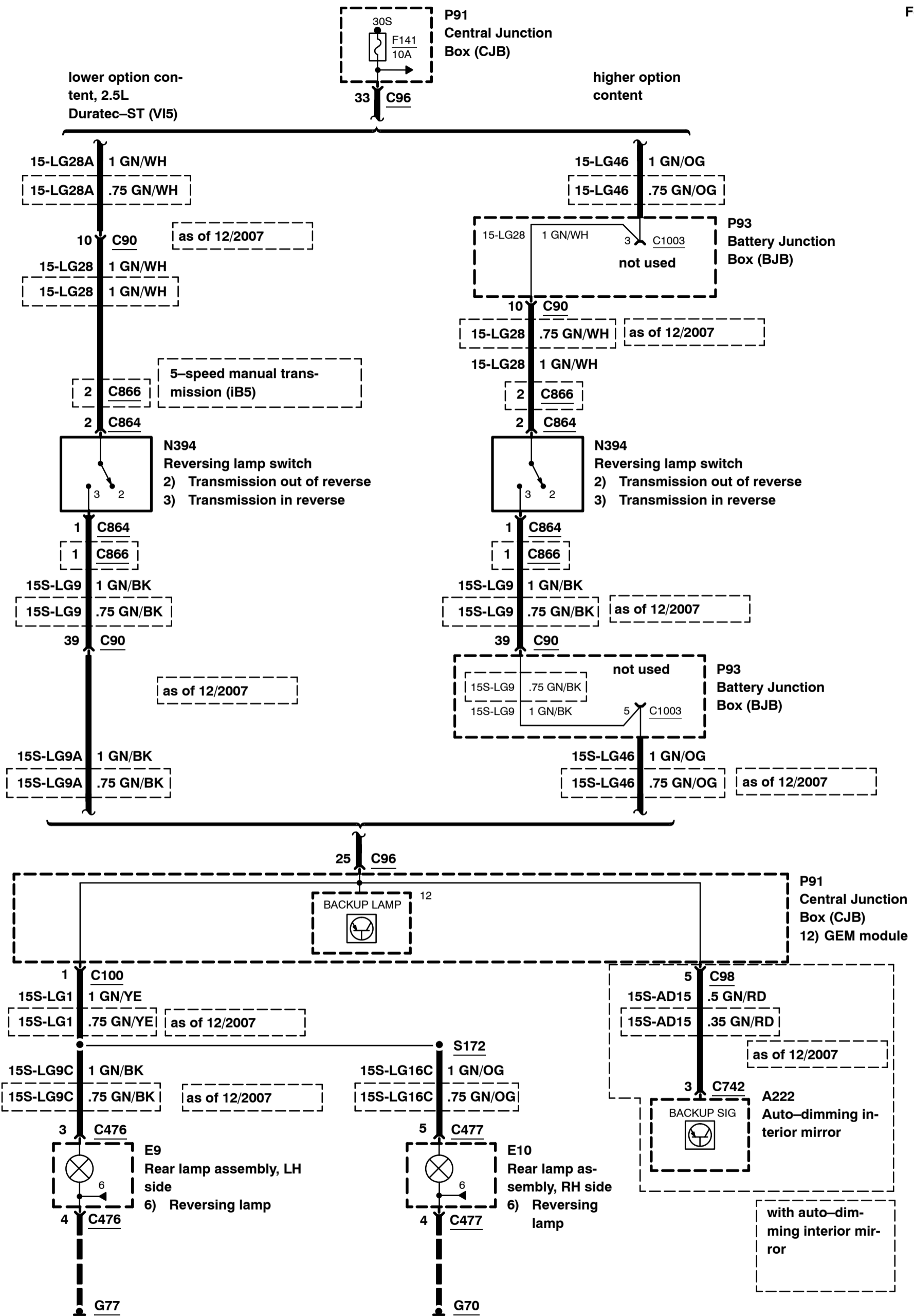
Exterior Lighting – Reversing lamps, manual transmission, 3-door model/5-door model

2008
417-01-00-59
2008.75
Focus



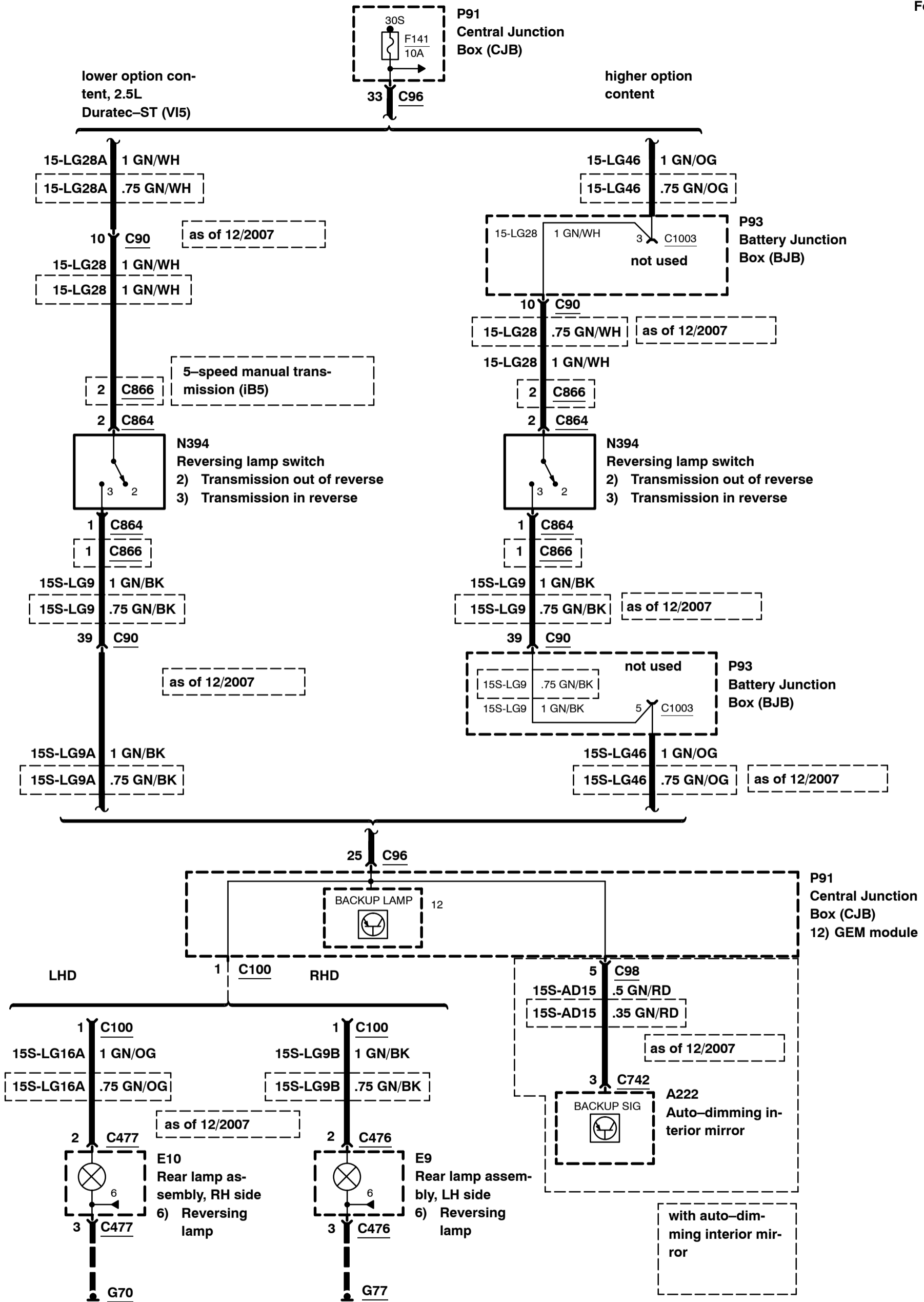
Exterior Lighting – Reversing lamps, manual transmission, 4-door model

2008
417-01-00-60
2008.75
Focus

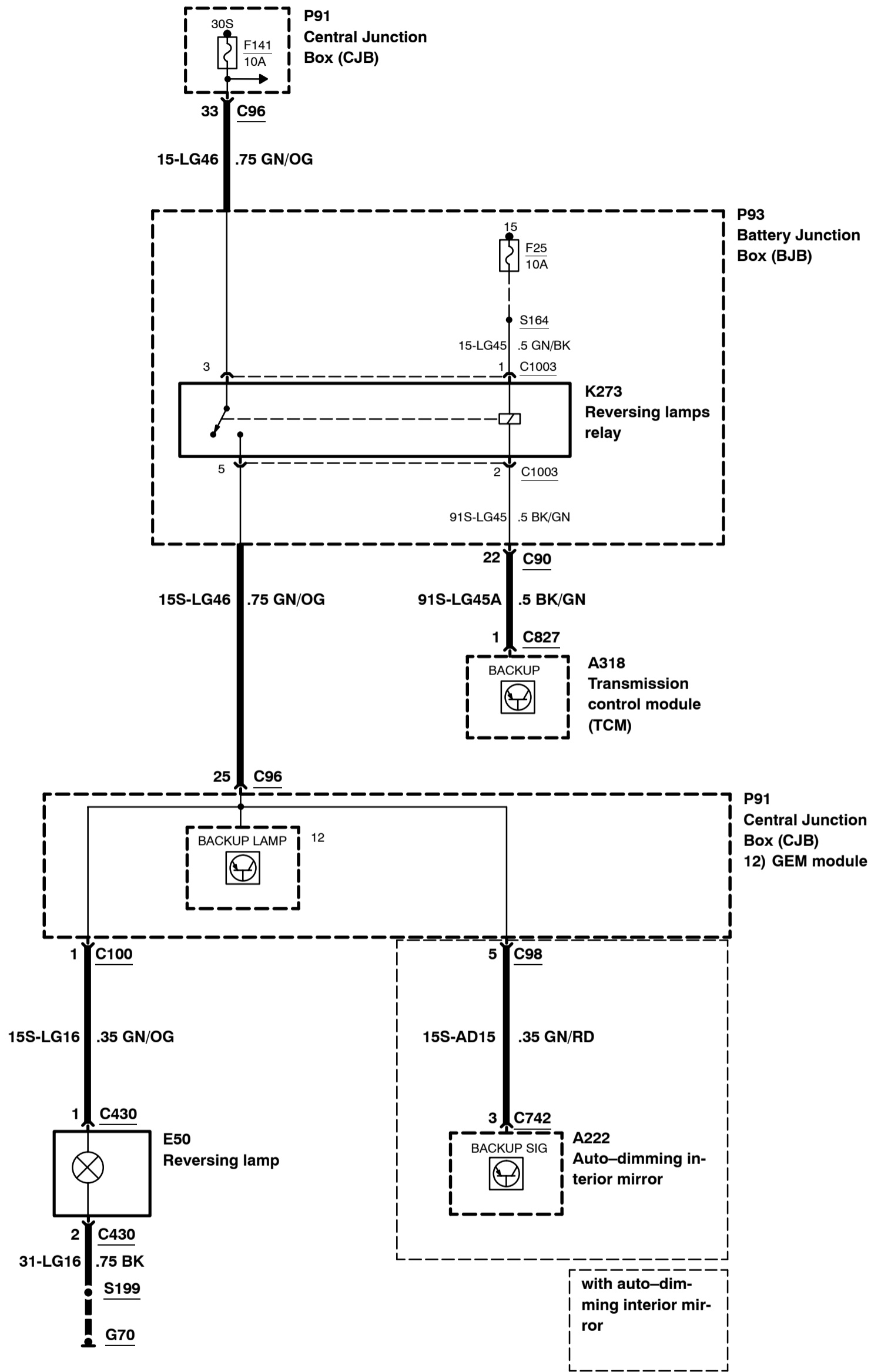


Exterior Lighting – Reversing lamps, manual transmission, wagon

2008
417-01-00-61
2008.75
Focus

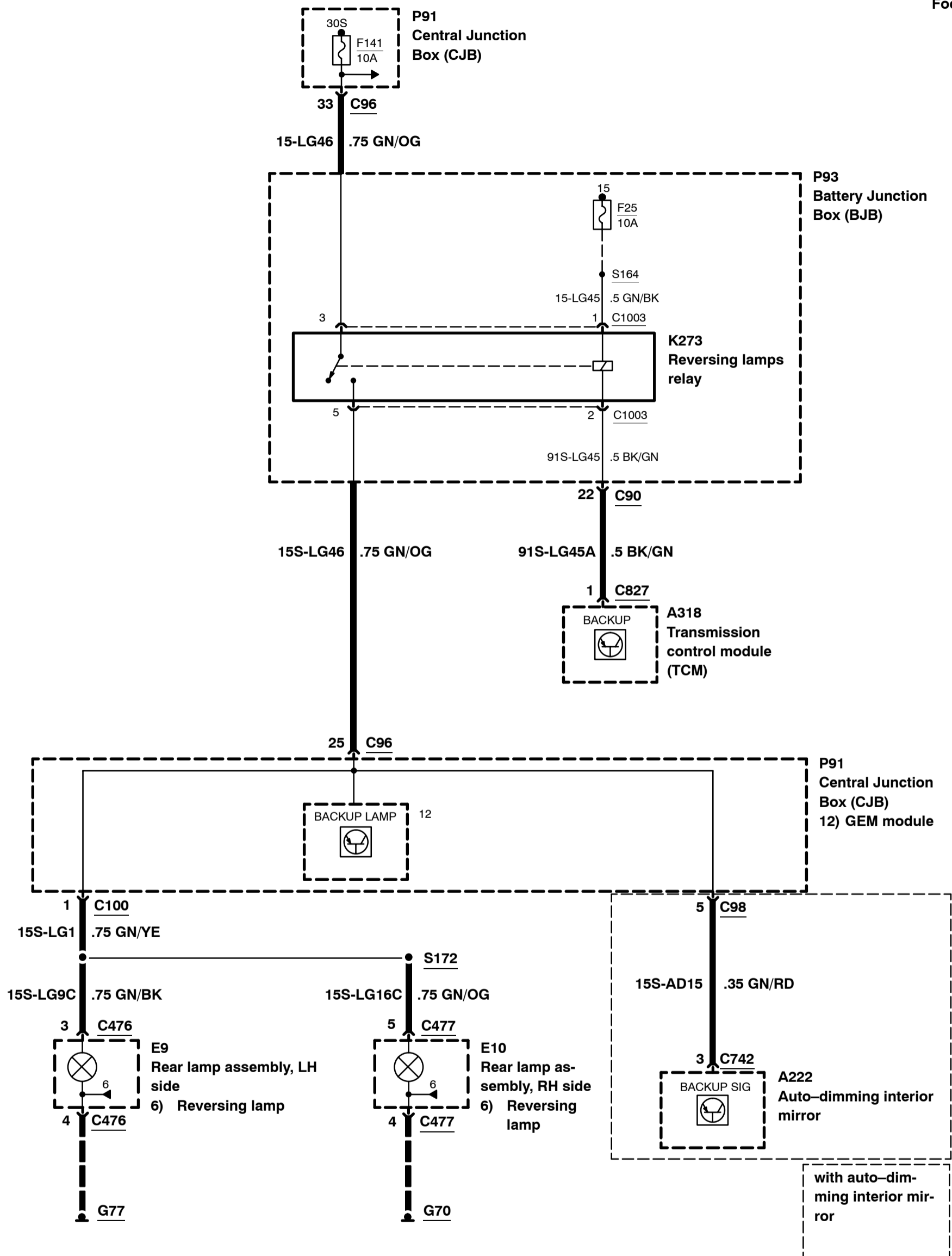


Exterior Lighting – Reversing lamps, manual transmission (MPS6), 3–door model/5–door model



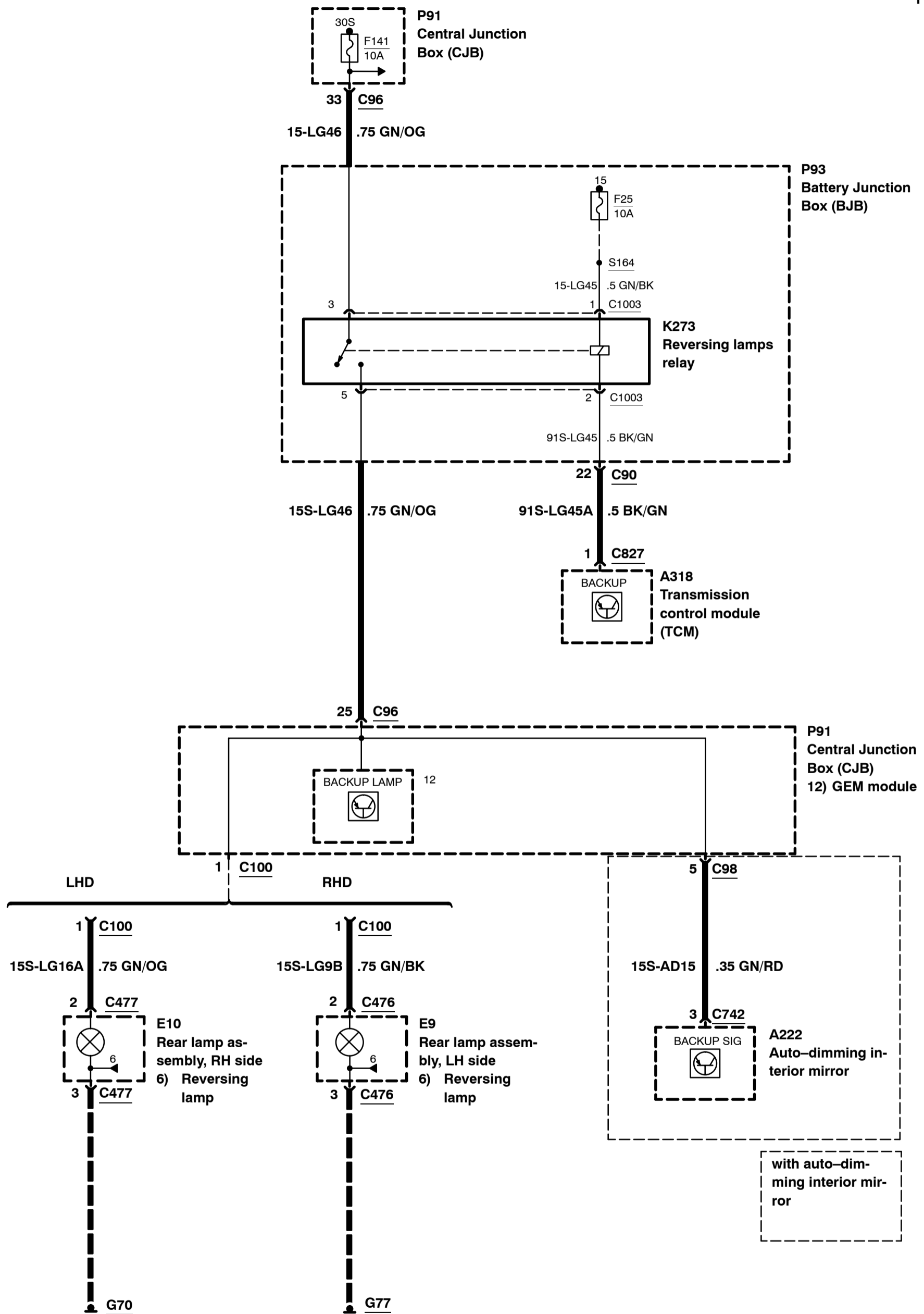
Exterior Lighting – Reversing lamps, manual transmission (MPS6), 4–door model

2008
417-01-00-63
2008.75
Focus

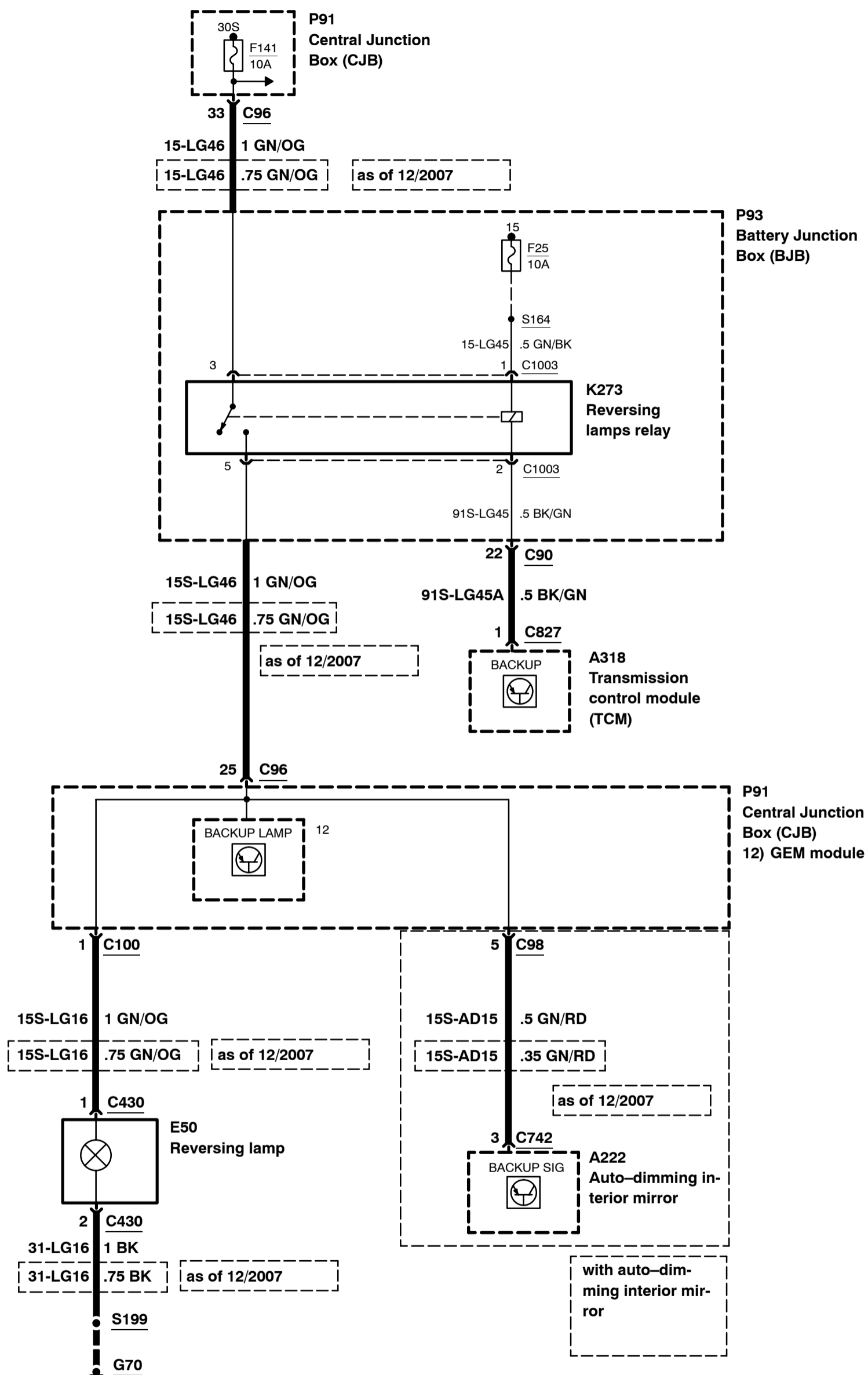


Exterior Lighting – Reversing lamps, manual transmission (MPS6), wagon

2008
417-01-00-64
2008.75
Focus

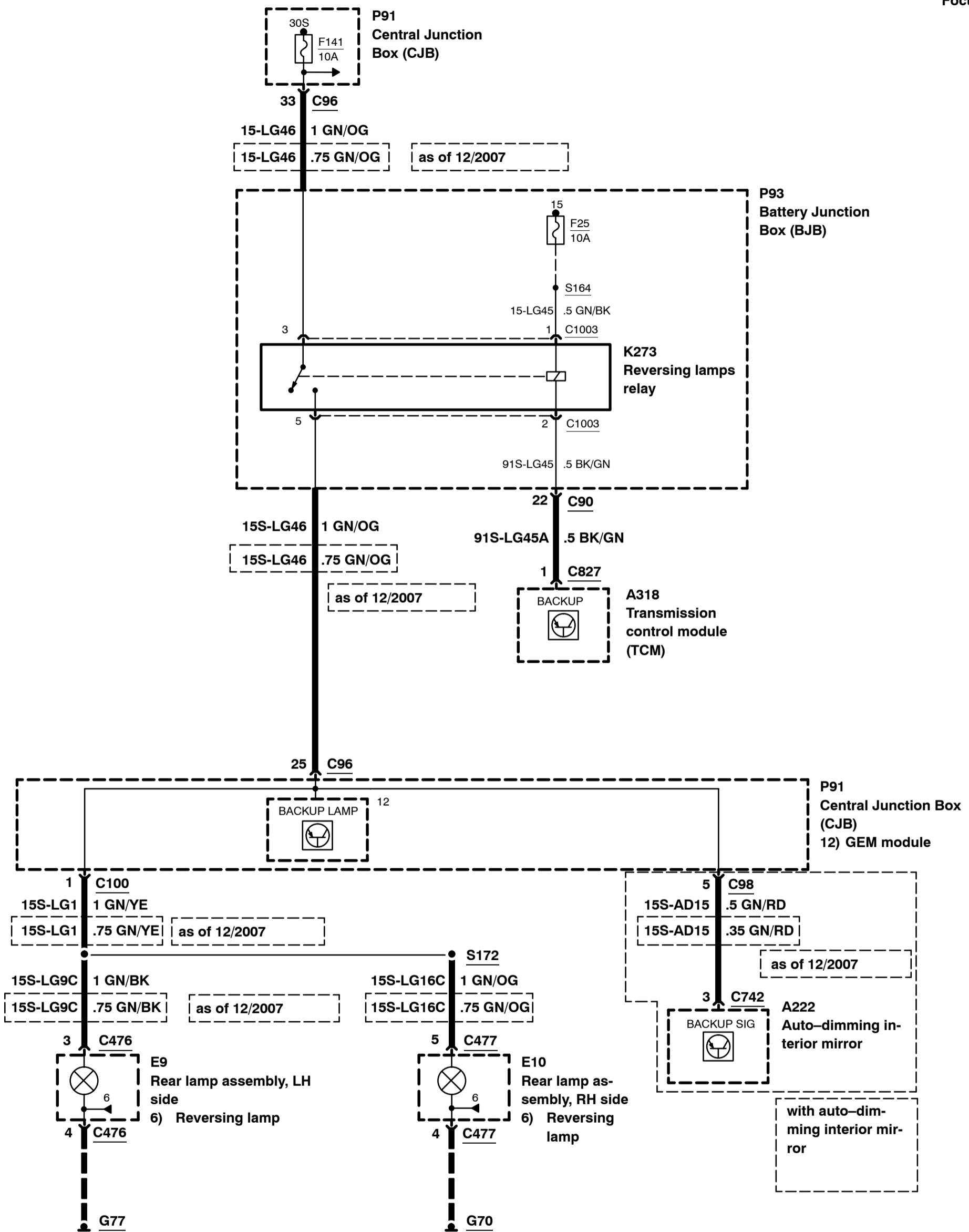


Exterior Lighting – Reversing lamps, manual transmission (MPS6), 3–door model/5–door model



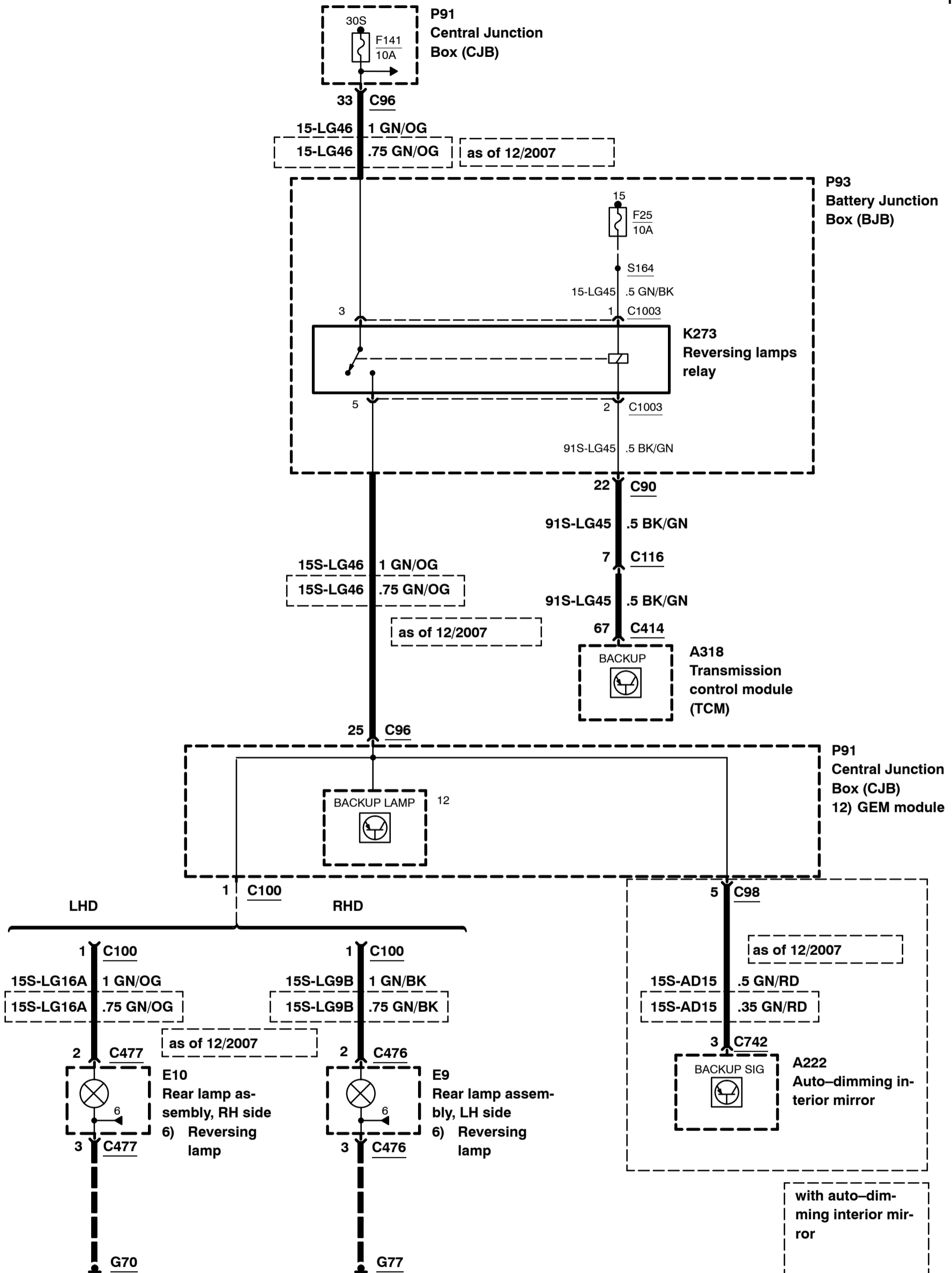
Exterior Lighting – Reversing lamps, manual transmission (MPS6), 3–door model/5–door model

2008
417-01-00-66
2008.75
Focus



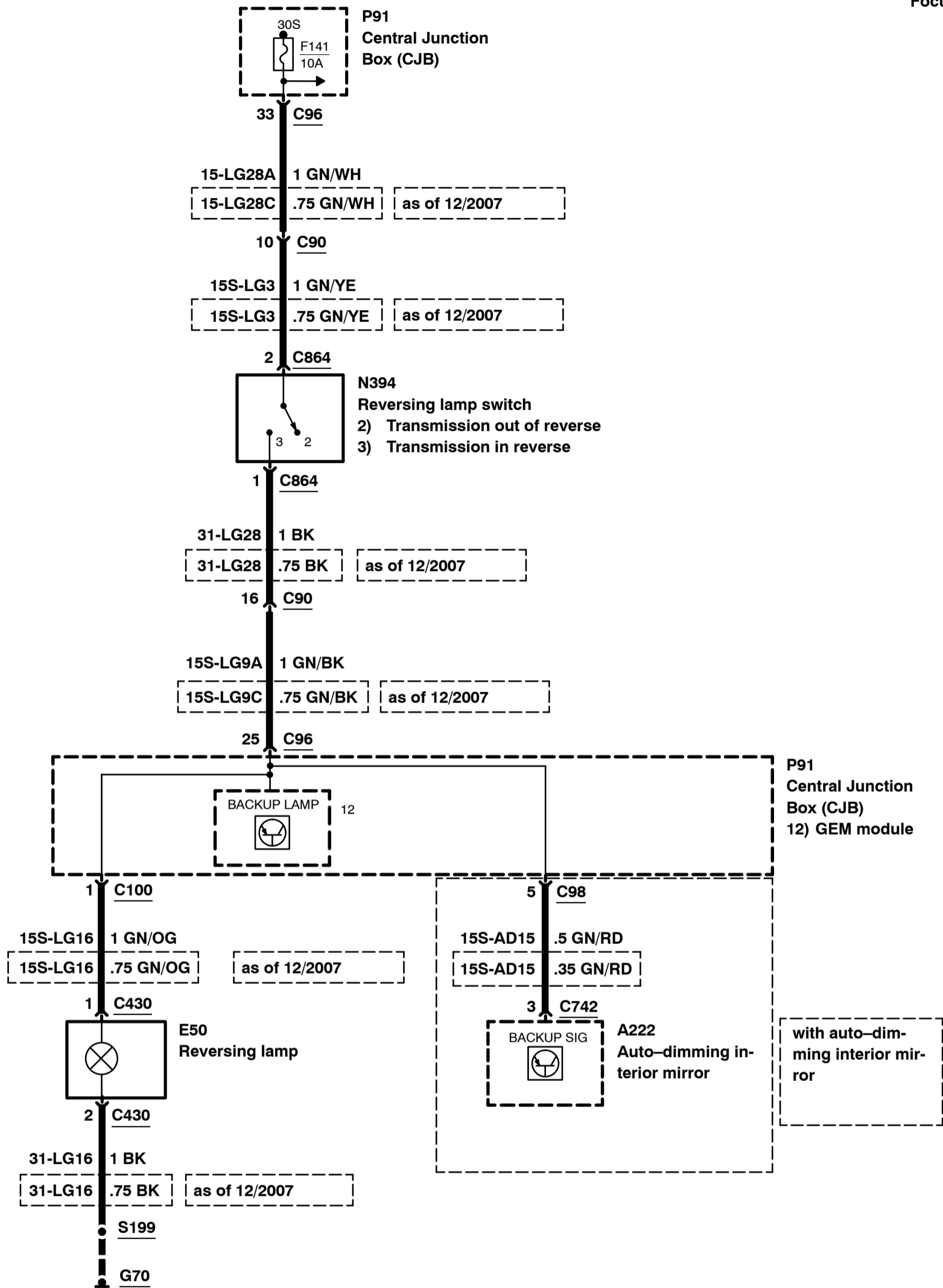
Exterior Lighting – Reversing lamps, automatic transmission, wagon

2008
417-01-00-67
2008.75
Focus



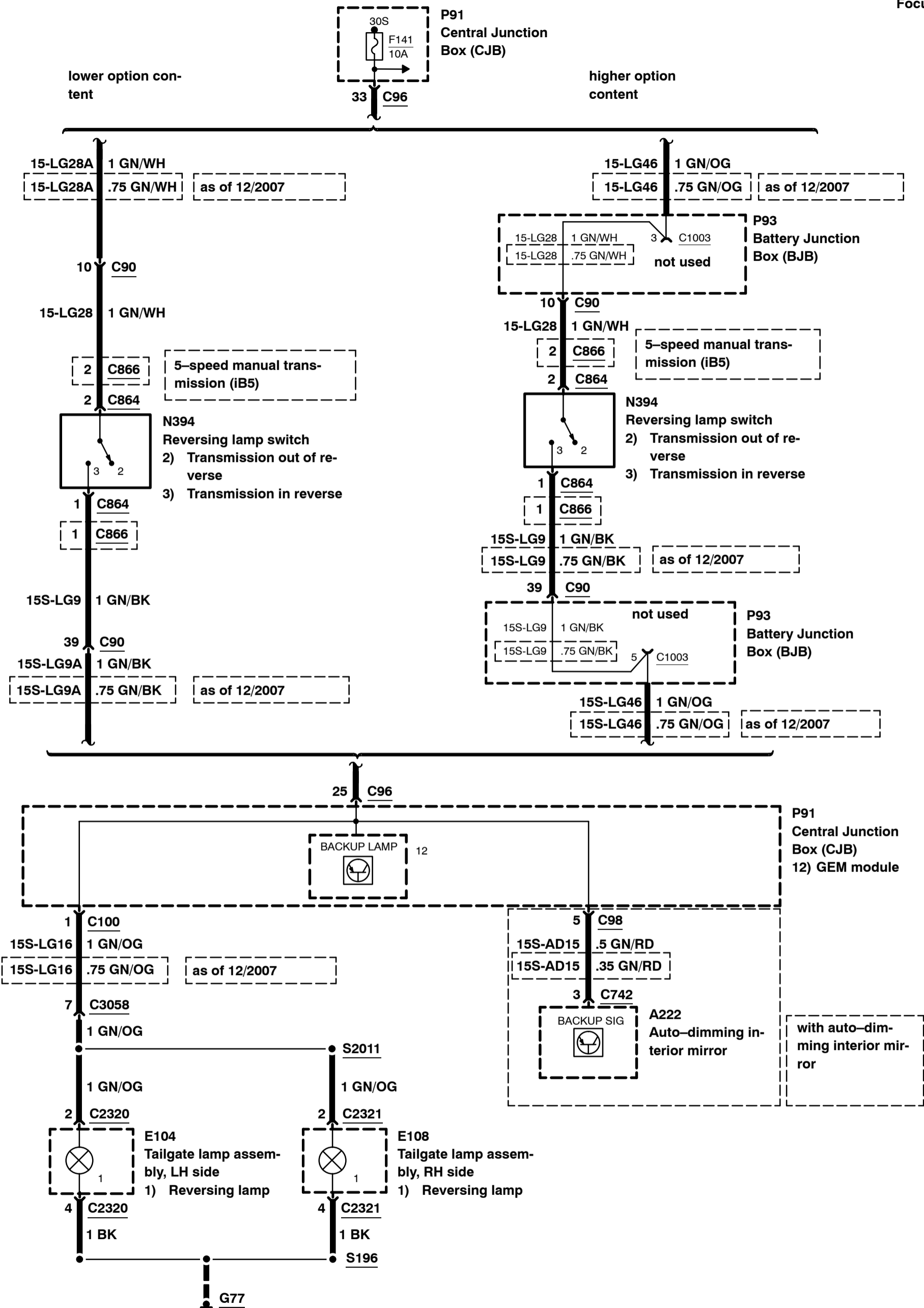
Exterior Lighting – Reversing lamps, manual transmission, 2.5L Duratec–ST (VI5)

2008
417-01-00-68
2008.75
Focus



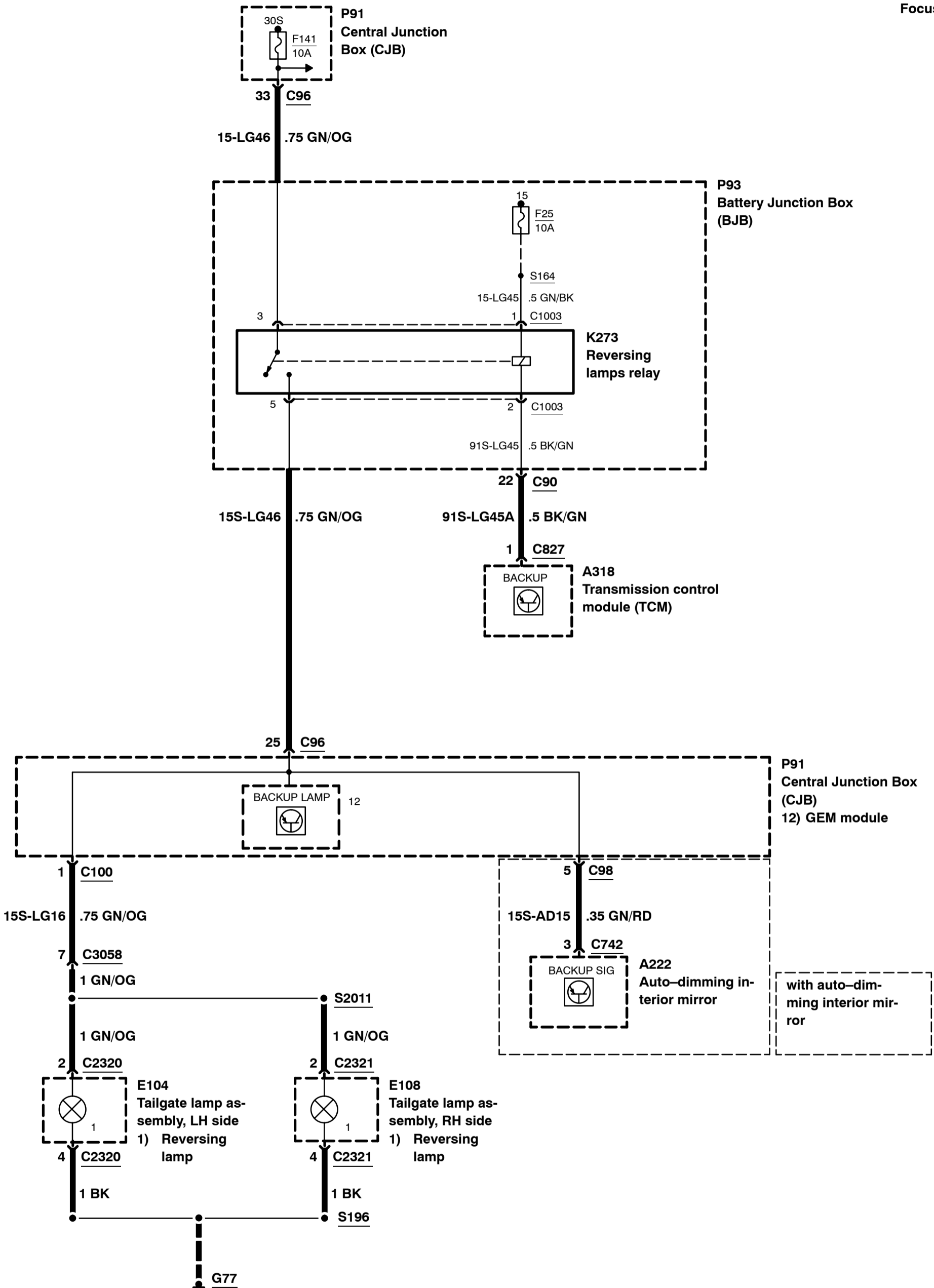
Exterior Lighting – Reversing lamps, manual transmission, Coupé–Cabriolet

2008
417-01-00-69
2008.75
Focus



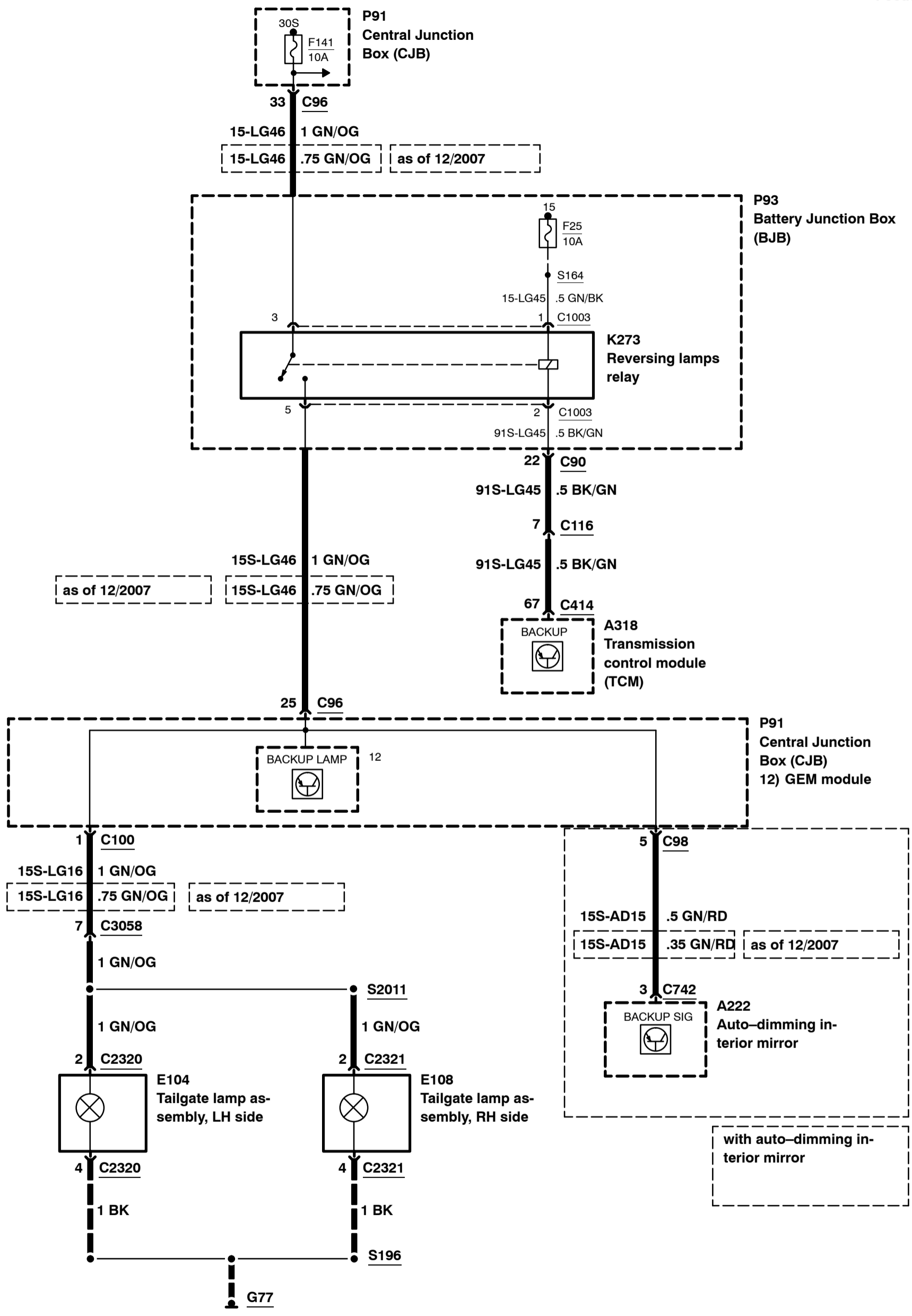
Exterior Lighting – Reversing lamps, manual transmission (MPS6), Coupé–Cabriolet

2008
417-01-00-70
2008.75
Focus



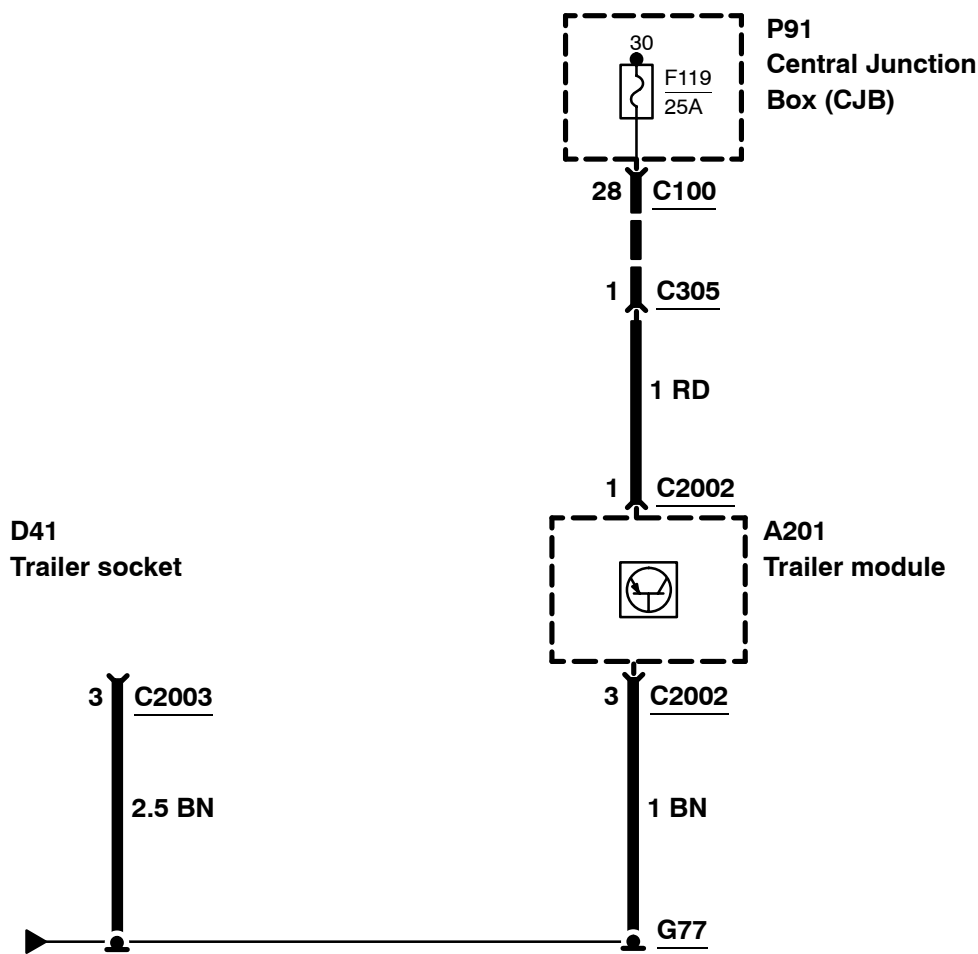
Exterior Lighting – Reversing lamps, automatic transmission, Coupé–Cabriolet

2008
417-01-00-71
2008.75
Focus



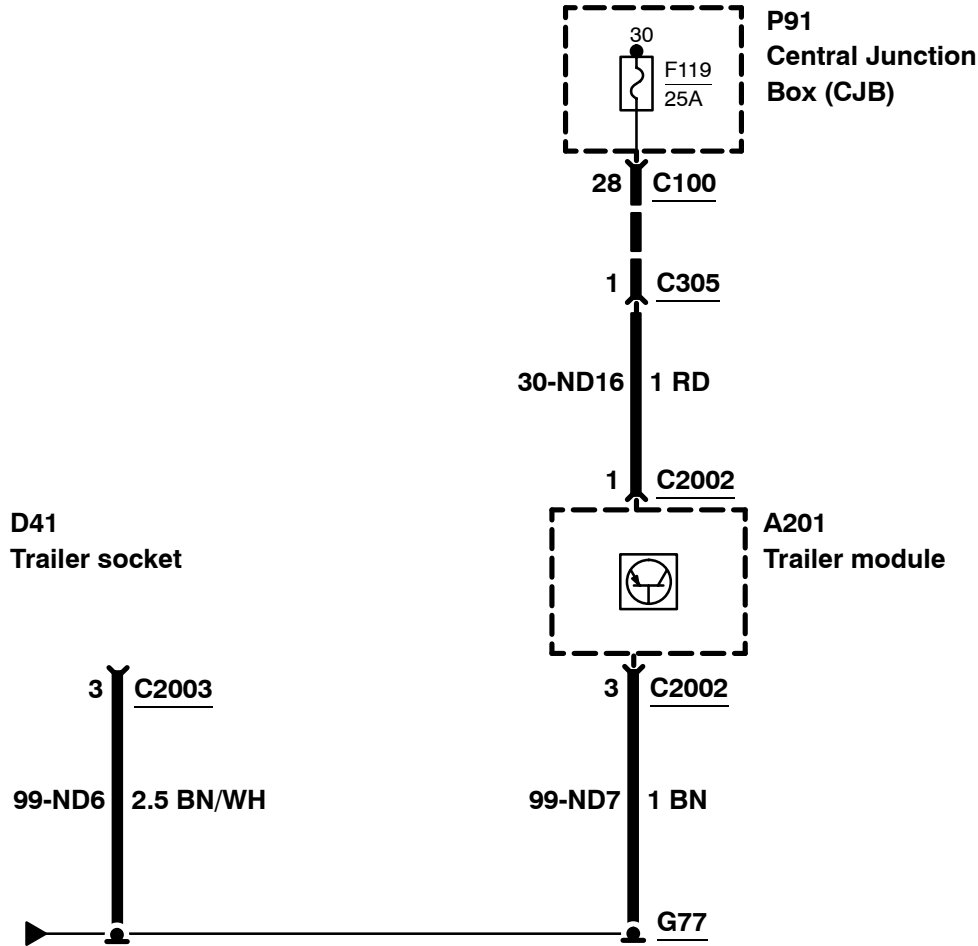
2008
417-01-00-72
2008.75
Focus

Exterior Lighting – Trailer socket, with 7-pin trailer socket, 3-door model/5-door model



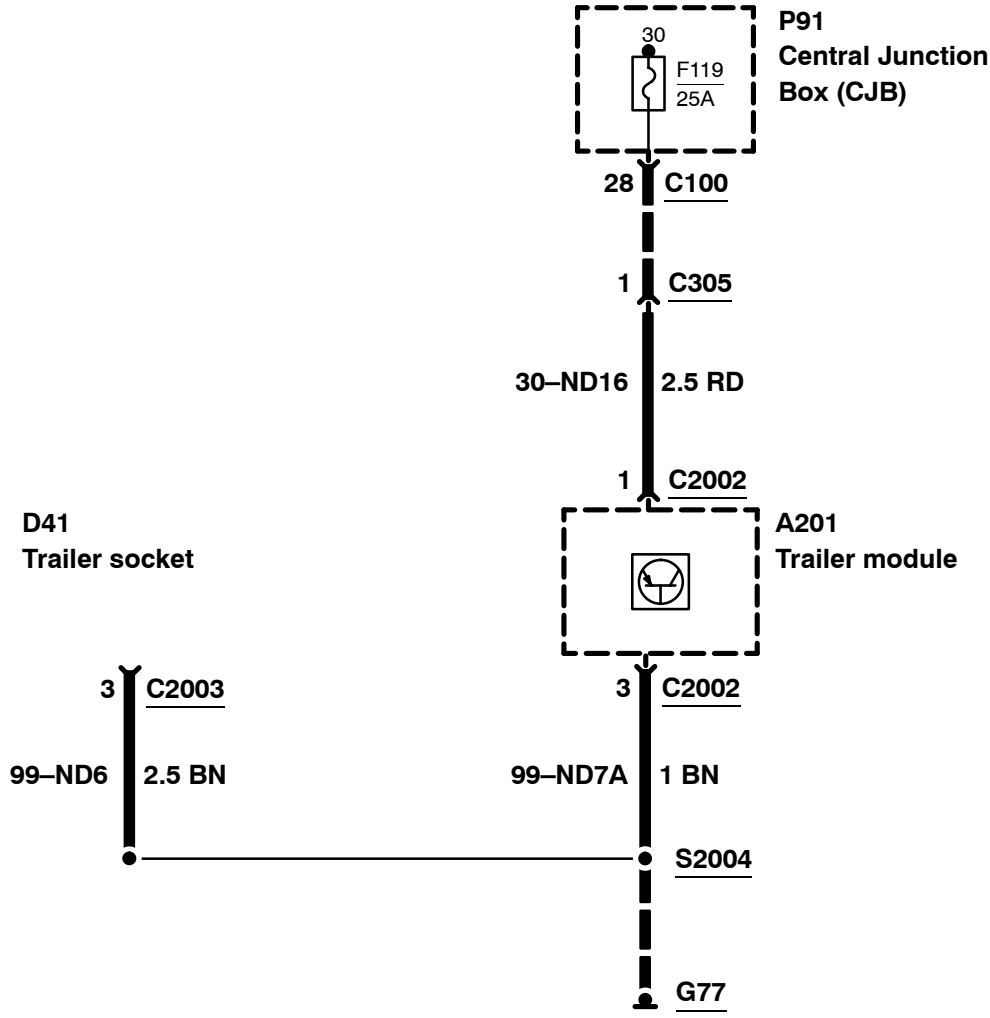
2008
417-01-00-73
2008.75
Focus

Exterior Lighting – Trailer socket, with 7–pin trailer socket, 4–door model, wagon



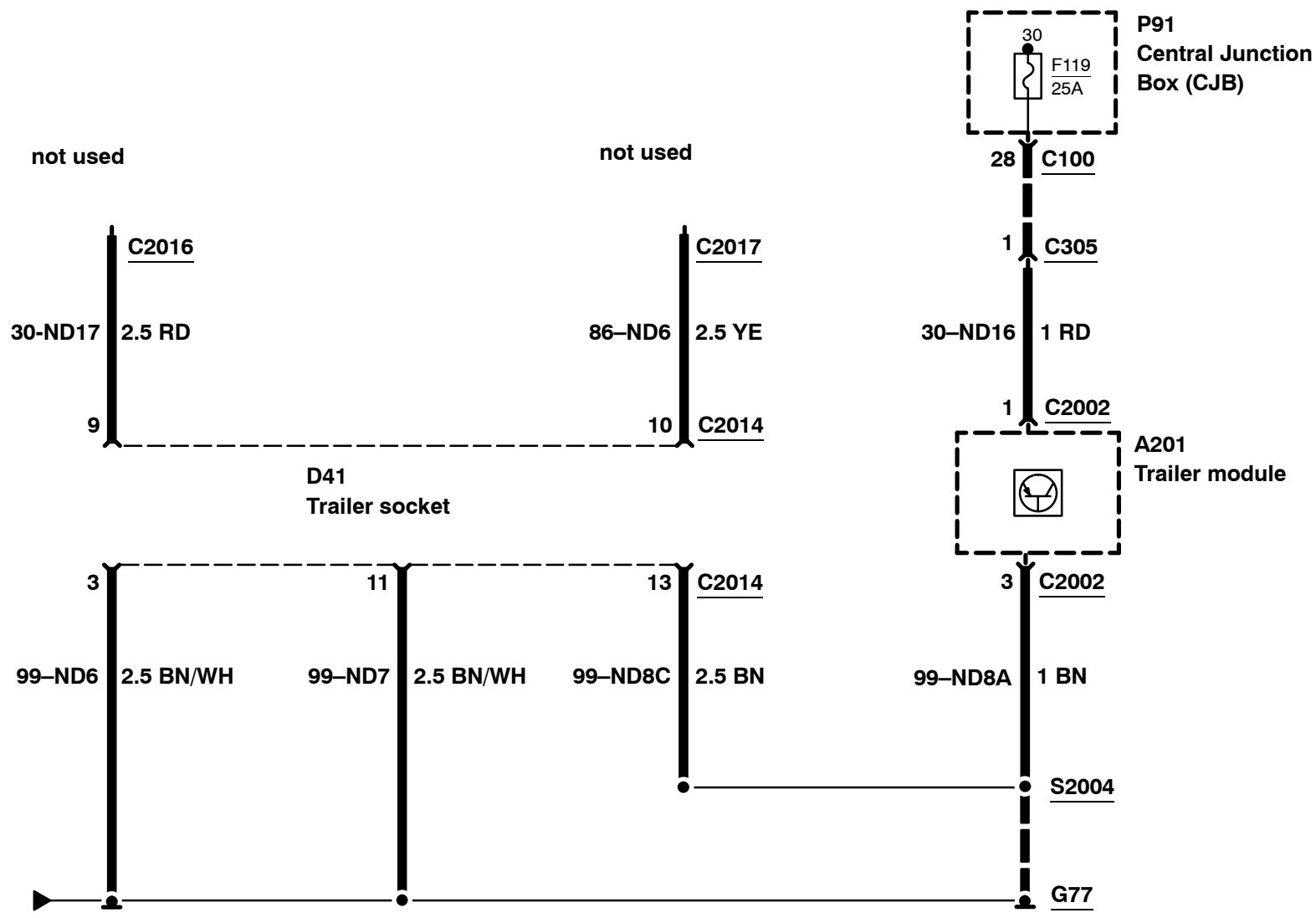
Exterior Lighting – Trailer socket, with 7–pin trailer socket, Coupé–Cabriolet

2008
417-01-00-74
2008.75
Focus



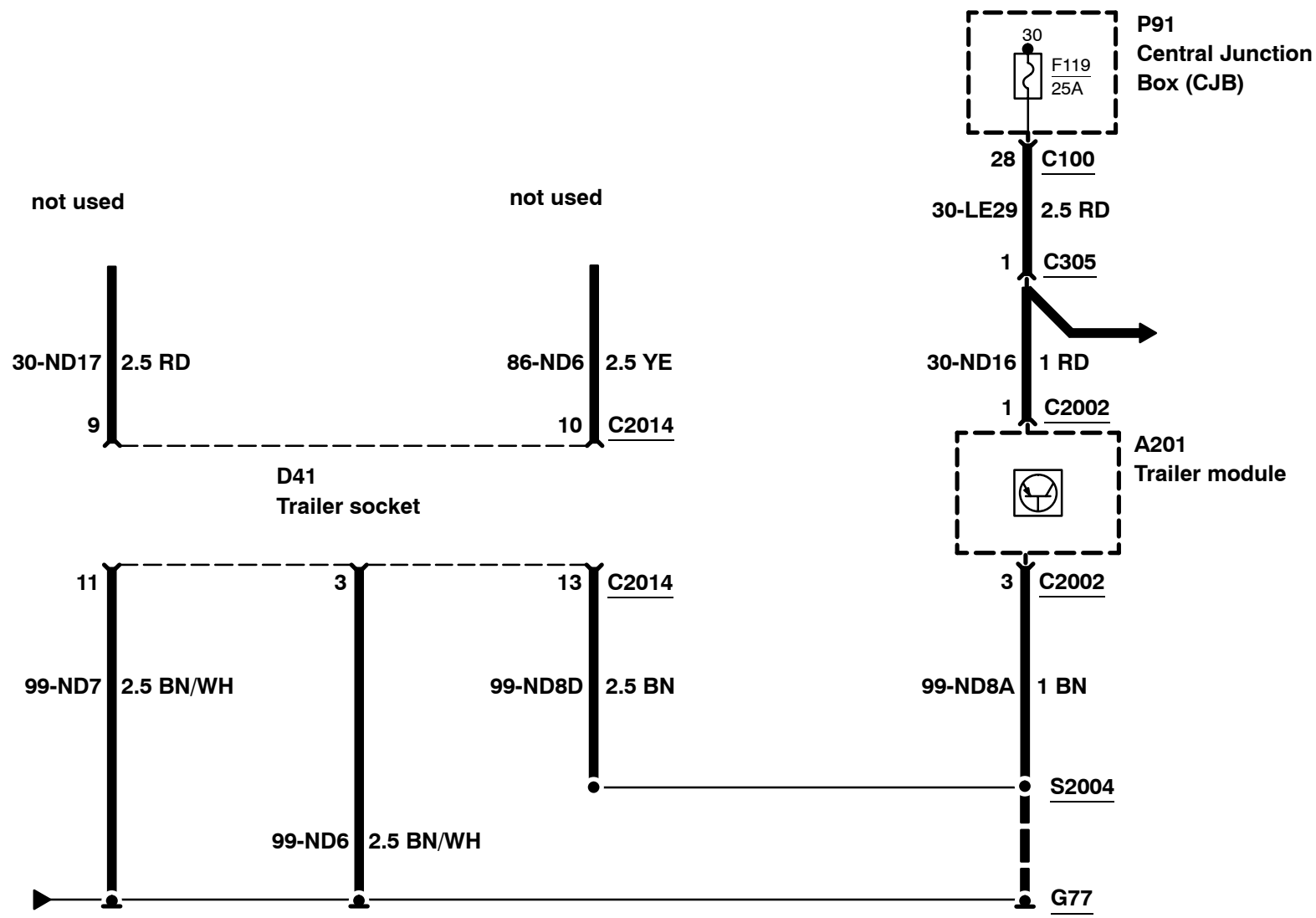
2008
417-01-00-75
2008.75
Focus

Exterior Lighting – Trailer socket, with 13-pin trailer socket, 3-door model/5-door model



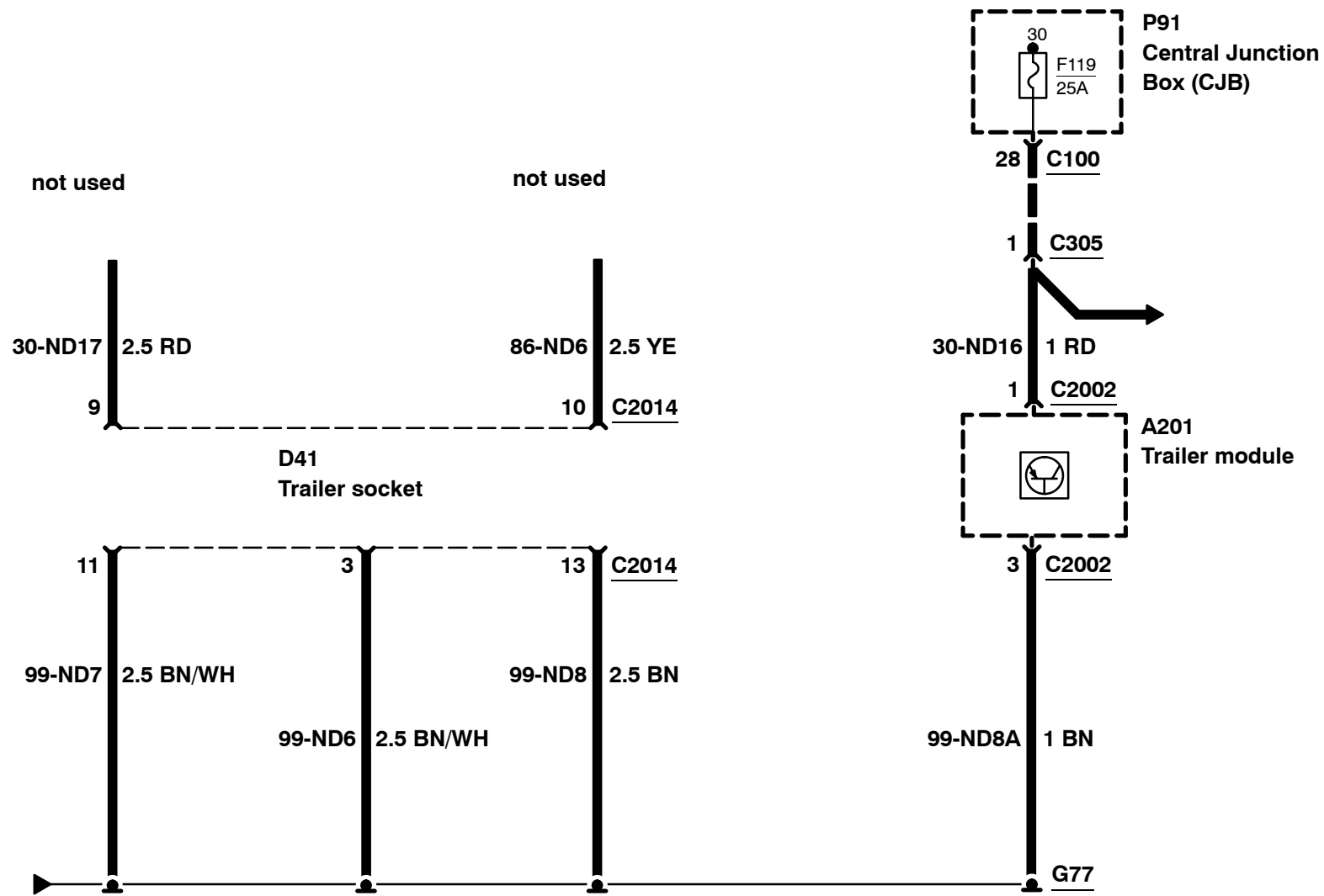
2008
417-01-00-76
2008.75
Focus

Exterior Lighting – Trailer socket, with 13-pin trailer socket, 4-door model



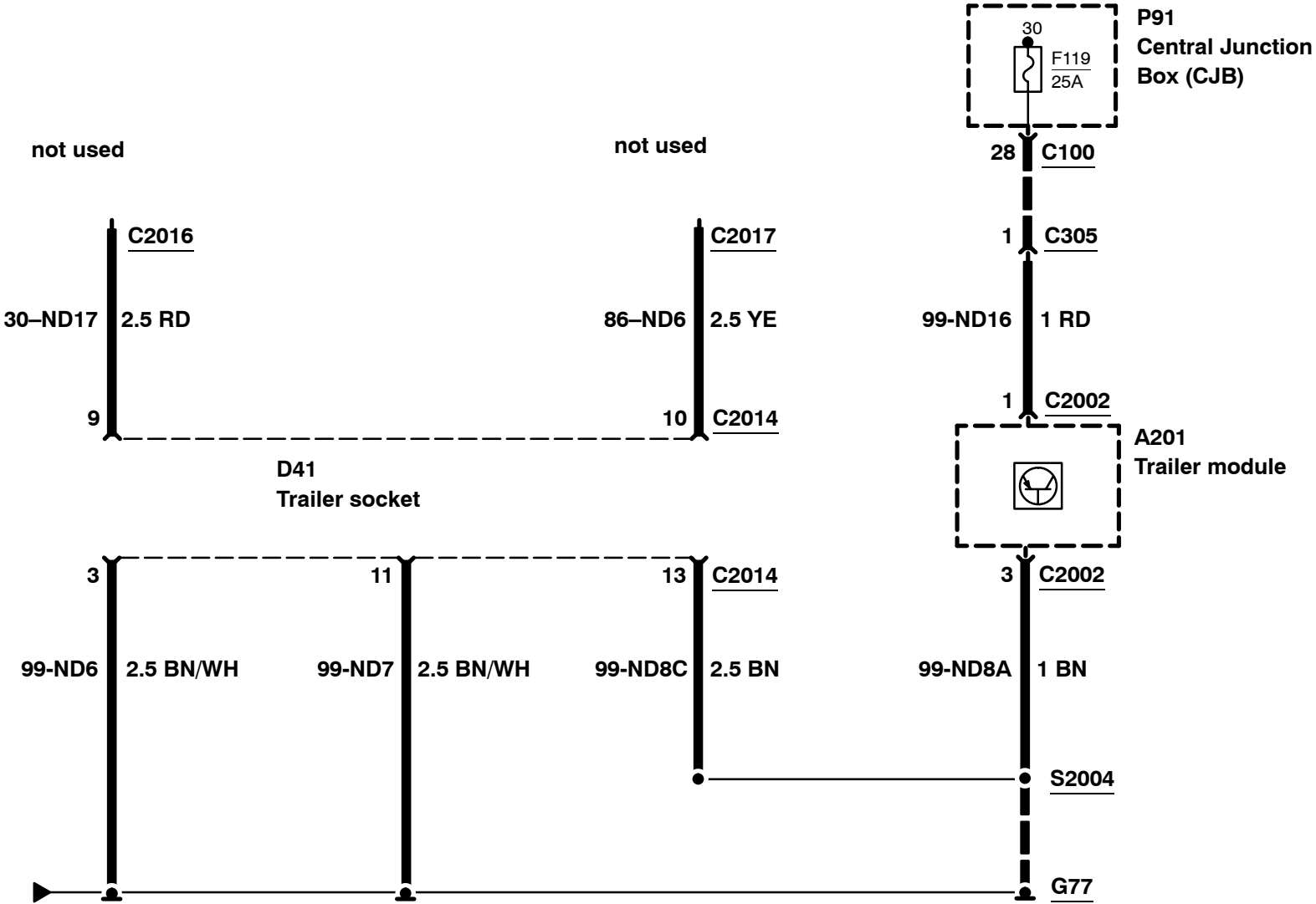
Exterior Lighting – Trailer socket, with 13-pin trailer socket, wagon

2008
417-01-00-77
2008.75
Focus



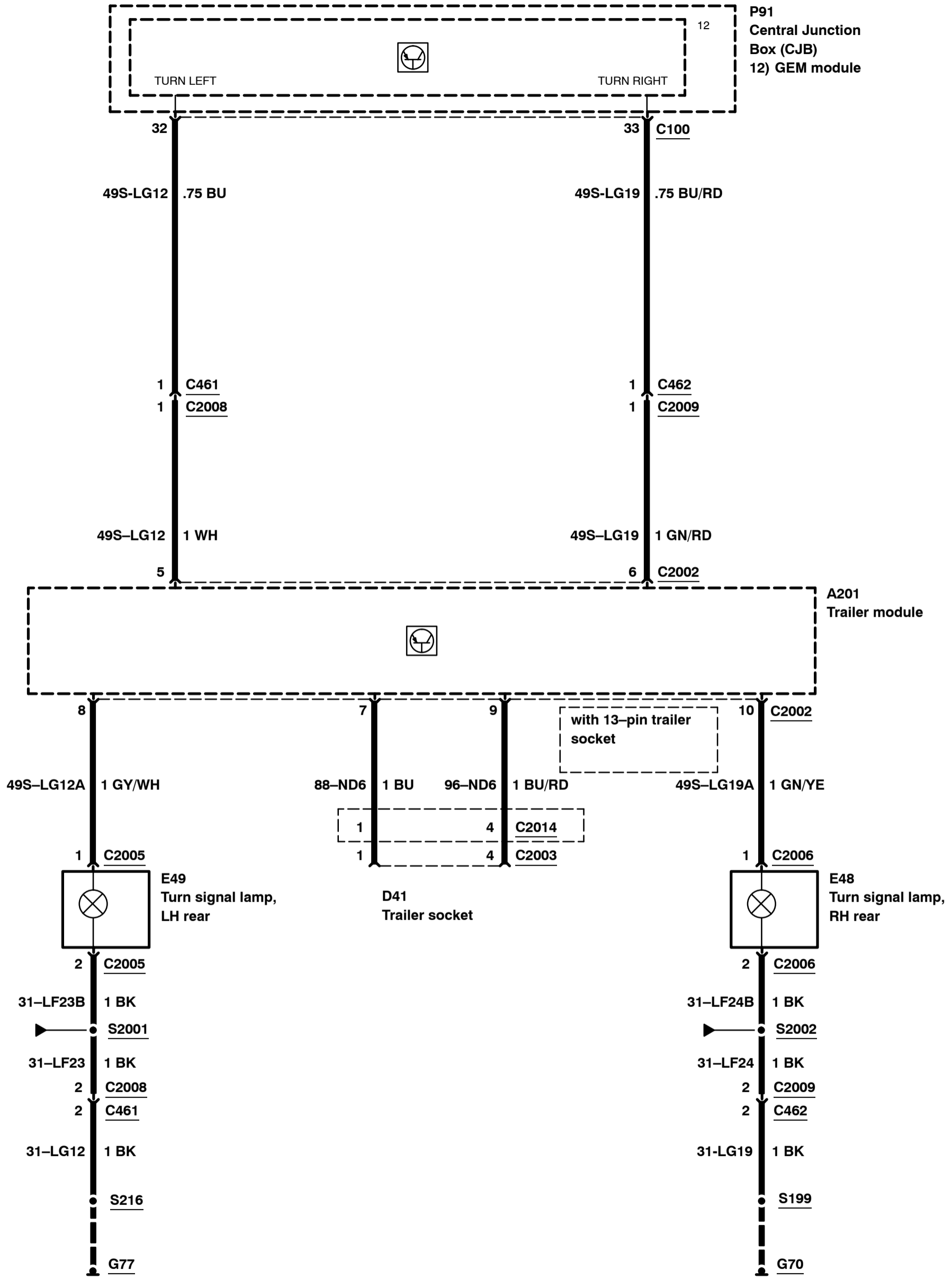
Exterior Lighting – Trailer socket, with 13-pin trailer socket, Coupé-Cabriolet

2008
417-01-00-78
2008.75
Focus



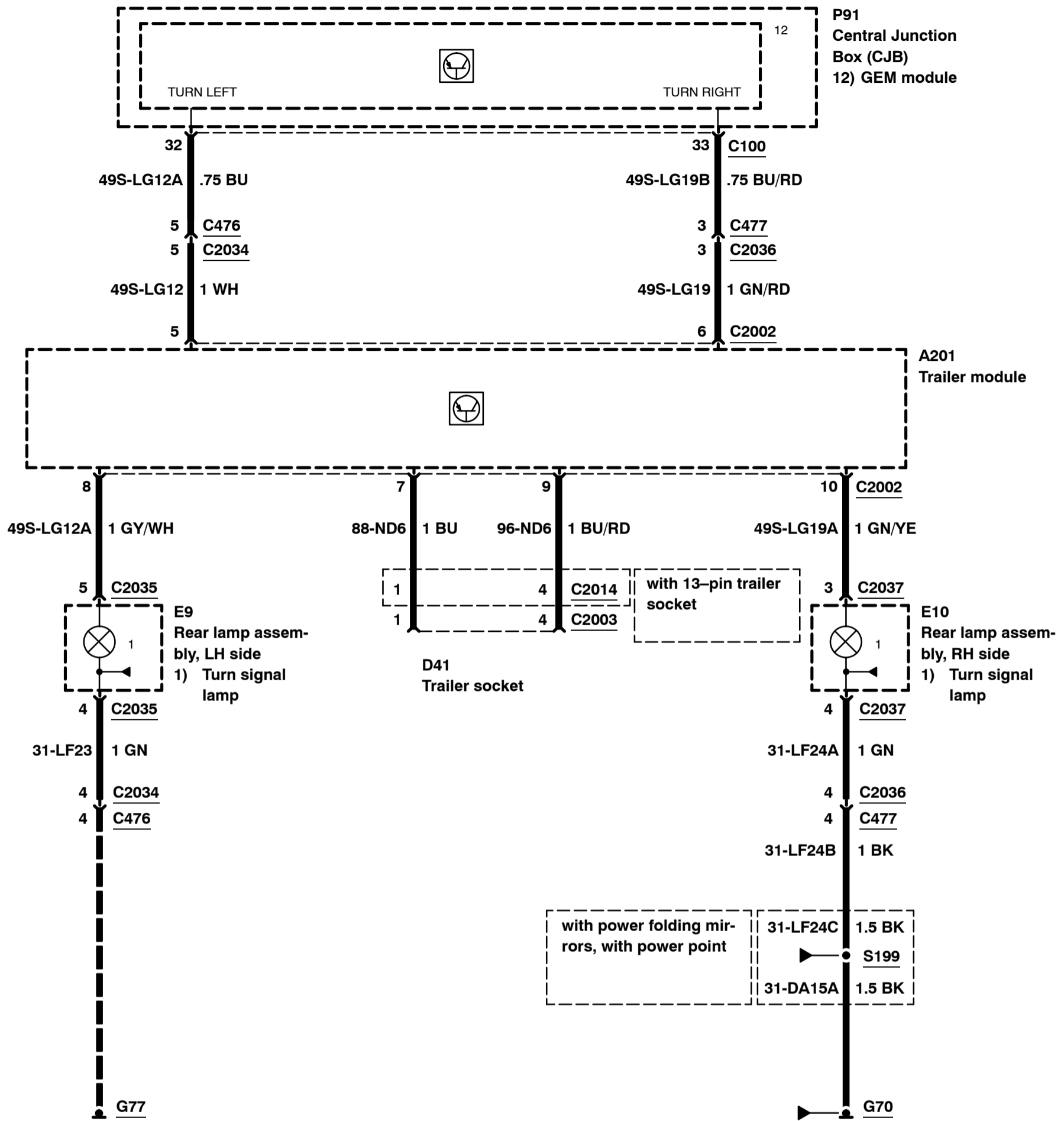
Exterior Lighting – Trailer socket, Turn signal lamps, 3-door model/5-door model

2008
417-01-00-79
2008.75
Focus



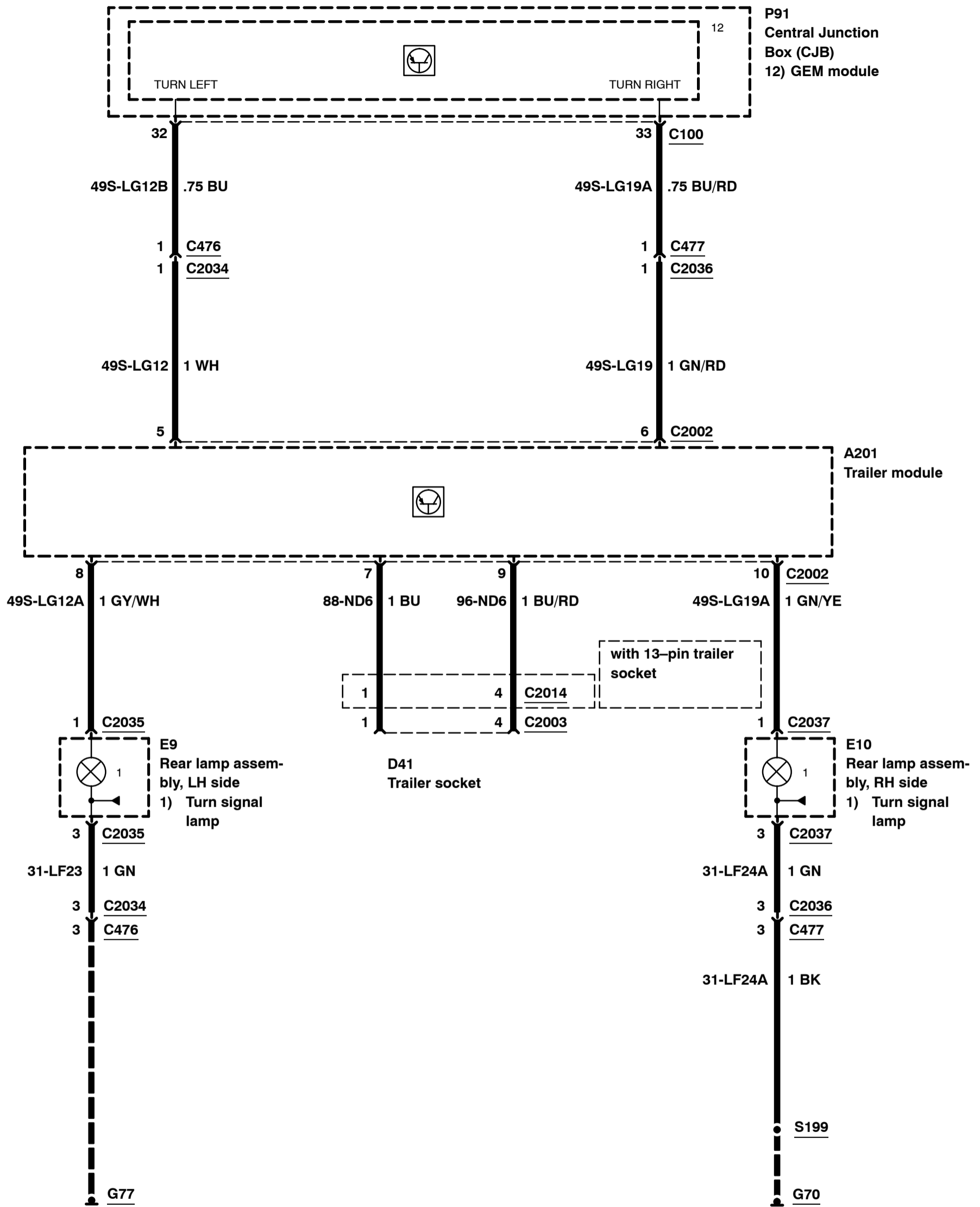
Exterior Lighting – Trailer socket, Turn signal lamps, 4-door model

2008
417-01-00-80
2008.75
Focus



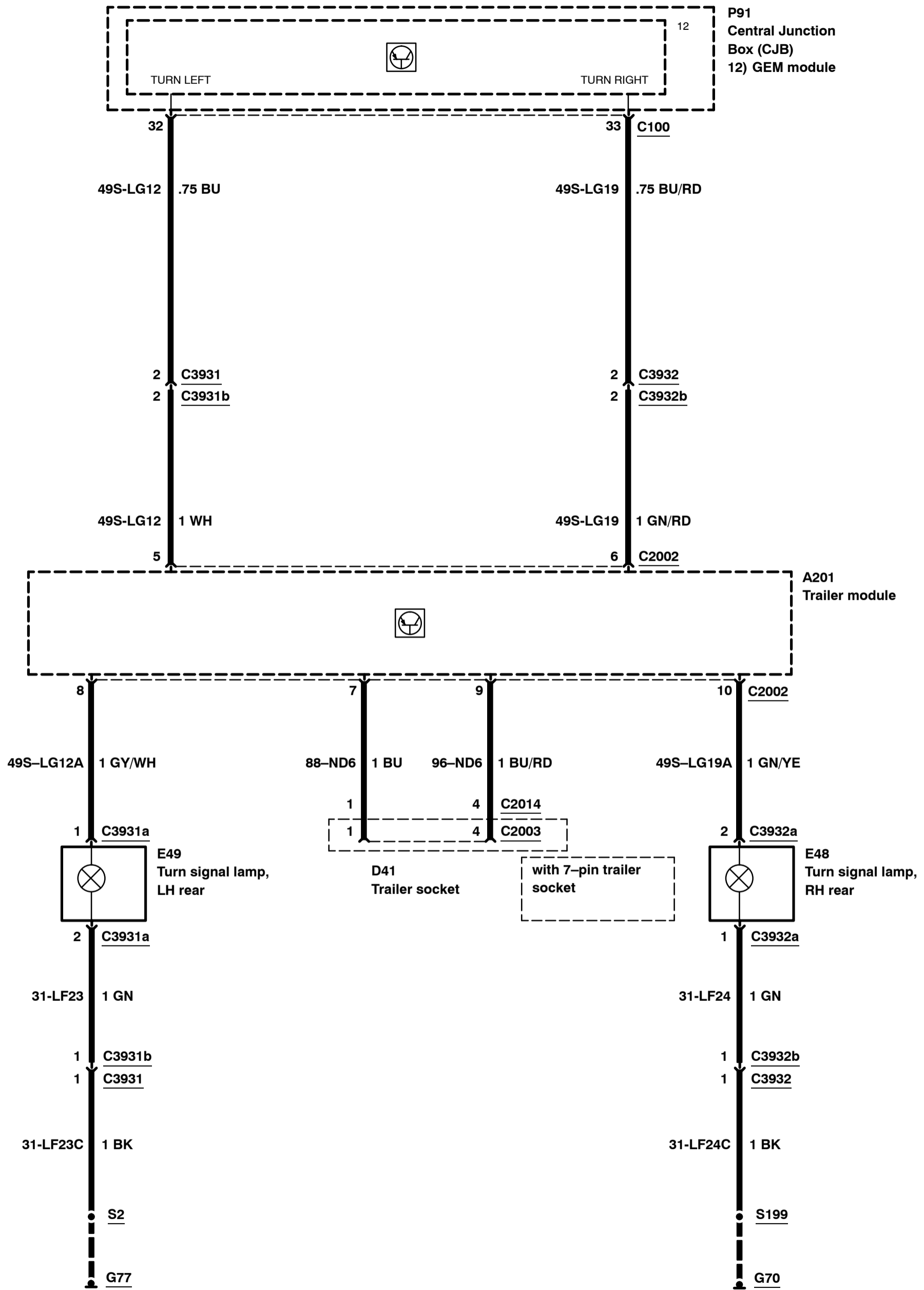
Exterior Lighting – Trailer socket, Turn signal lamps, wagon

2008
417-01-00-81
2008.75
Focus



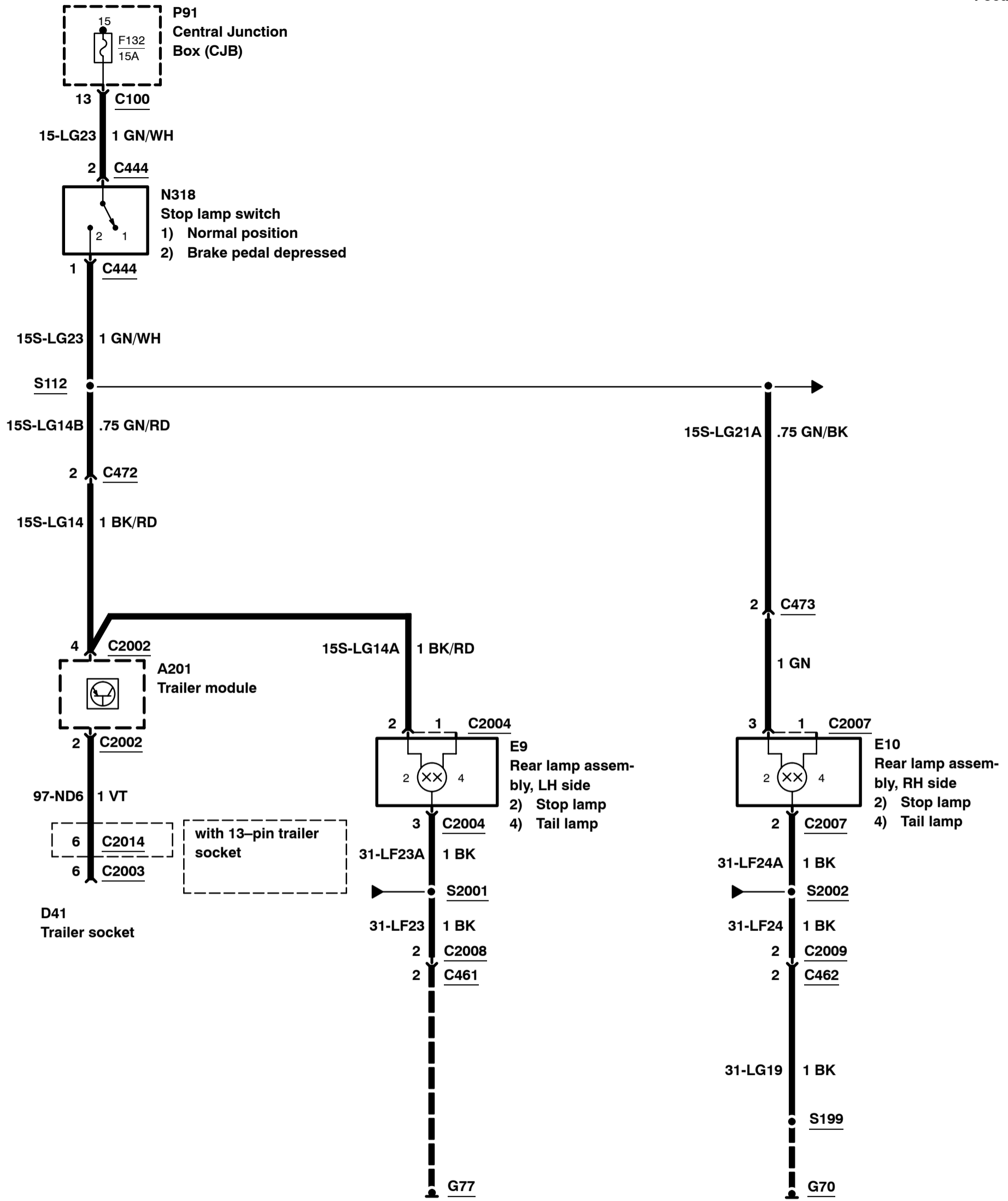
Exterior Lighting – Trailer socket, Turn signal lamps, Coupé–Cabriolet

2008
417-01-00-82
2008.75
Focus



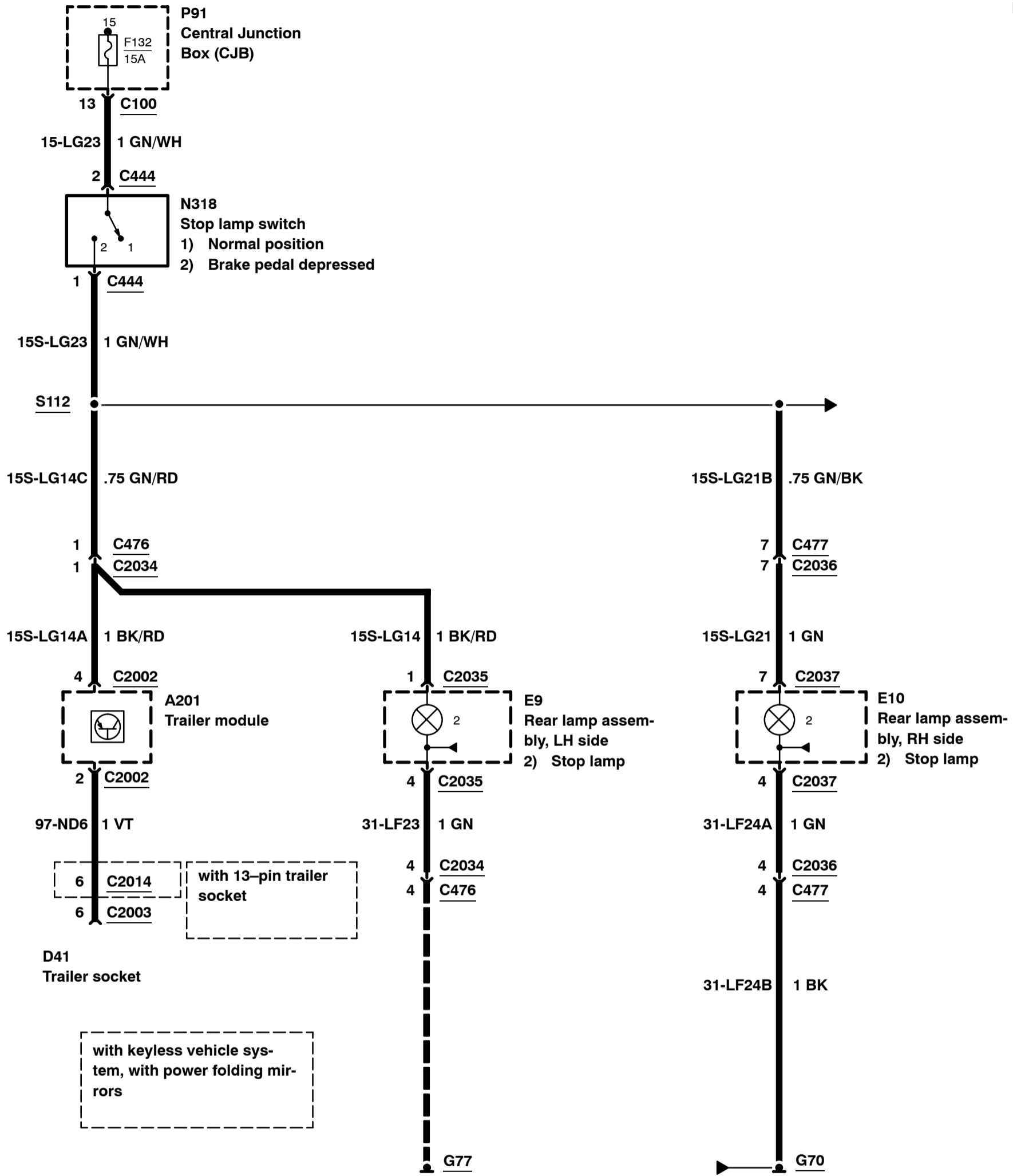
Exterior Lighting – Trailer socket, Stop Lamps, 3-door model/5-door model

2008
417-01-00-83
2008.75
Focus



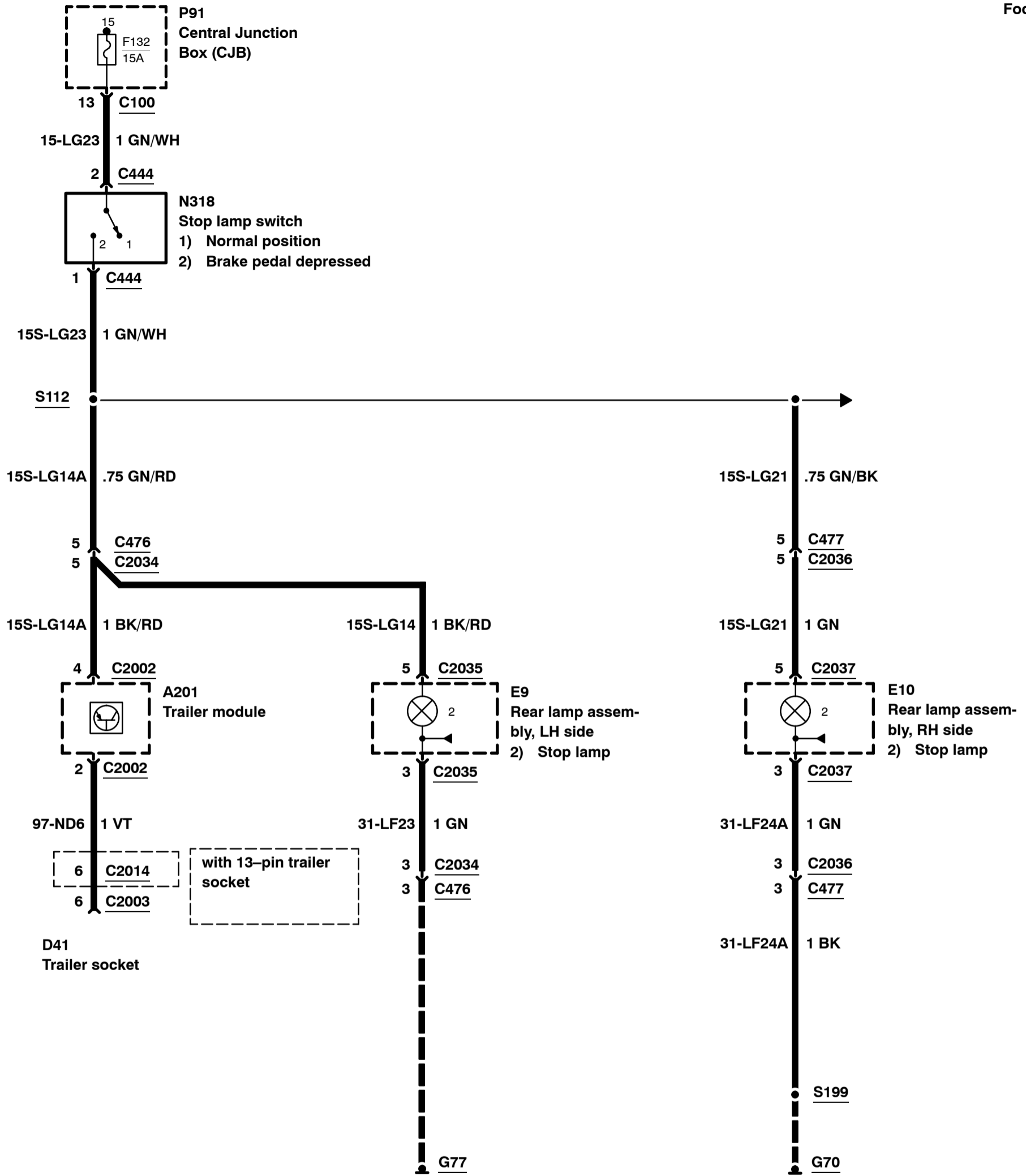
Exterior Lighting – Trailer socket, Stop Lamps, 4-door model

2008
417-01-00-84
2008.75
Focus



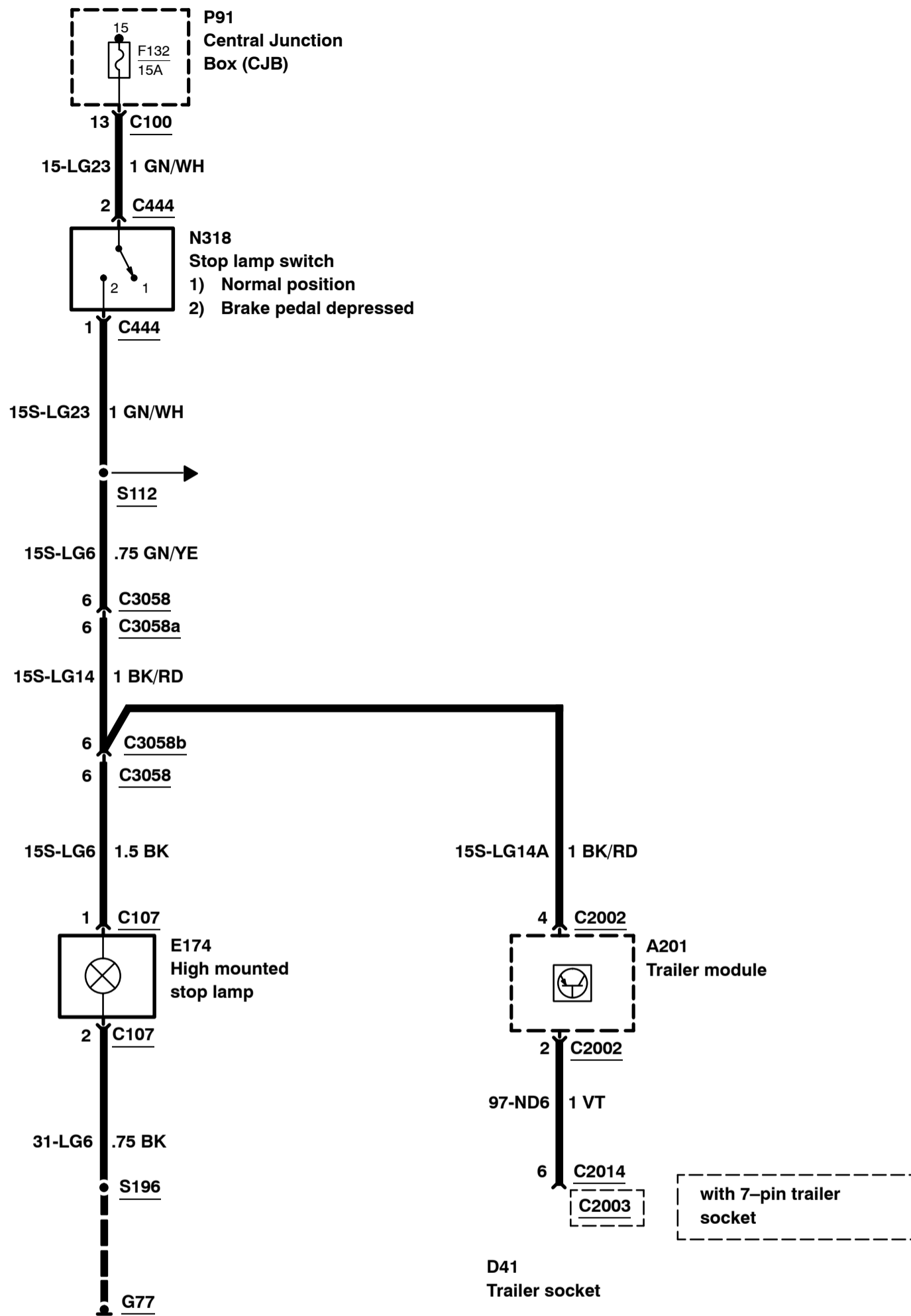
Exterior Lighting – Trailer socket, Stop Lamps, wagon

2008
417-01-00-85
2008.75
Focus



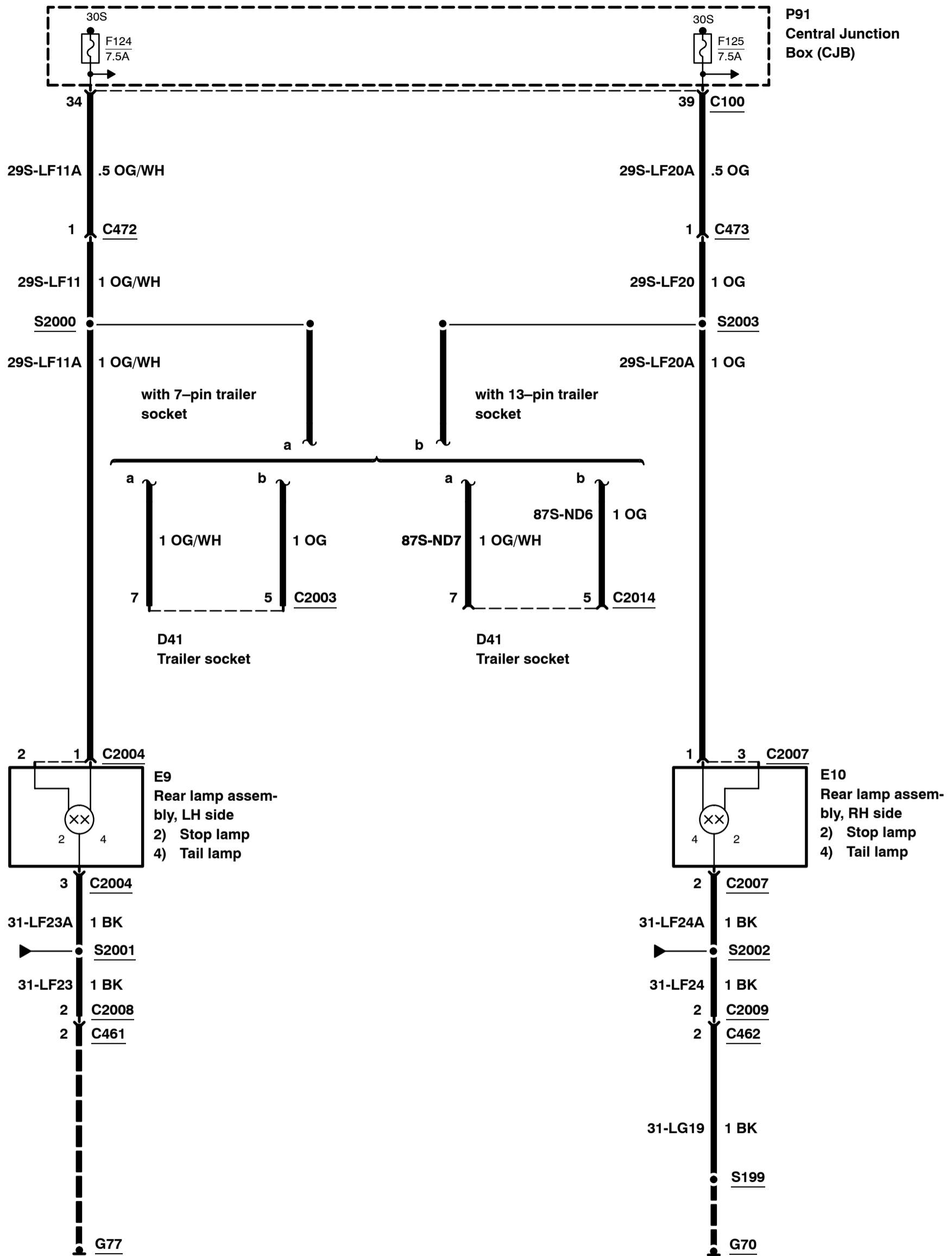
Exterior Lighting – Trailer socket, Stop Lamps, Coupé–Cabriolet

2008
417-01-00-86
2008.75
Focus



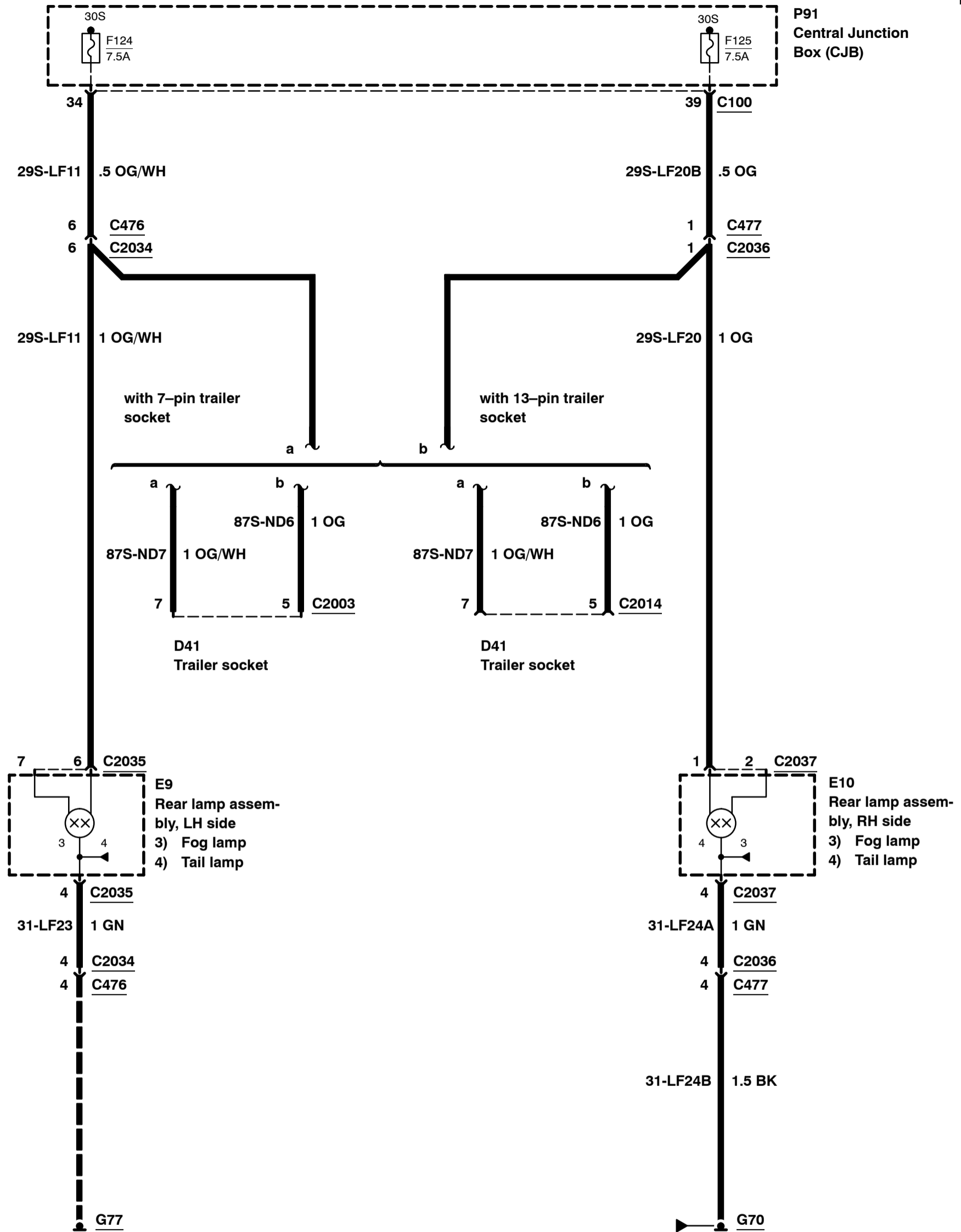
Exterior Lighting – Trailer socket, Position and Parking Lamps, 3-door model/5-door model

2008
417-01-00-87
2008.75
Focus

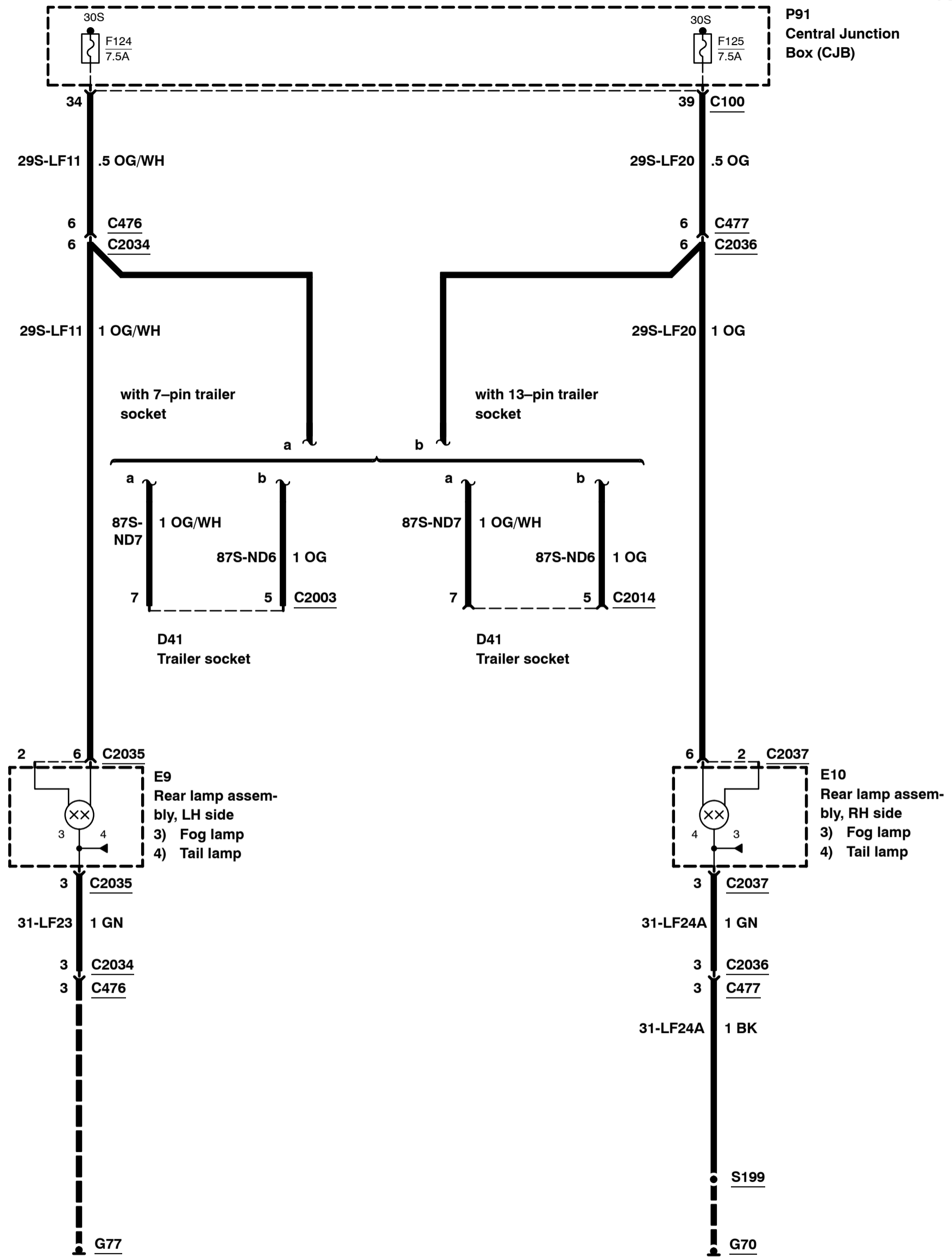


Exterior Lighting – Trailer socket, Position and Parking Lamps, 4-door model

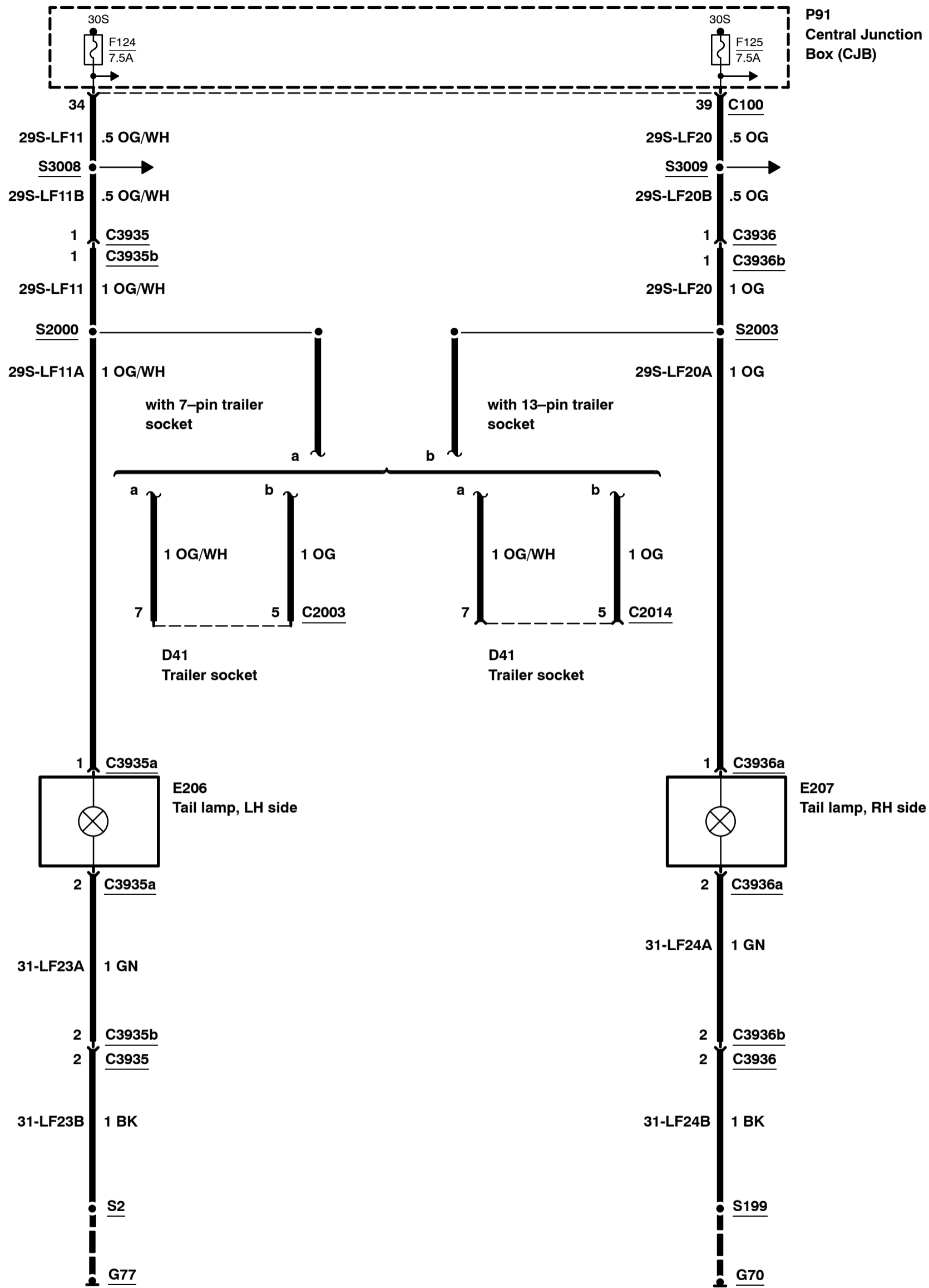
2008
417-01-00-88
2008.75
Focus



Exterior Lighting – Trailer socket, Position and Parking Lamps, wagon

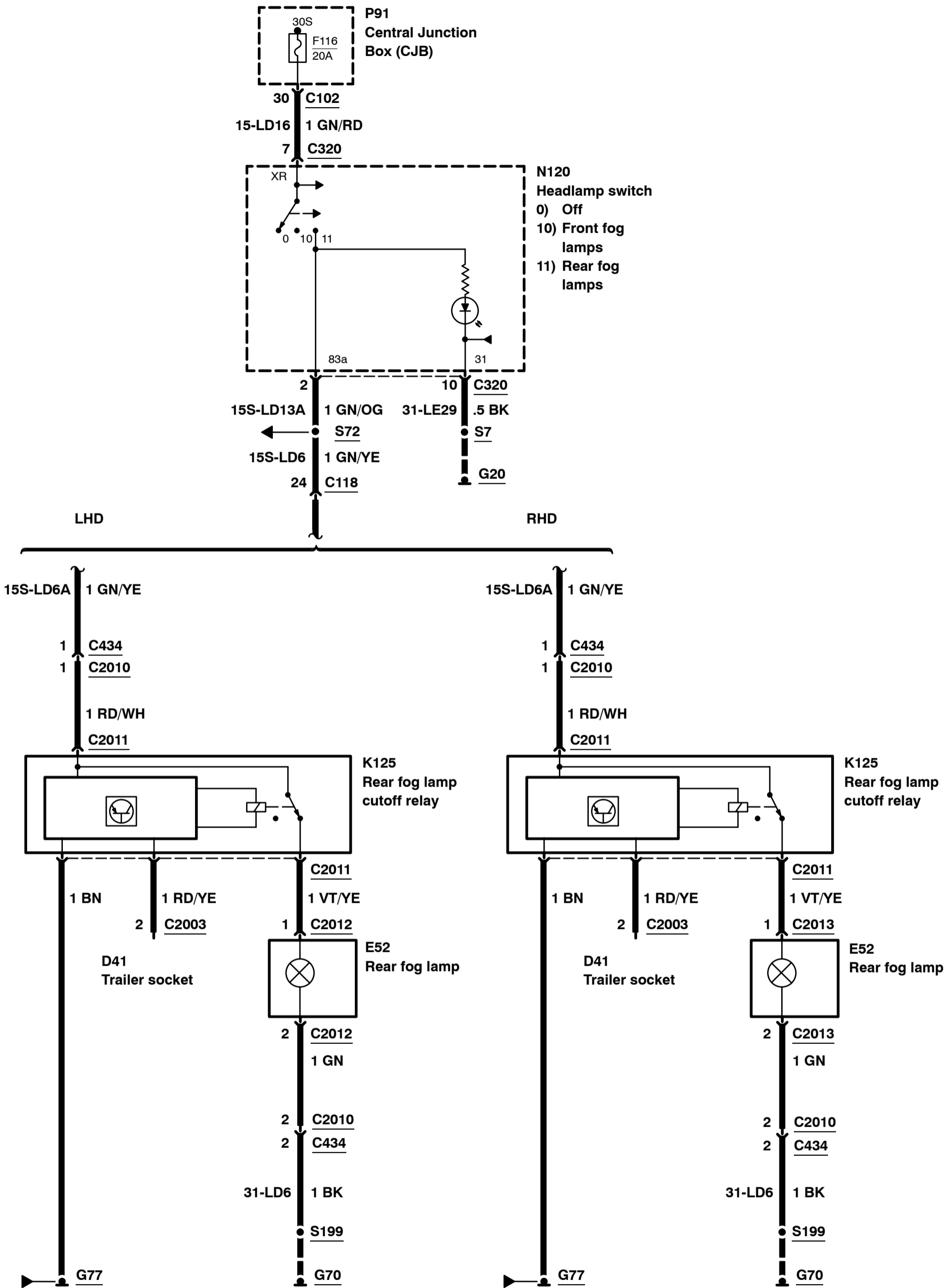


Exterior Lighting – Trailer socket, Position and Parking Lamps, Coupé–Cabriolet



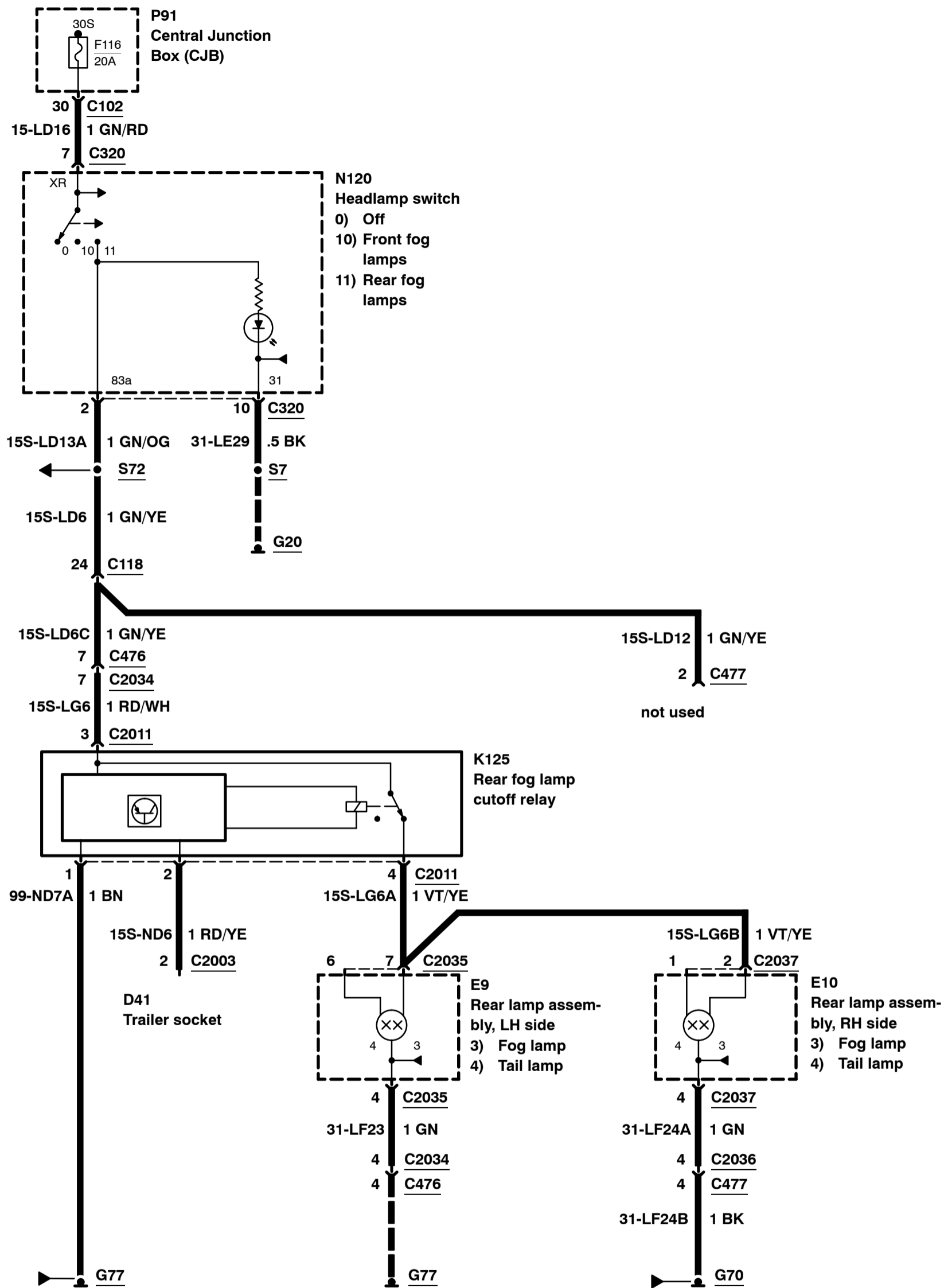
Exterior Lighting – Trailer socket, Fog lamps, with 7-pin trailer socket, 3-door model/5-door model

2008
417-01-00-91
2008.75
Focus



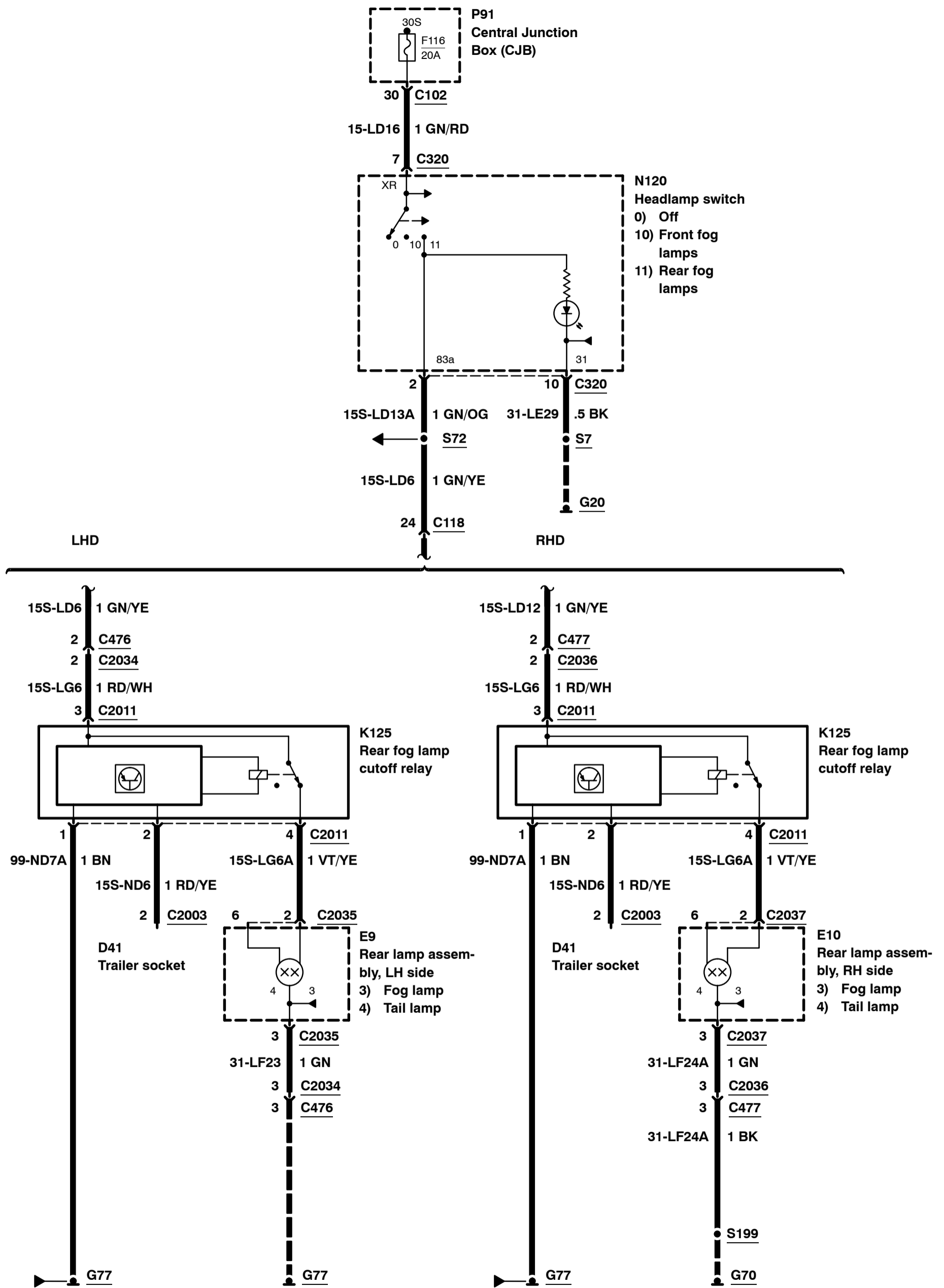
Exterior Lighting – Trailer socket, Fog lamps, with 7-pin trailer socket, 4-door model

2008
417-01-00-92
2008.75
Focus



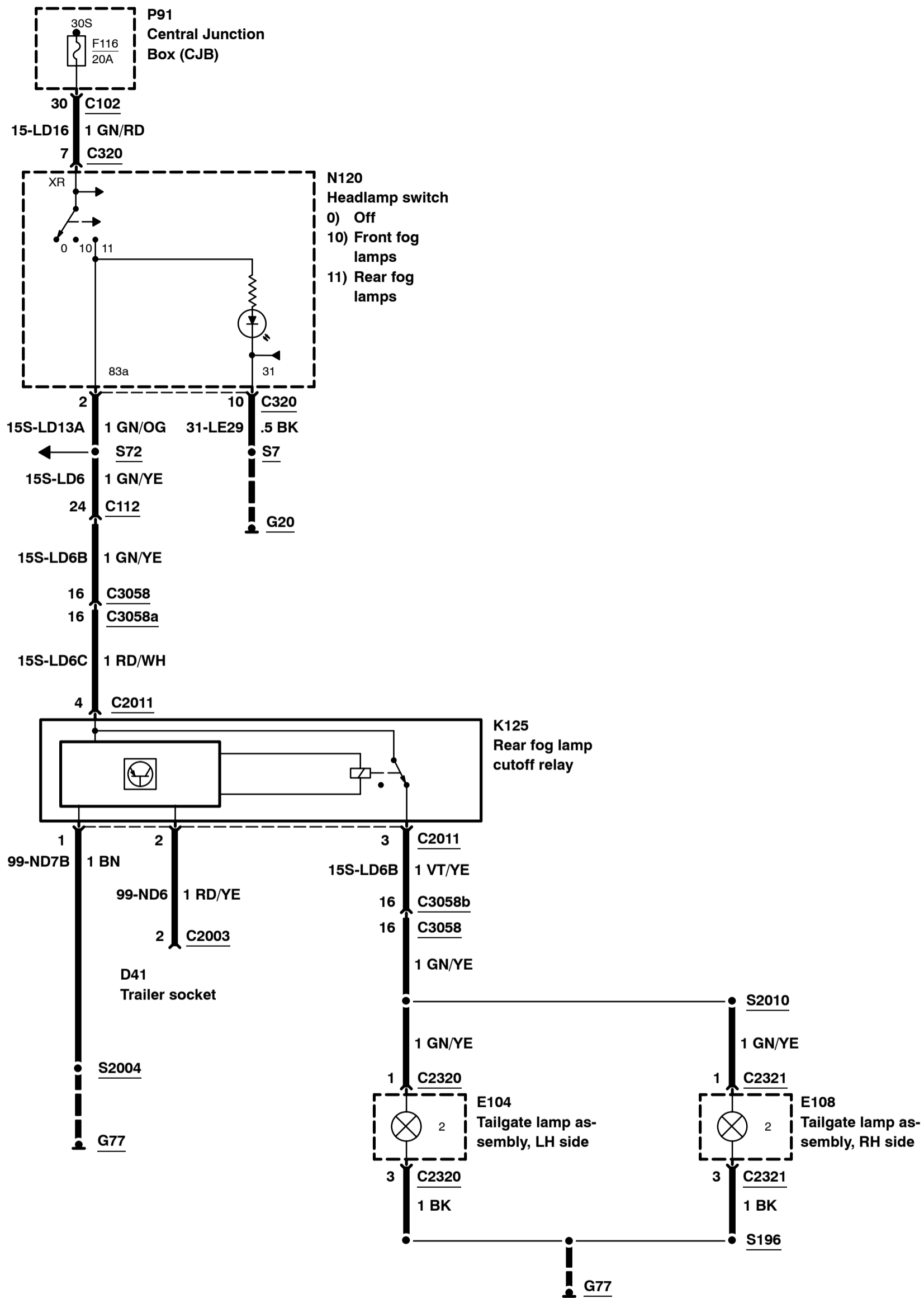
Exterior Lighting – Trailer socket, Fog lamps, with 7-pin trailer socket, wagon

2008
417-01-00-93
2008.75
Focus



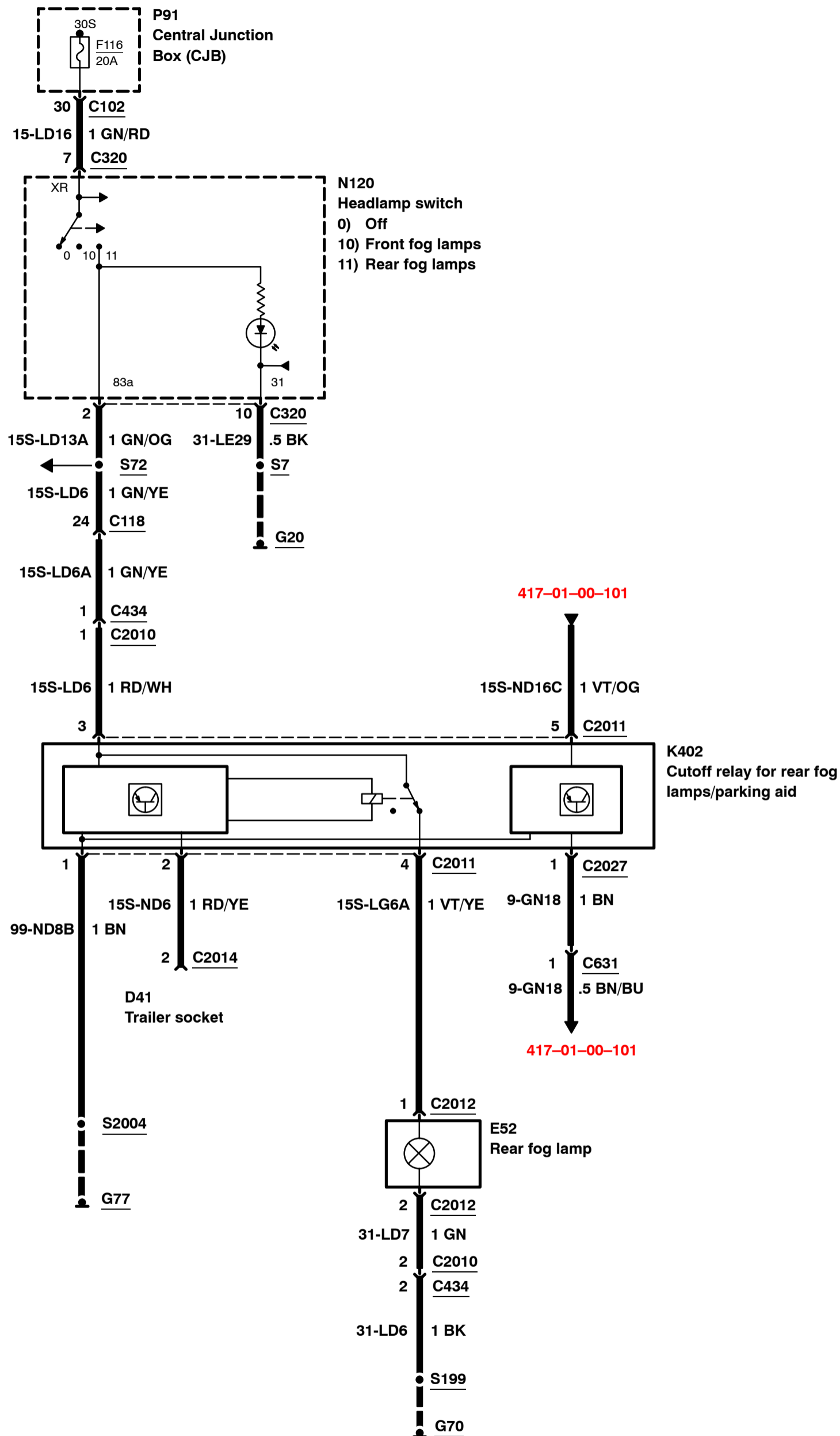
Exterior Lighting – Trailer socket, Fog lamps, with 7-pin trailer socket, Coupé-Cabriolet

2008
417-01-00-94
2008.75
Focus



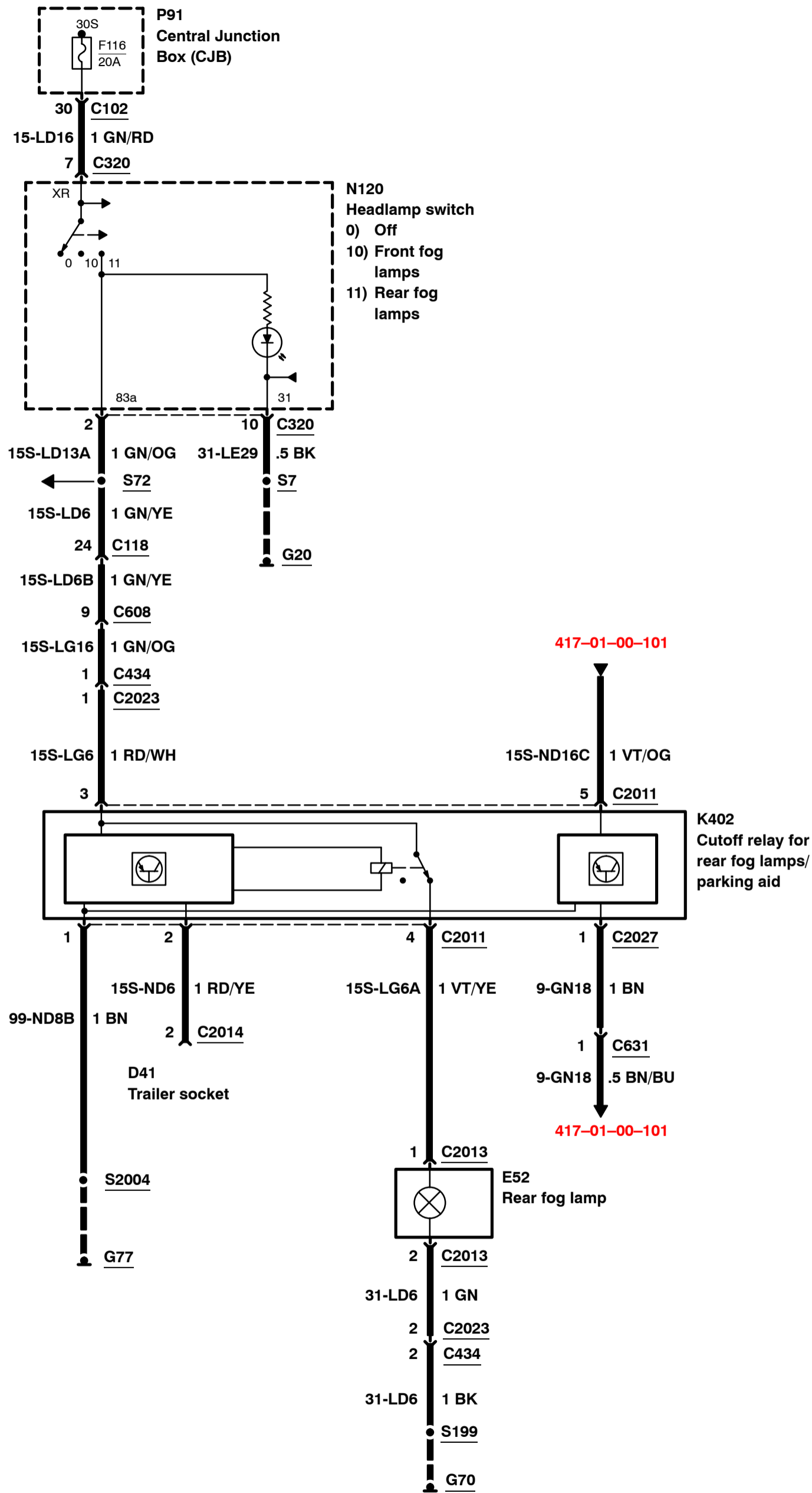
Exterior Lighting – Trailer socket, Fog lamps, with 13-pin trailer socket, 3-door model/5-door model, LHD

2008
417-01-00-95
2008.75
Focus



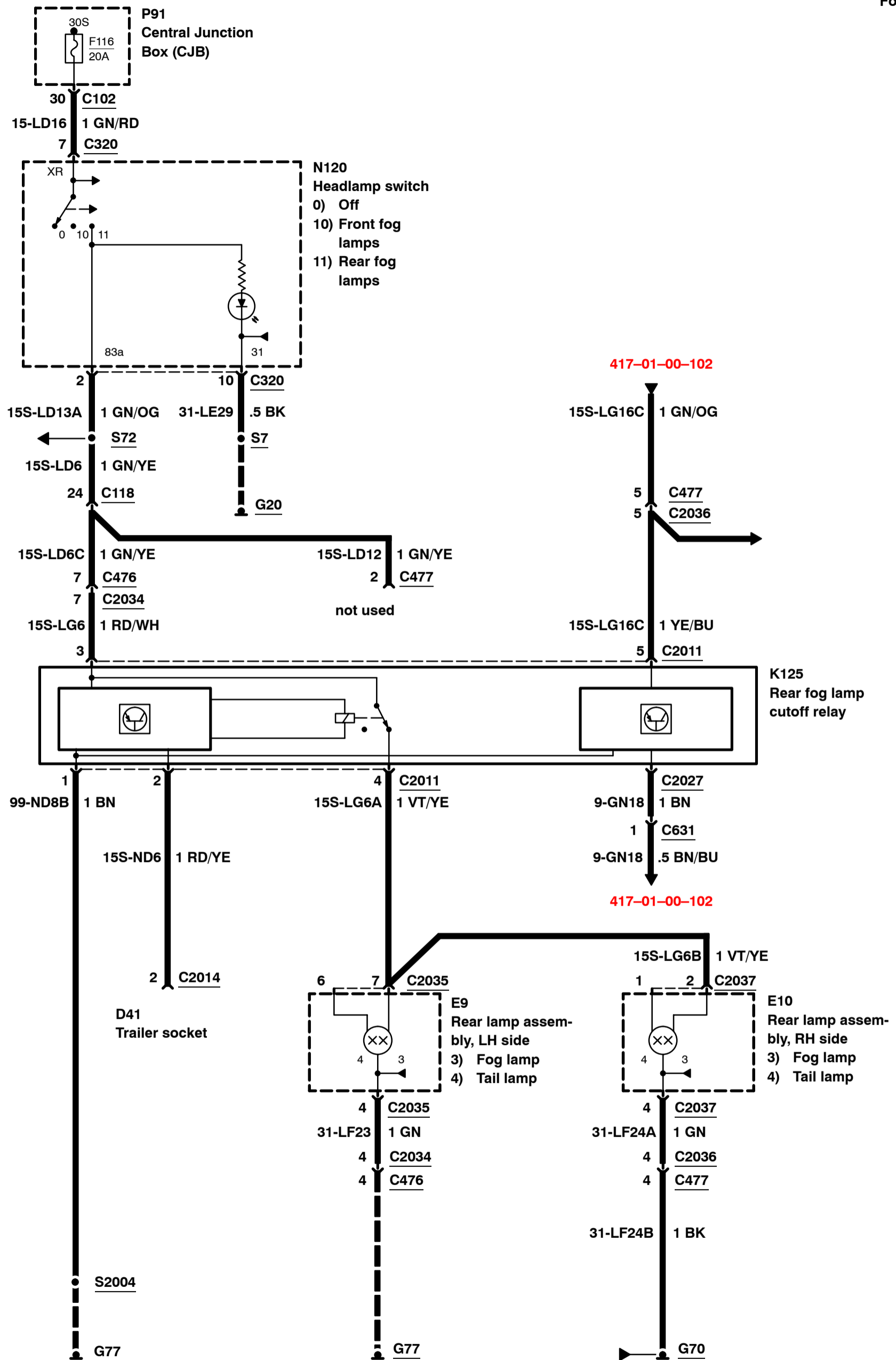
Exterior Lighting – Trailer socket, Fog lamps, with 13-pin trailer socket, 3-door model/5-door model, RHD

2008
417-01-00-96
2008.75
Focus



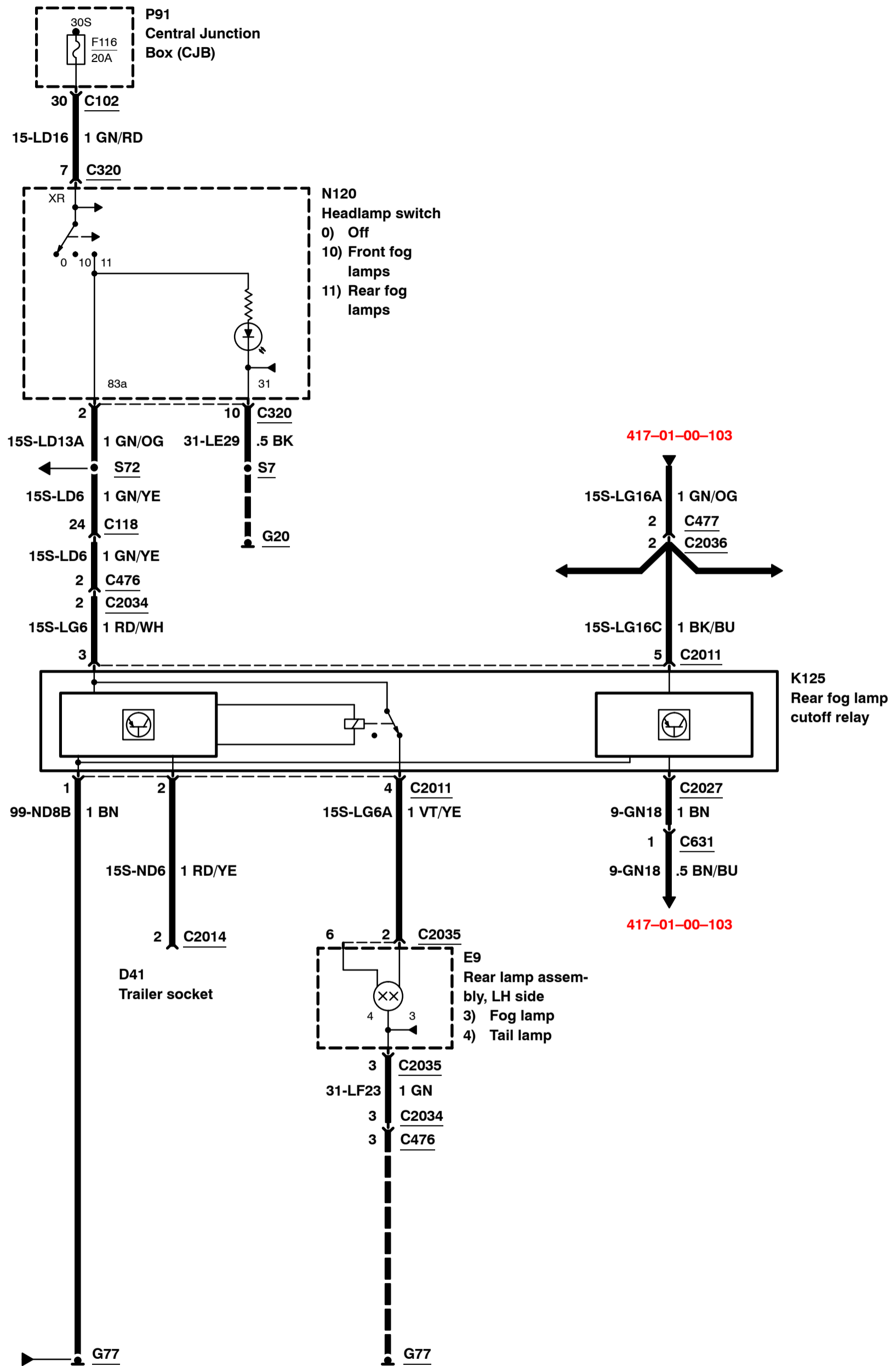
Exterior Lighting – Trailer socket, Fog lamps, with 13-pin trailer socket, 4-door model

2008
417-01-00-97
2008.75
Focus



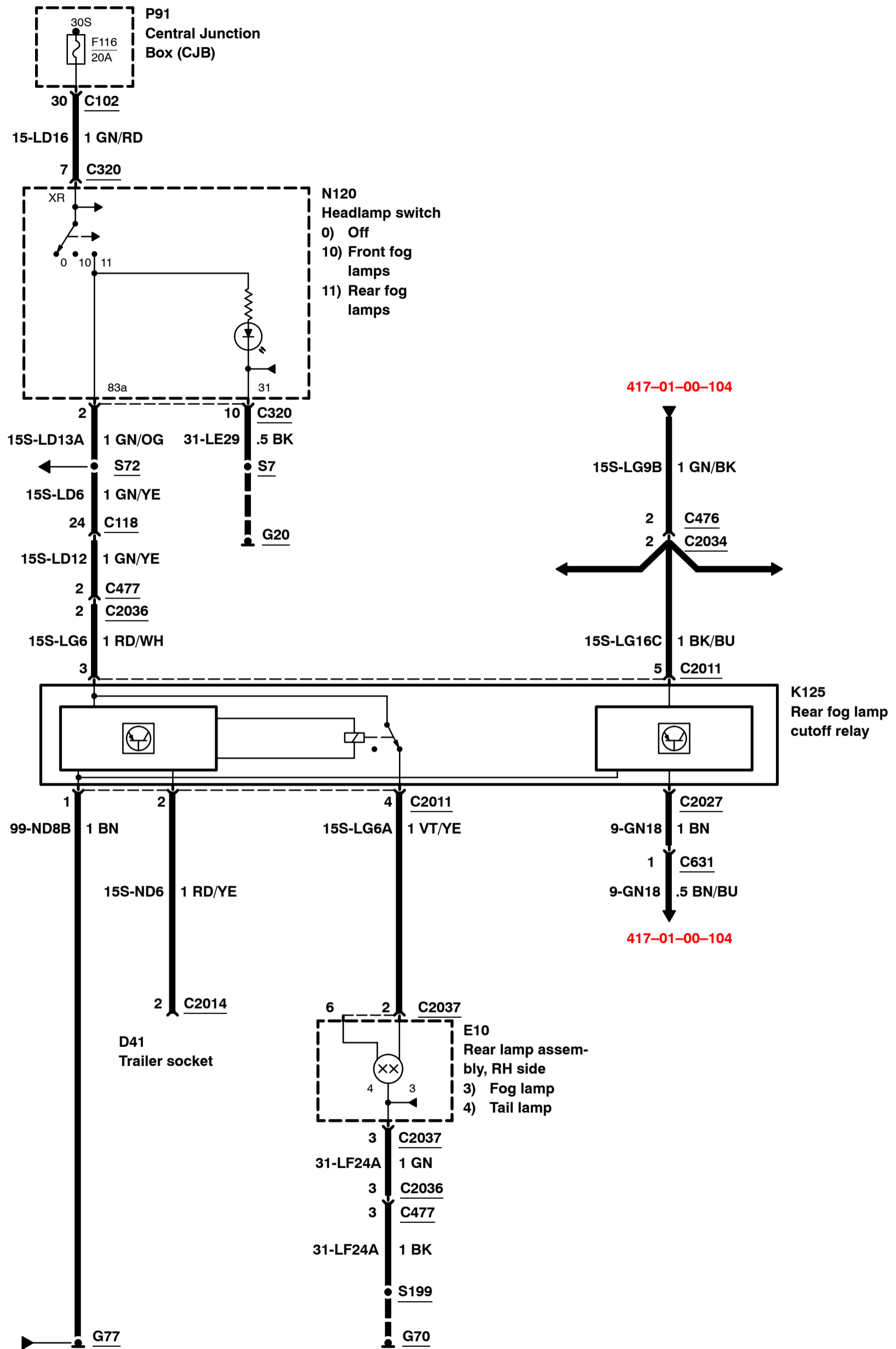
Exterior Lighting – Trailer socket, Fog lamps, with 13-pin trailer socket, wagon, LHD

2008
417-01-00-98
2008.75
Focus



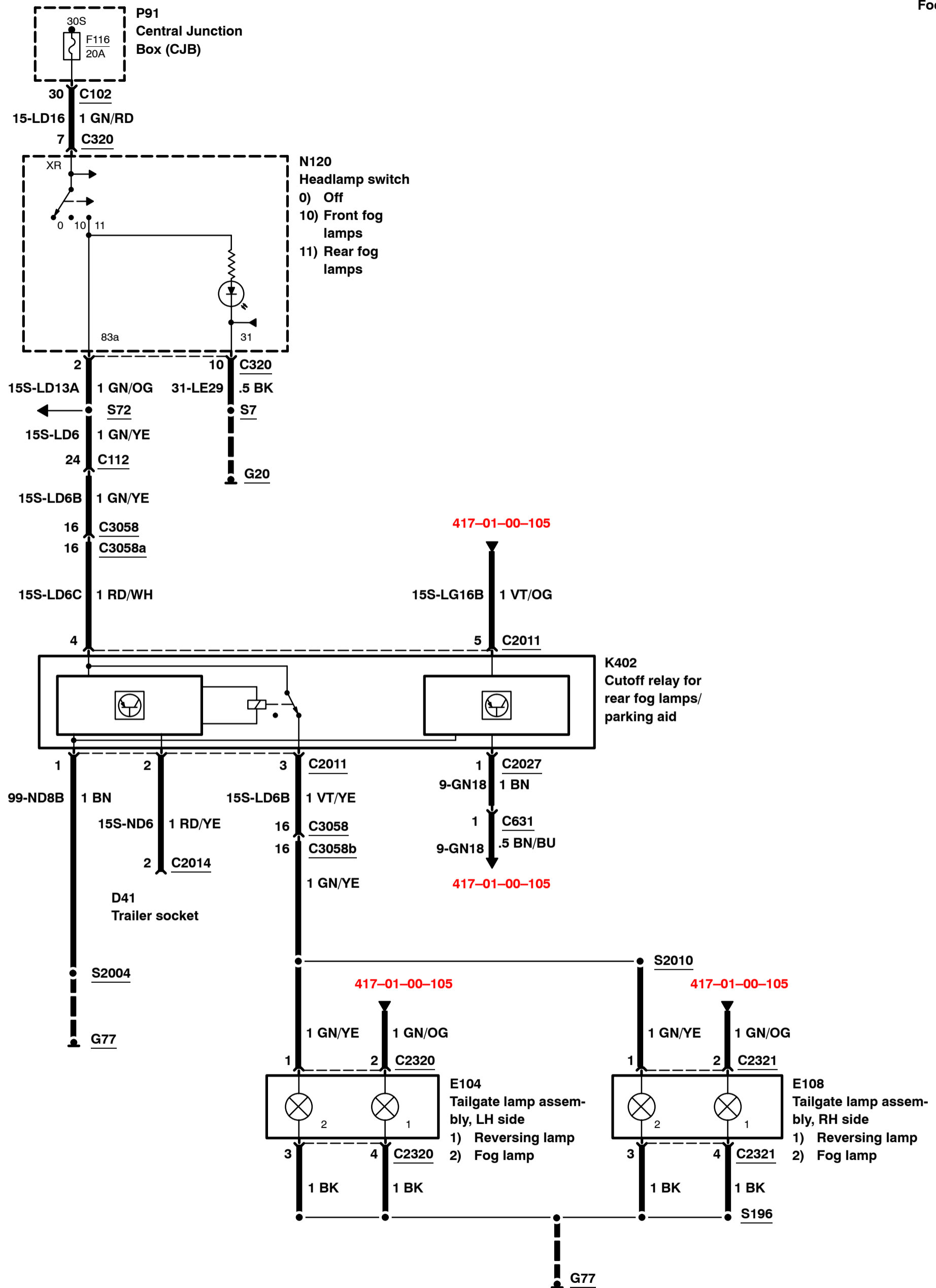
Exterior Lighting – Trailer socket, Fog lamps, with 13-pin trailer socket, wagon, RHD

2008
417-01-00-99
2008.75
Focus



Exterior Lighting – Trailer socket, Fog lamps, with 13-pin trailer socket, Coupé-Cabriolet

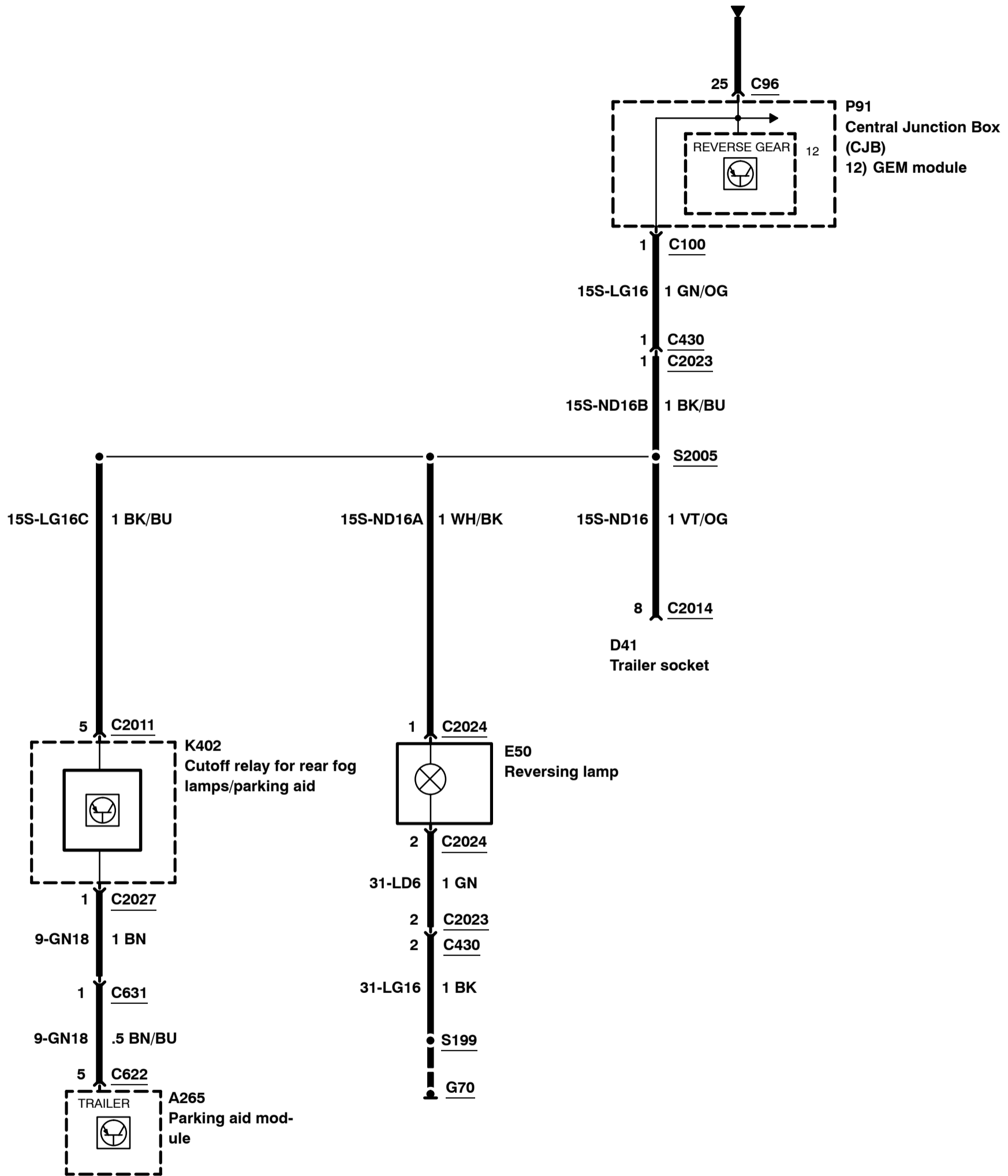
2008
417-01-00-100
2008.75
Focus



Exterior Lighting – Trailer socket, Reversing lamps, 3-door model/5-door model, LHD

2008
417-01-00-101
2008.75
Focus

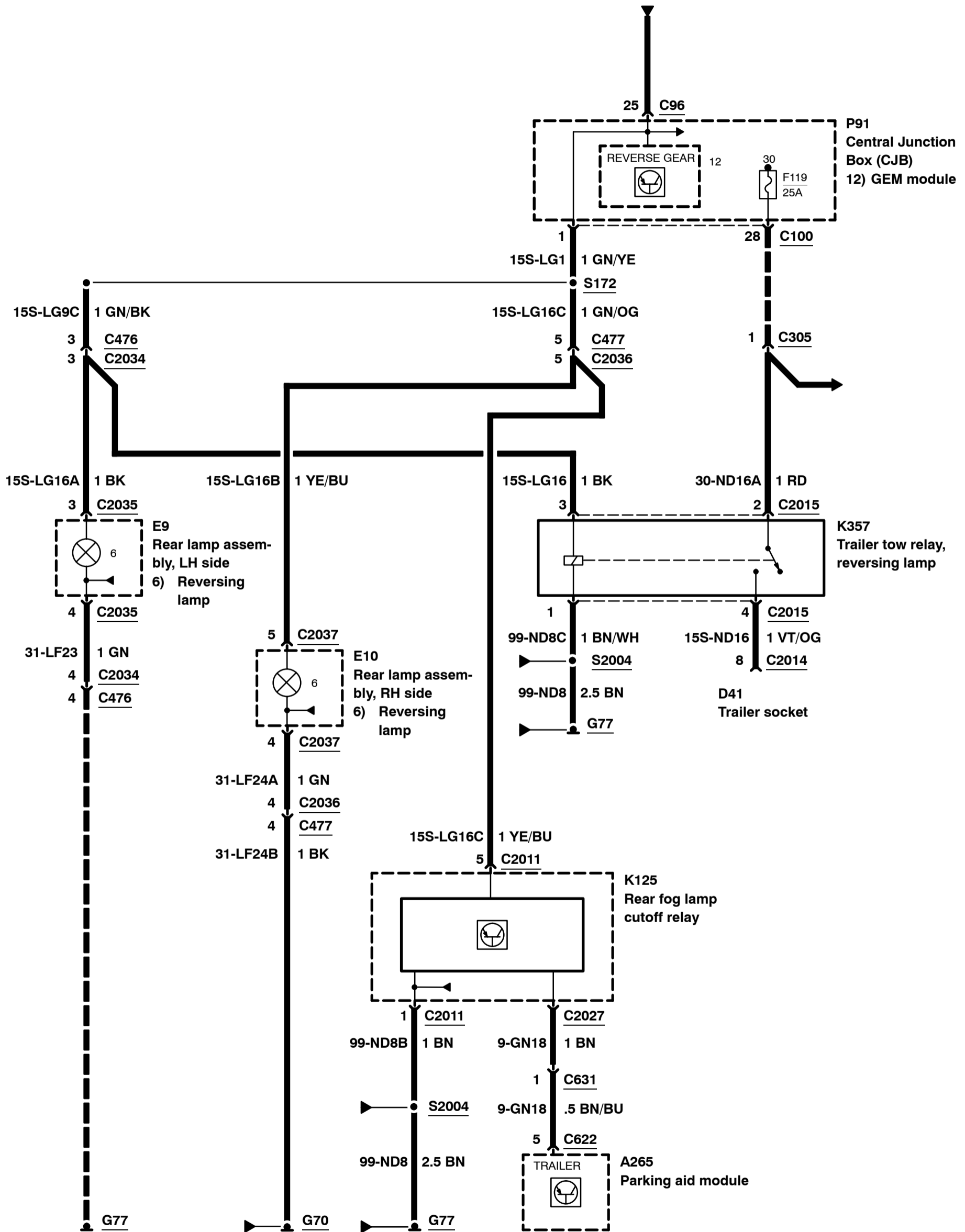
- 417-01-00-59 manual transmission
- 417-01-00-62 manual transmission (MPS6)
- 417-01-00-65 automatic transmission



Exterior Lighting – Trailer socket, Reversing lamps, 4-door model

2008
417-01-00-102
2008.75
Focus

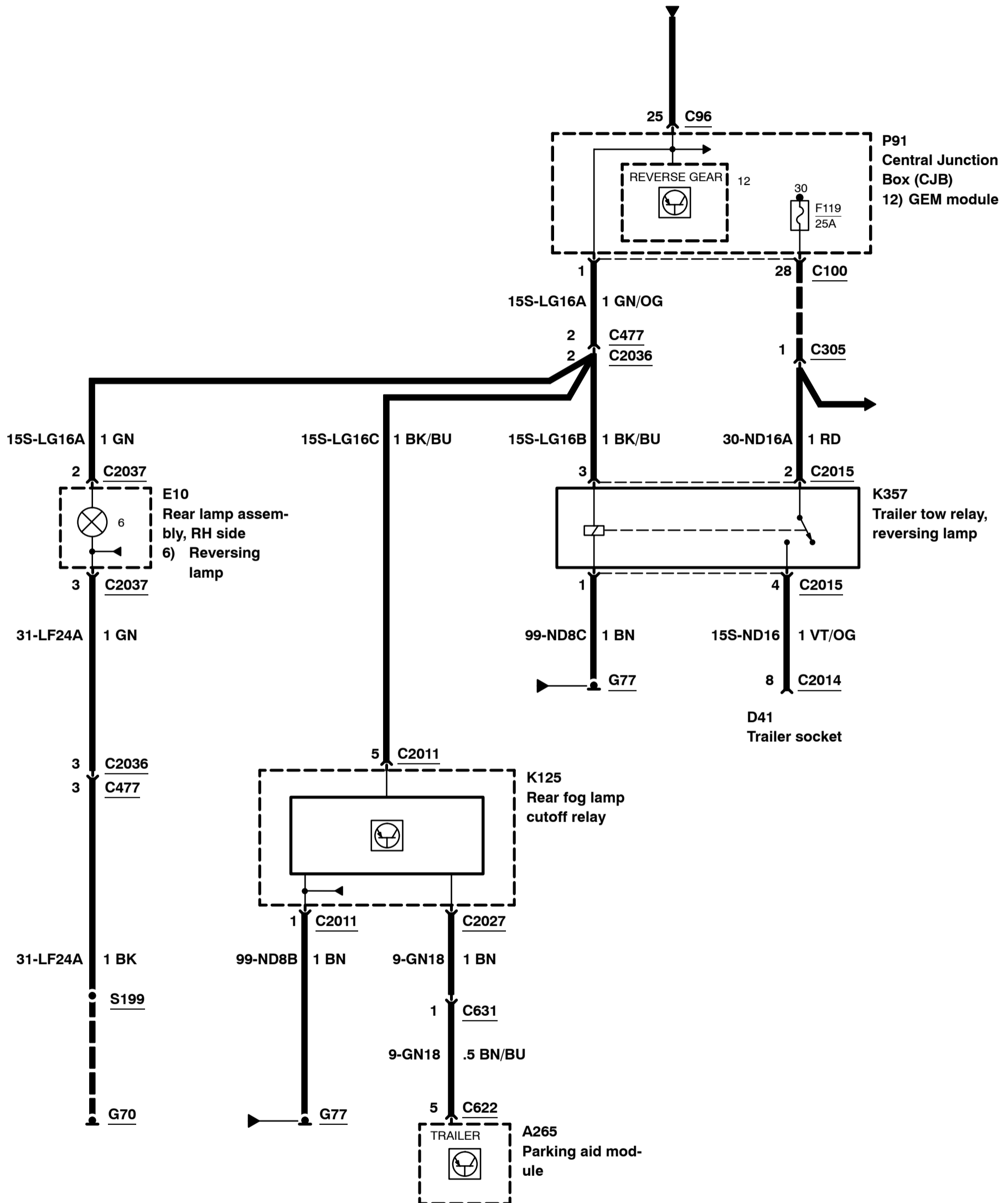
- 417-01-00-59 manual transmission
- 417-01-00-62 manual transmission (MPS6)
- 417-01-00-65 automatic transmission



Exterior Lighting – Trailer socket, Reversing lamps, wagon, LHD

2008
417-01-00-103
2008.75
Focus

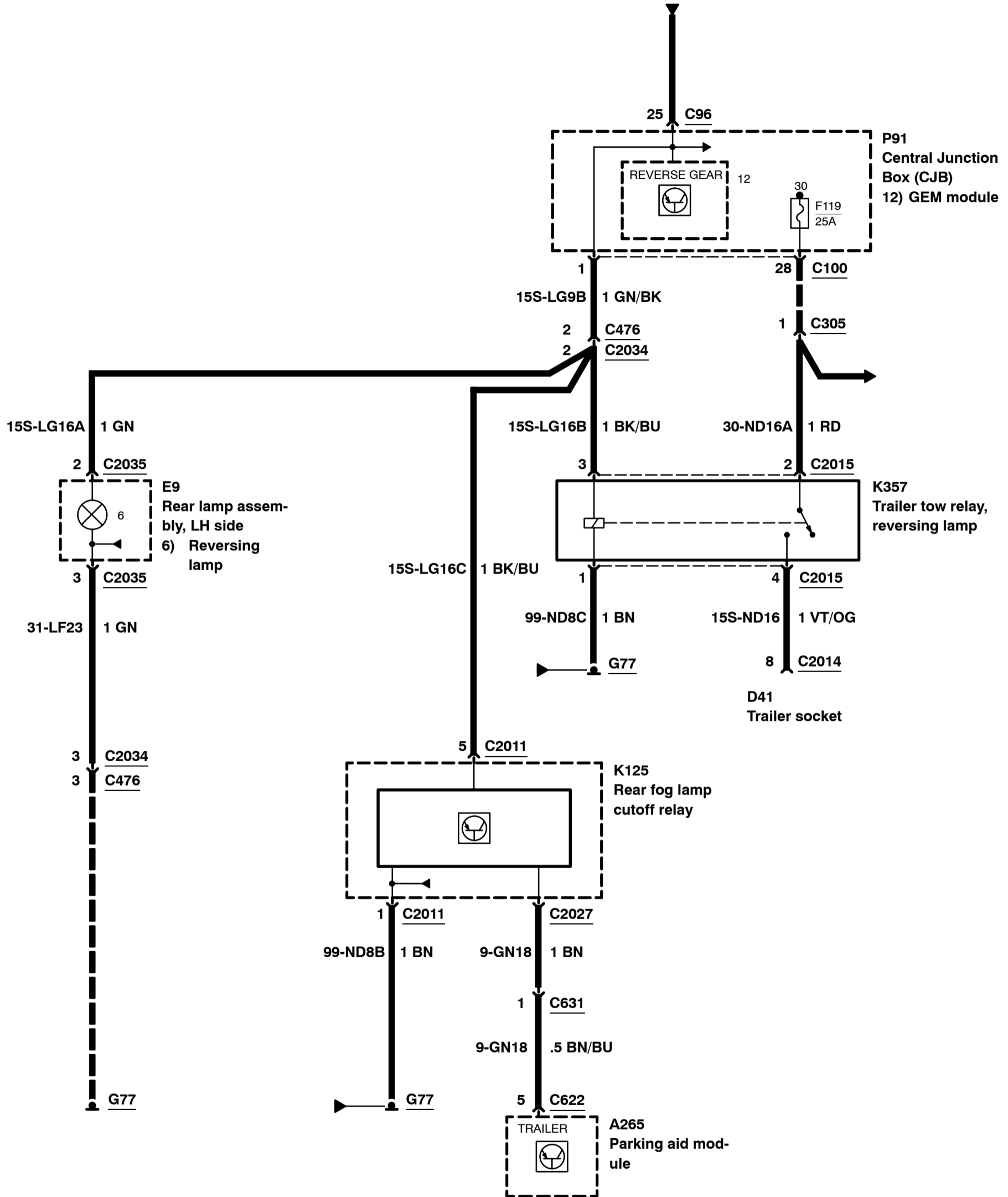
- 417-01-00-59 manual transmission
- 417-01-00-62 manual transmission (MPS6)
- 417-01-00-65 automatic transmission



Exterior Lighting – Trailer socket, Reversing lamps, wagon, RHD

2008
417-01-00-104
2008.75
Focus

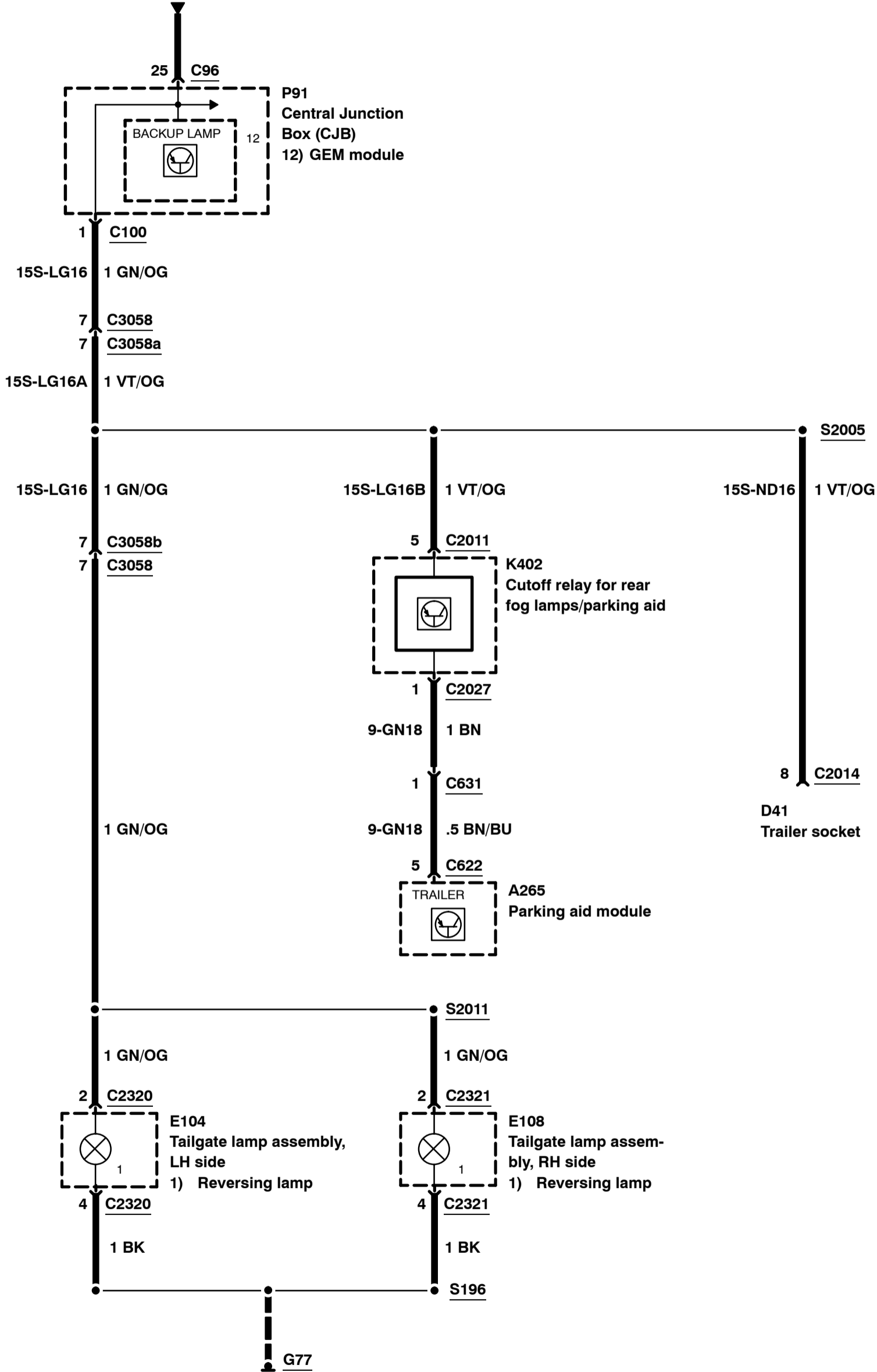
- 417-01-00-59 manual transmission
- 417-01-00-62 manual transmission (MPS6)
- 417-01-00-65 automatic transmission



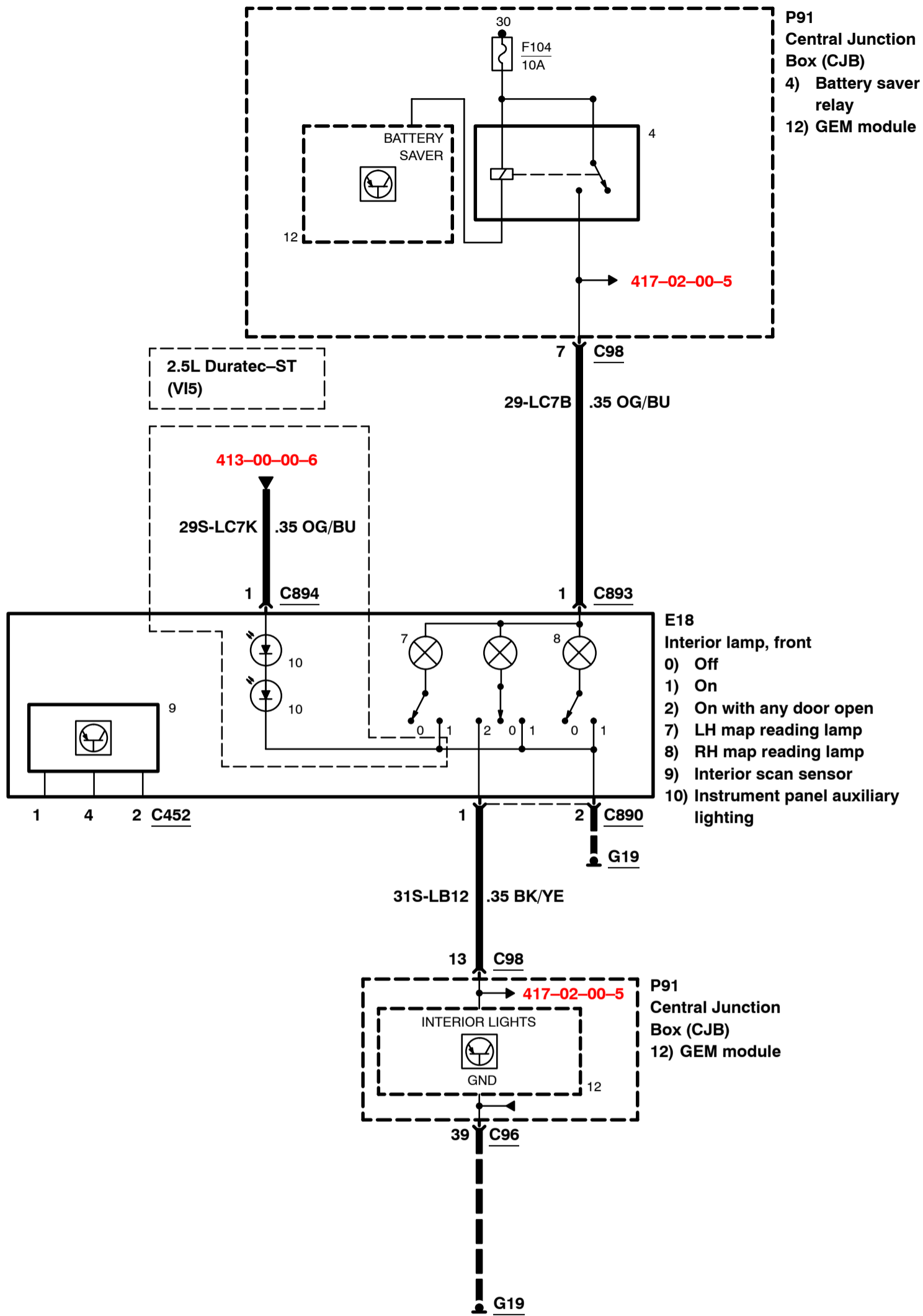
Exterior Lighting – Trailer socket, Reversing lamps, with 13-pin trailer socket, Coupé-Cabriolet

2008
417-01-00-105
2008.75
Focus

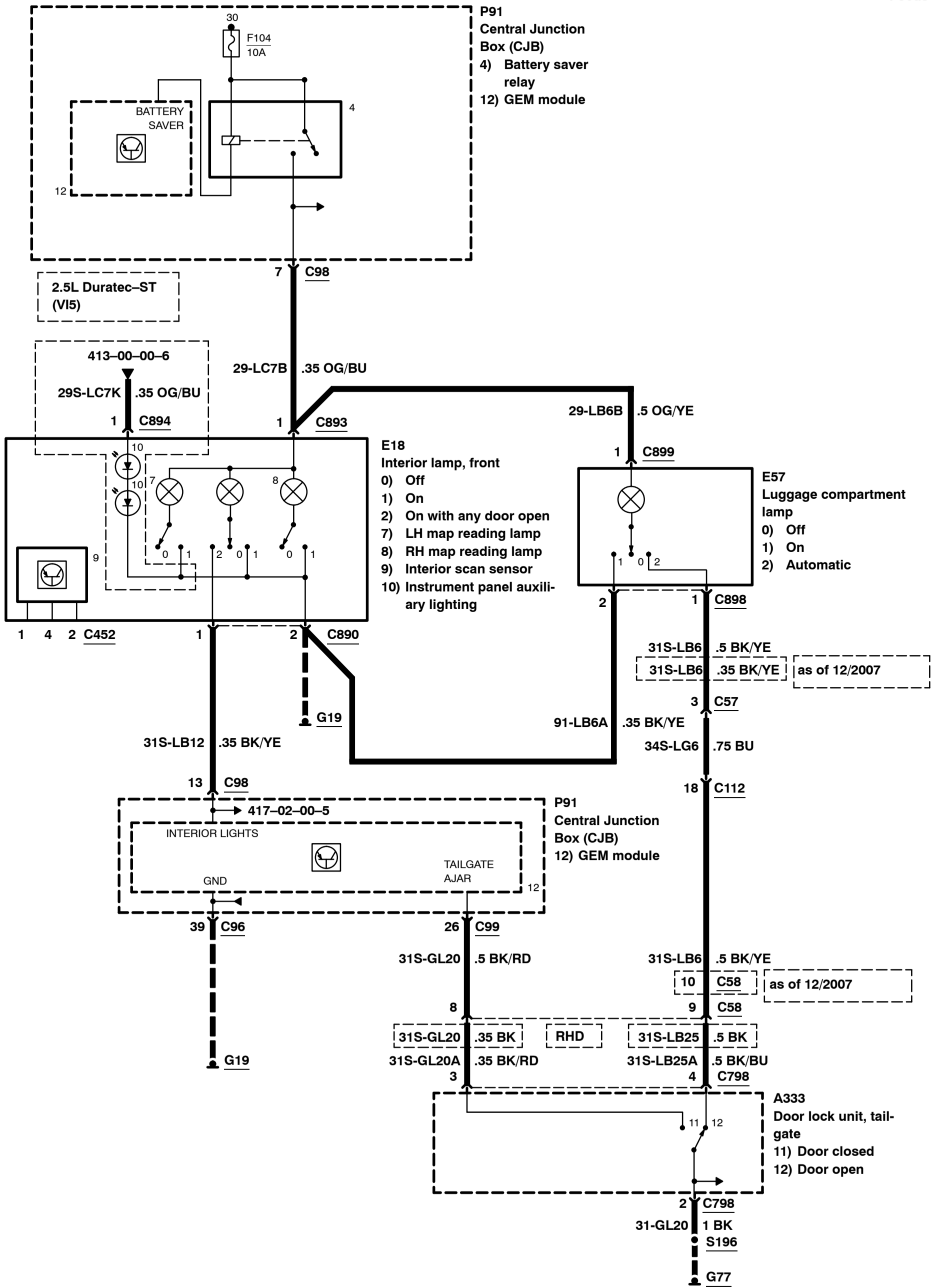
- 417-01-00-59 manual transmission
- 417-01-00-62 manual transmission (MPS6)
- 417-01-00-65 automatic transmission



Interior Lighting – except Coupé–Cabriolet, with front interior lamp

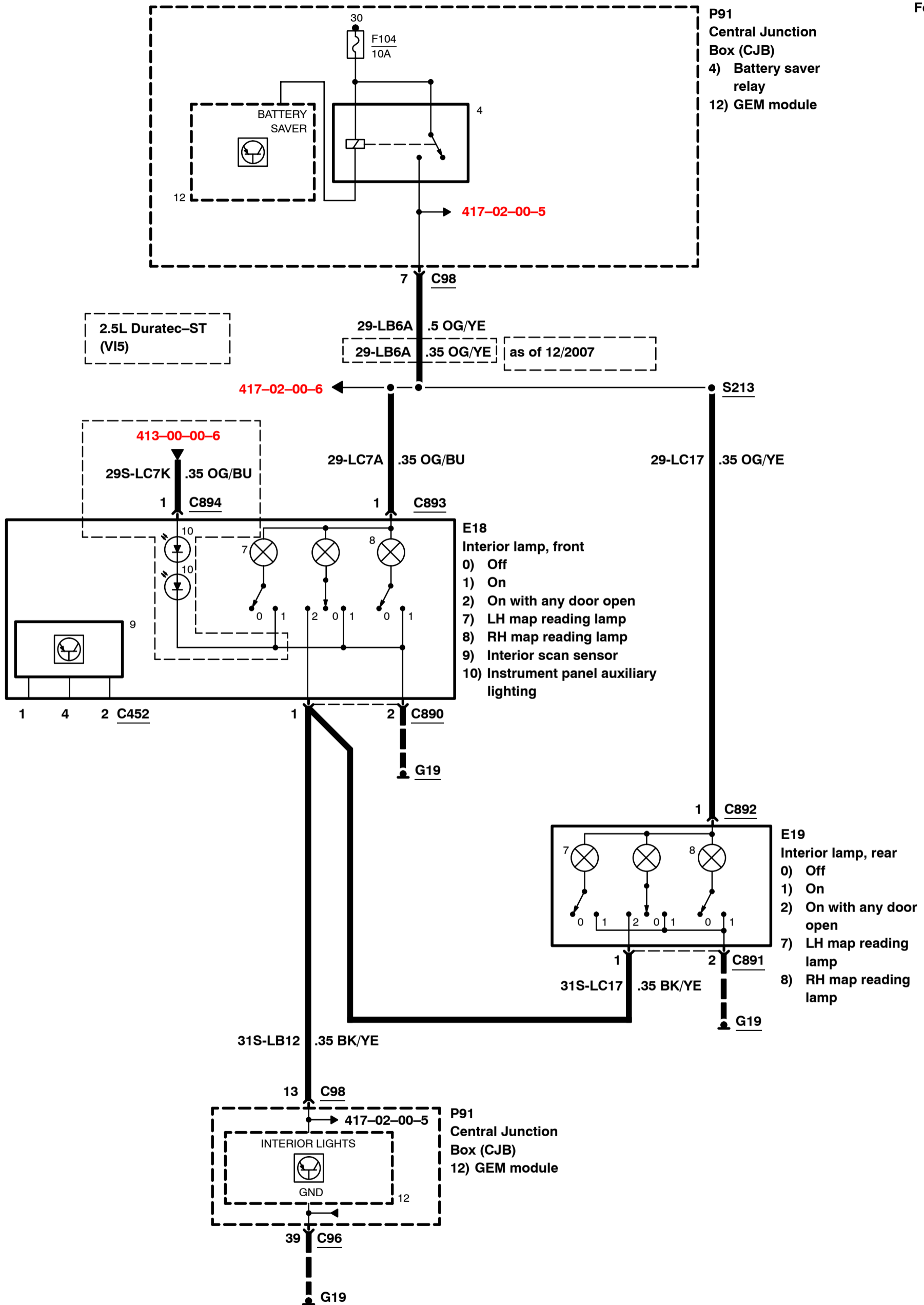


Interior Lighting – except Coupé–Cabriolet, with front interior lamp, with luggage compartment lamp



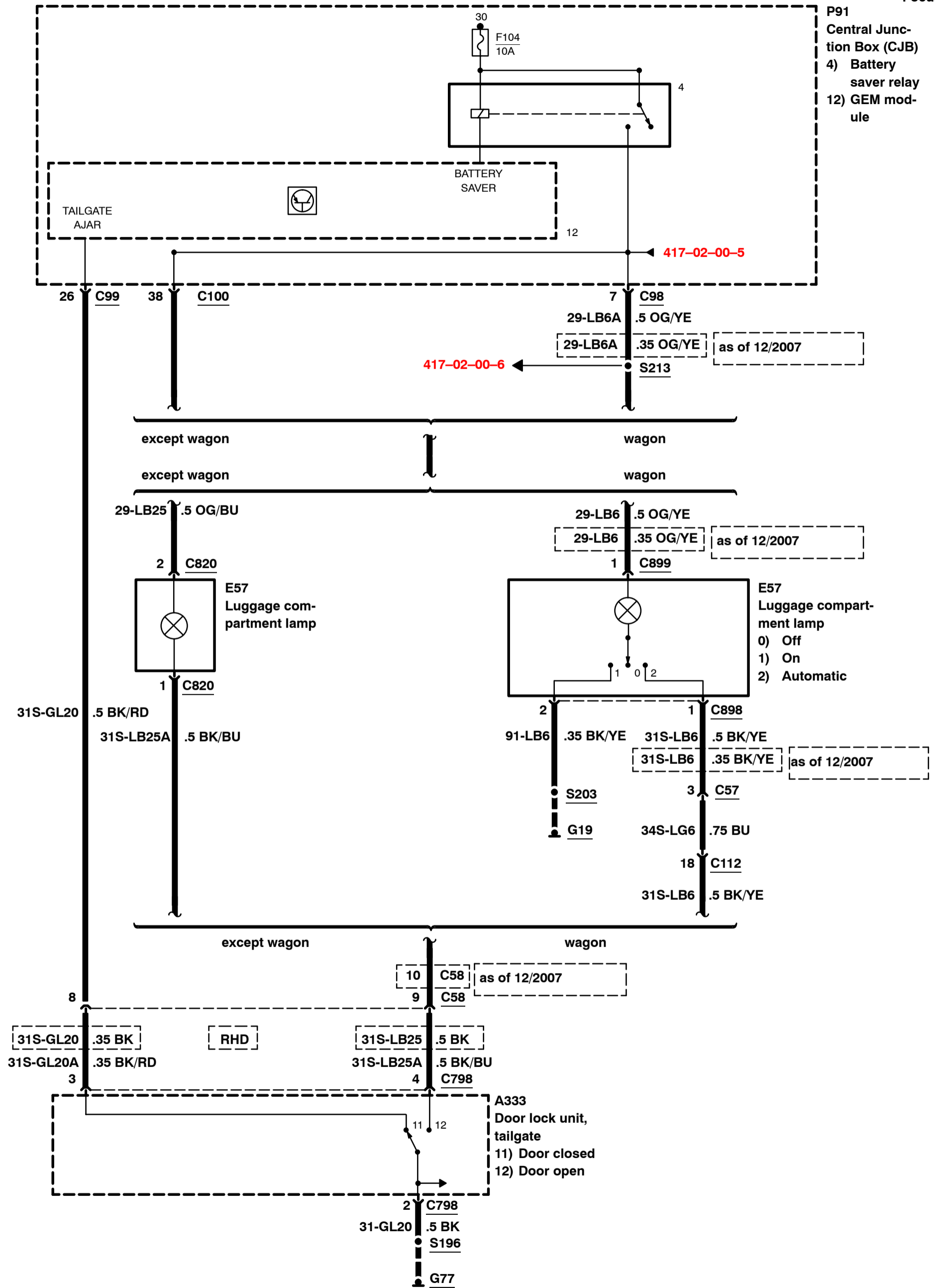
Interior Lighting – except Coupé–Cabriolet, with front and rear interior lamp, with vanity mirrors

2008
417-02-00-3
2008.75
Focus

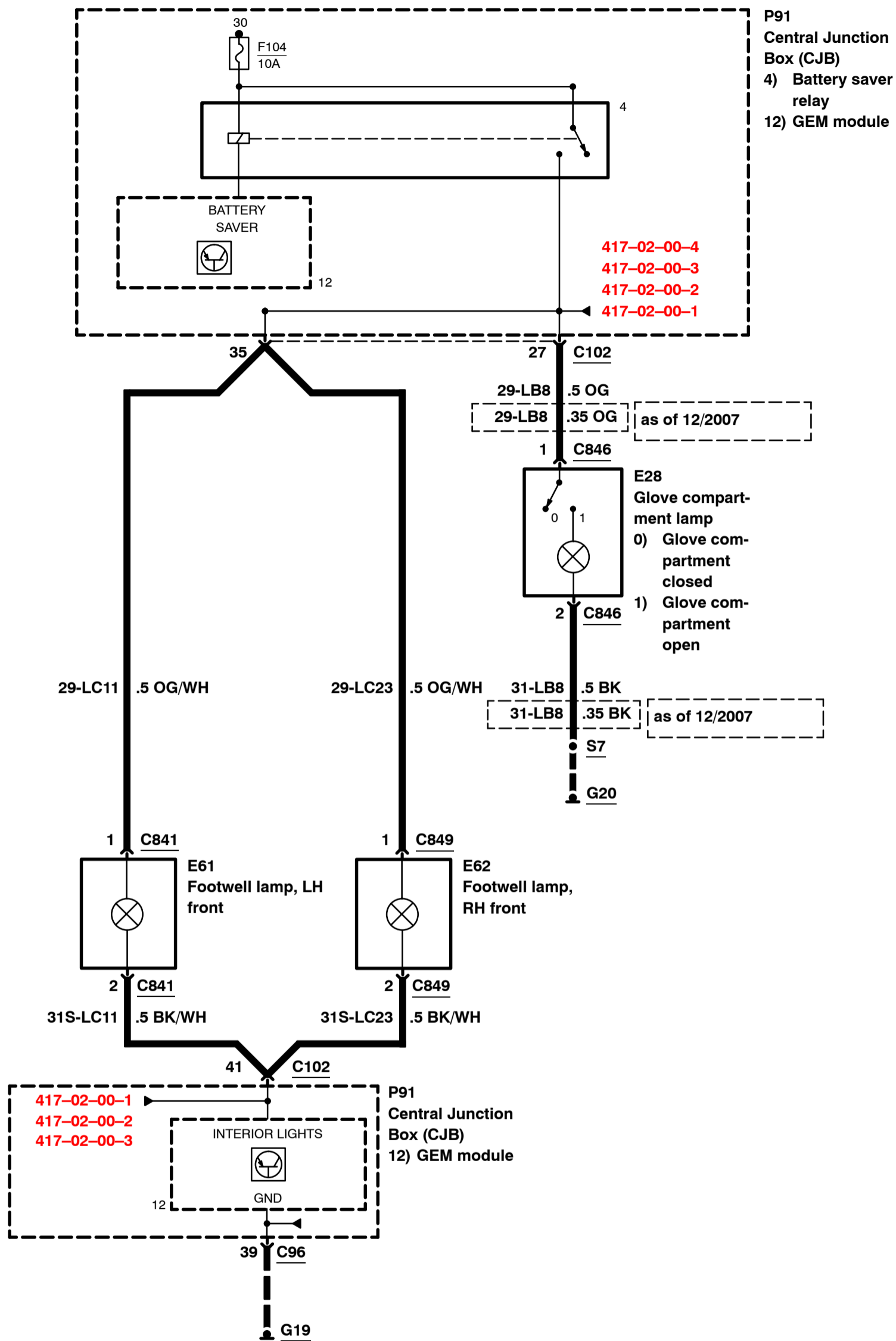


Interior Lighting – except Coupé–Cabriolet

2008
417-02-00-4
2008.75
Focus

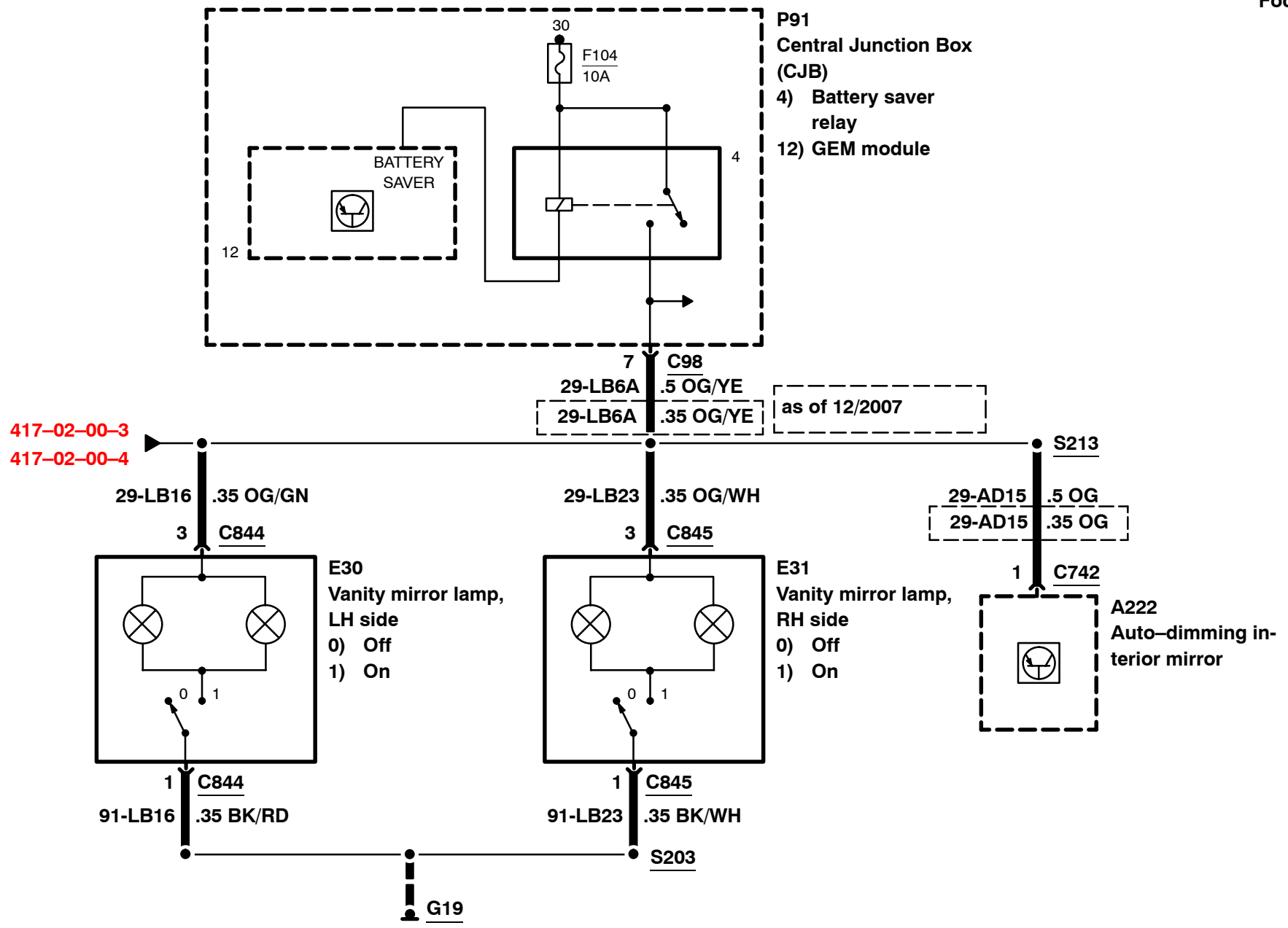


Interior Lighting – except Coupé–Cabriolet

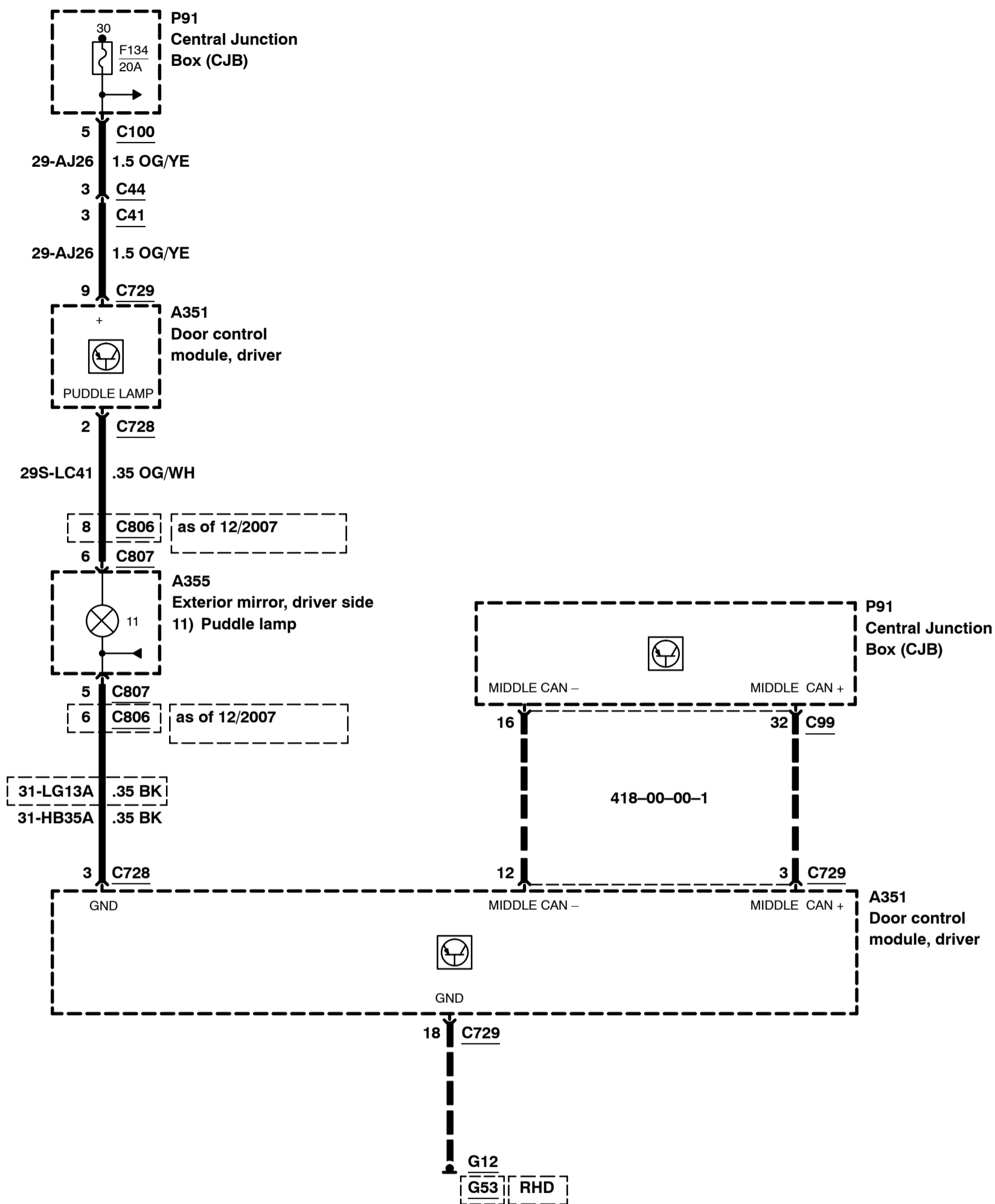


Interior Lighting – except Coupé–Cabriolet

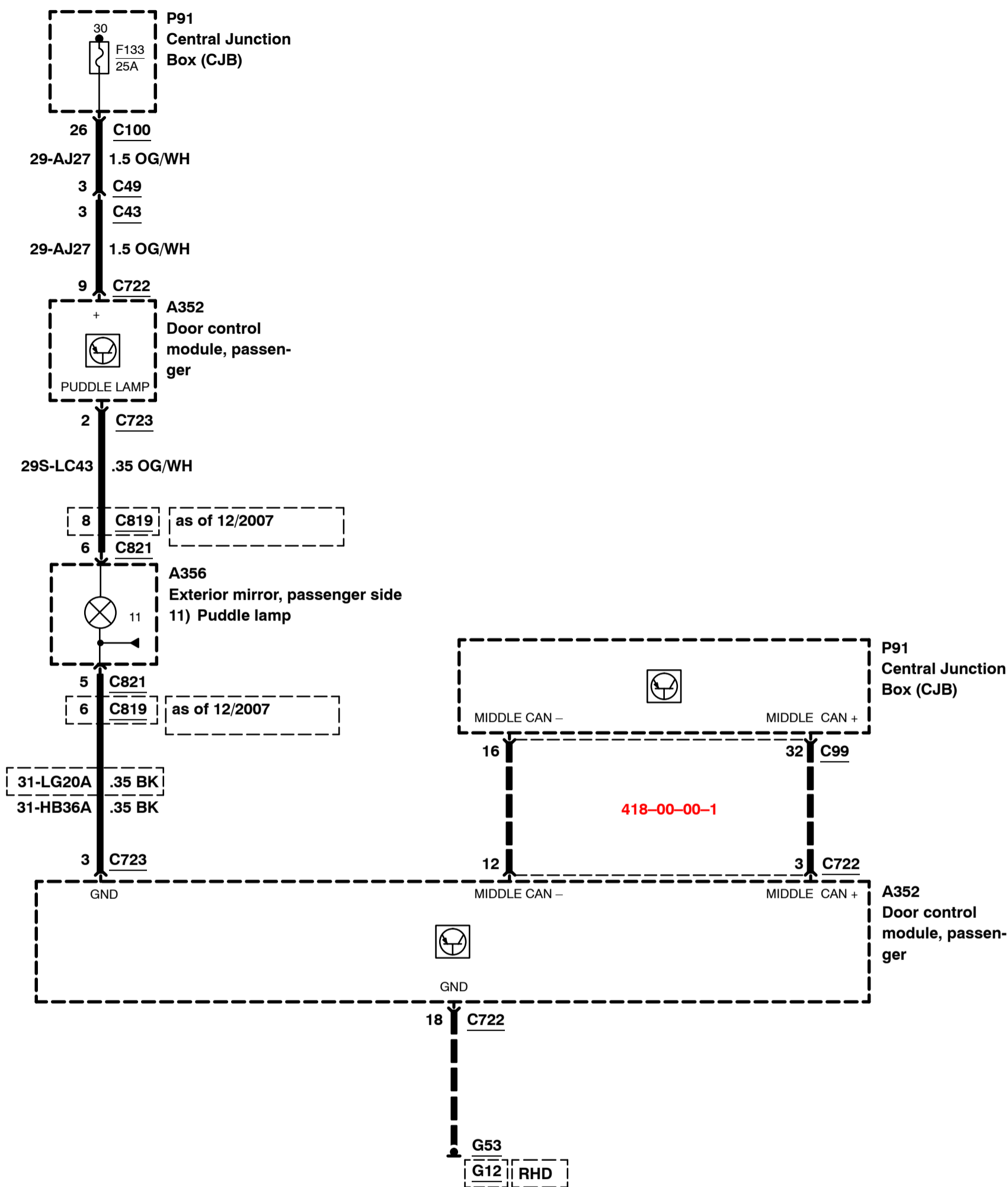
2008
417-02-00-6
2008.75
Focus



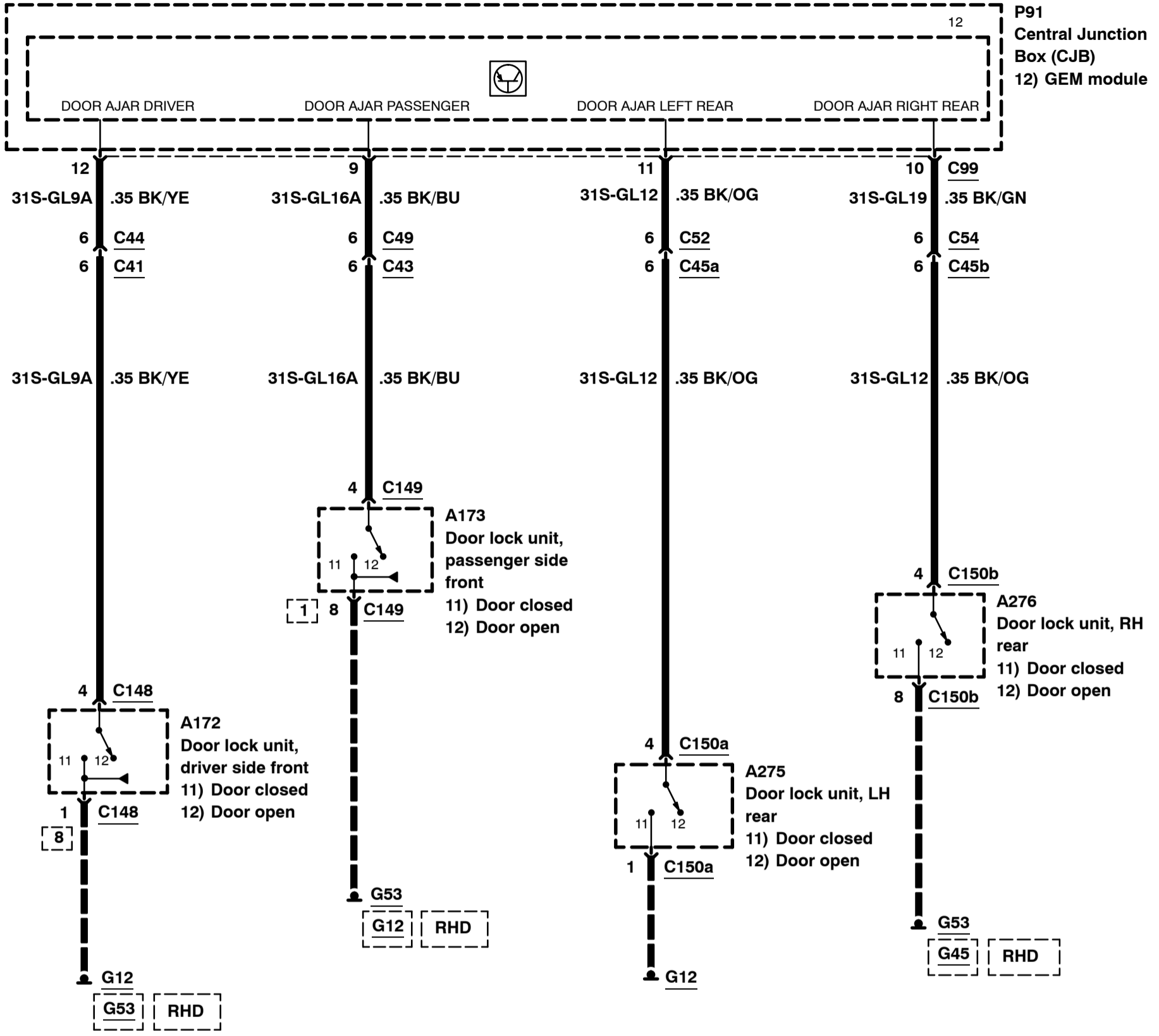
Interior Lighting – except Coupé–Cabriolet



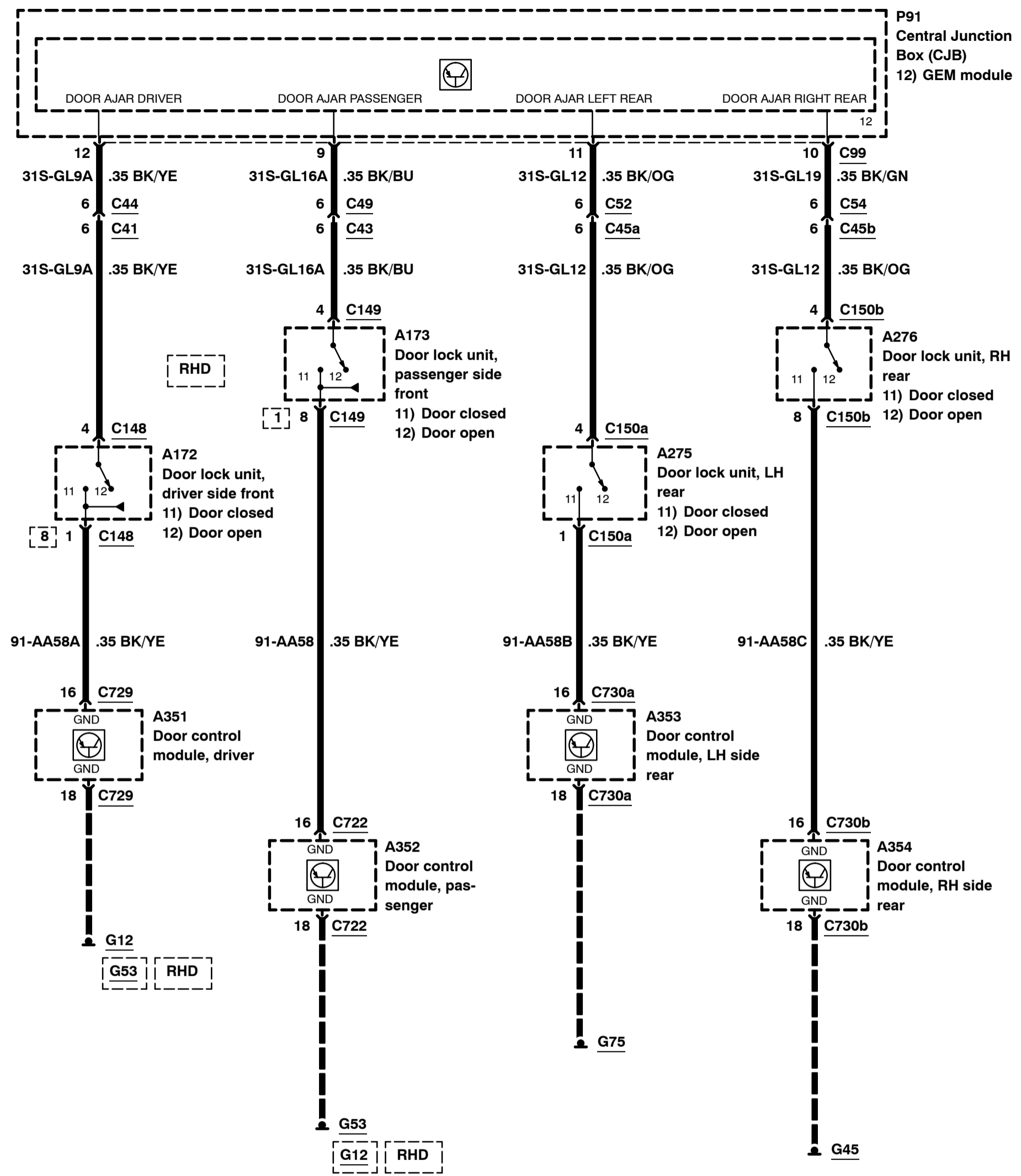
Interior Lighting – except Coupé–Cabriolet



Interior Lighting – except Coupé–Cabriolet, without global closing

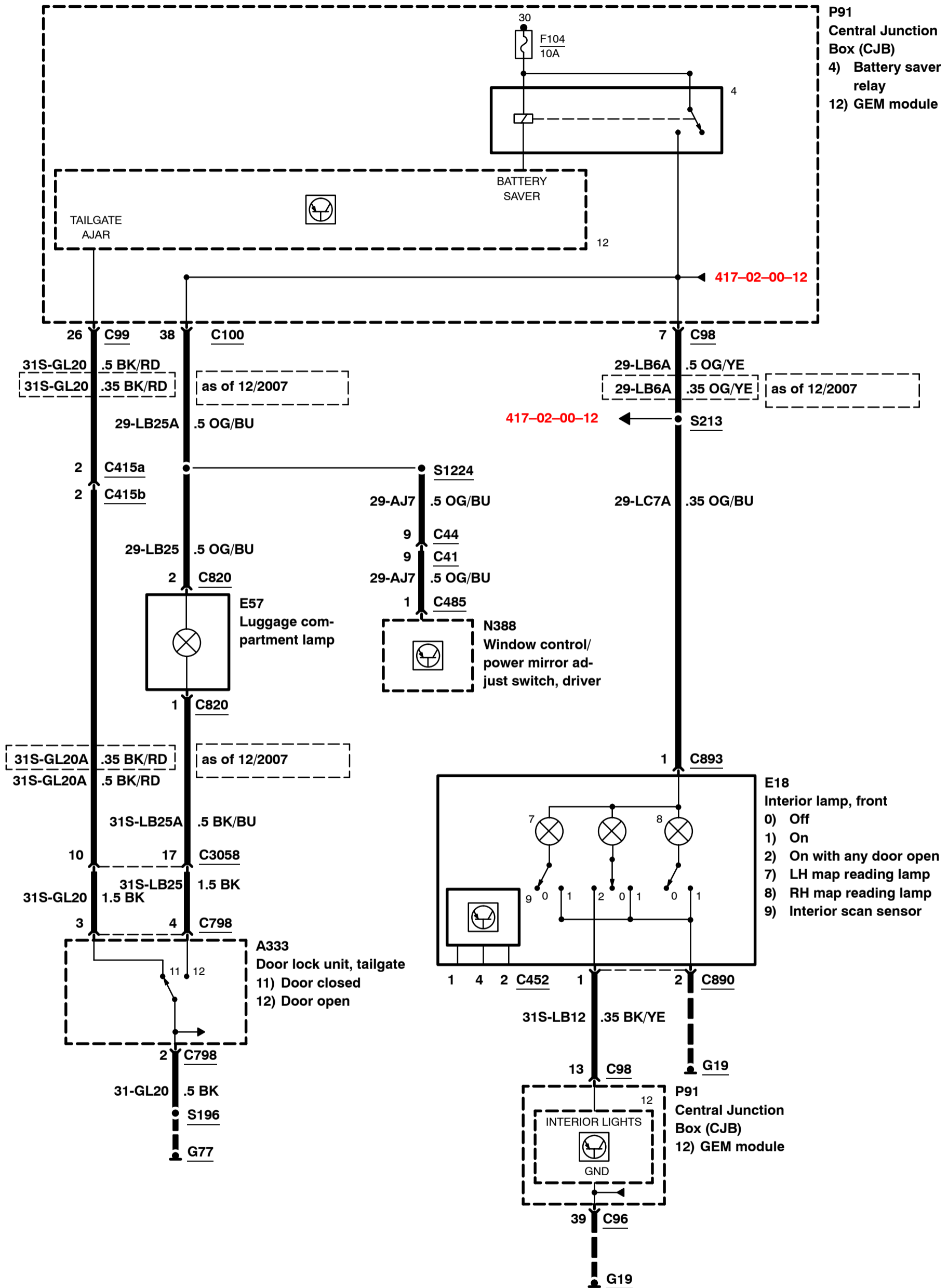


Interior Lighting – except Coupé–Cabriolet, with global closing



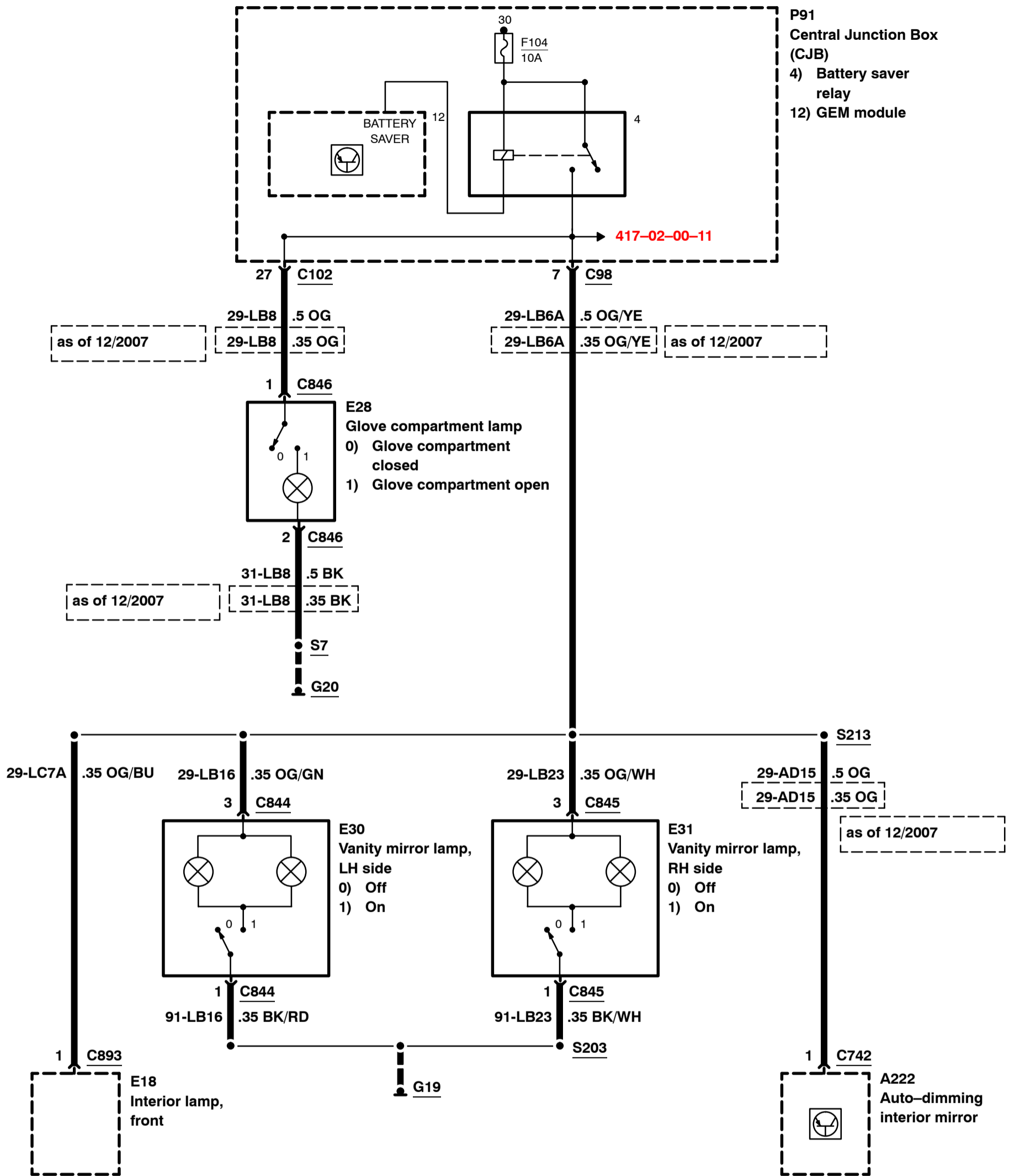
Interior Lighting – Coupé–Cabriolet

2008
417-02-00-11
2008.75
Focus



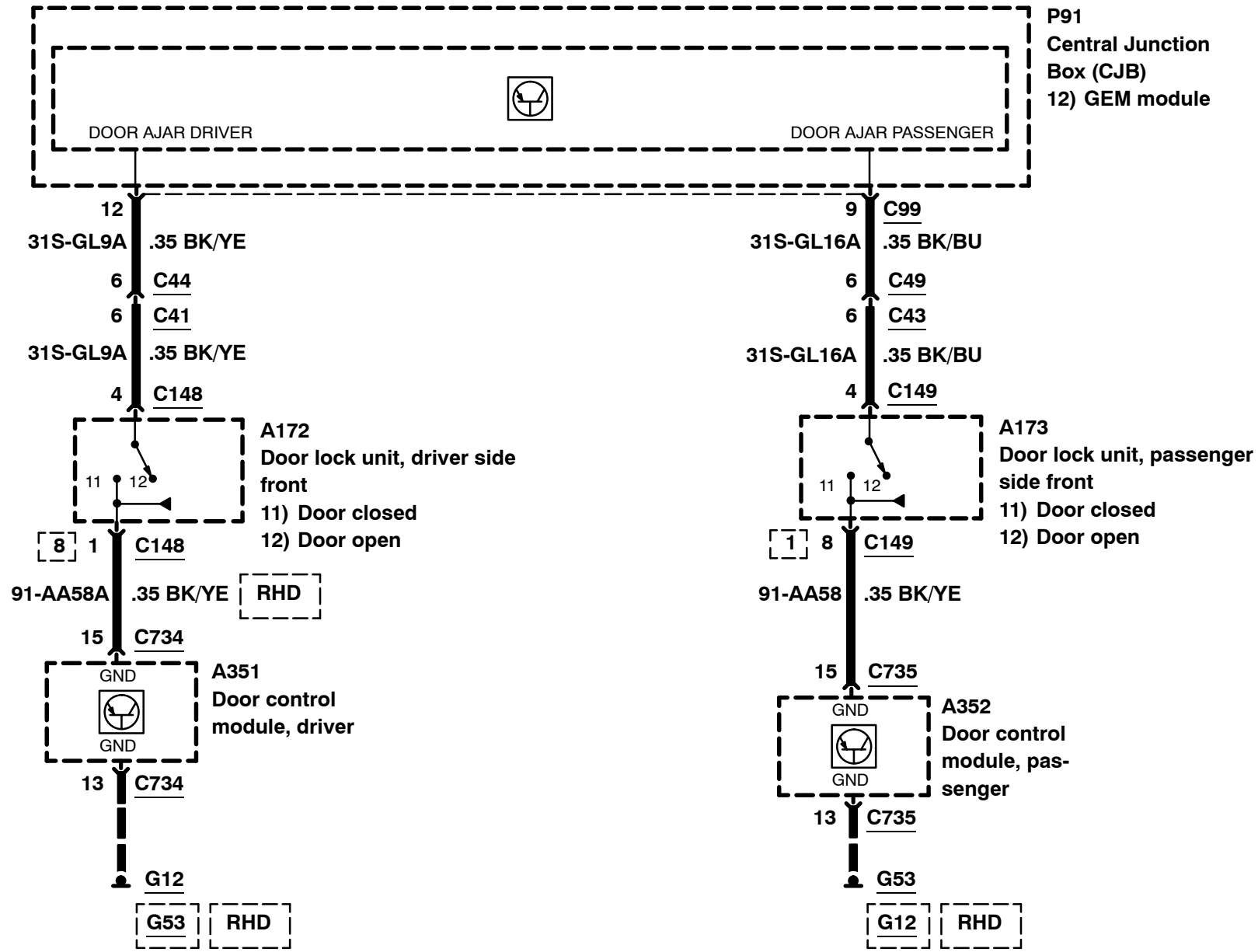
Interior Lighting – Coupé–Cabriolet

2008
417-02-00-12
2008.75
Focus

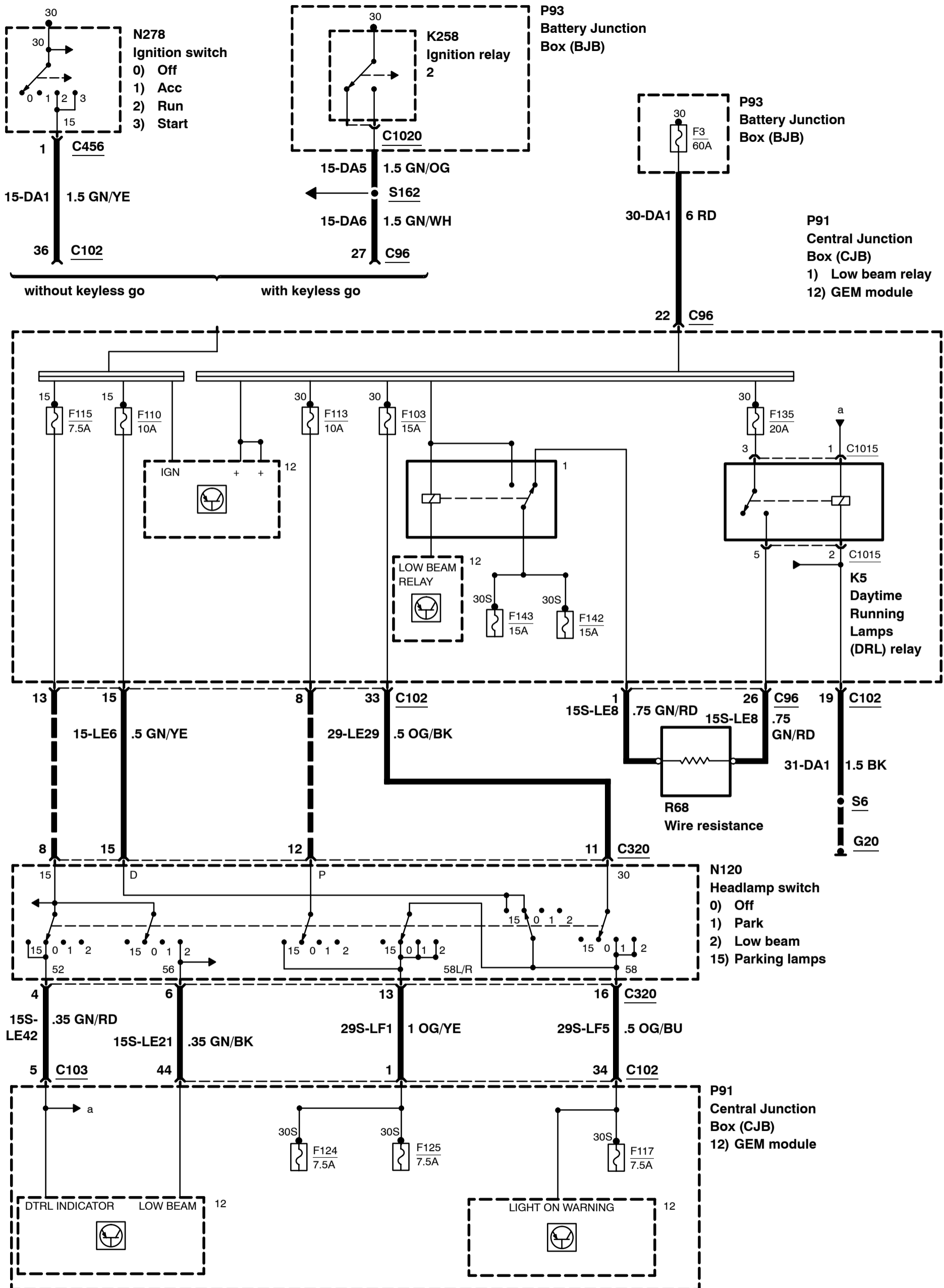


2008
417-02-00-13
2008.75
Focus

Interior Lighting – Coupé–Cabriolet

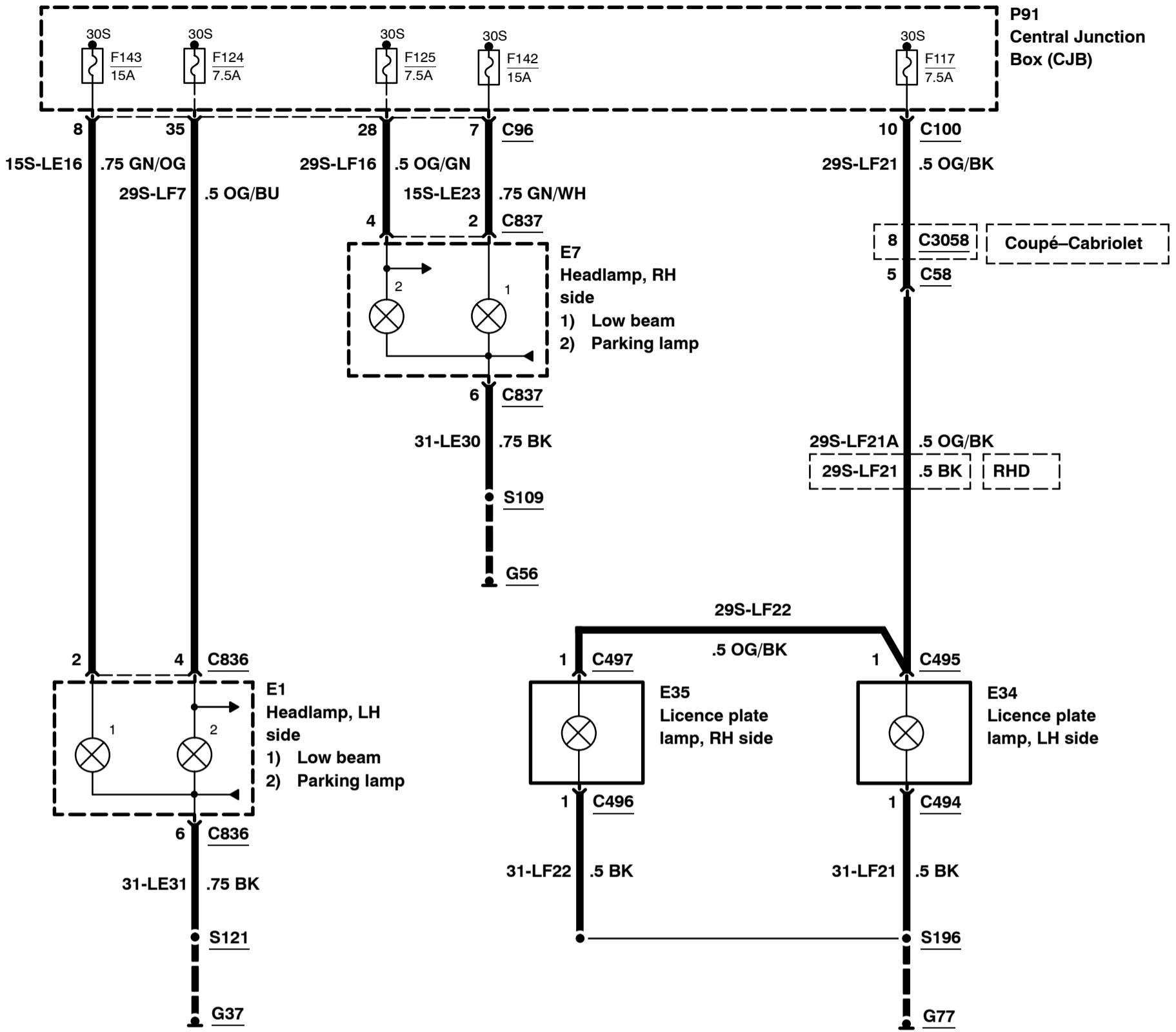


Daytime Running Lamps – Low beam, without high intensity discharge head-lamps



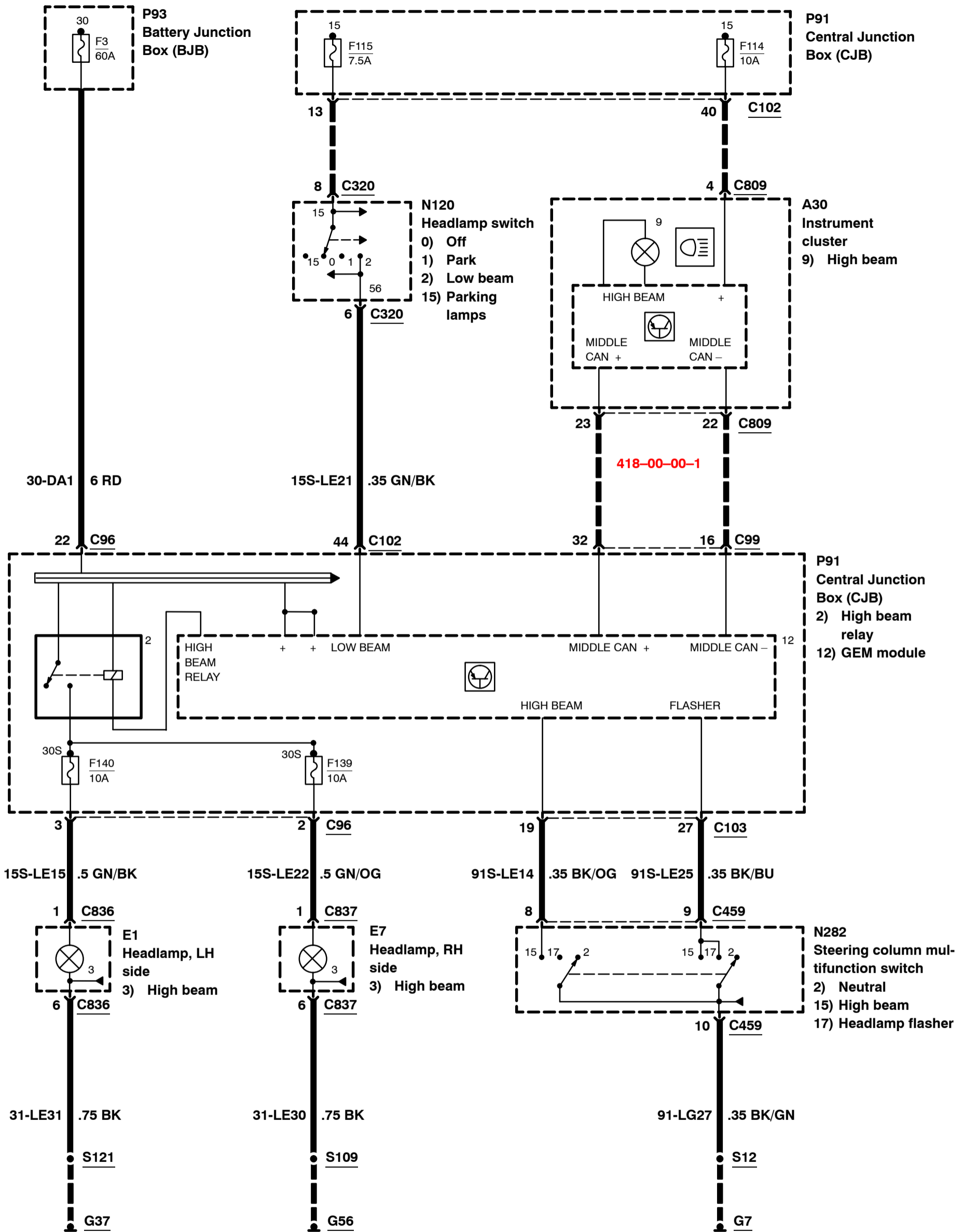
Daytime Running Lamps – Low beam, without high intensity discharge head-lamps

2008
417-04-00-2
2008.75
Focus

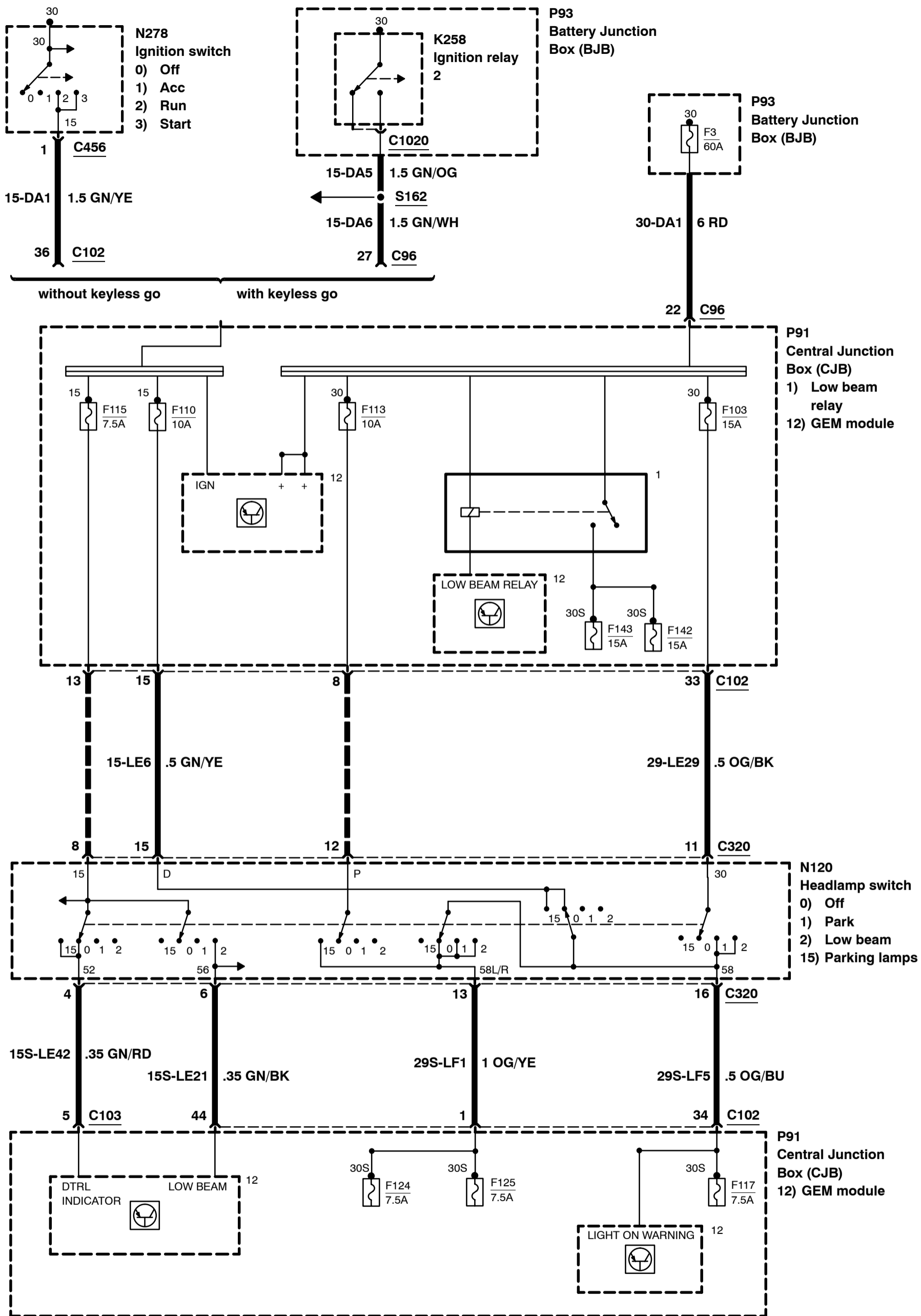


Daytime Running Lamps – High beam, without high intensity discharge headlamps

2008
417-04-00-3
2008.75
Focus

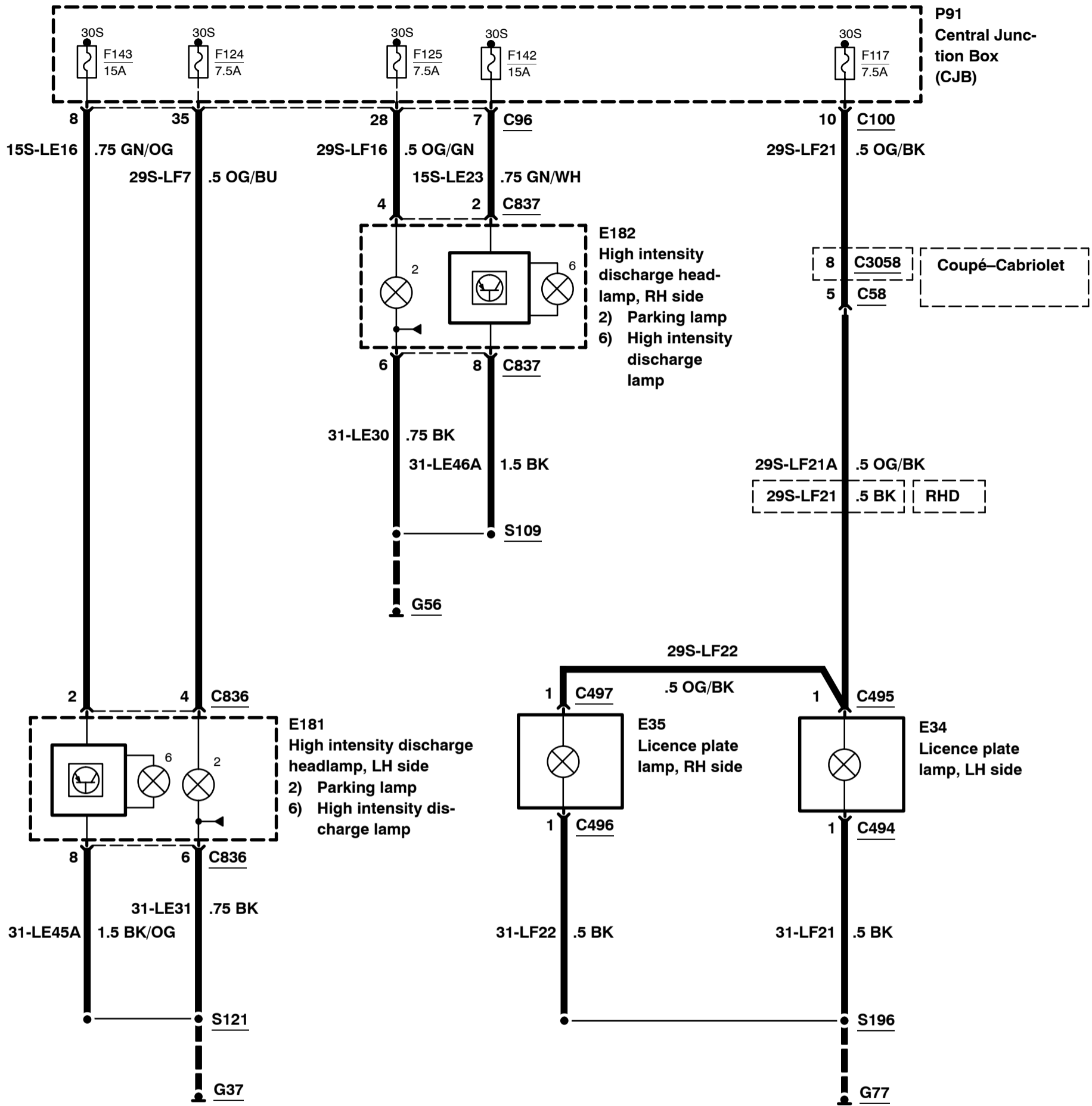


Daytime Running Lamps – Low beam, with high intensity discharge headlamps

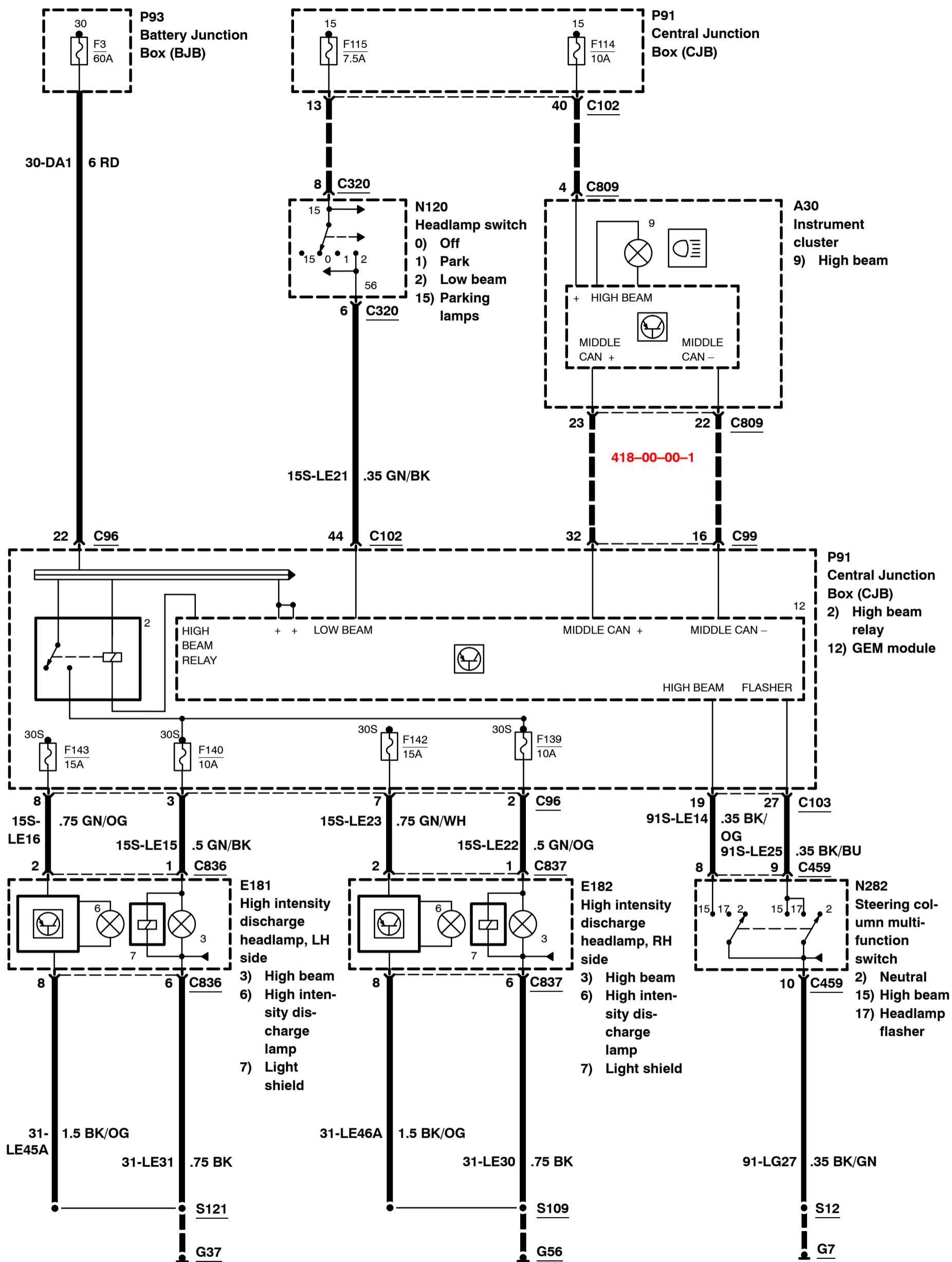


Daytime Running Lamps – Low beam, with high intensity discharge headlamps

2008
417-04-00-5
2008.75
Focus

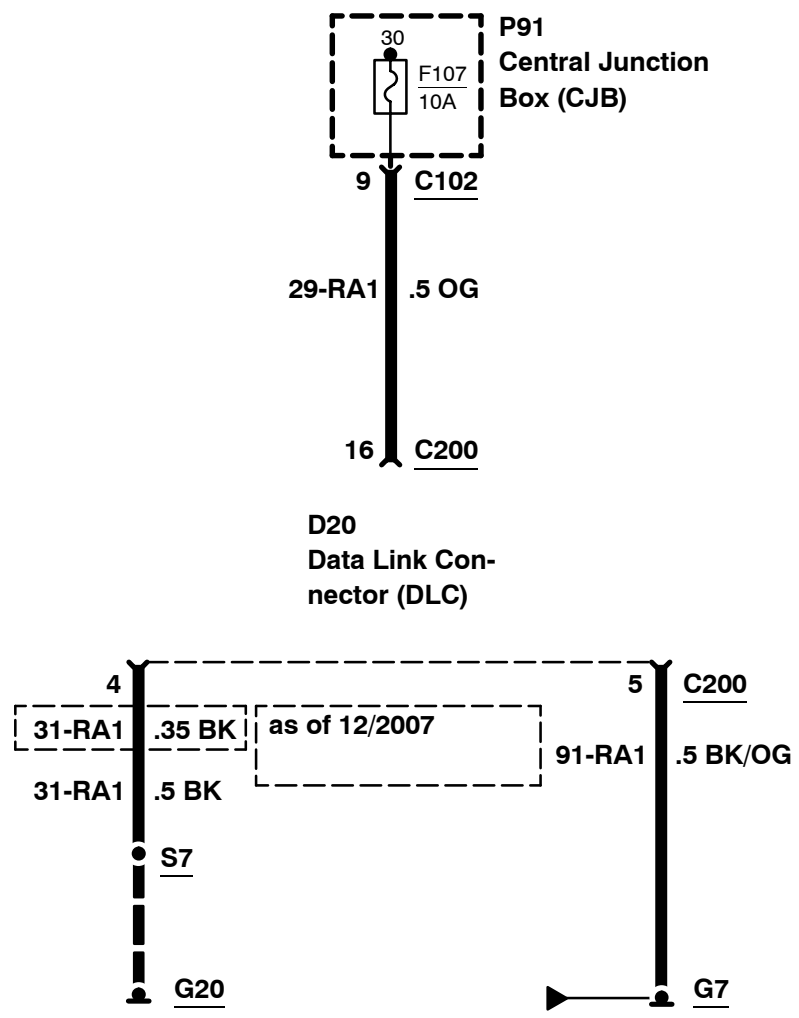


Daytime Running Lamps – High beam, with high intensity discharge headlamps

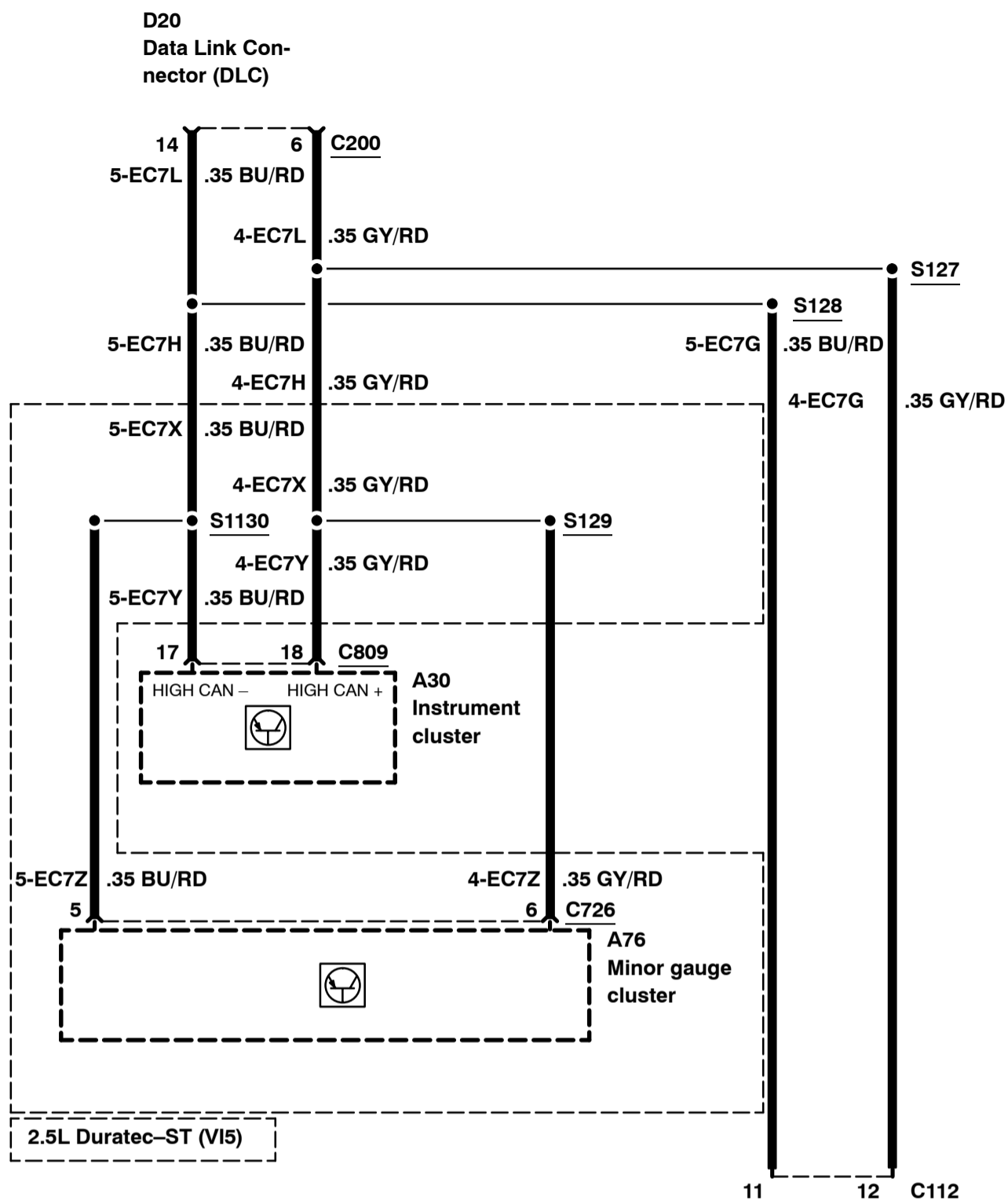


Module Communications Network – Data link connector, pins 4, 5 and 16

2008
418-00-00-1
2008.75
Focus

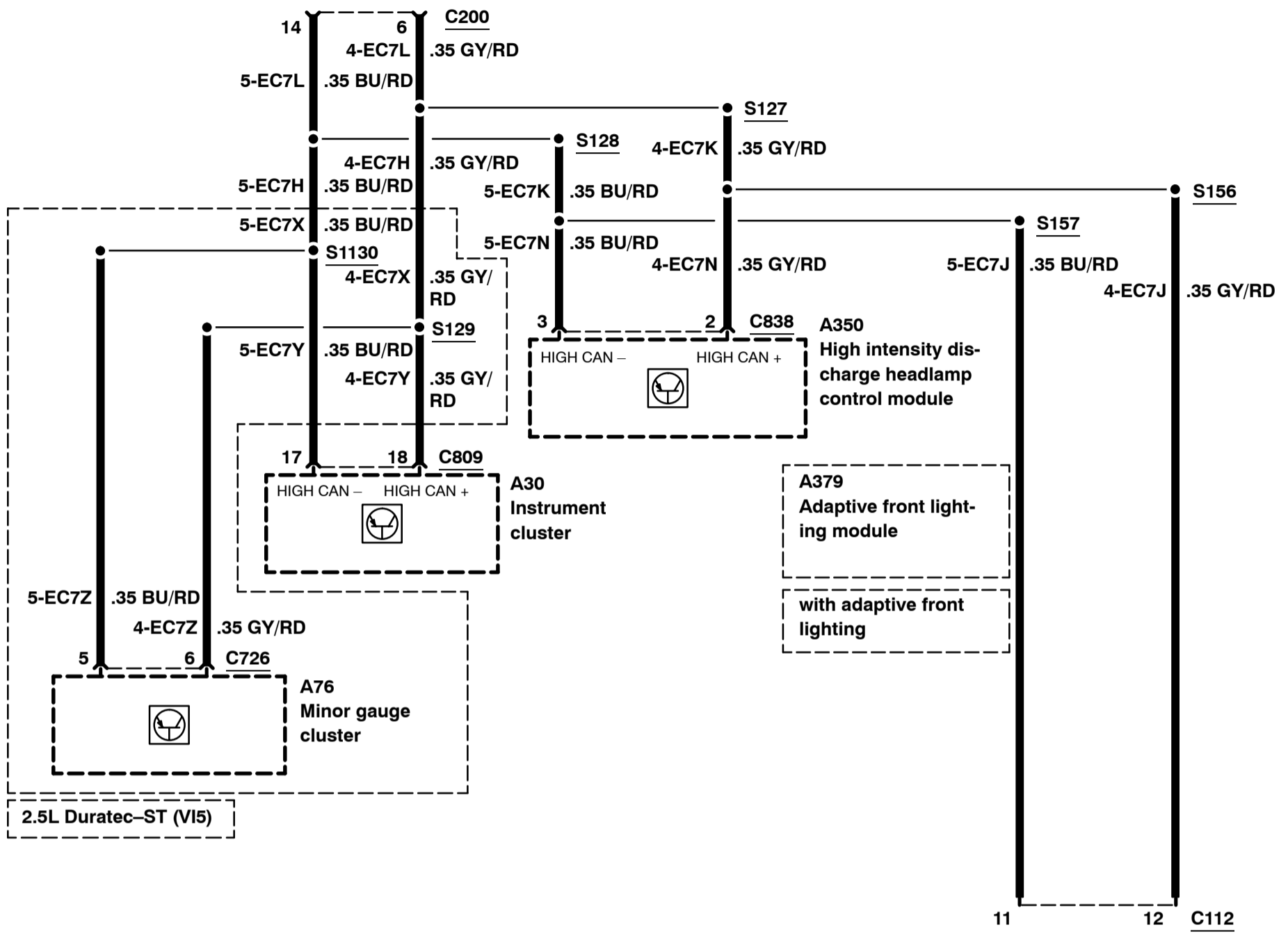


Module Communications Network – Data link connector, pins 6 and 14, without high intensity discharge headlamps, without adaptive front lighting



Module Communications Network – Data link connector, pins 6 and 14, with high intensity discharge headlamps, with adaptive front lighting

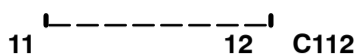
D20
Data Link Connector (DLC)



Module Communications Network – Data link connector, pins 6 and 14

2008
418-00-00-4
2008.75
Focus

418-00-00-2 without high intensity discharge headlamps
418-00-00-3 with high intensity discharge headlamps

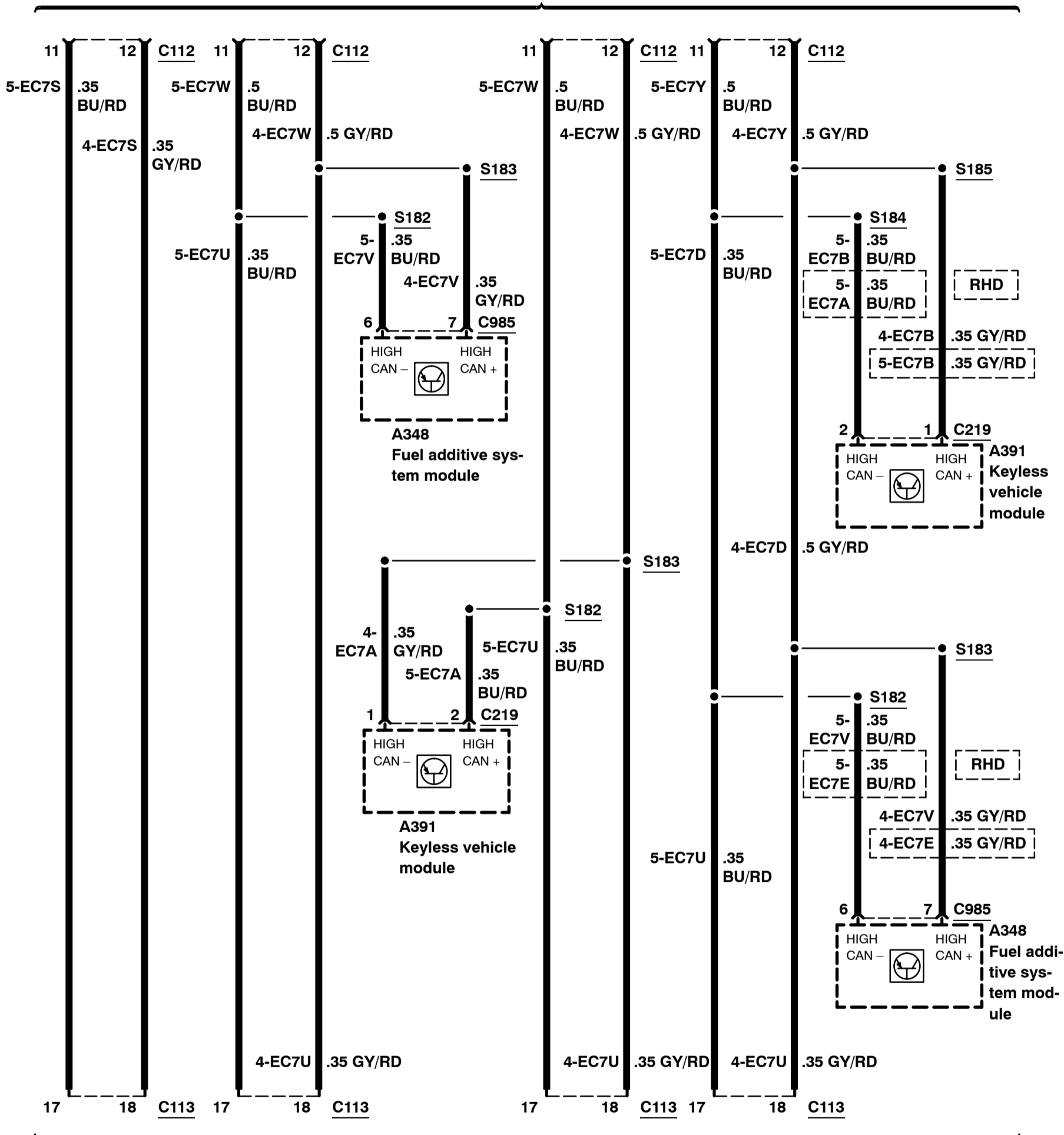


without diesel particulate filter
without keyless go

with diesel particulate filter

with keyless go

with diesel particulate filter
with keyless go

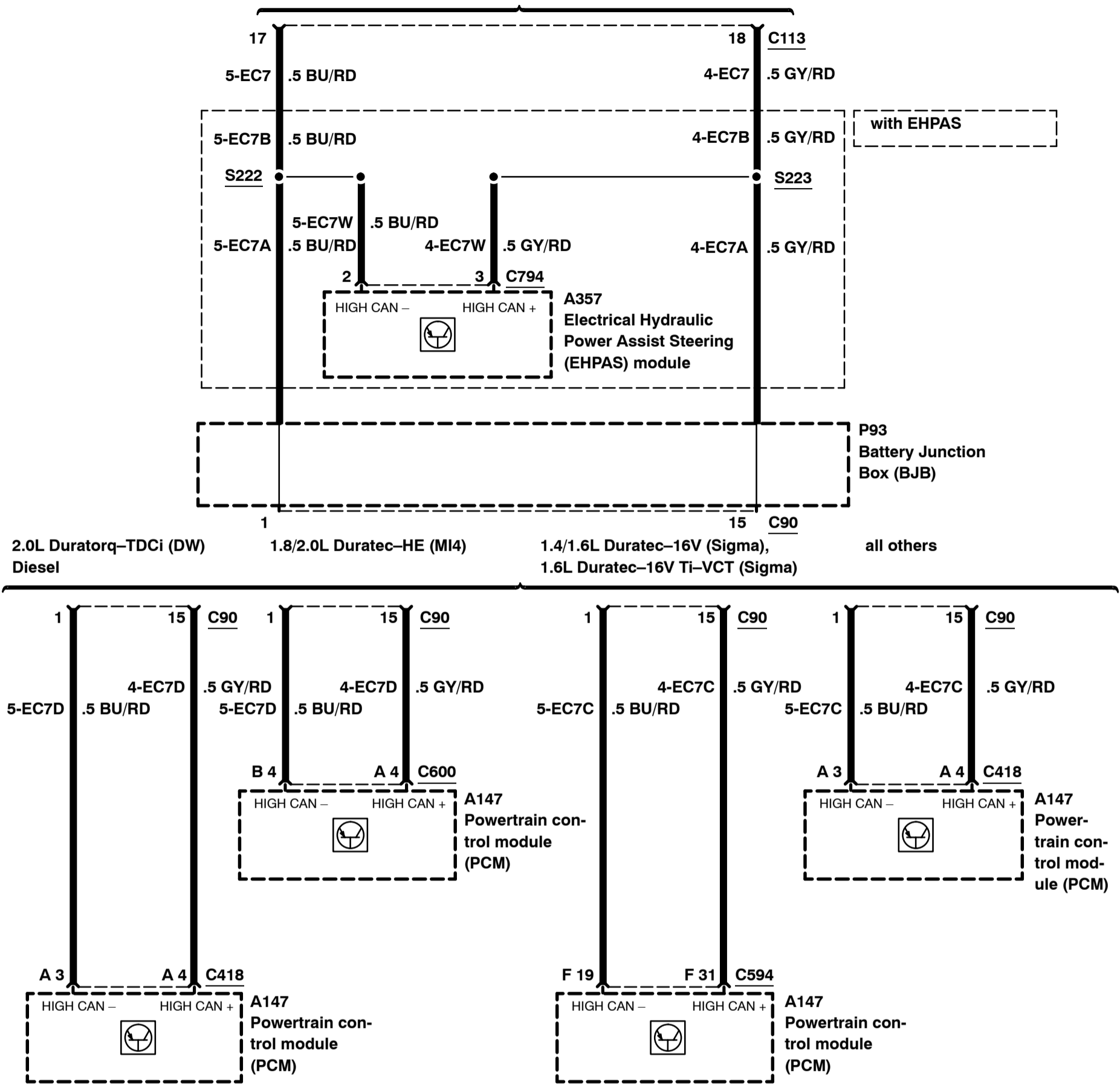


418-00-00-5 without ABS, without Electronic Stability Program (ESP), manual transmission
418-00-00-6 without ABS, without Electronic Stability Program (ESP), automatic transmission, manual transmission (MPS6)
418-00-00-7 with ABS, with Electronic Stability Program (ESP), manual transmission
418-00-00-8 with ABS, with Electronic Stability Program (ESP), automatic transmission, manual transmission (MPS6)

Module Communications Network – Data Link Connector (DLC), without ABS, without Electronic Stability Program (ESP), manual transmission

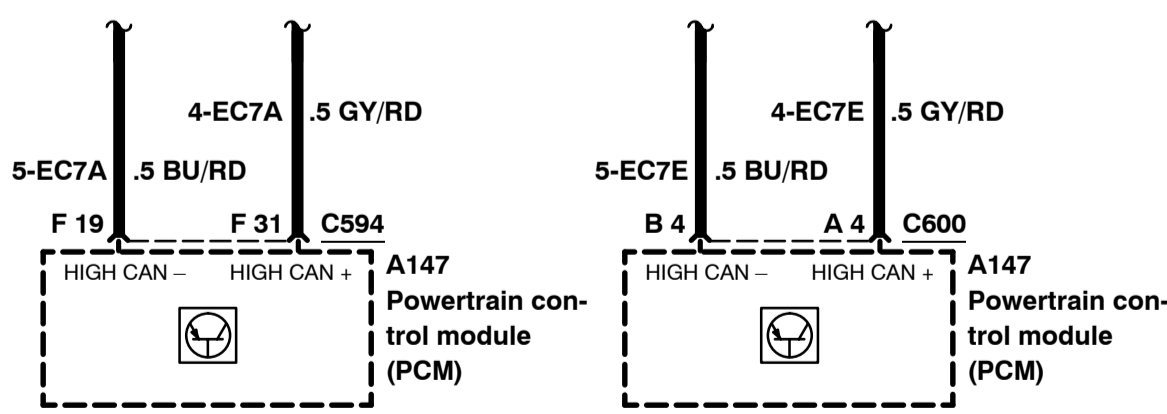
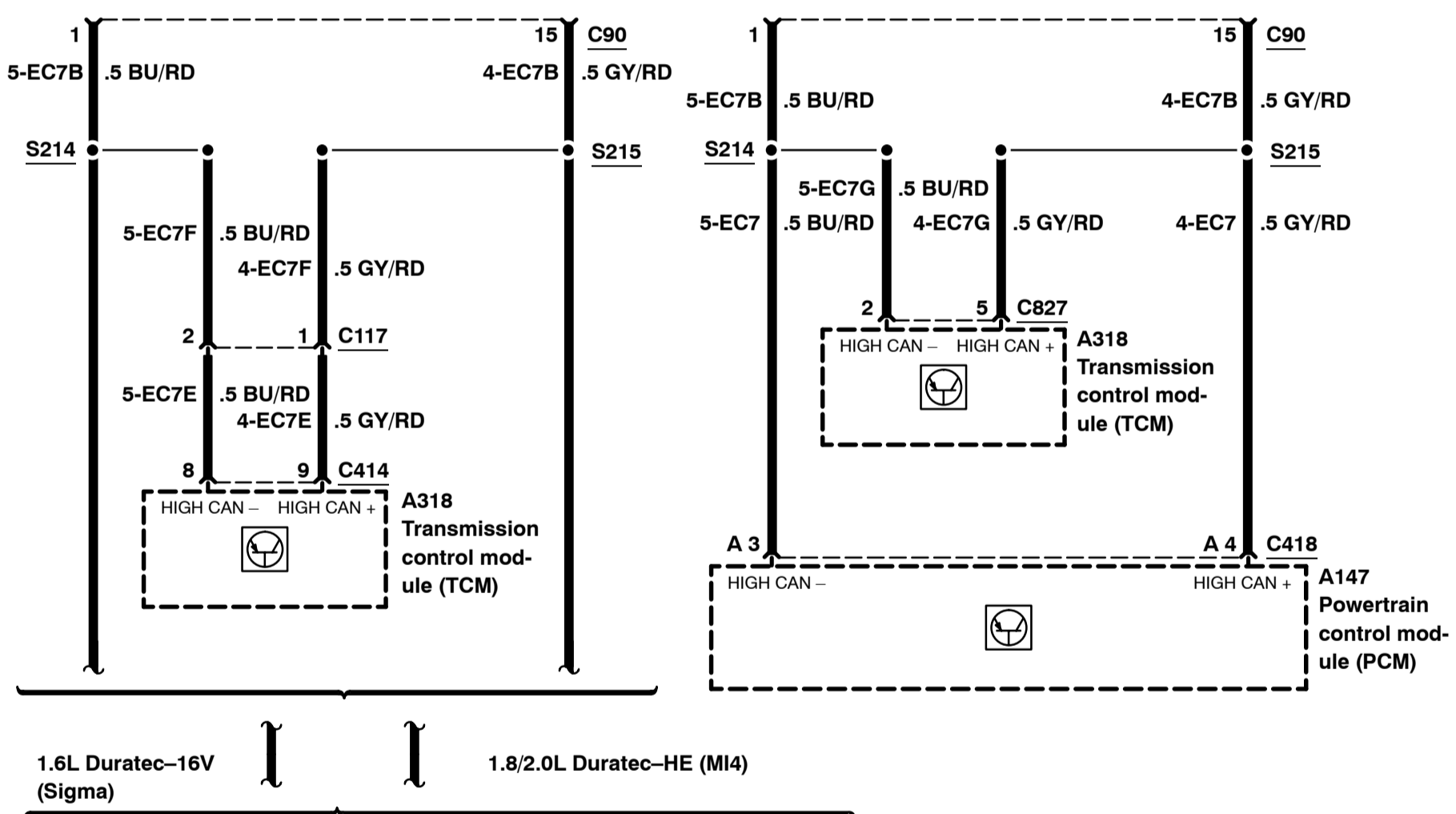
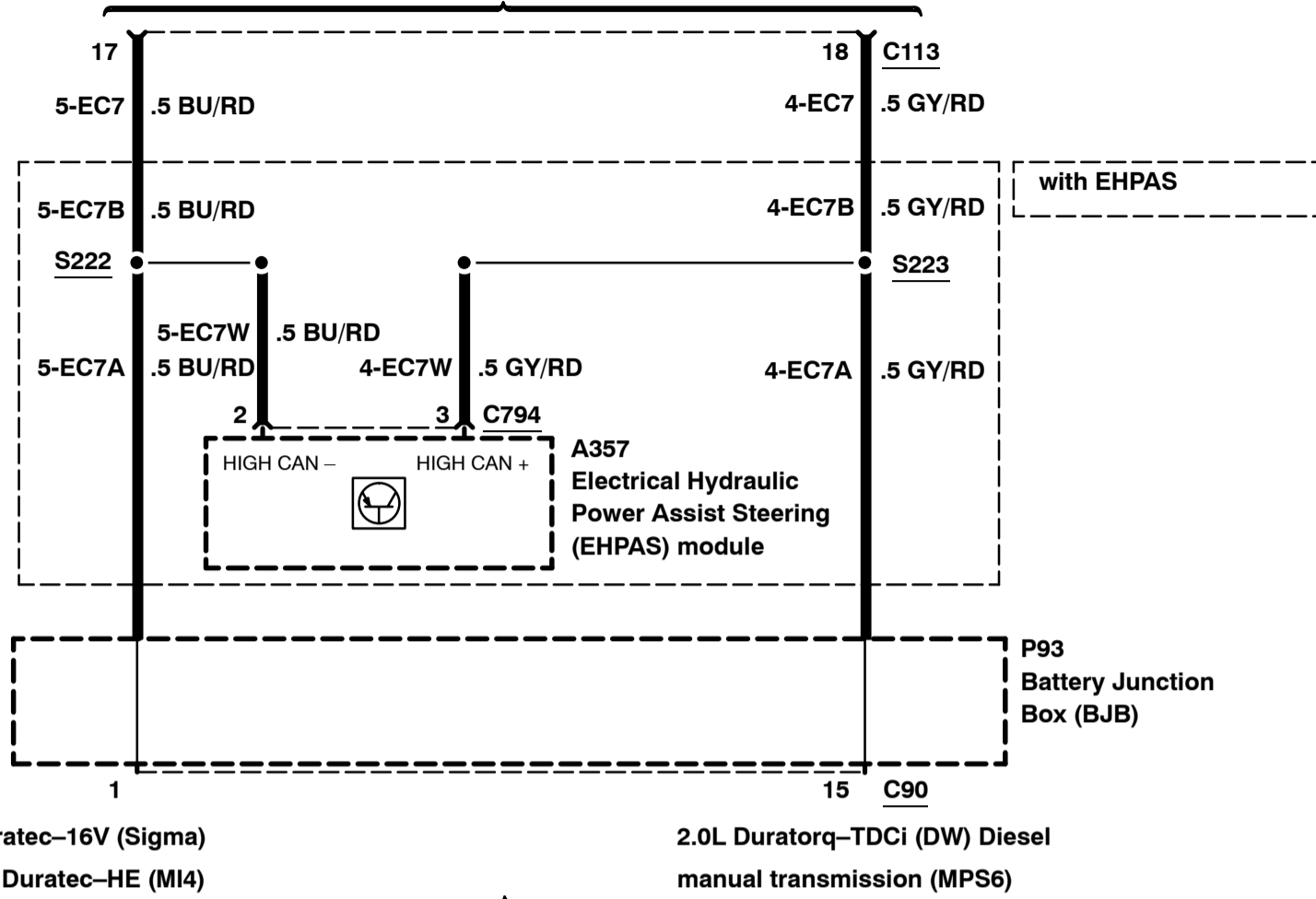
2008
418-00-00-5
2008.75
Focus

418-00-00-4



Module Communications Network – Data Link Connector (DLC), without ABS, without Electronic Stability Program (ESP), automatic transmission, manual transmission (MPS6)

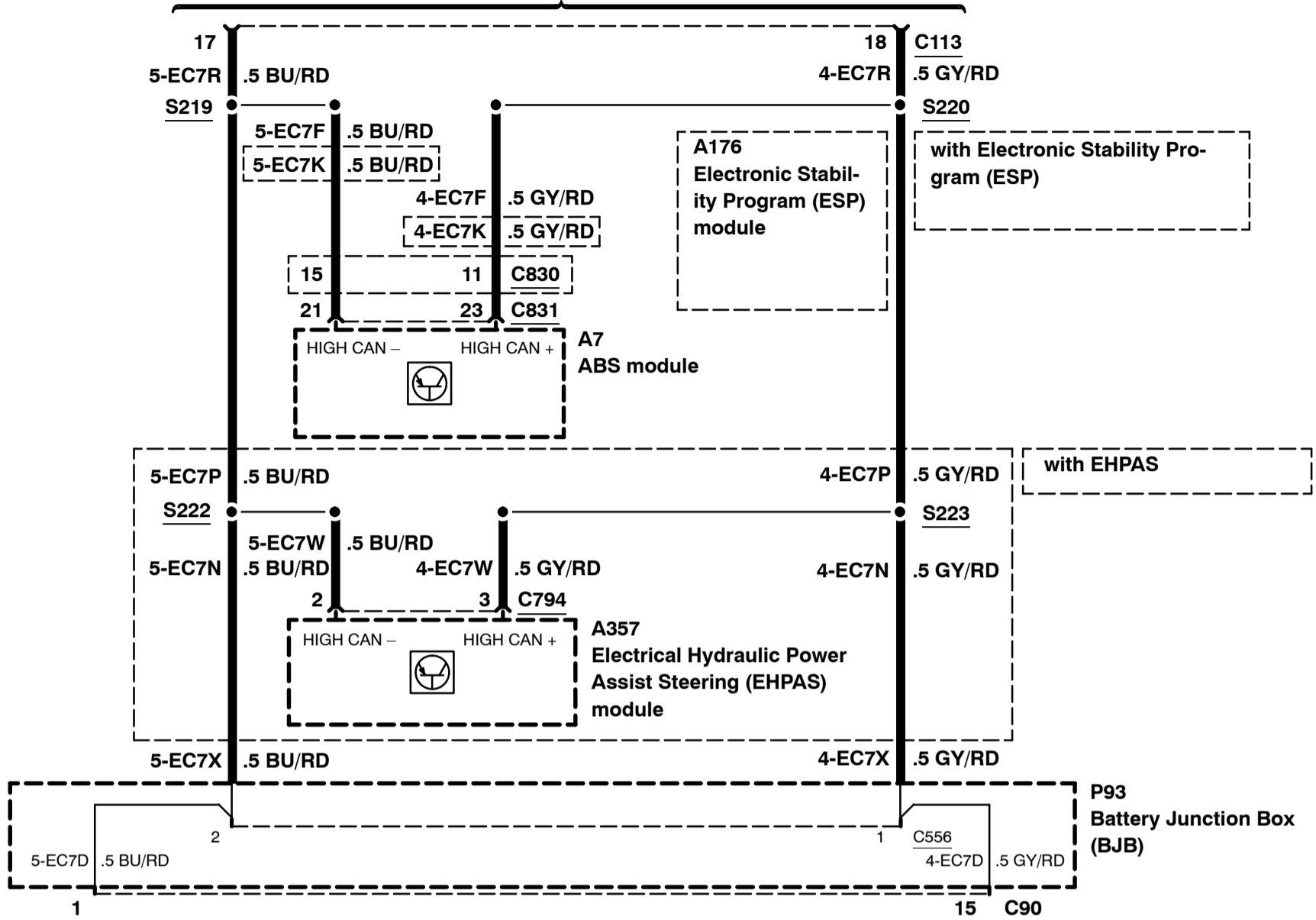
418-00-00-4



Module Communications Network – Data Link Connector (DLC), with ABS, with Electronic Stability Program (ESP), manual transmission

2008
418-00-00-7
2008.75
Focus

418-00-00-4



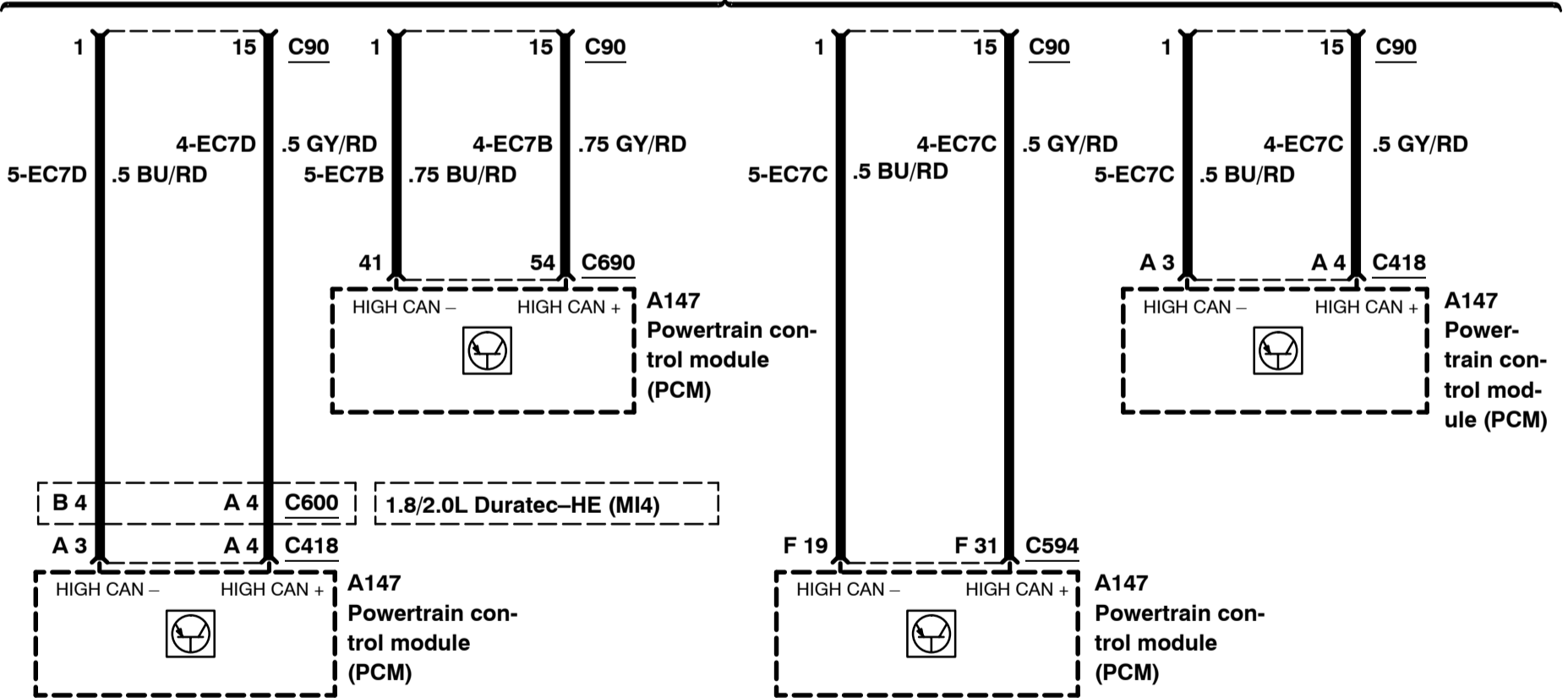
2.0L Duratorq-TDCi (DW) Diesel
except manual transmission
(MPS6)

2.5L Duratec-ST (VI5)

1.4/1.6L Duratec-16V (Sigma),
1.6L Duratec-16V Ti-VCT (Sigma)

all others

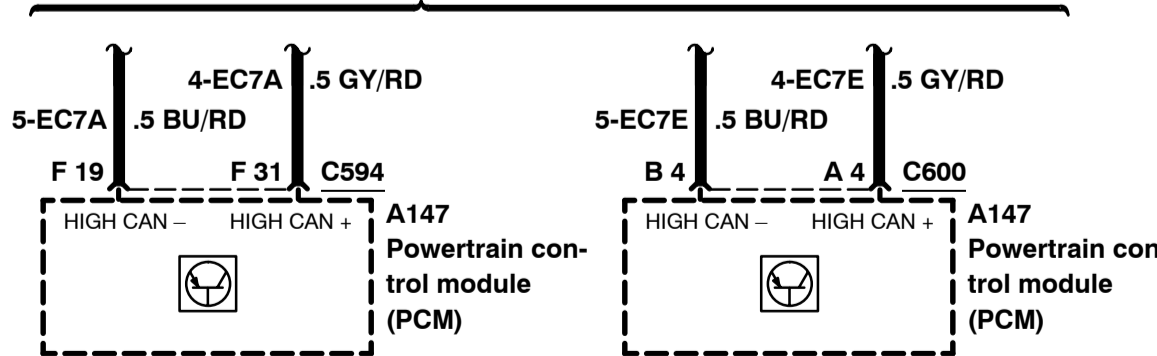
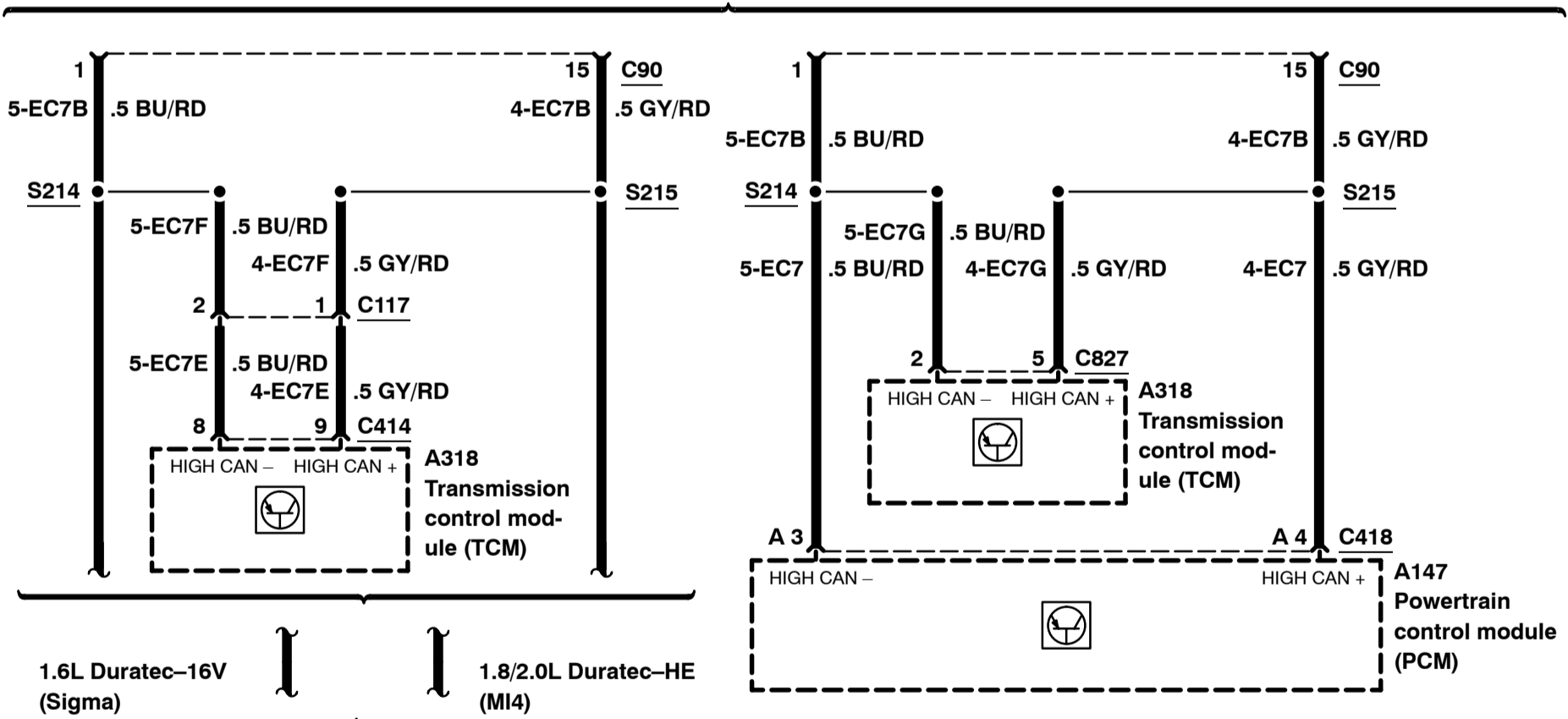
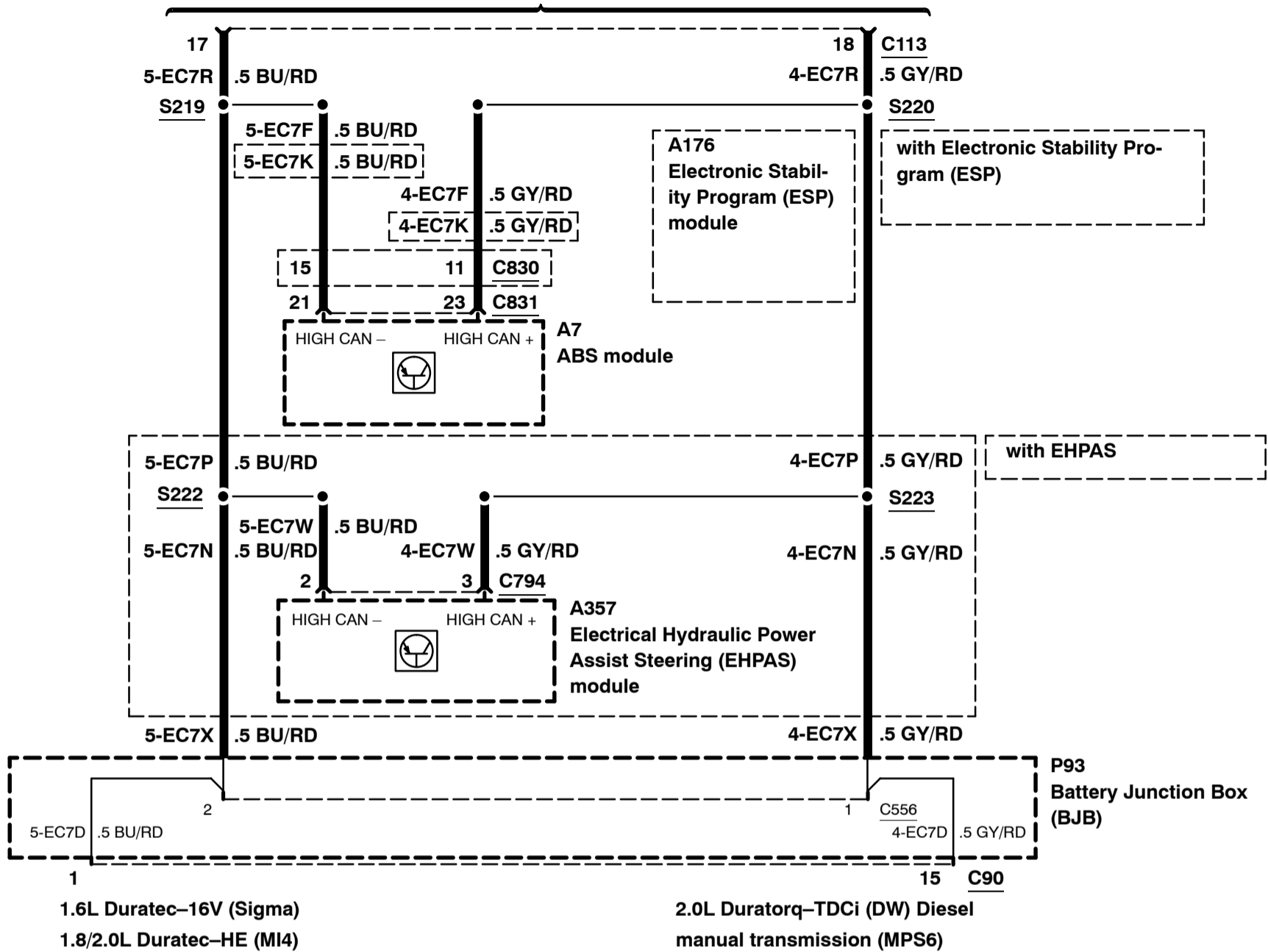
1.8/2.0L Duratec-HE (MI4)



Module Communications Network – Data Link Connector (DLC), with ABS, with Electronic Stability Program (ESP), automatic transmission, manual transmission (MPS6)

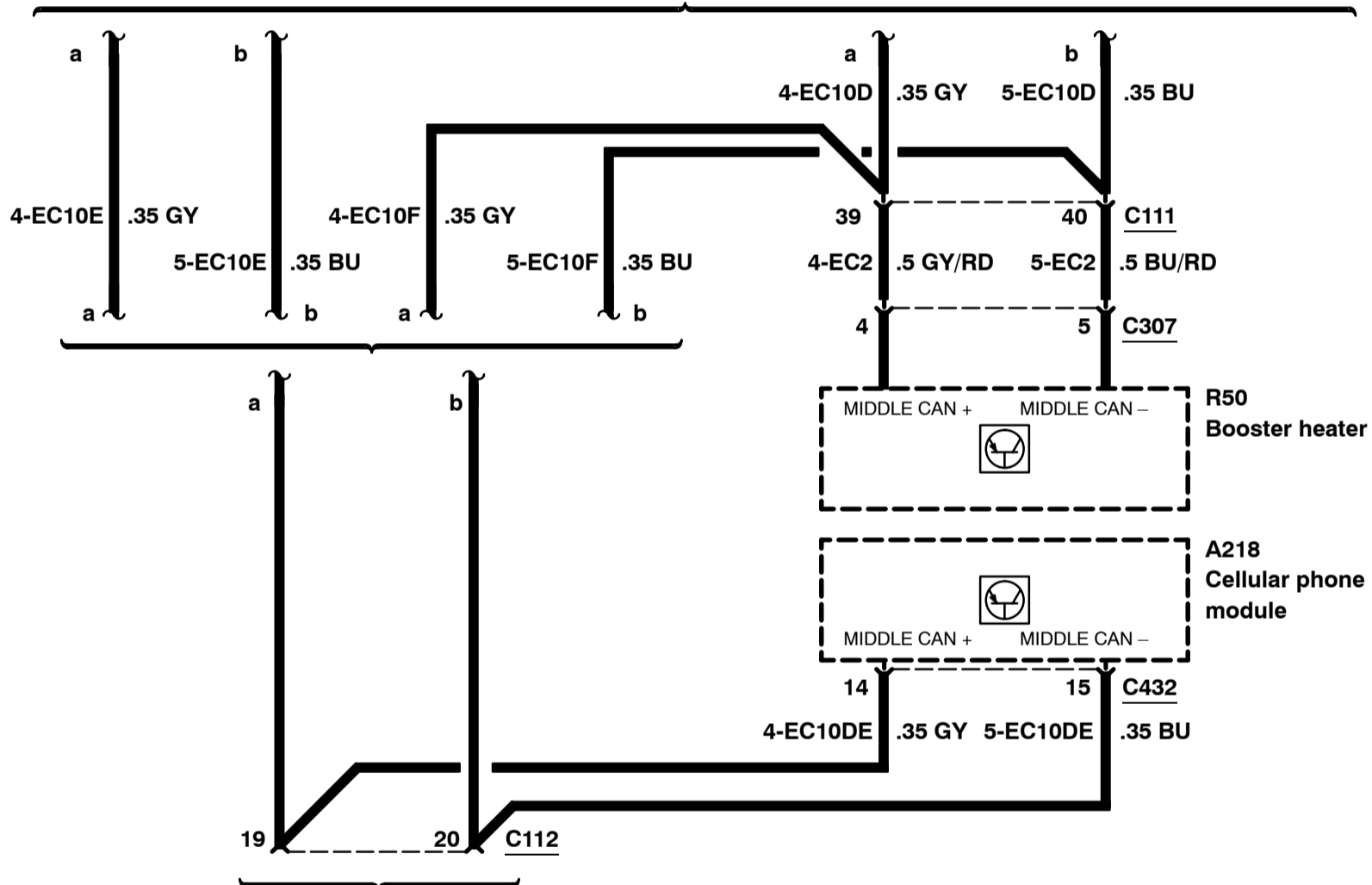
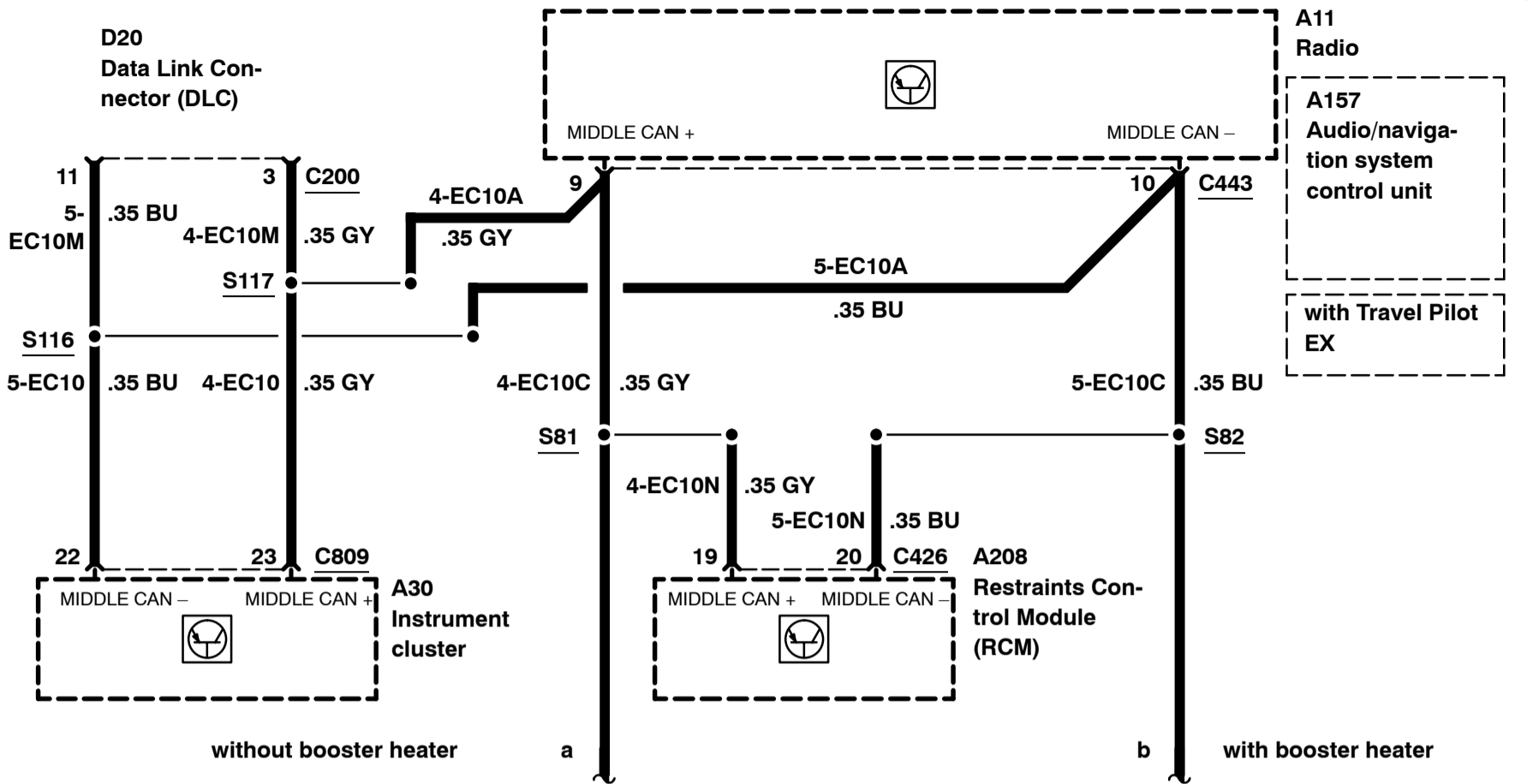
2008
418-00-00-8
2008.75
Focus

418-00-00-4



Module Communications Network – Data link connector, pins 3 and 11, without EATC

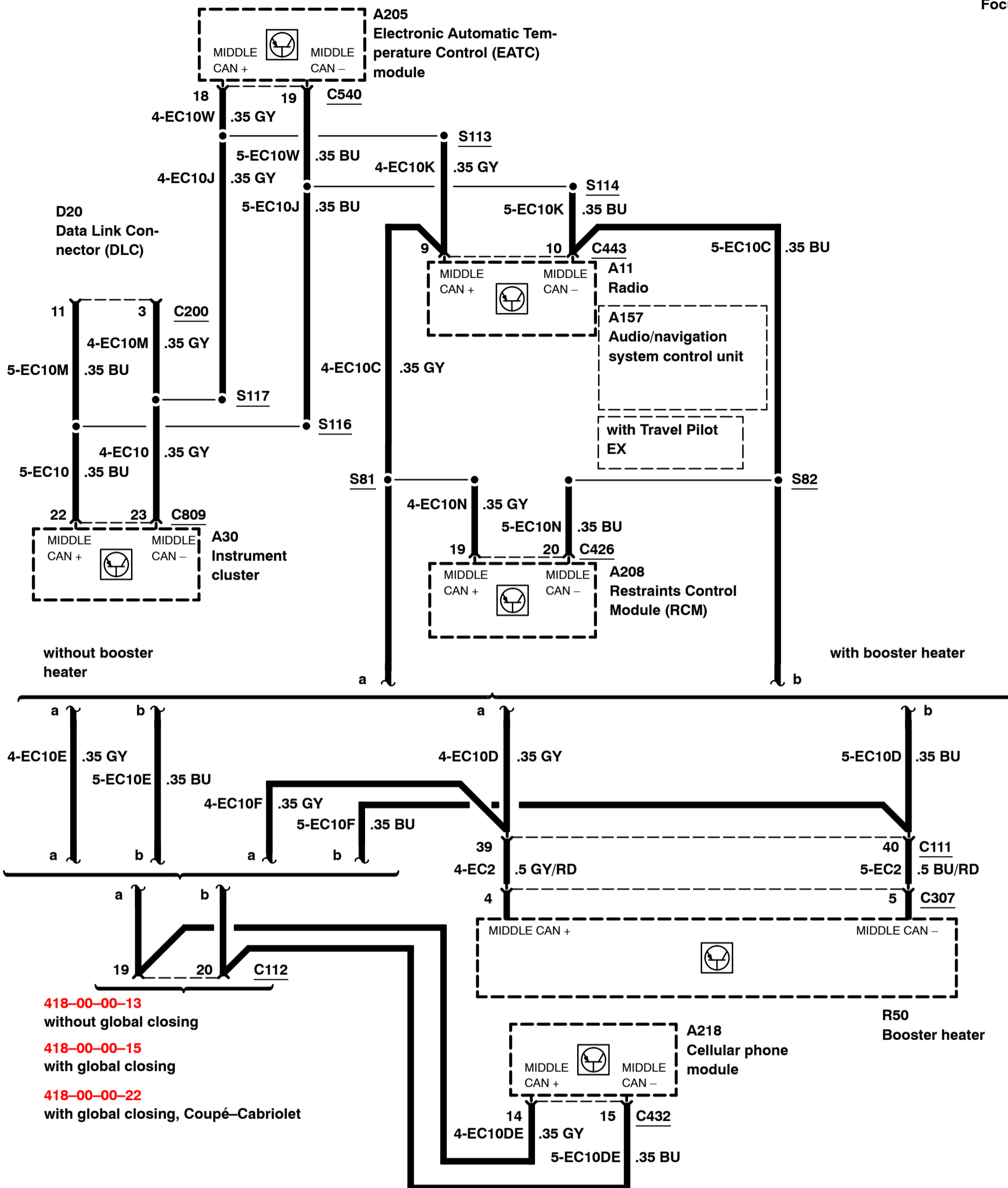
2008
418-00-00-9
2008.75
Focus



- 418-00-00-13 without global closing
- 418-00-00-15 with global closing
- 418-00-00-18 with global closing, LHD
- 418-00-00-20 with global closing, RHD
- 418-00-00-22 with global closing, LHD, Coupé-Cabriolet
- 418-00-00-26 with global closing, RHD, Coupé-Cabriolet

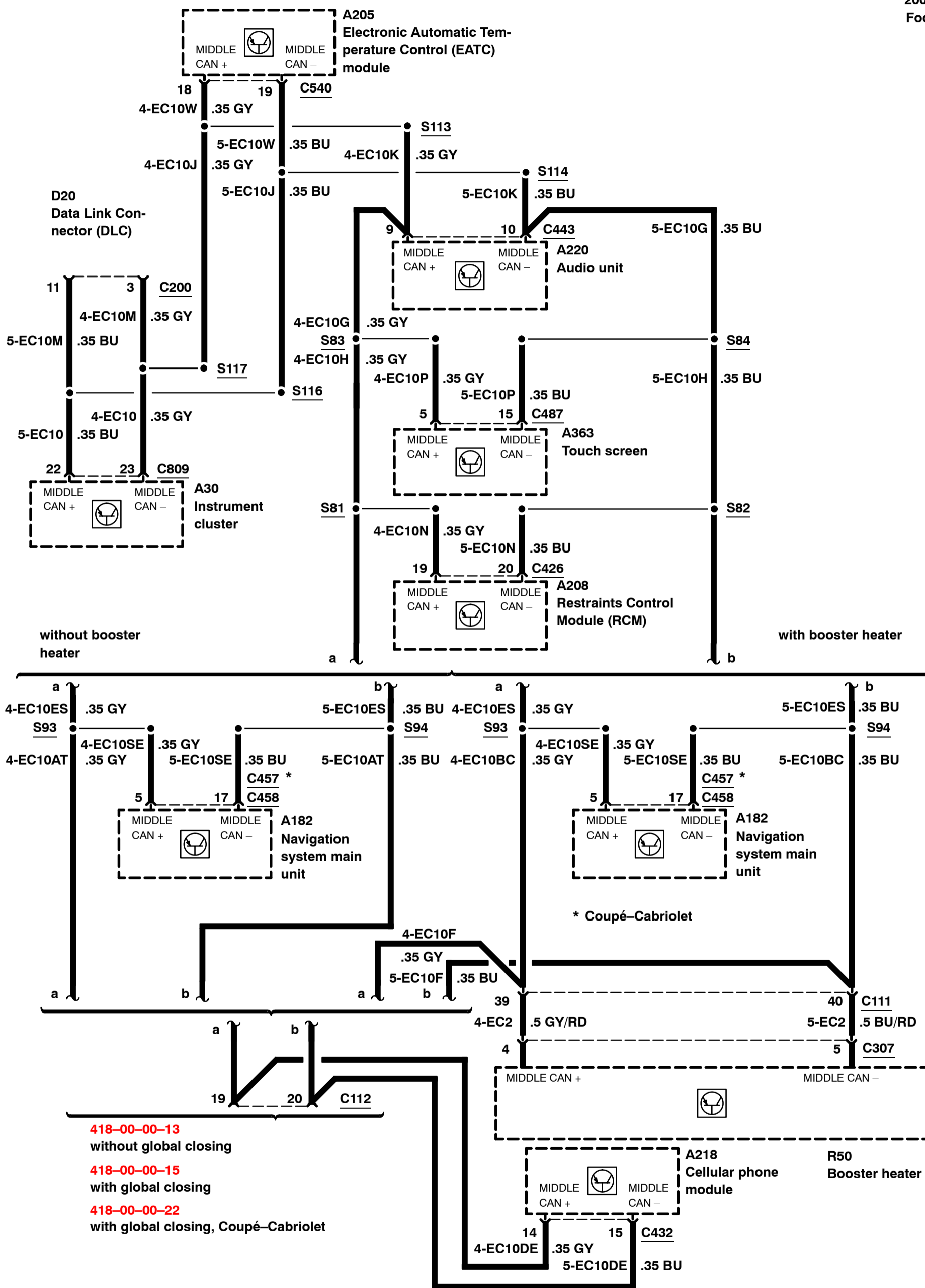
Module Communications Network – Data link connector, pins 3 and 11, with EATC, LHD, without DVD navigation system with touch screen

2008
418-00-00-10
2008.75
Focus



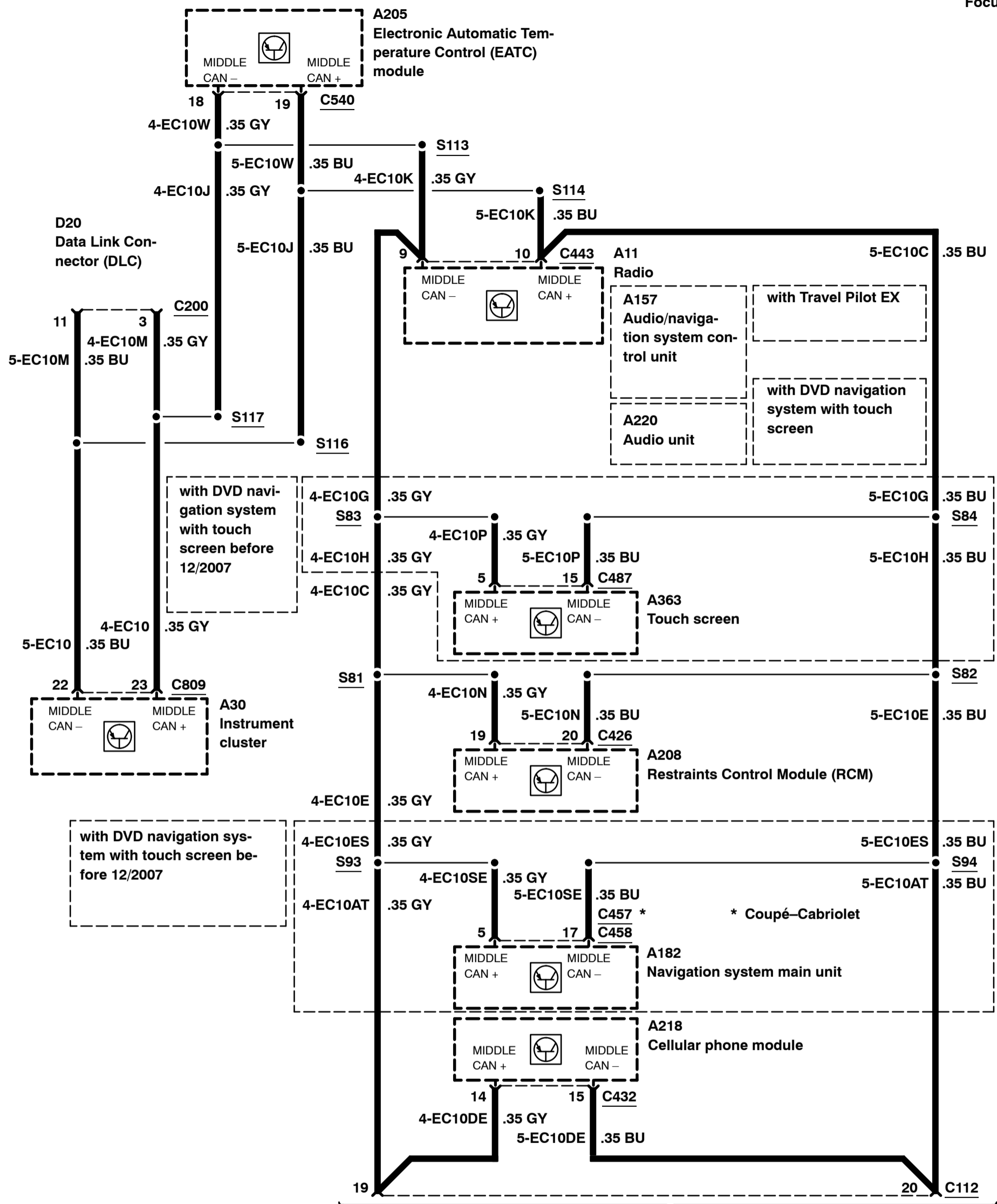
Module Communications Network – Data link connector, pins 3 and 11, with EATC, LHD, with DVD navigation system with touch screen, before 12/2007

2008
418-00-00-11
2008.75
Focus



Module Communications Network – Data link connector, pins 3 and 11, with EATC, RHD

2008
418-00-00-12
2008.75
Focus

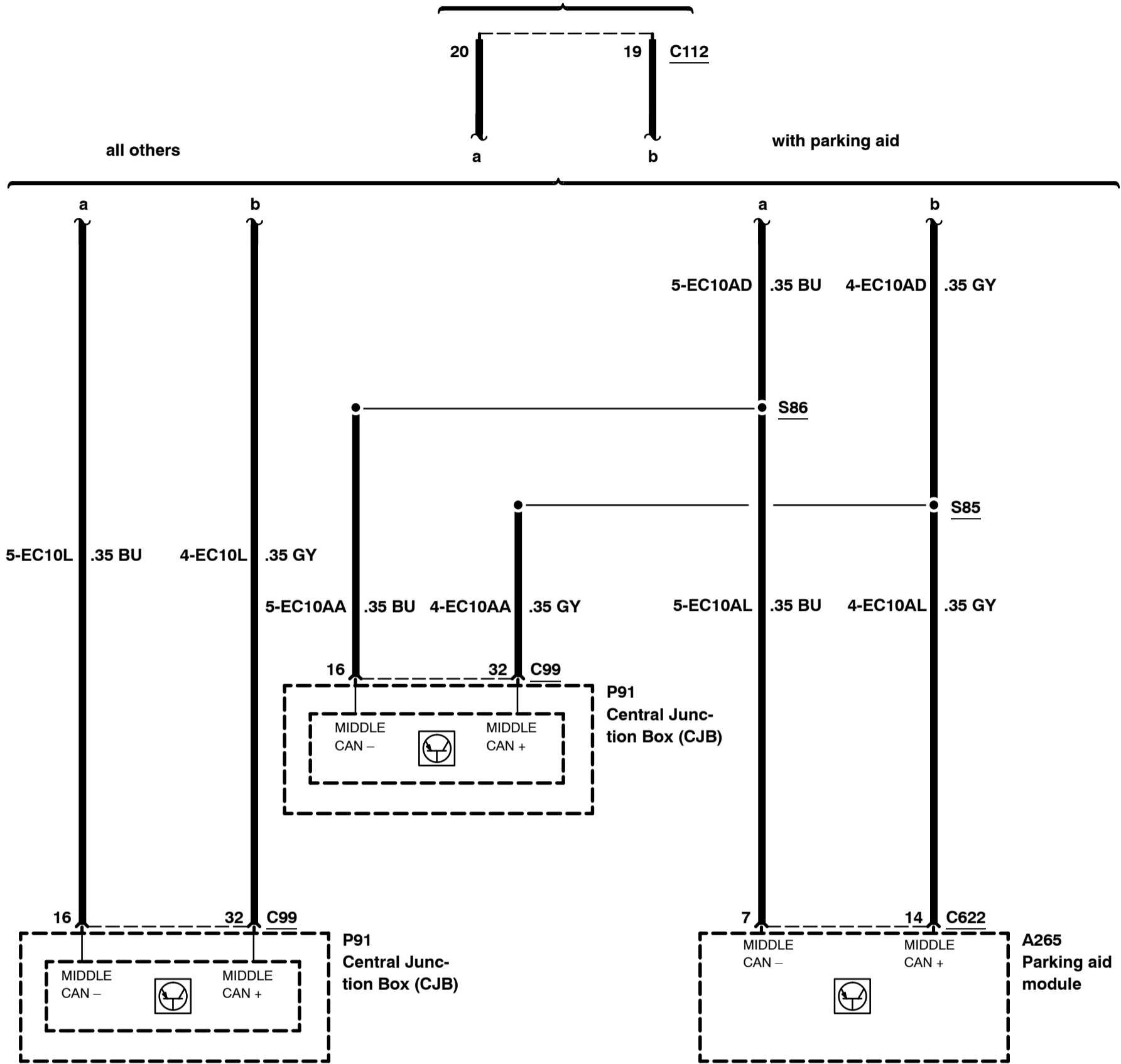


- 418-00-00-13 without global closing
- 418-00-00-15 with global closing
- 418-00-00-20 with global closing, RHD
- 418-00-00-26 with global closing, Coupé-Cabriolet

Module Communications Network – Data Link Connector (DLC), without global closing, without CD changer

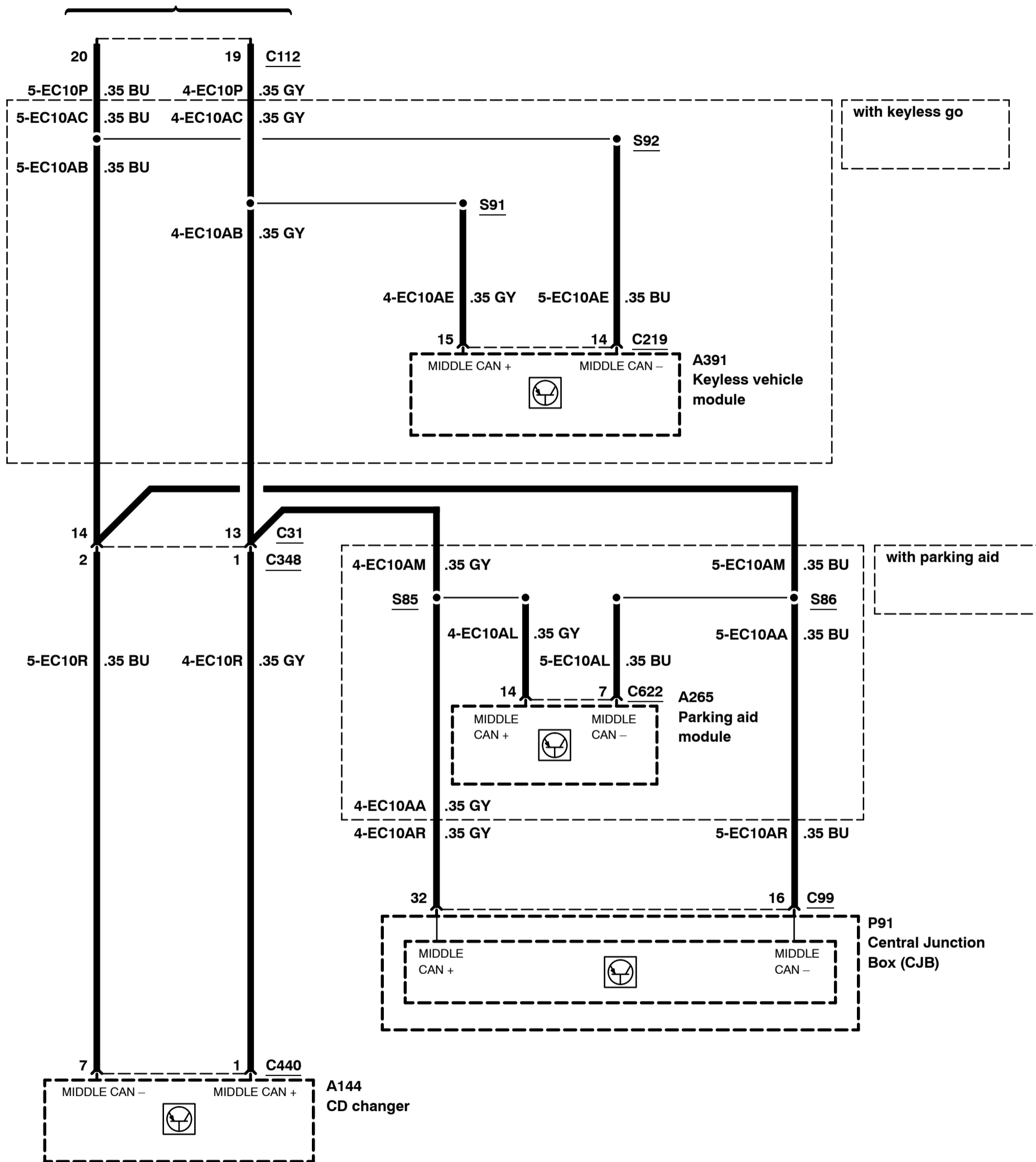
2008
418-00-00-13
2008.75
Focus

- 418-00-00-9 without EATC
- 418-00-00-10 LHD, with EATC
- 418-00-00-12 RHD, with EATC



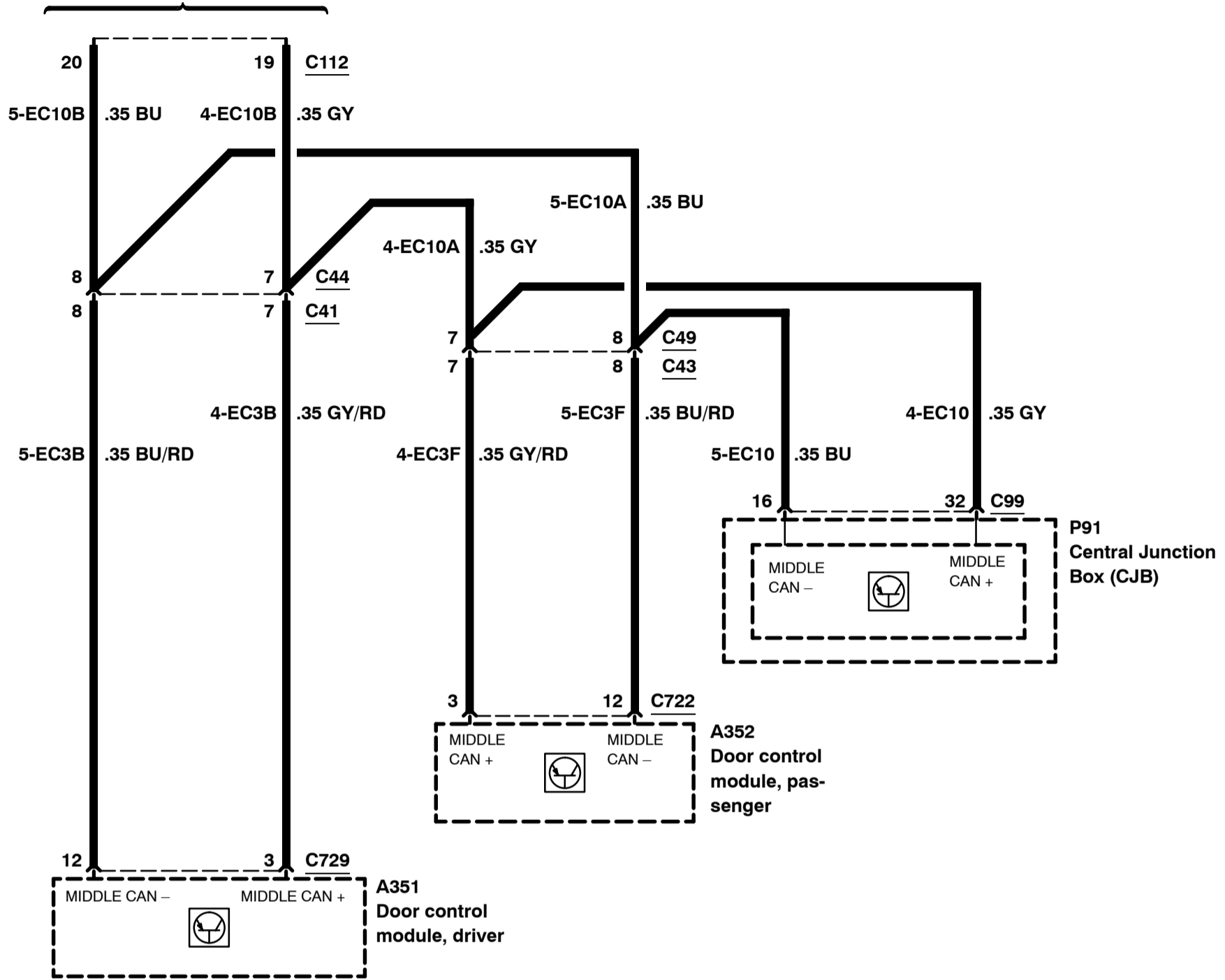
Module Communications Network – Data Link Connector (DLC), without global closing, with CD changer

- 418-00-00-9 without EATC
- 418-00-00-10 LHD, with EATC
- 418-00-00-12 RHD, with EATC



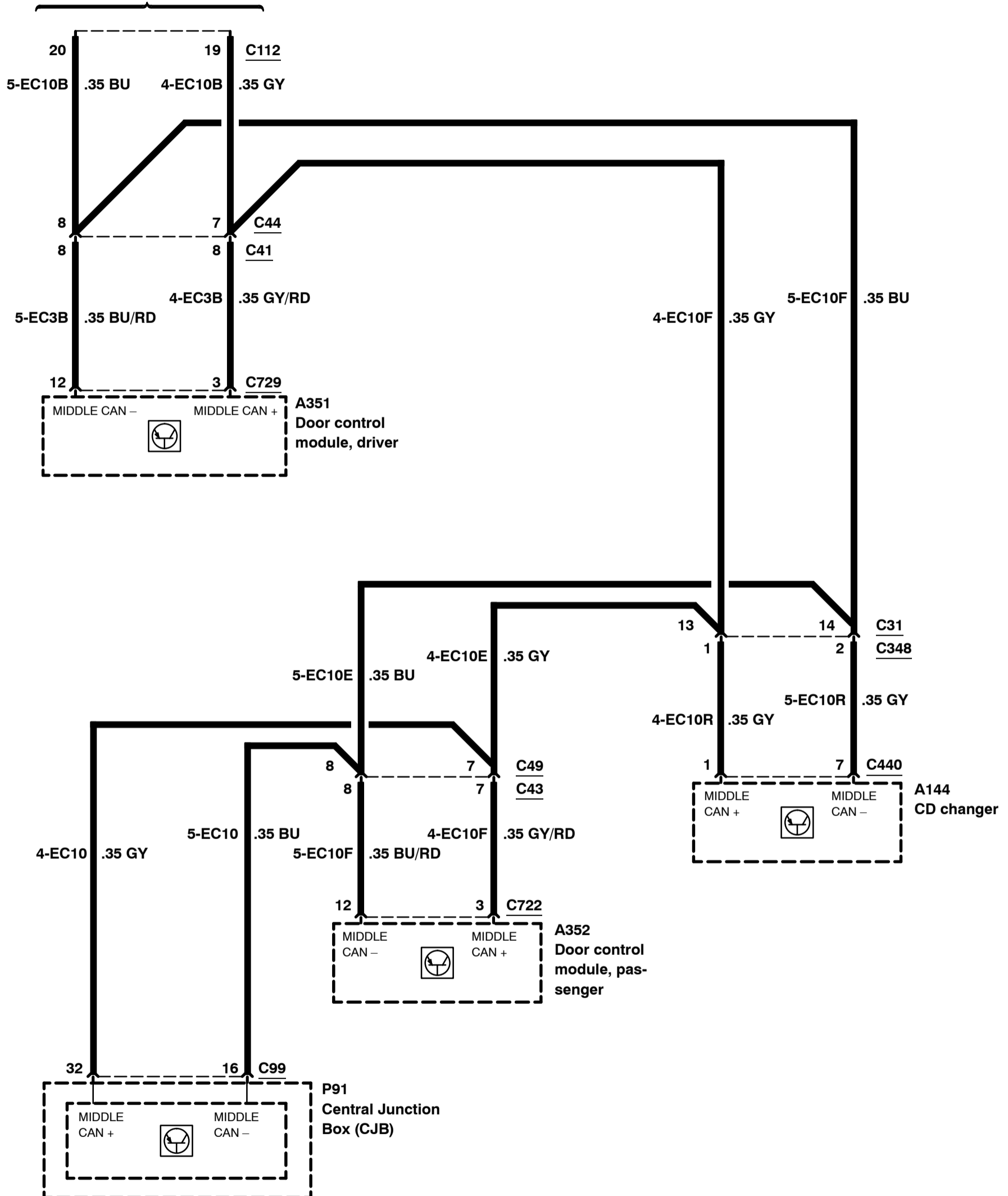
Module Communications Network – Data Link Connector (DLC), with global closing, without keyless vehicle system, without parking aid, without CD changer

- 418-00-00-9 without EATC
- 418-00-00-10 LHD, with EATC
- 418-00-00-12 RHD, with EATC



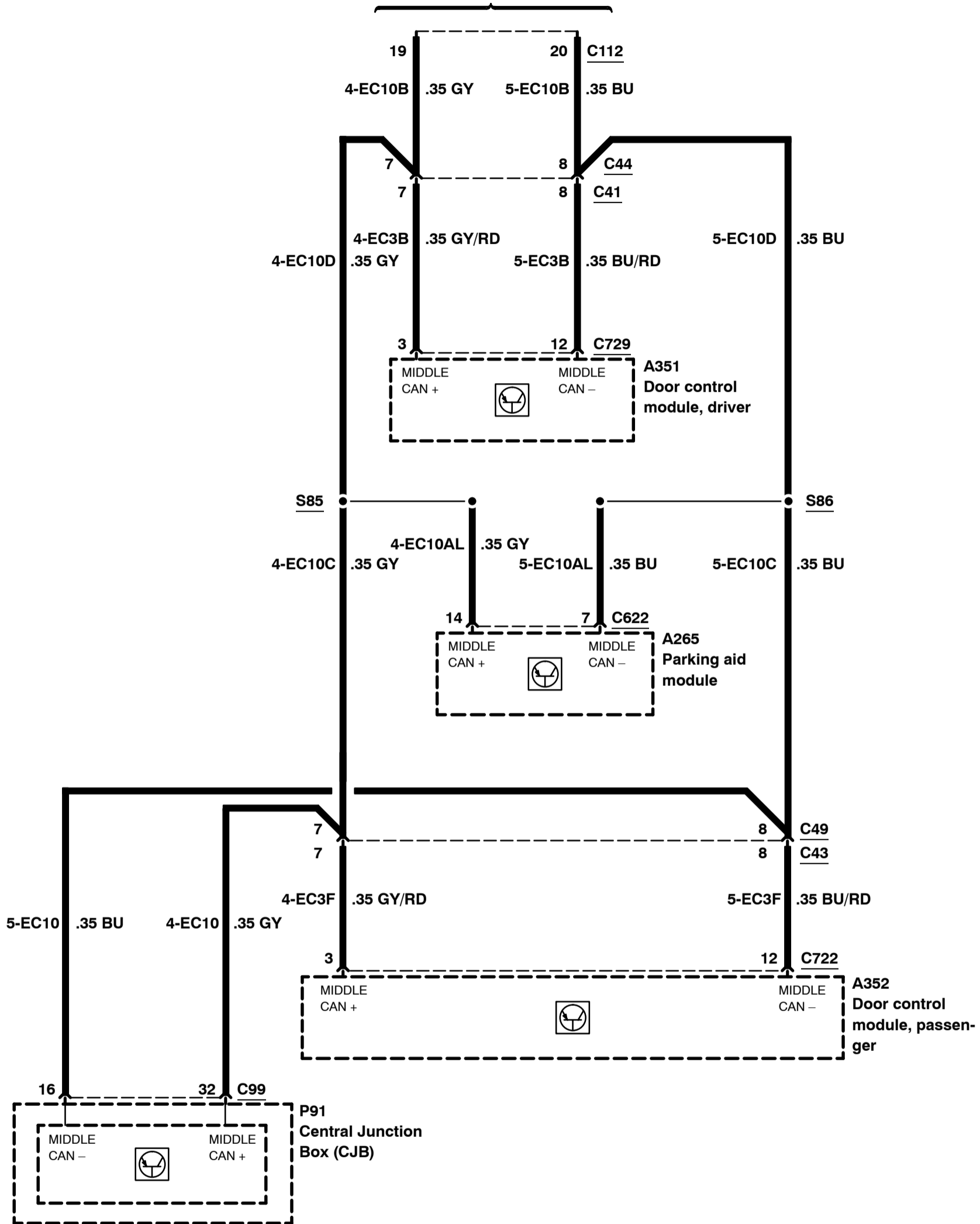
Module Communications Network – Data Link Connector (DLC), with global closing, without keyless vehicle system, without parking aid, with CD changer

- 418-00-00-9 without EATC
- 418-00-00-10 LHD, with EATC
- 418-00-00-12 RHD, with EATC



Module Communications Network – Data Link Connector (DLC), with global closing, without keyless vehicle system, with parking aid

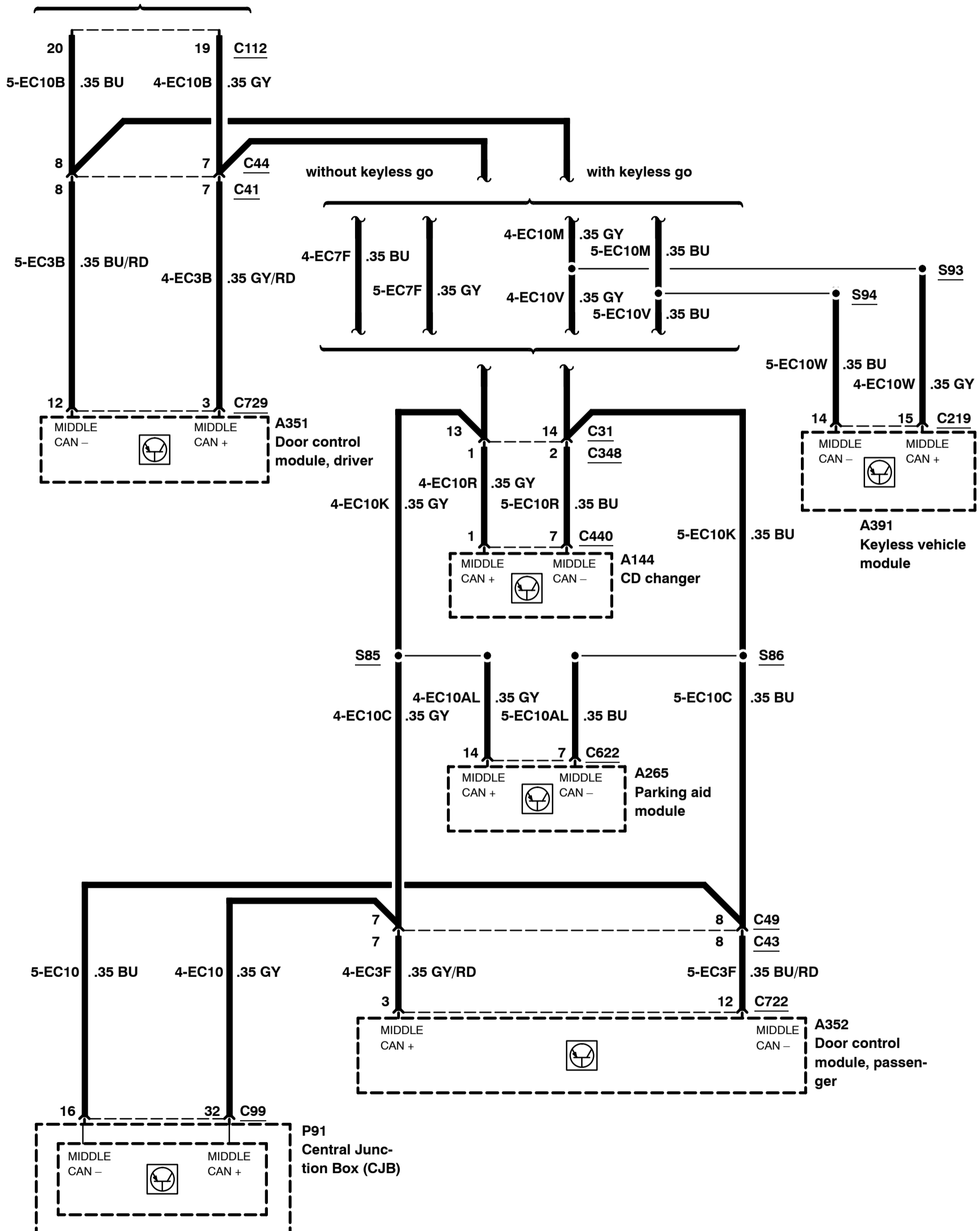
- 418-00-00-9 without EATC
- 418-00-00-10 LHD, with EATC
- 418-00-00-12 RHD, with EATC



Module Communications Network – Data Link Connector (DLC), with global closing, without keyless vehicle system, with parking aid, with CD changer, LHD

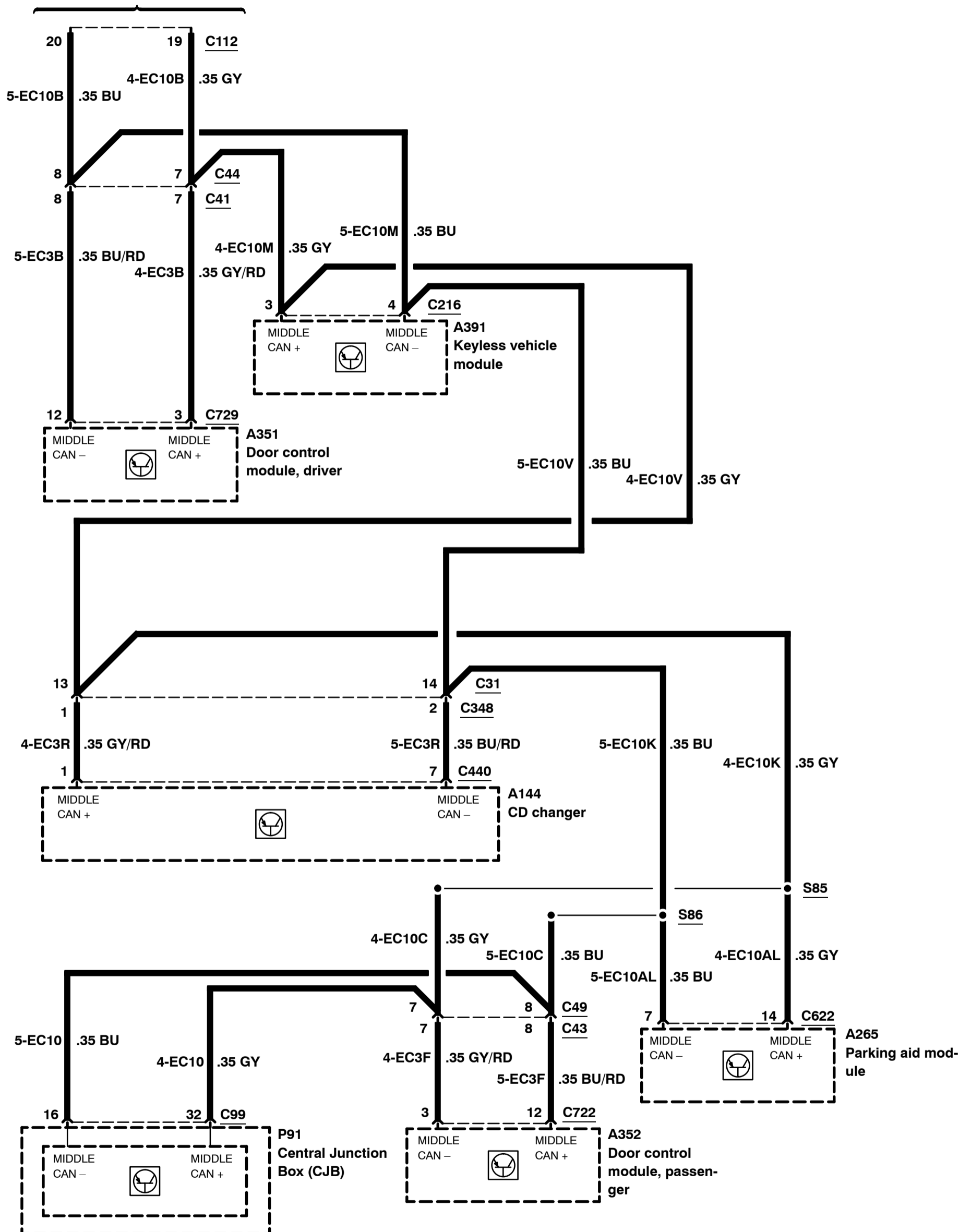
2008
418-00-00-18
2008.75
Focus

418-00-00-9 without EATC
418-00-00-10 with EATC



Module Communications Network – Data Link Connector (DLC), with global closing, with keyless vehicle system before 12/2007, with parking aid, with CD changer, LHD

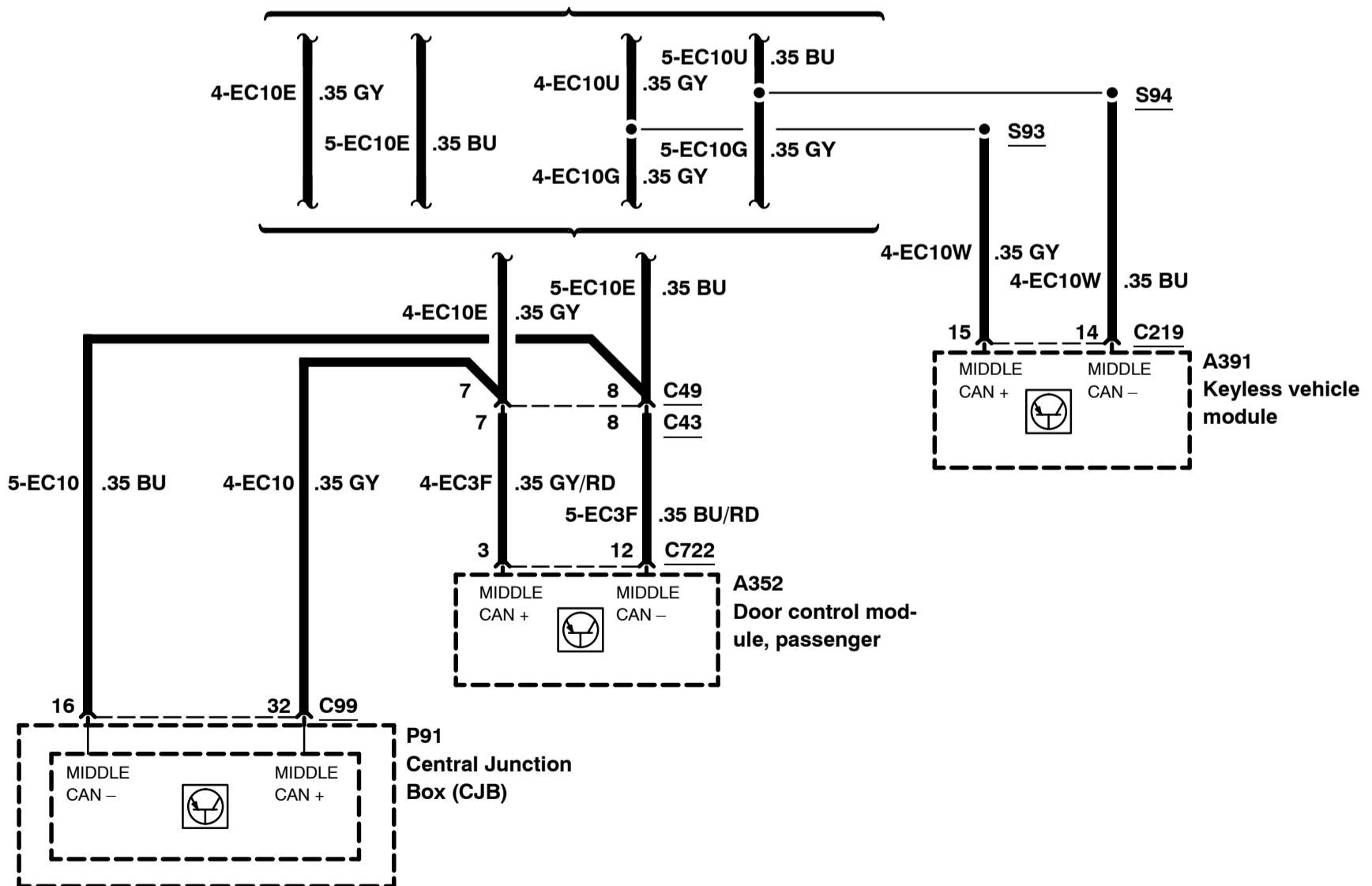
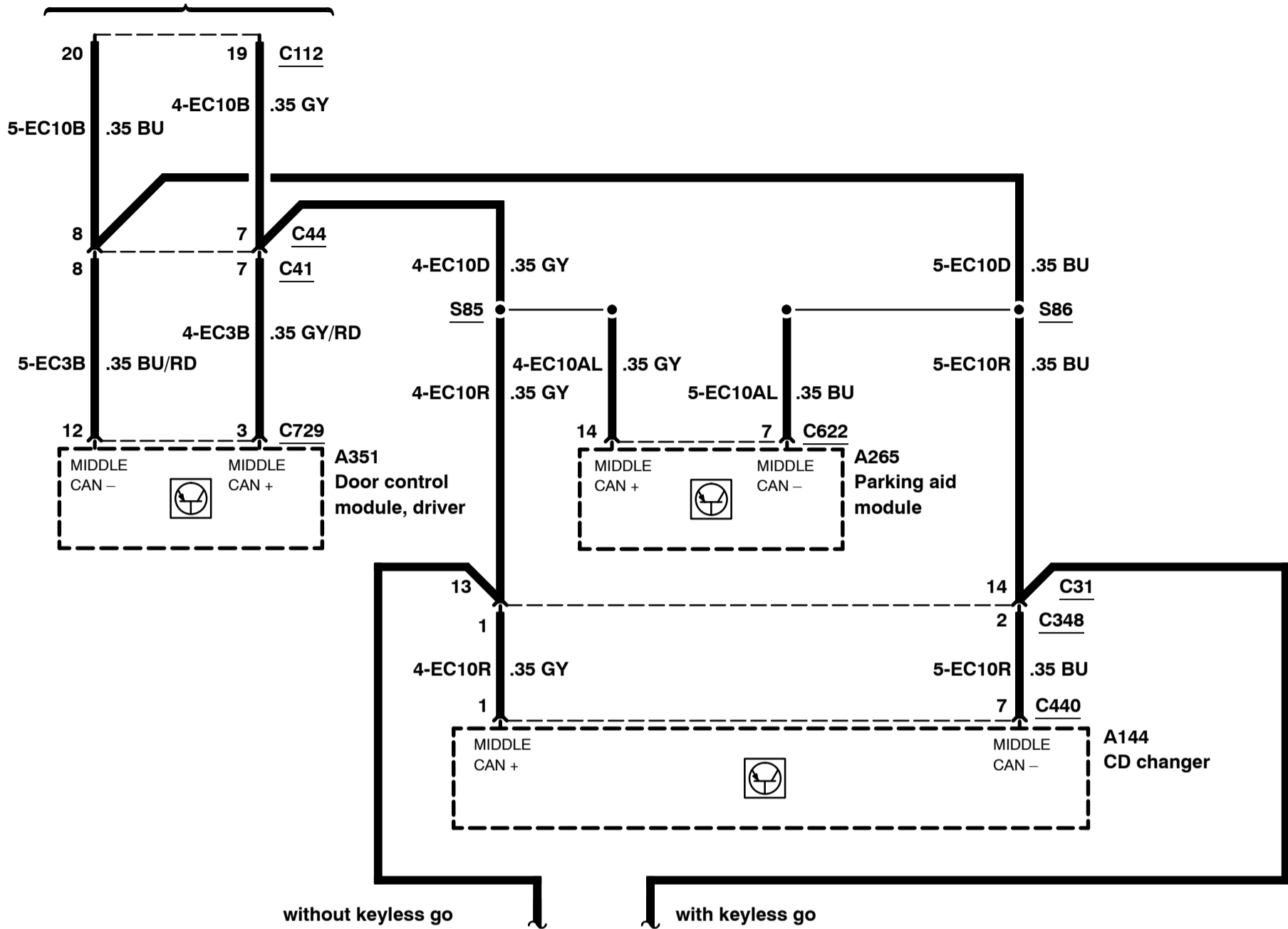
418-00-00-9 without EATC
418-00-00-10 with EATC



Module Communications Network – Data Link Connector (DLC), with global closing, without keyless vehicle system, with parking aid, with CD changer, RHD

2008
418-00-00-20
2008.75
Focus

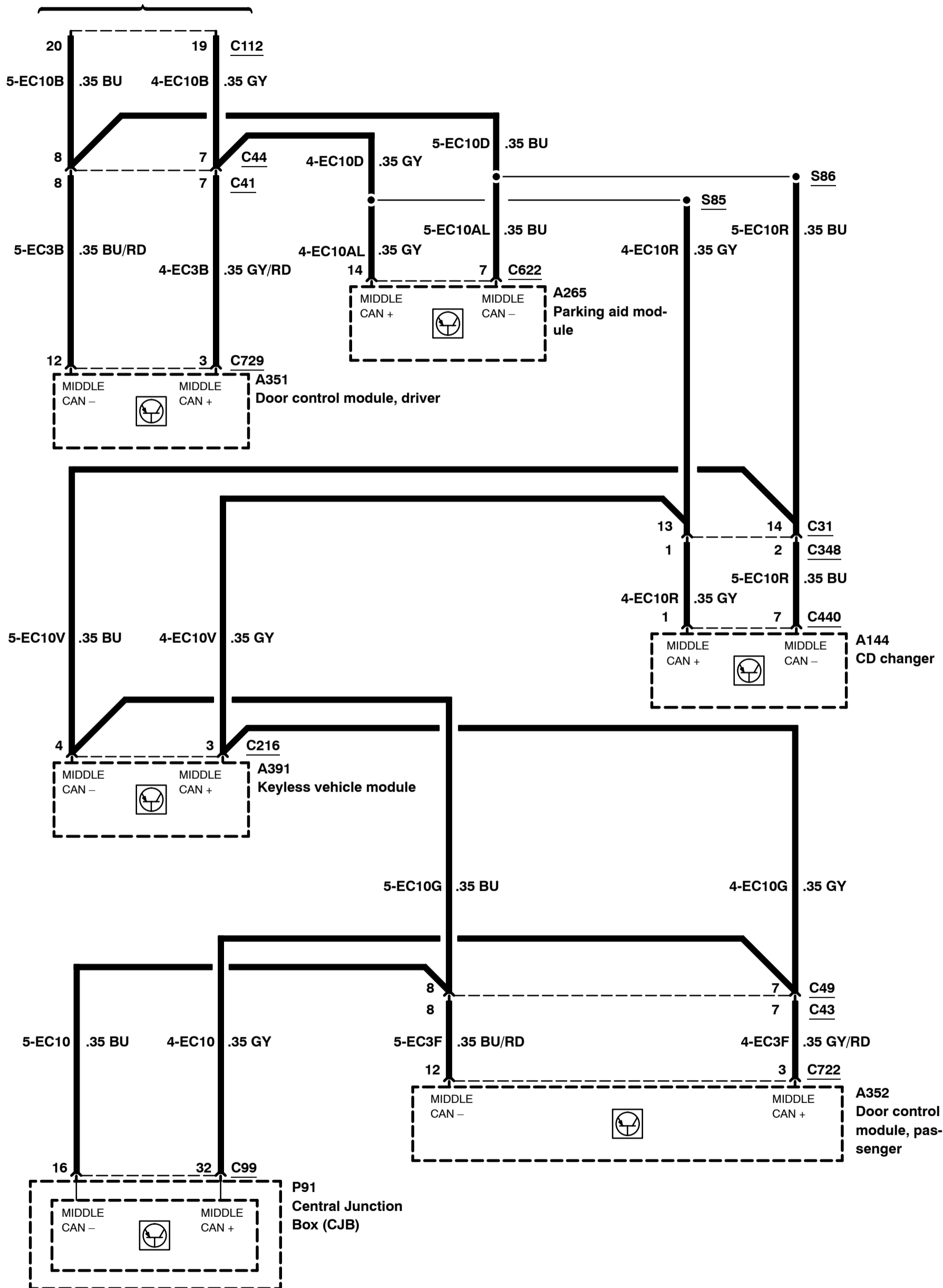
418-00-00-9 without EATC
418-00-00-12 with EATC



Module Communications Network – Data Link Connector (DLC), with global closing, with keyless vehicle system before 12/2007, with parking aid, with CD changer, RHD

418-00-00-10 without EATC

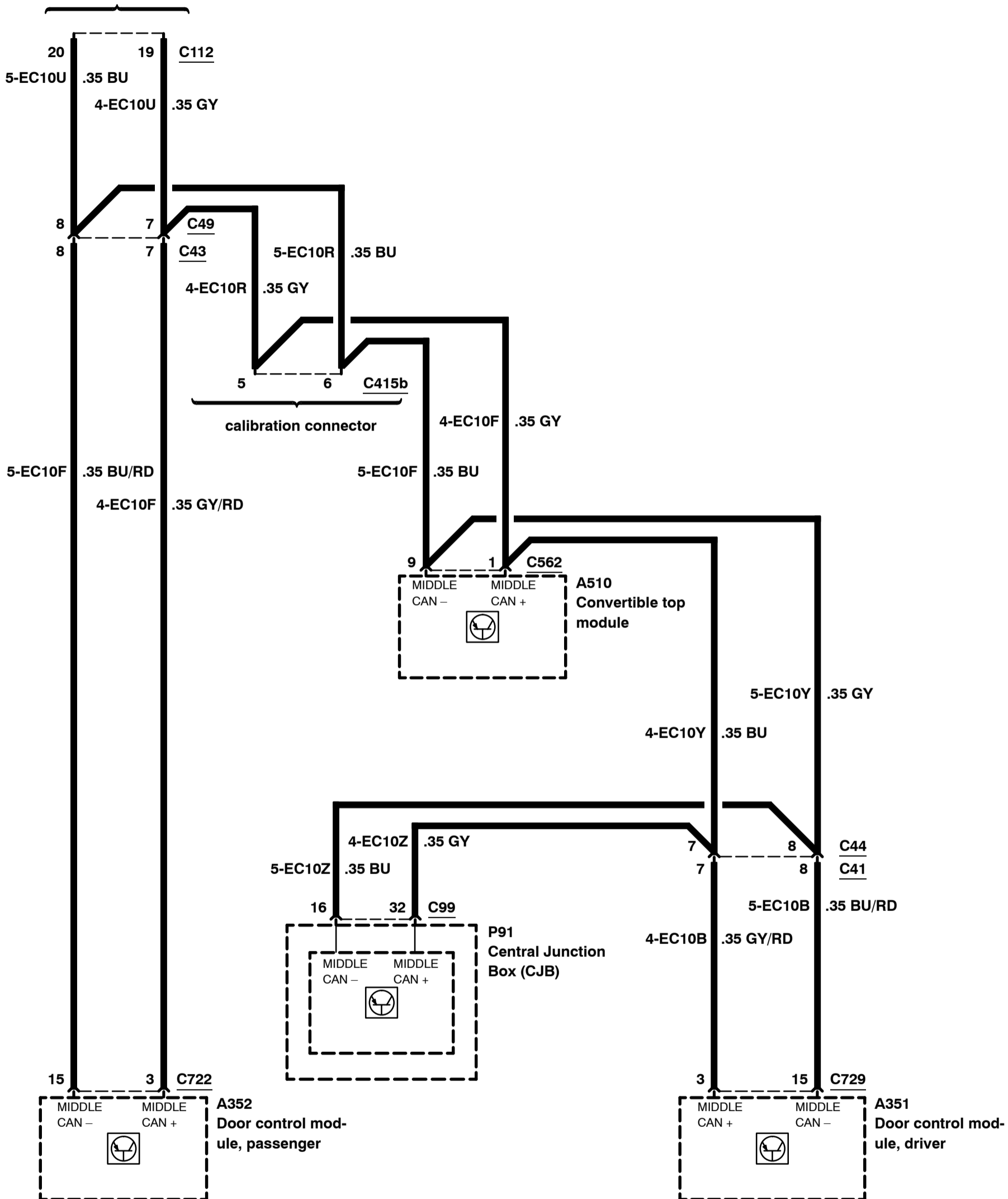
418-00-00-12 with EATC



Module Communications Network – Data Link Connector (DLC), with global closing, without keyless vehicle system, without parking aid, without CD changer, LHD, Coupé–Cabriolet

418-00-00-9 without EATC

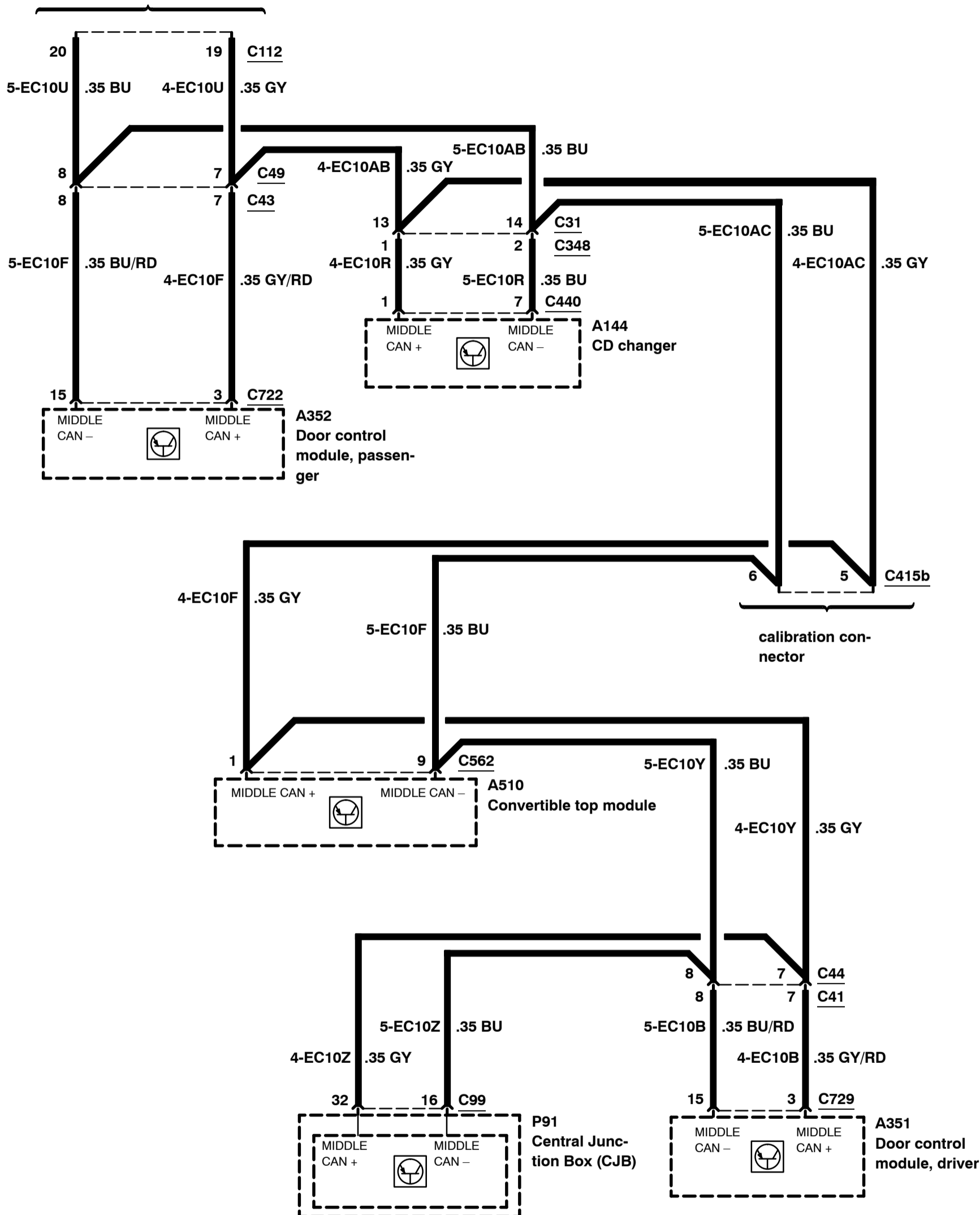
418-00-00-10 with EATC



Module Communications Network – Data Link Connector (DLC), with global closing, without keyless vehicle system, without parking aid, with CD changer, LHD, Coupé–Cabriolet

418-00-00-9 without EATC

418-00-00-10 with EATC

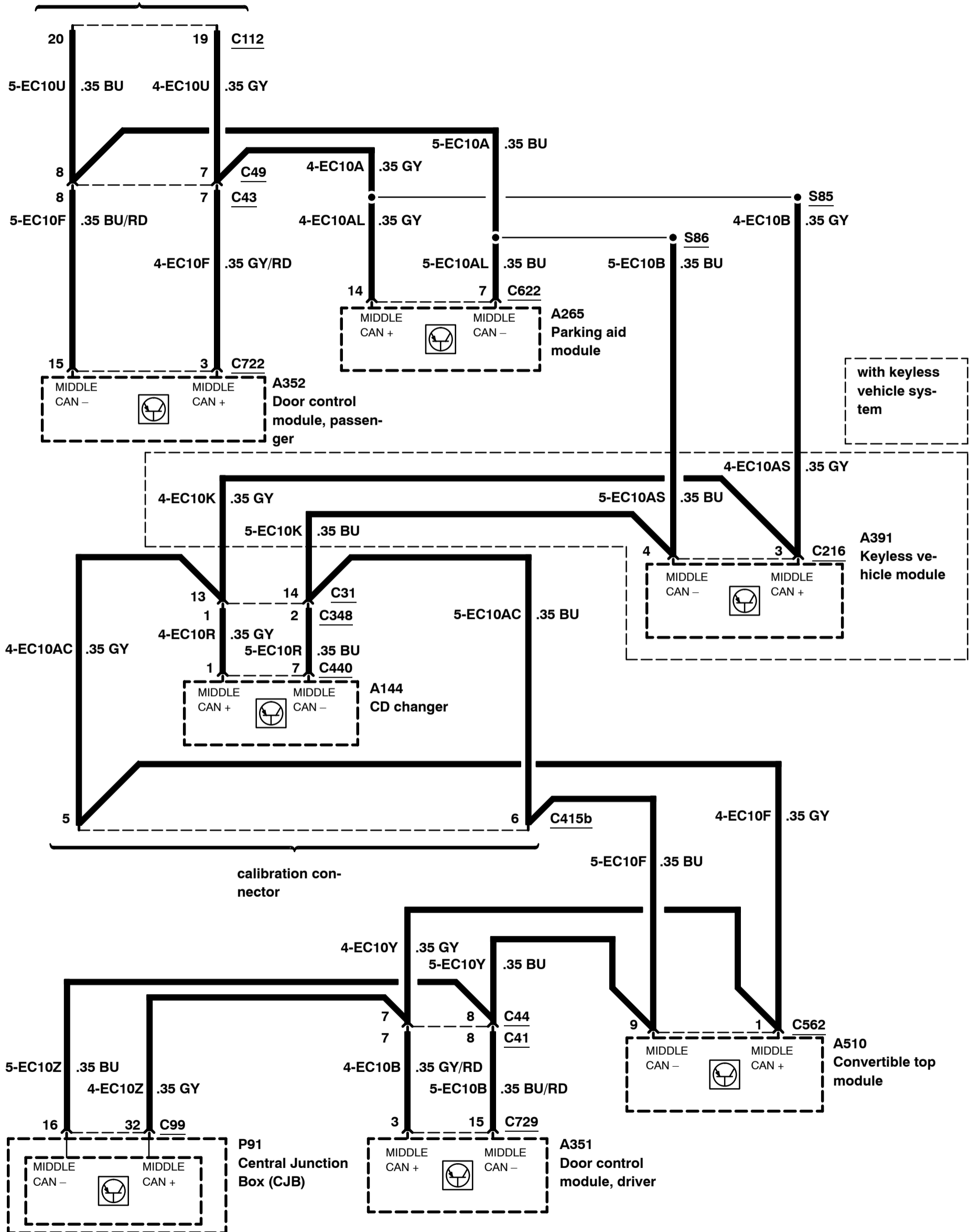


Module Communications Network – Data Link Connector (DLC), with global closing, with parking aid, with CD changer, LHD, Coupé–Cabriolet, before 12/2007

2008
418-00-00-24
2008.75
Focus

418-00-00-9 without EATC

418-00-00-10 with EATC

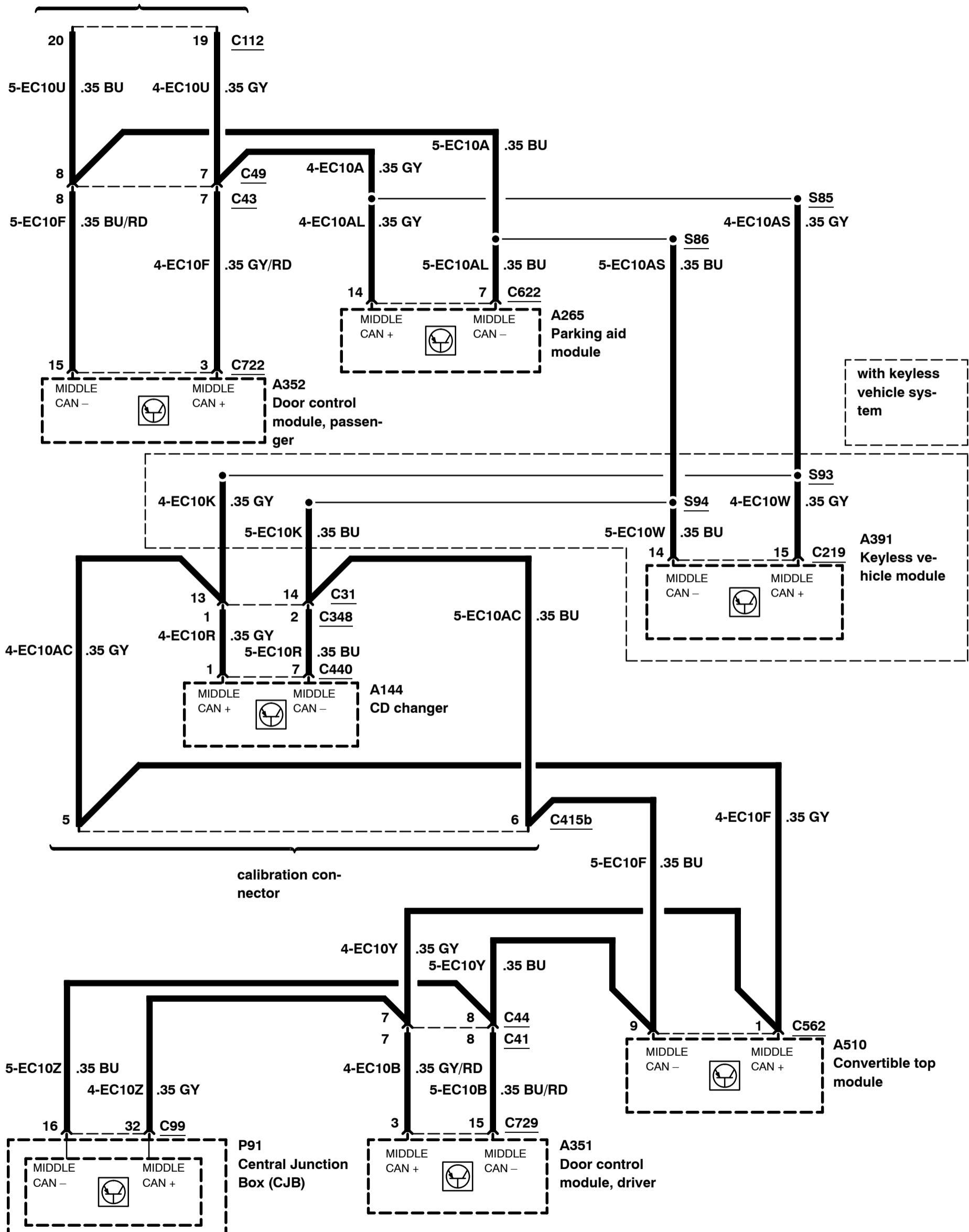


Module Communications Network – Data Link Connector (DLC), with global closing, with parking aid, with CD changer, LHD, Coupé-Cabriolet, as of 12/2007

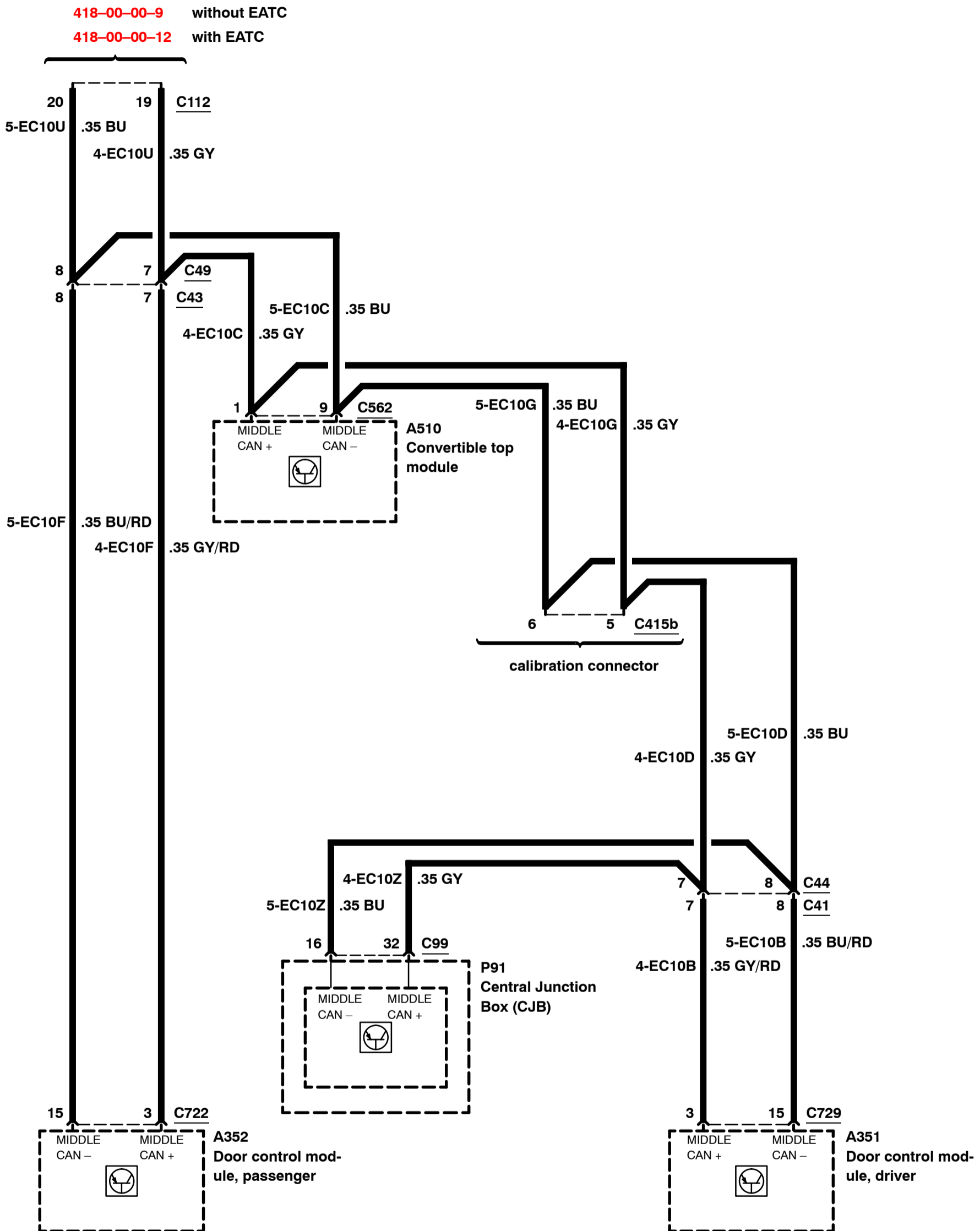
2008
418-00-00-25
2008.75
Focus

418-00-00-9 without EATC

418-00-00-10 with EATC



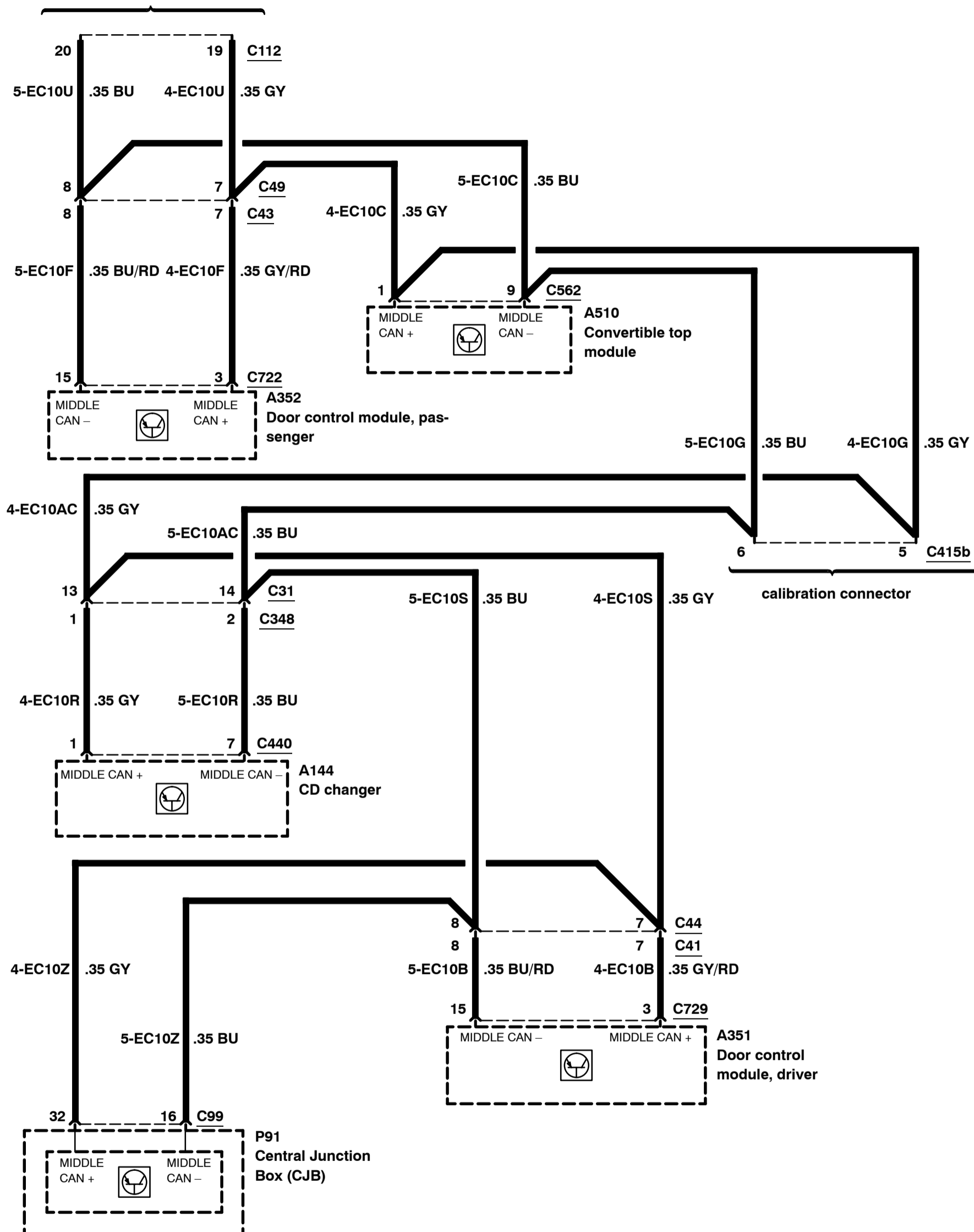
Module Communications Network – Data Link Connector (DLC), with global closing, without keyless vehicle system, without parking aid, without CD changer, RHD, Coupé–Cabriolet



Module Communications Network – Data Link Connector (DLC), with global closing, without keyless vehicle system, without parking aid, with CD changer, RHD, Coupé–Cabriolet

418-00-00-9 without EATC

418-00-00-12 with EATC

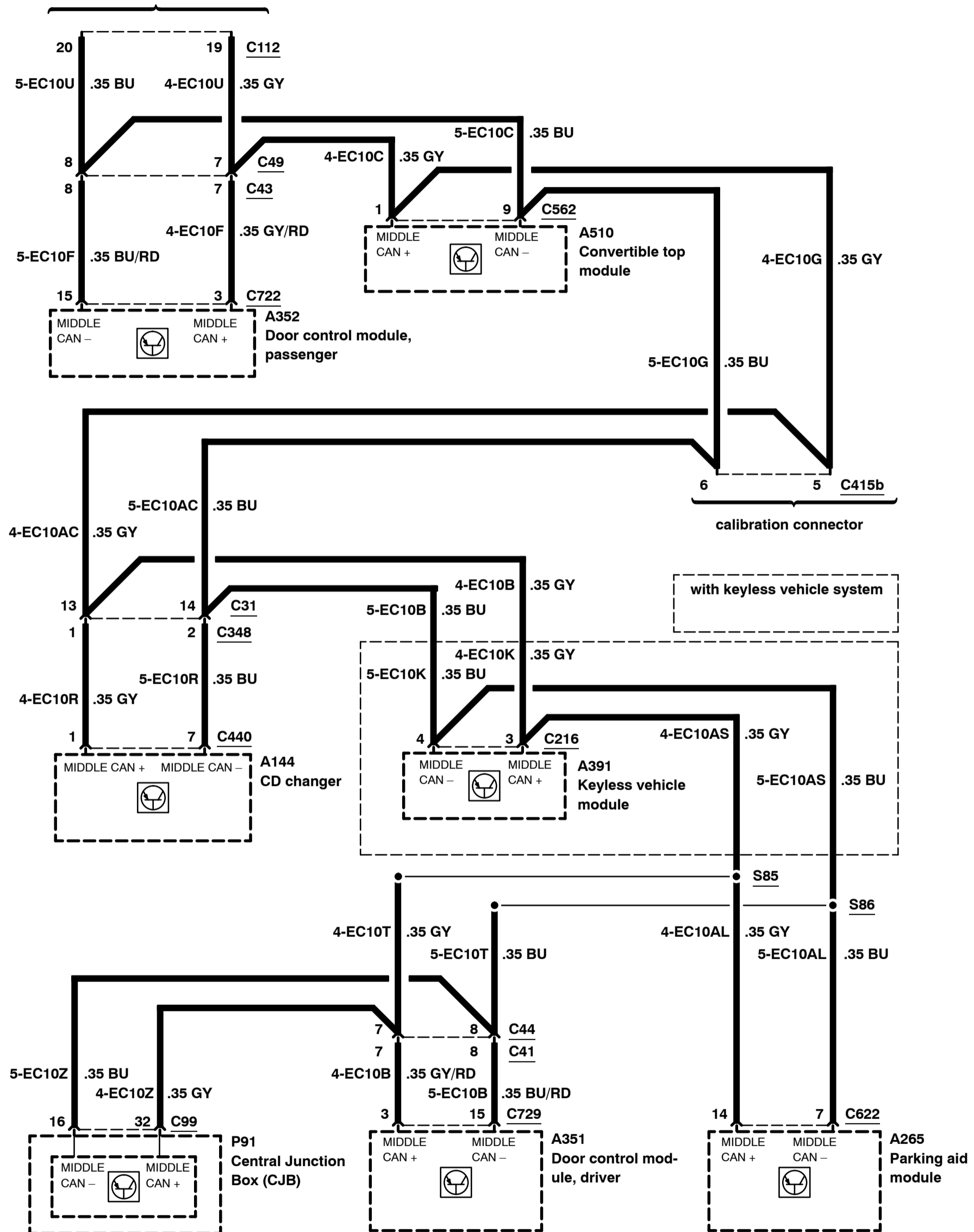


Module Communications Network – Data Link Connector (DLC), with global closing, with parking aid, with CD changer, RHD, Coupé–Cabriolet, before 12/2007

2008
418-00-00-28
2008.75
Focus

418-00-00-9 without EATC

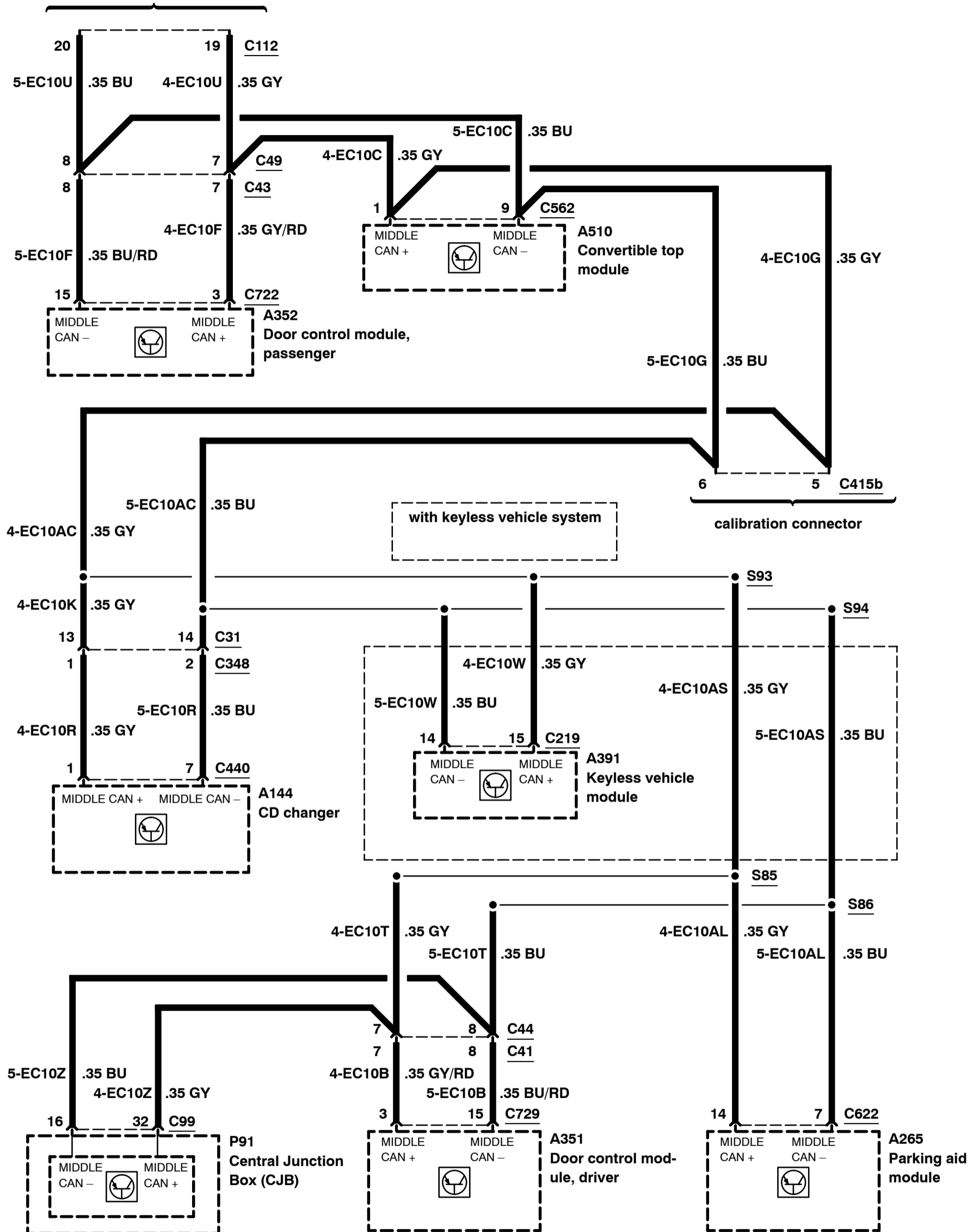
418-00-00-12 with EATC



Module Communications Network – Data Link Connector (DLC), with global closing, with parking aid, with CD changer, RHD, Coupé–Cabriolet, as of 12/2007

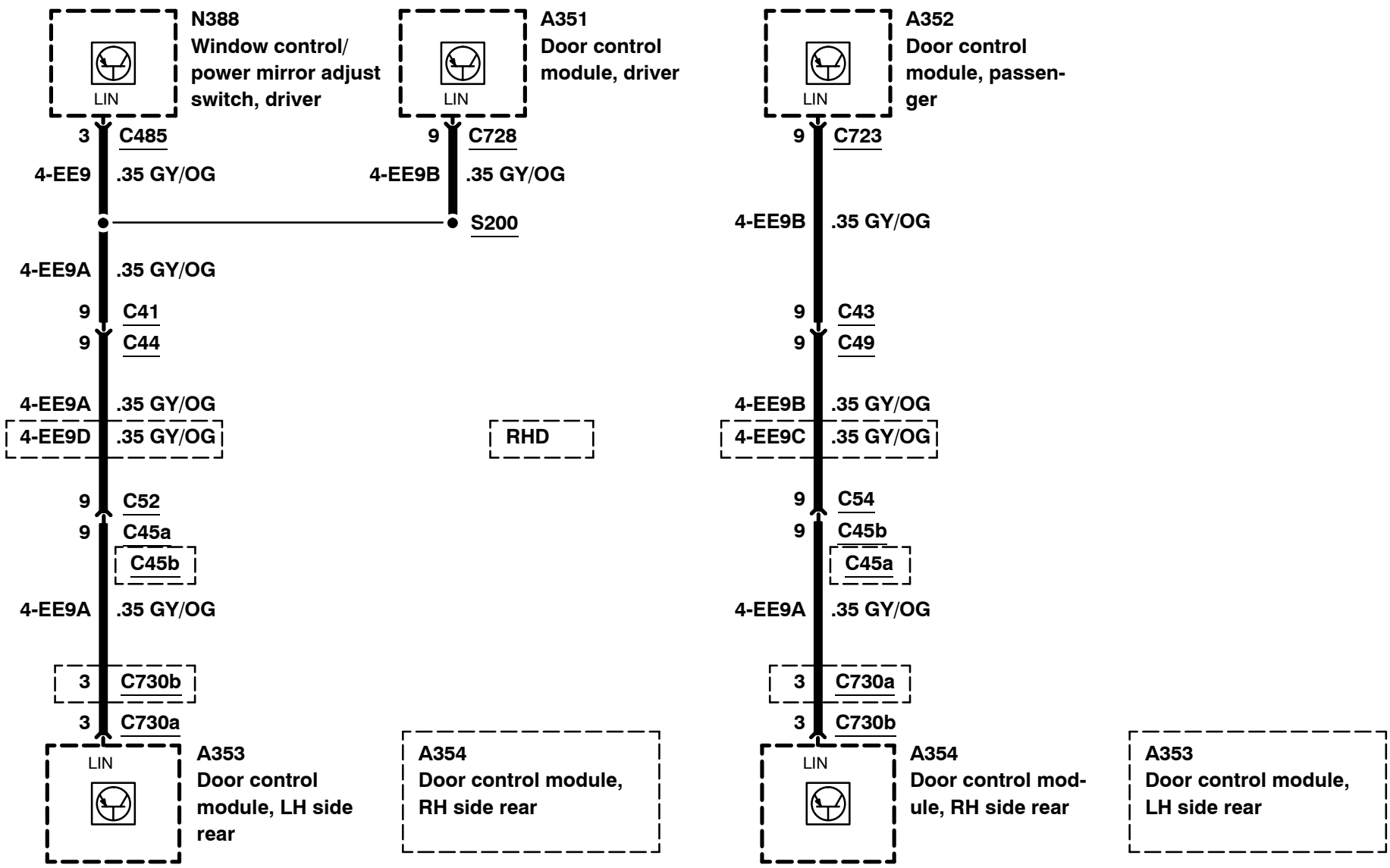
418-00-00-9 without EATC

418-00-00-12 with EATC



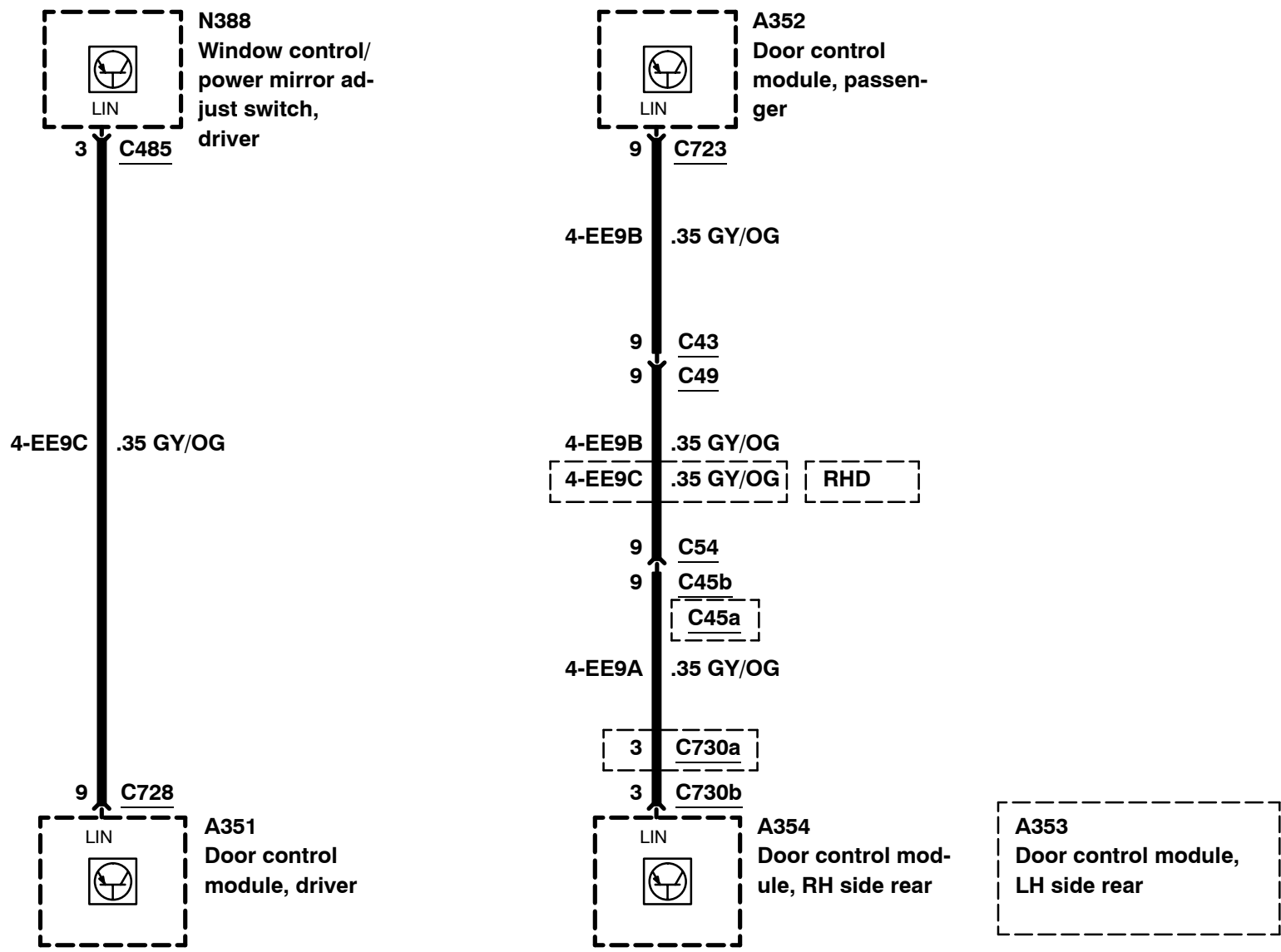
2008
418-00-00-30
2008.75
Focus

Module Communications Network – LIN Bus, except 3-door model, except Coupé-Cabriolet



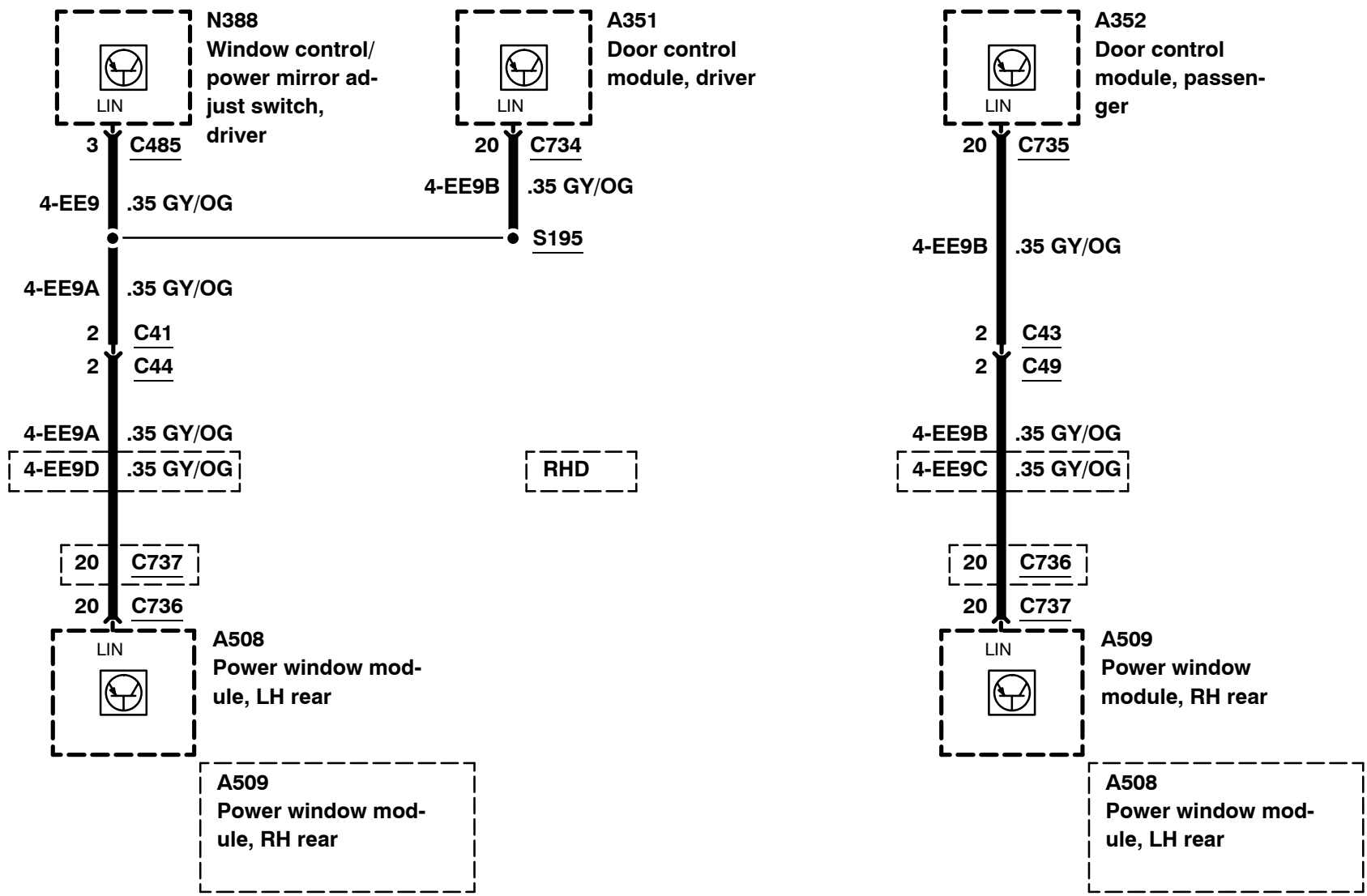
2008
418-00-00-31
2008.75
Focus

Module Communications Network – LIN Bus, 3-door model



Module Communications Network – LIN Bus, Coupé–Cabriolet

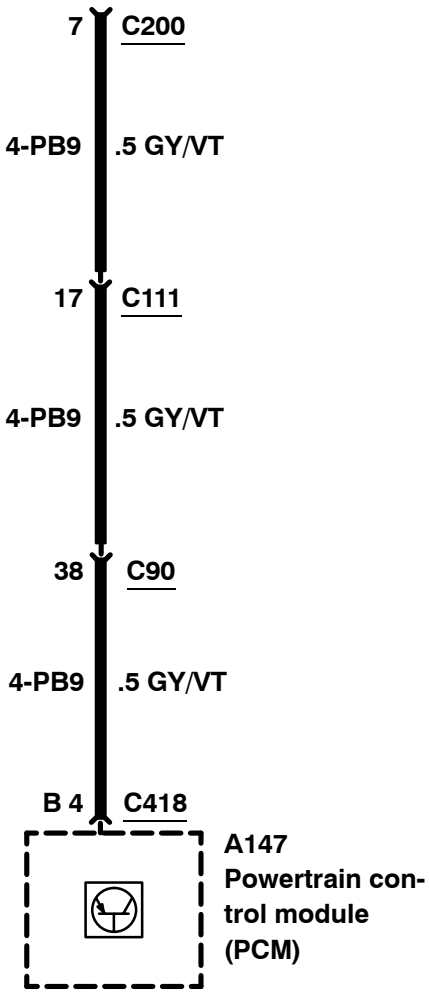
2008
418-00-00-32
2008.75
Focus



Module Communications Network – Data link connector, pin 7, before 12/2007

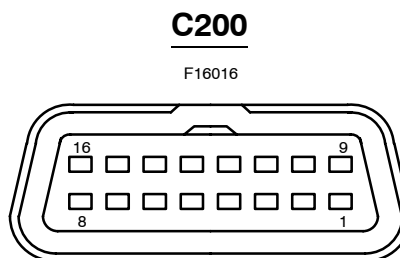
2008
418-00-00-33
2008.75
Focus

D20
Data Link Con-
nector (DLC)



2008
418-00-00-34
2008.75
Focus

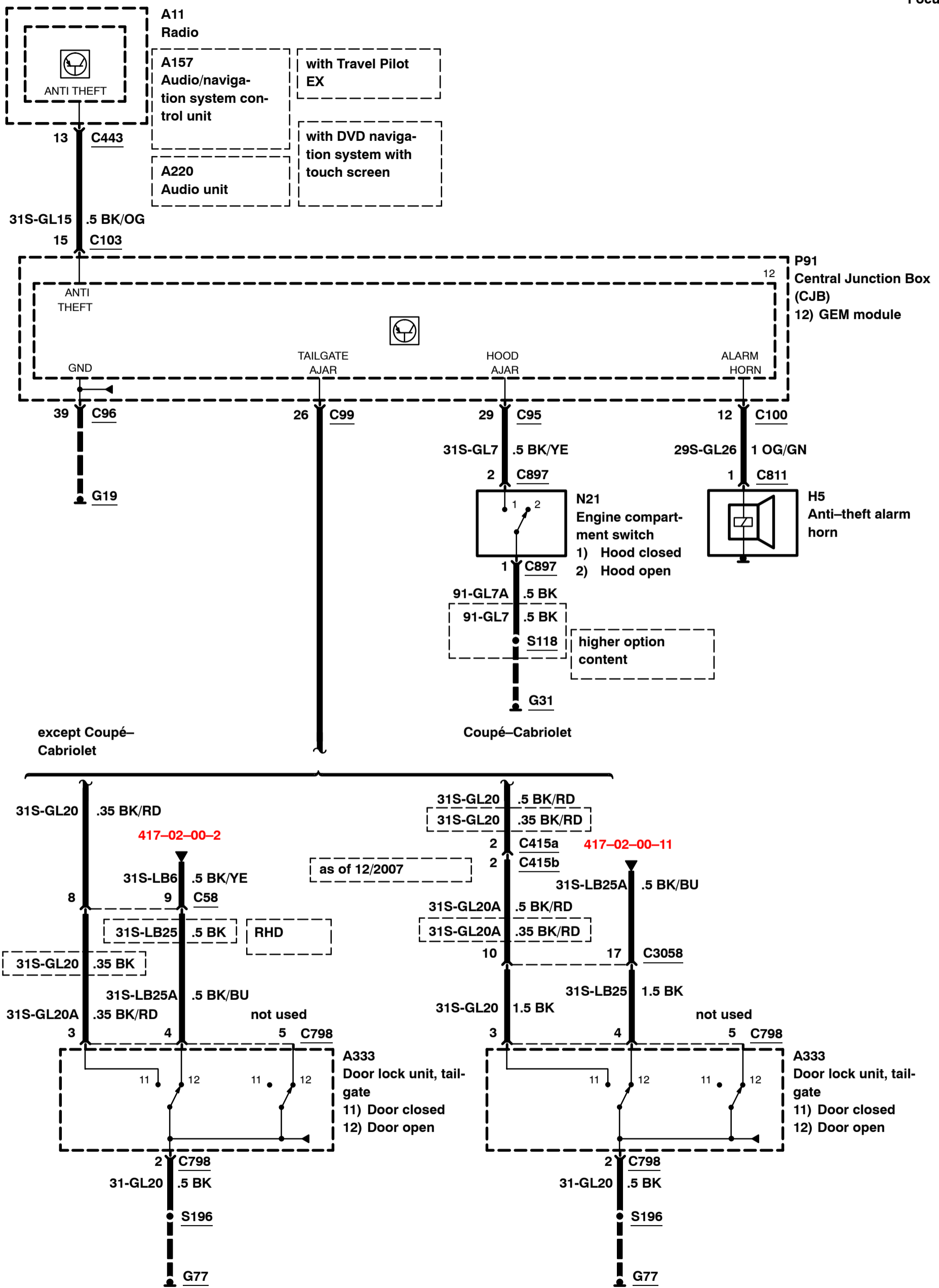
Module Communications Network – Data Link Connector (DLC)



Pin number	Description	Wire colours
1		
2		
3	middle speed CAN Bus +	GY
4	Chassis Ground	BK
5	Signal Ground	BK/OG
6	high speed CAN Bus +	GY/RD
7	K-Line ISO 9141	GY/VT
8		
9		
10		
11	middle speed CAN Bus –	BU
12		
13		
14	high speed CAN Bus –	BU/RD
15		
16	Battery Power	OG

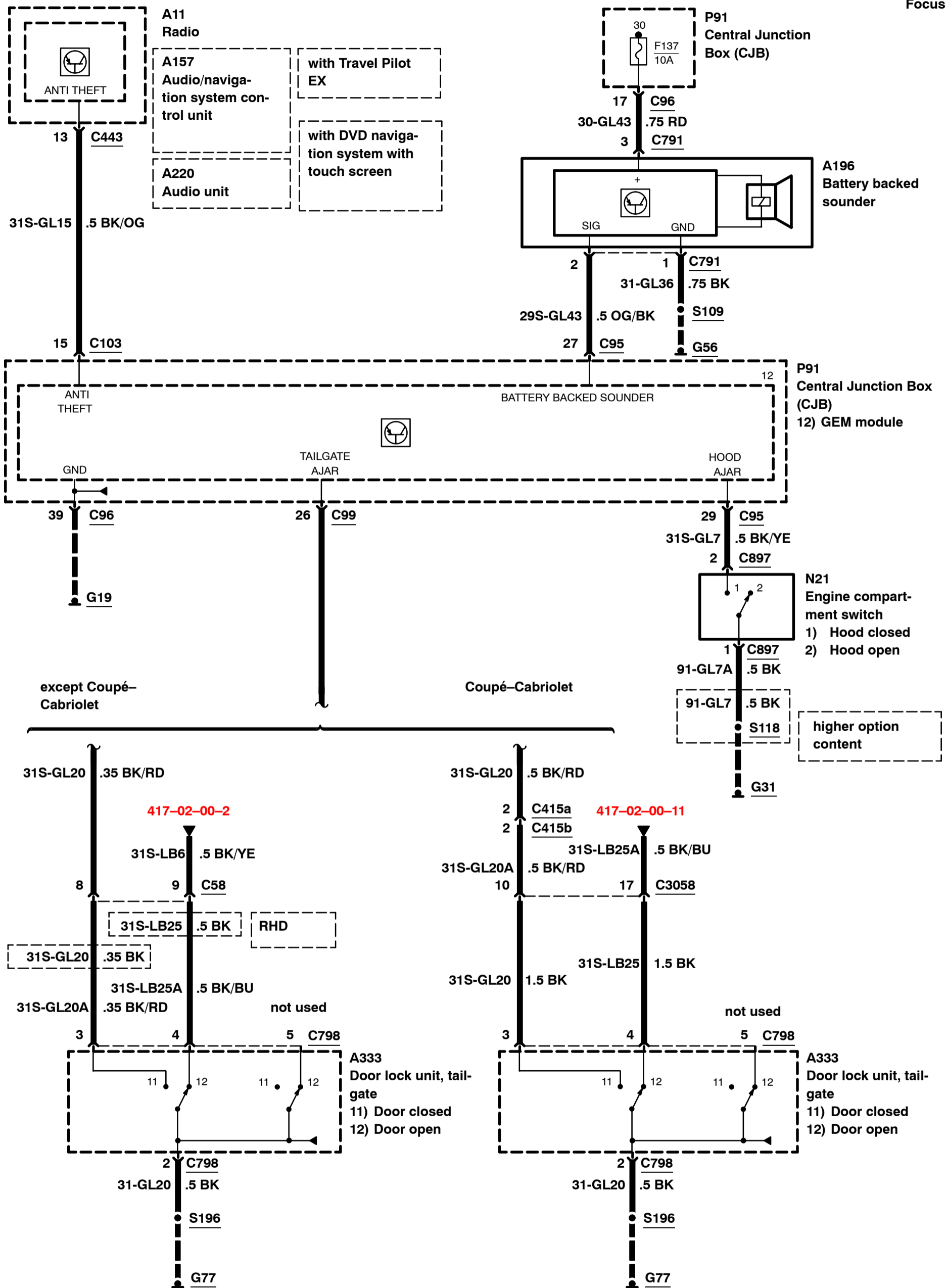
Anti-Theft – Active – without battery backed sounder

2008
419-01A-00-1
2008.75
Focus



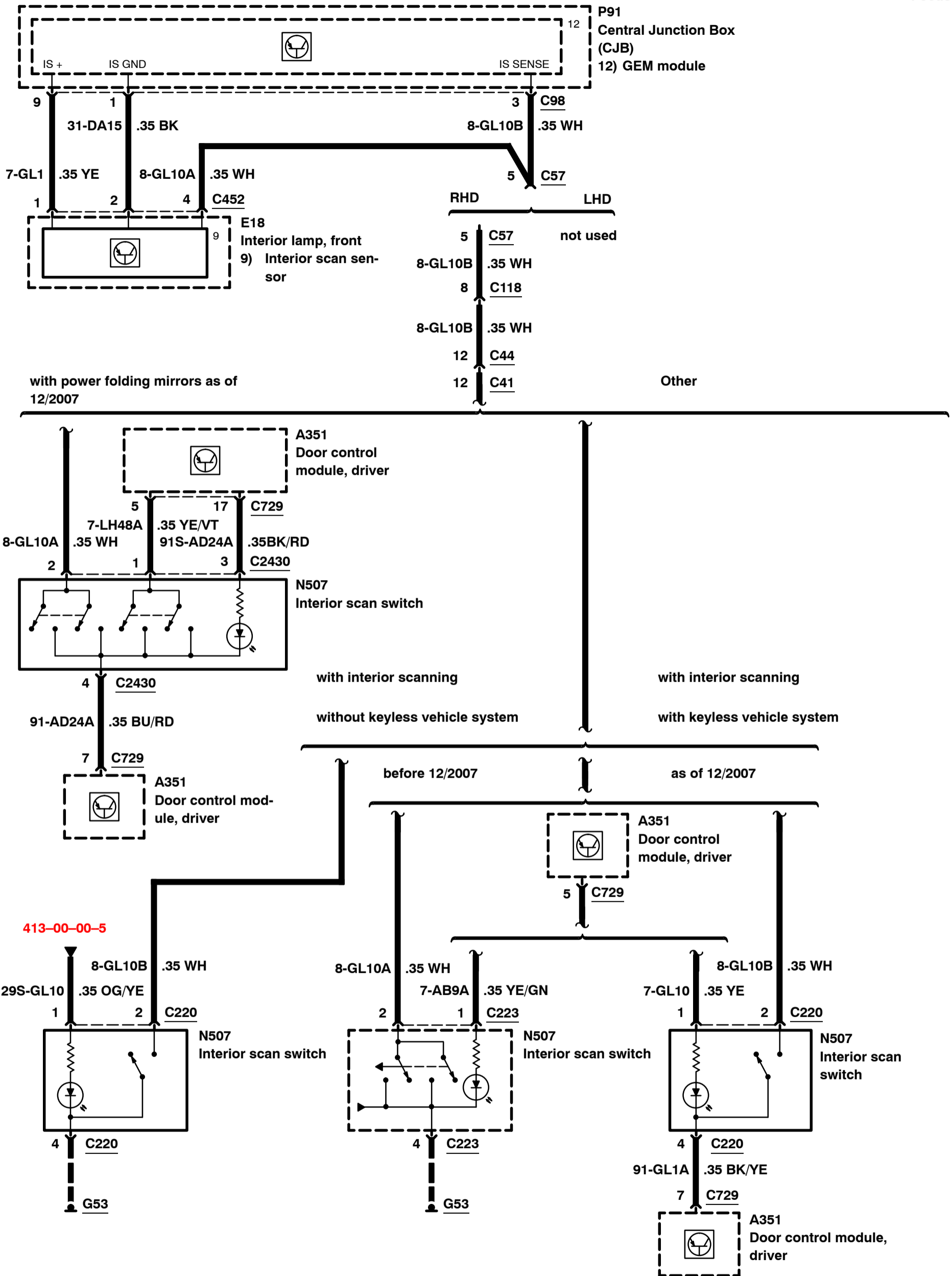
Anti-Theft – Active – with battery backed sounder

2008
419-01A-00-2
2008.75
Focus



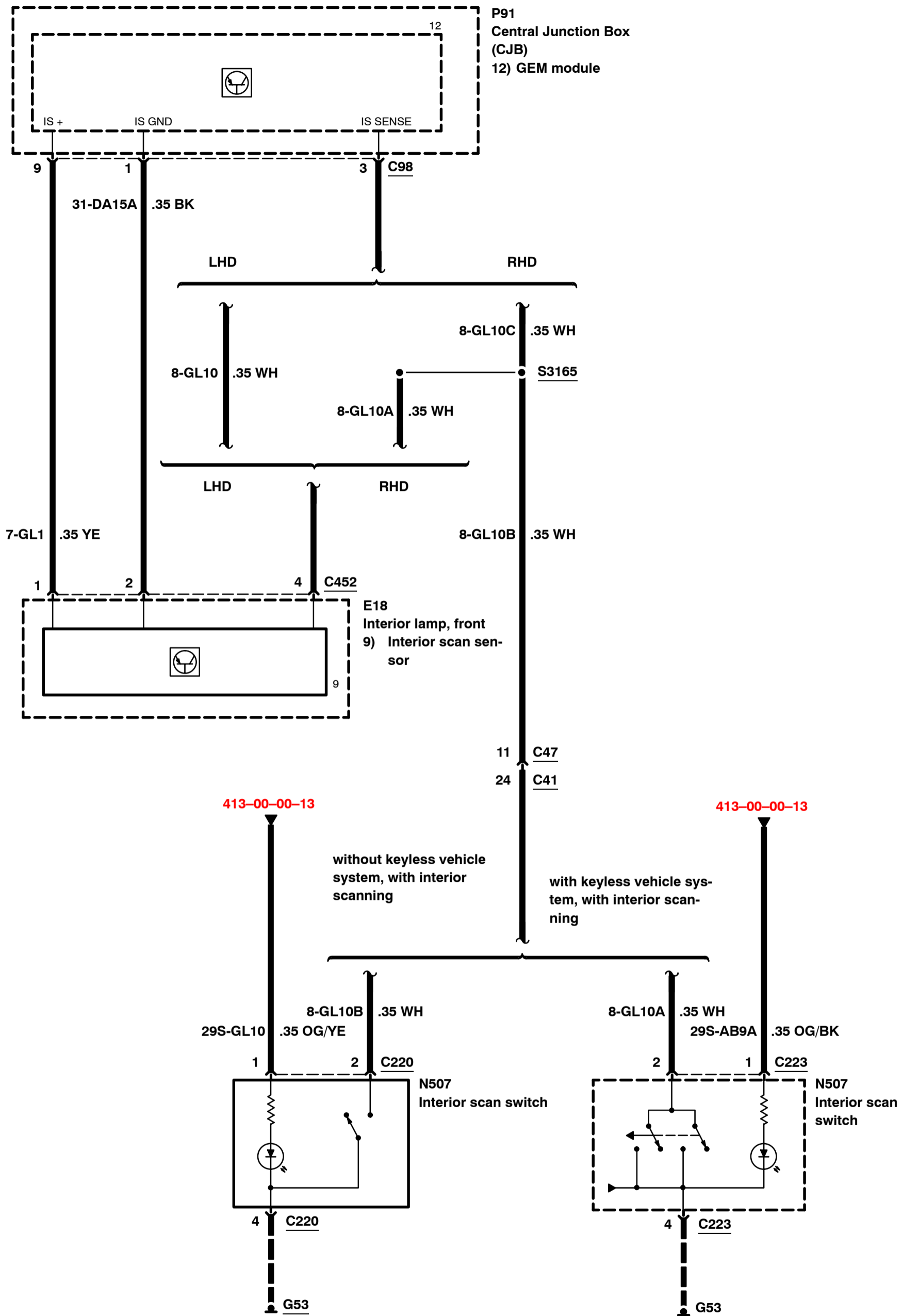
Anti-Theft – Active – except Coupé-Cabriolet

2008
419-01A-00-3
2008.75
Focus

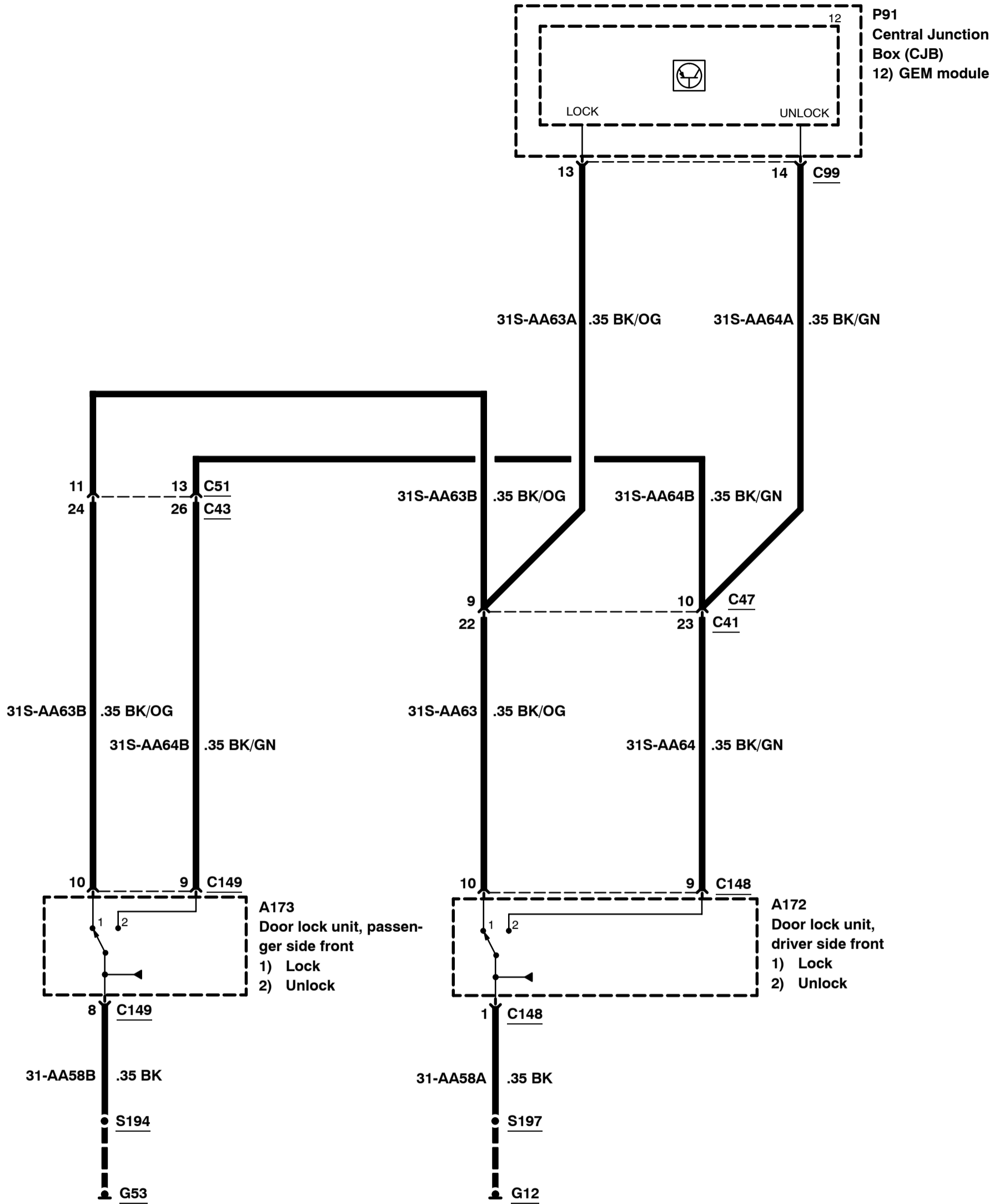


Anti-Theft – Active – Coupé–Cabriolet

2008
419-01A-00-4
2008.75
Focus

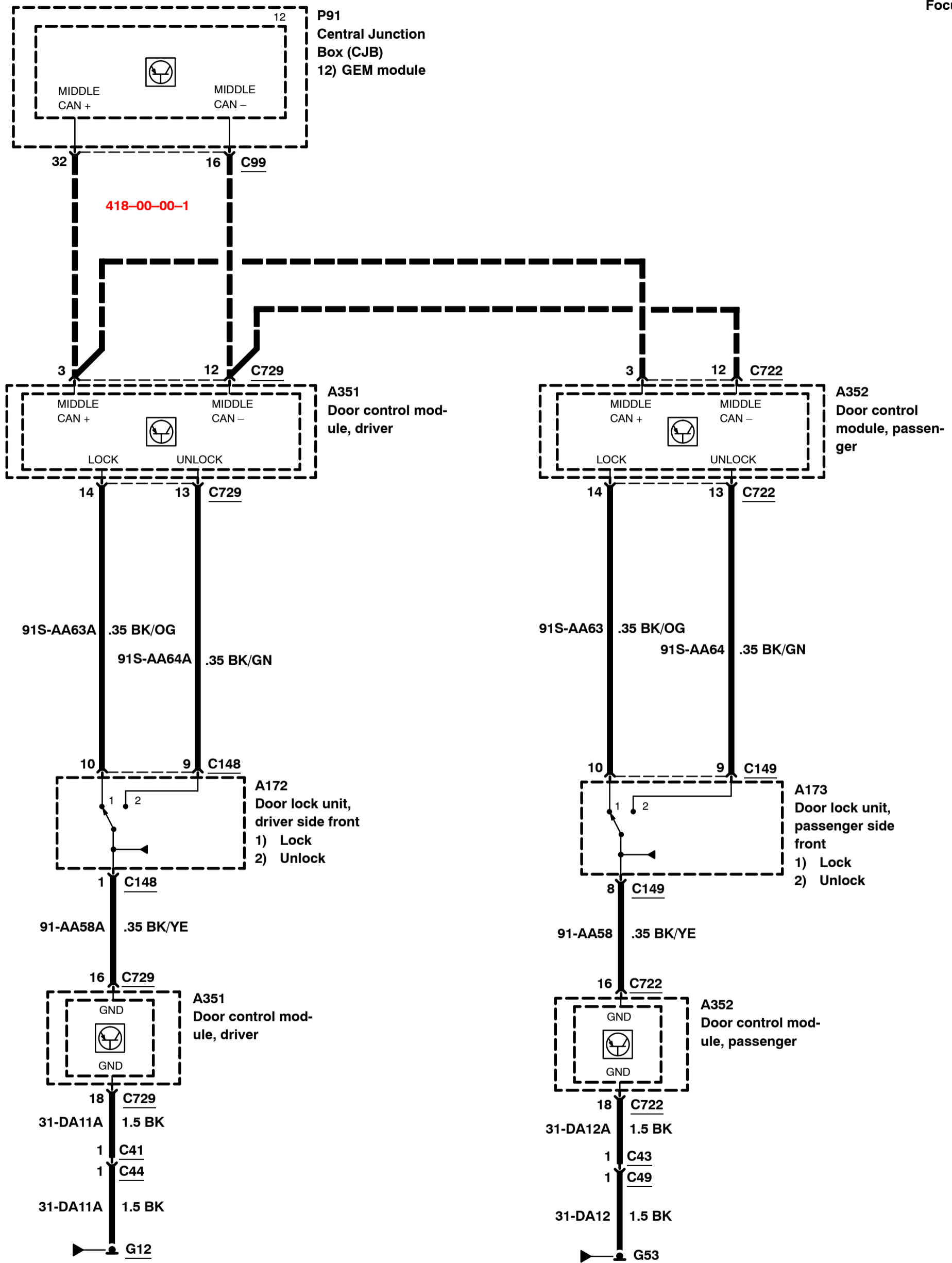


Anti-Theft – Active – except Coupé–Cabriolet, LHD, with central locking, without global closing

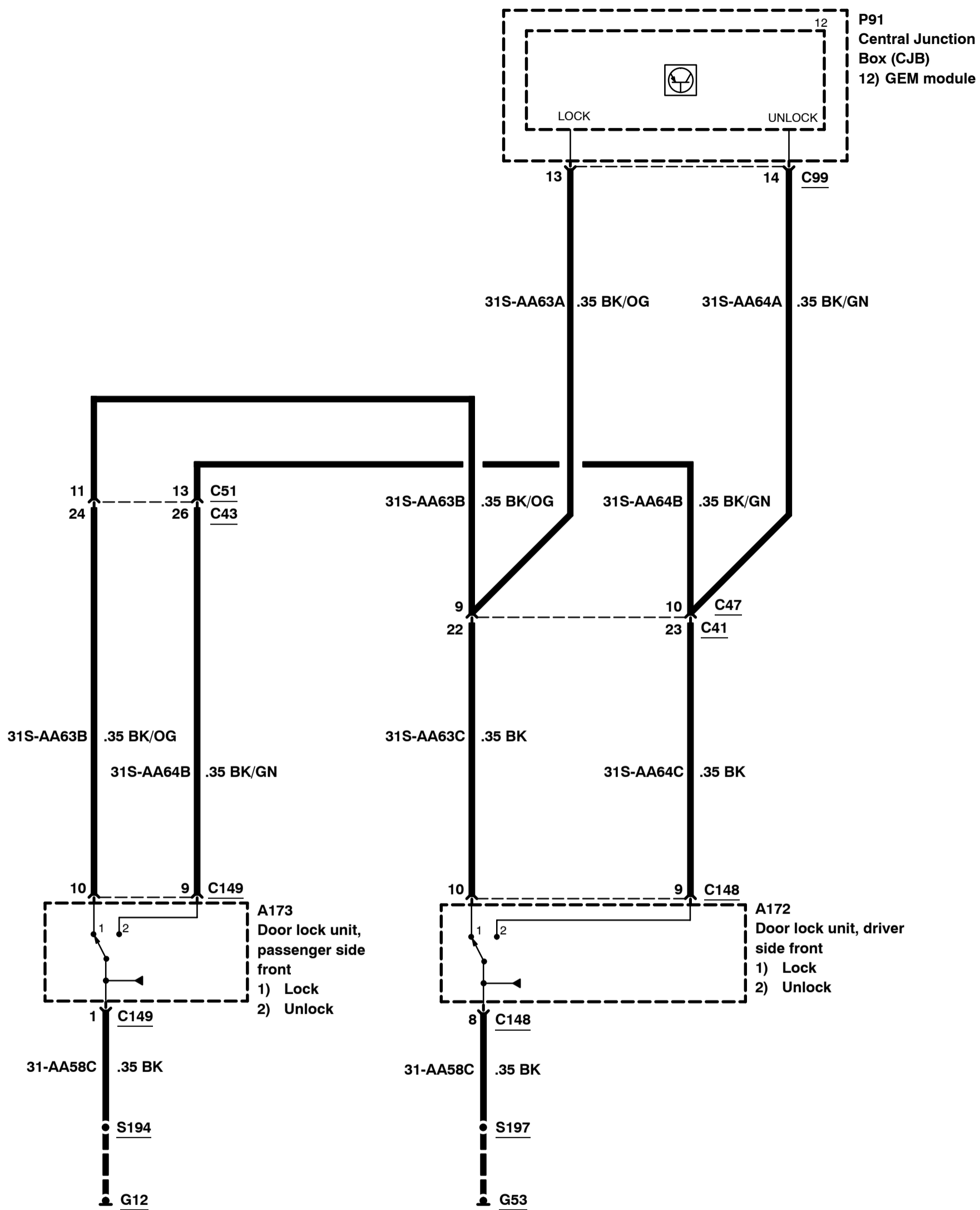


Anti-Theft – Active – except Coupé–Cabriolet, LHD, with central locking, with global closing

2008
419-01A-00-6
2008.75
Focus

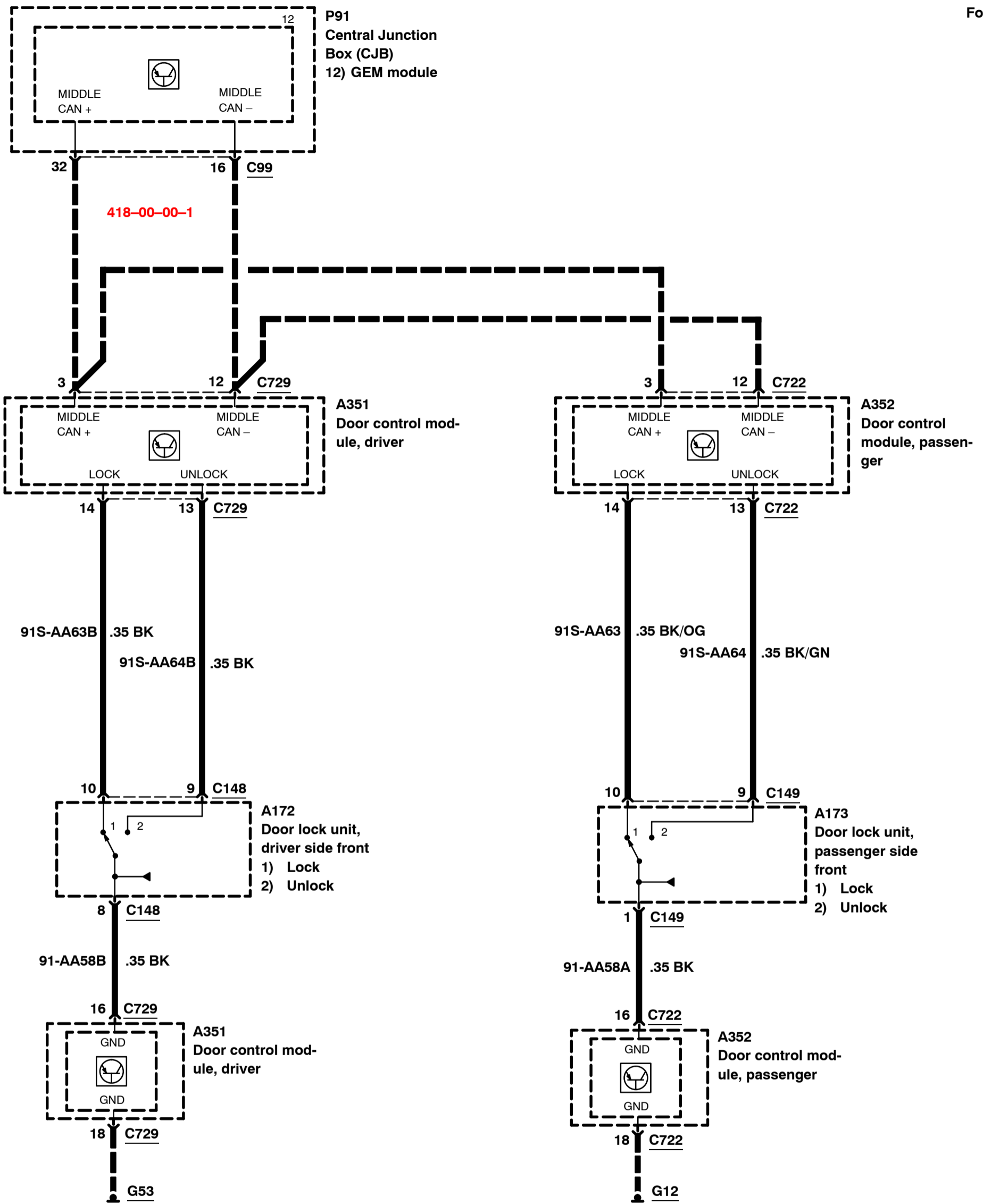


Anti-Theft – Active – except Coupé–Cabriolet, RHD, with central locking, without global closing



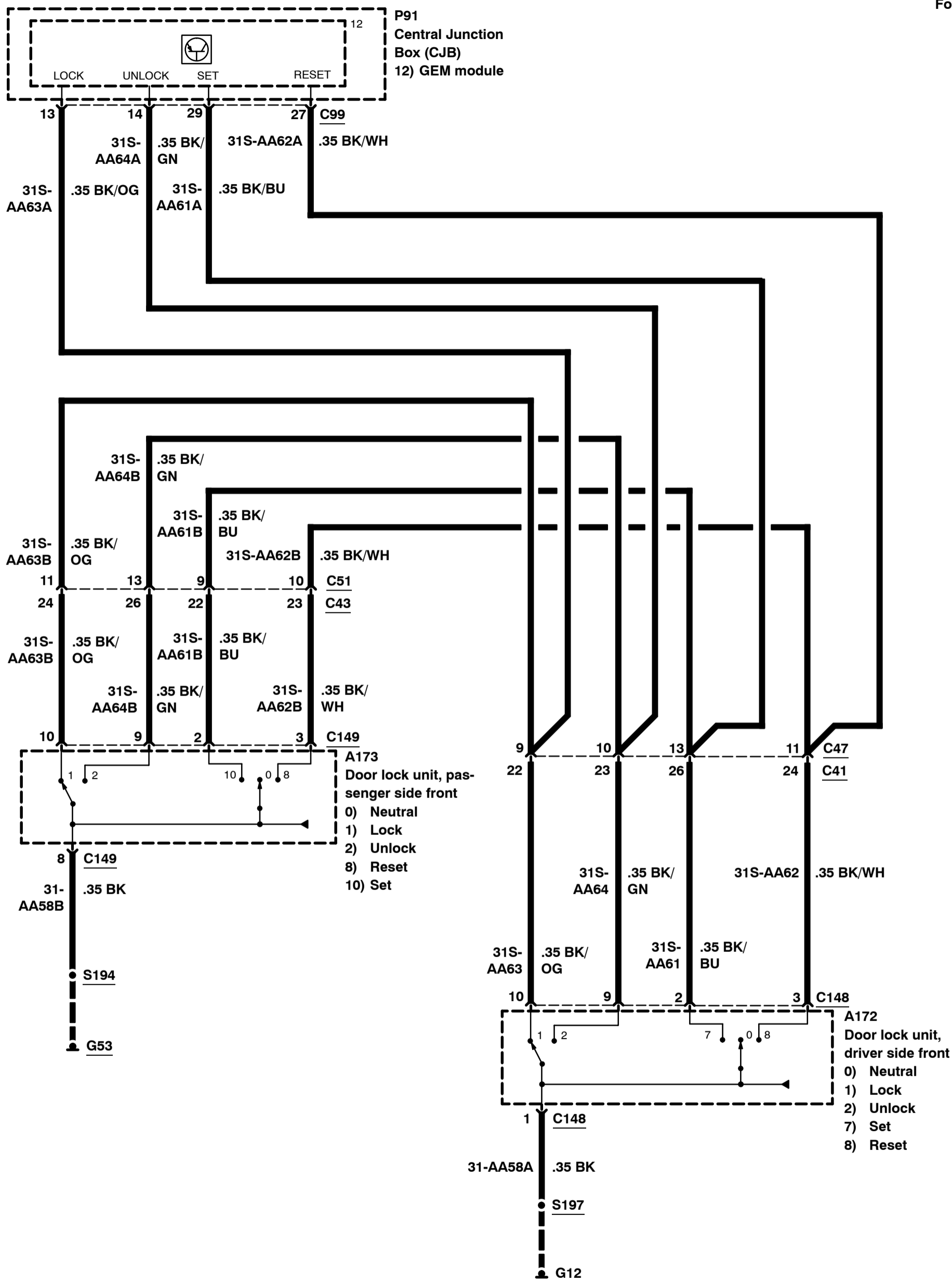
Anti-Theft – Active – except Coupé–Cabriolet, RHD, with central locking, with global closing

2008
419-01A-00-8
2008.75
Focus



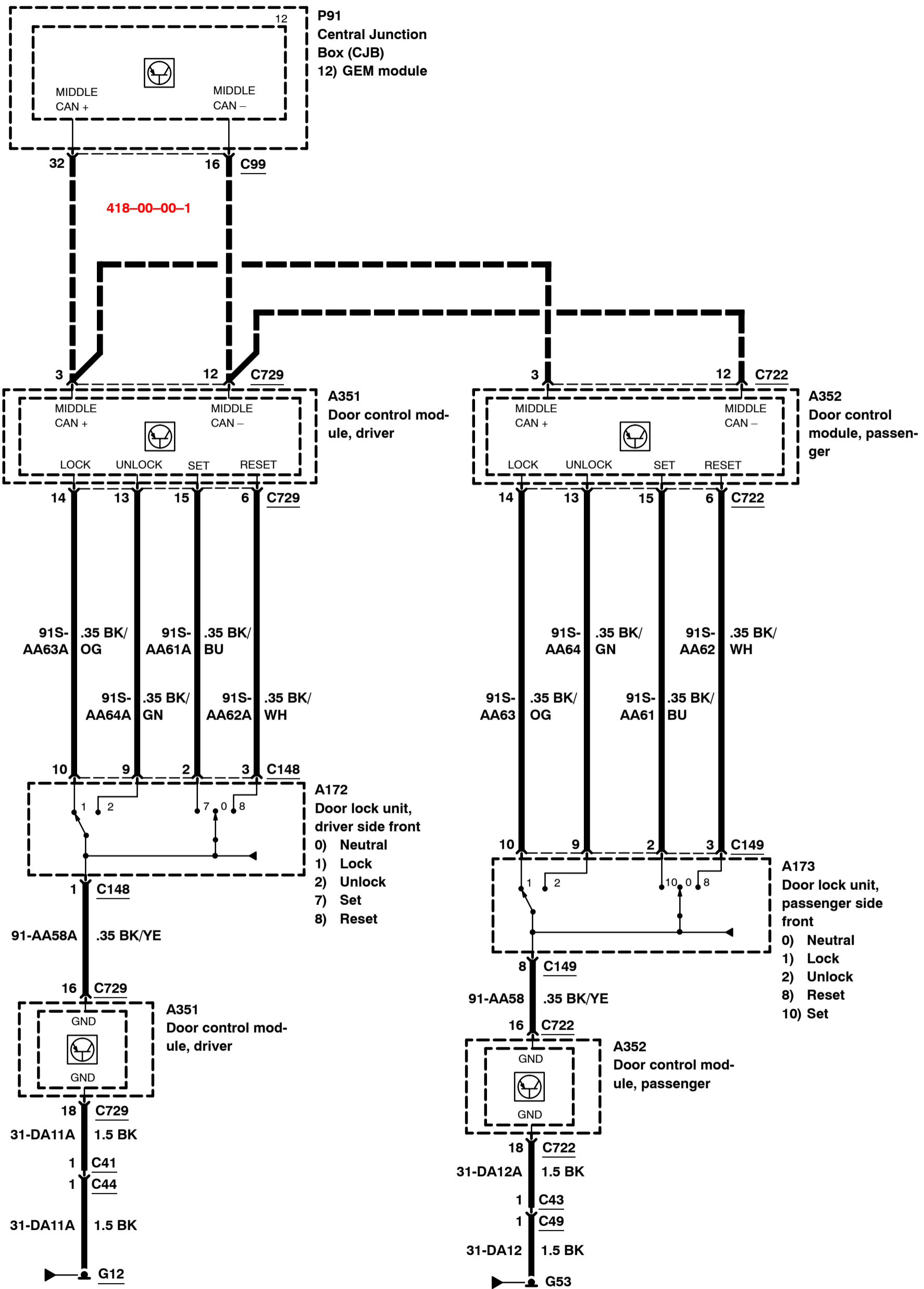
Anti-Theft – Active – except Coupé–Cabriolet, LHD, with double locking, without global closing

2008
419-01A-00-9
2008.75
Focus



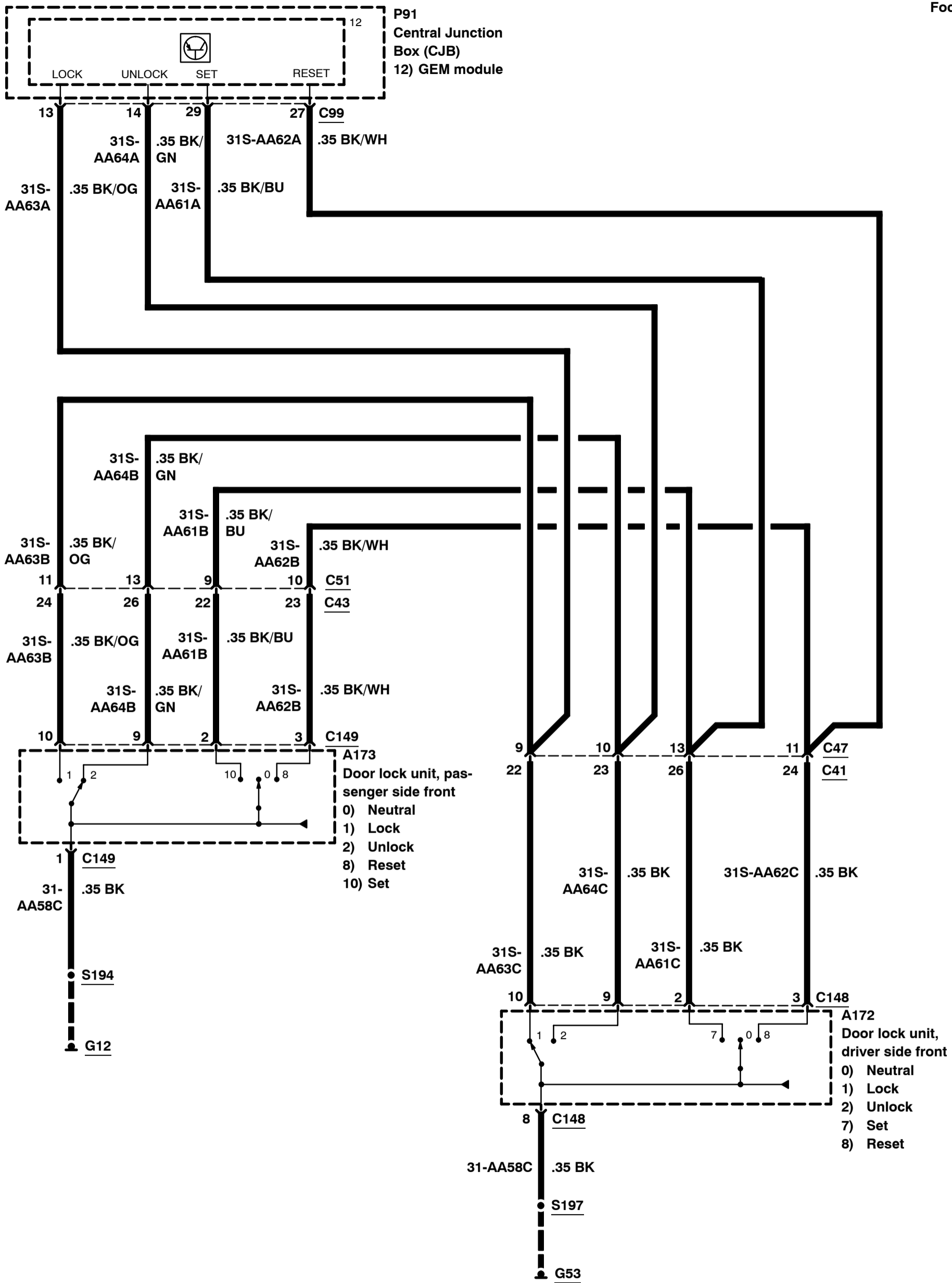
Anti-Theft – Active – except Coupé–Cabriolet, LHD, with double locking, with global closing

2008
419-01A-00-10
2008.75
Focus



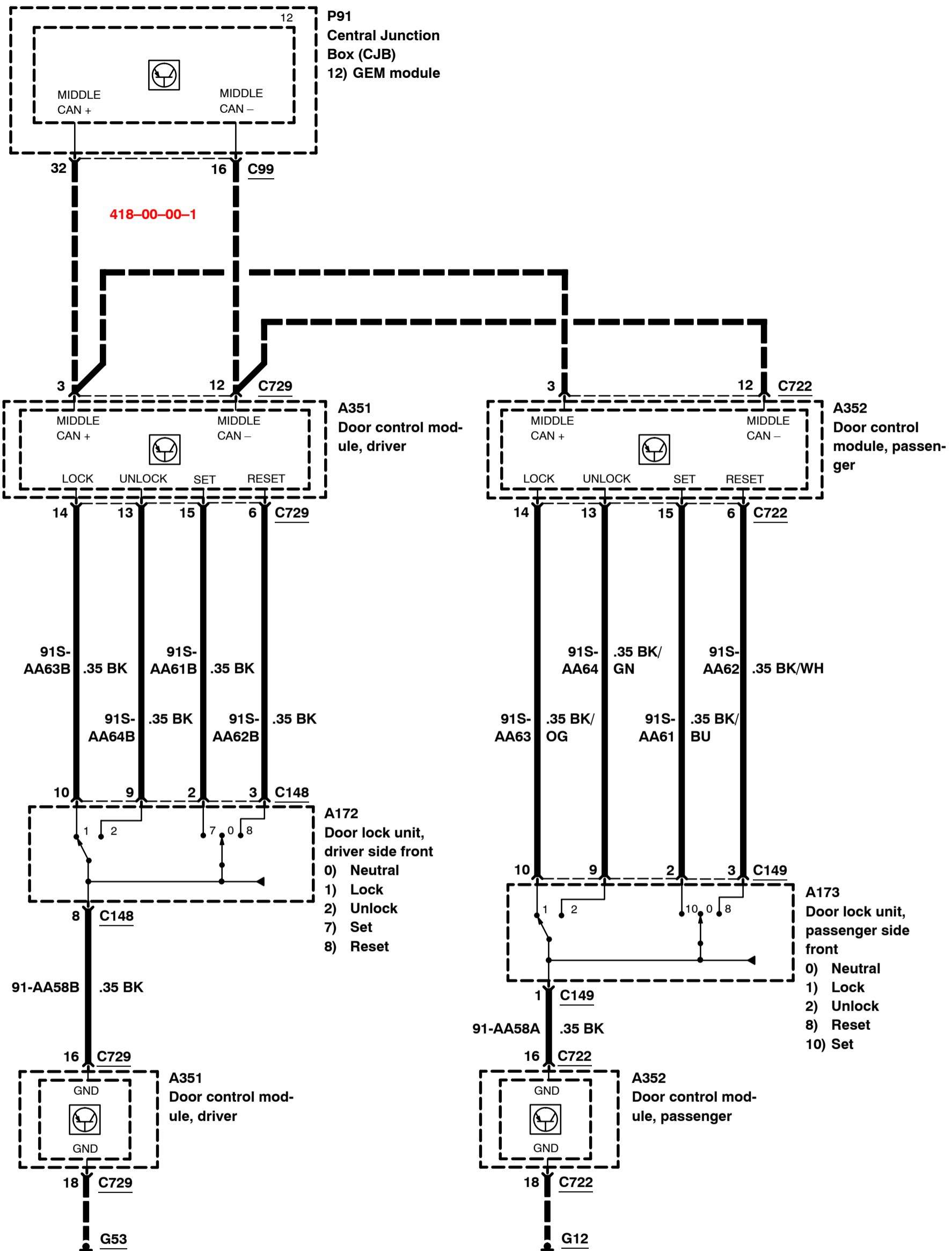
Anti-Theft – Active – except Coupé–Cabriolet, RHD, with double locking, without global closing

2008
419-01A-00-11
2008.75
Focus



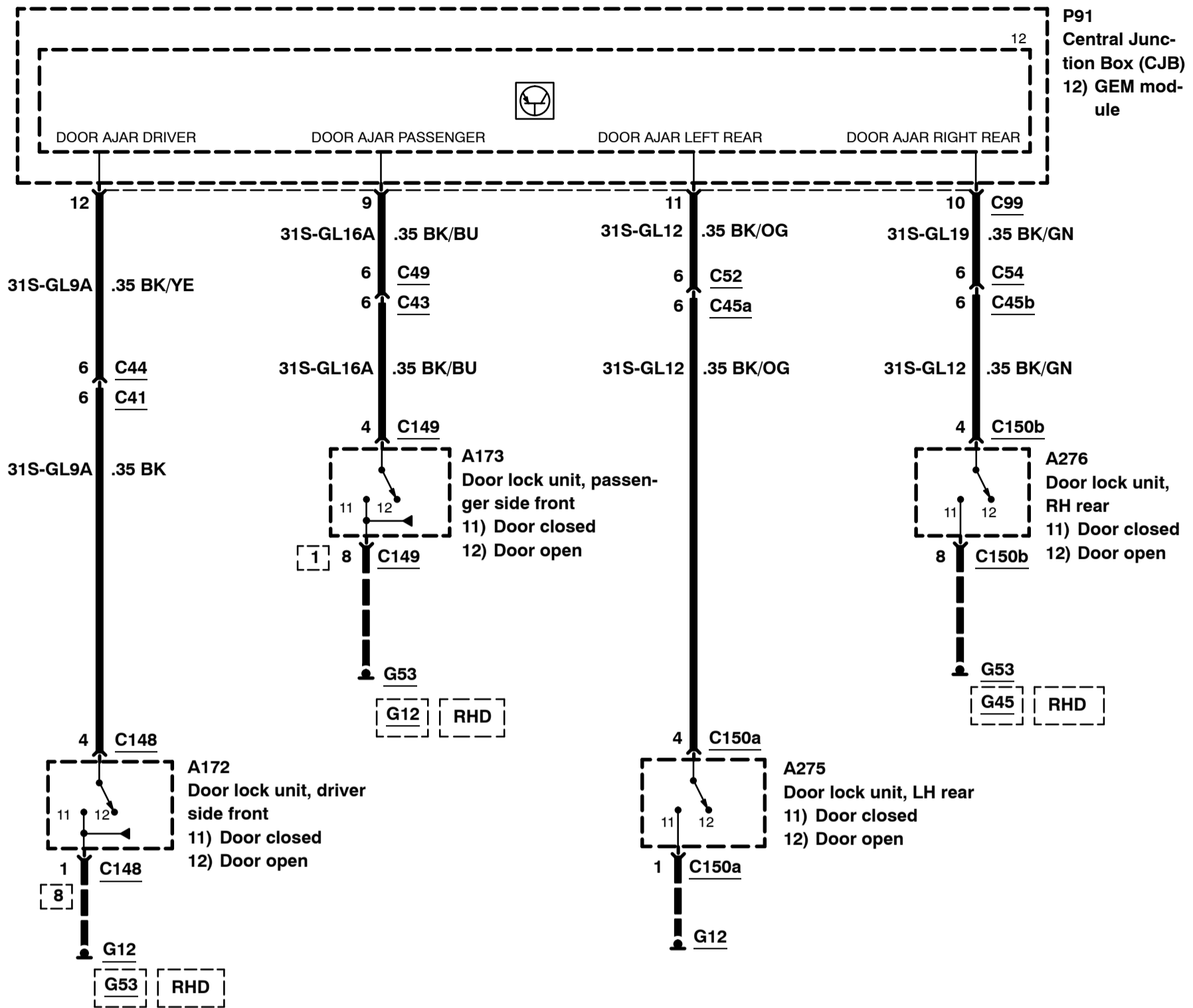
Anti-Theft – Active – except Coupé–Cabriolet, RHD, with double locking, with global closing

2008
419-01A-00-12
2008.75
Focus



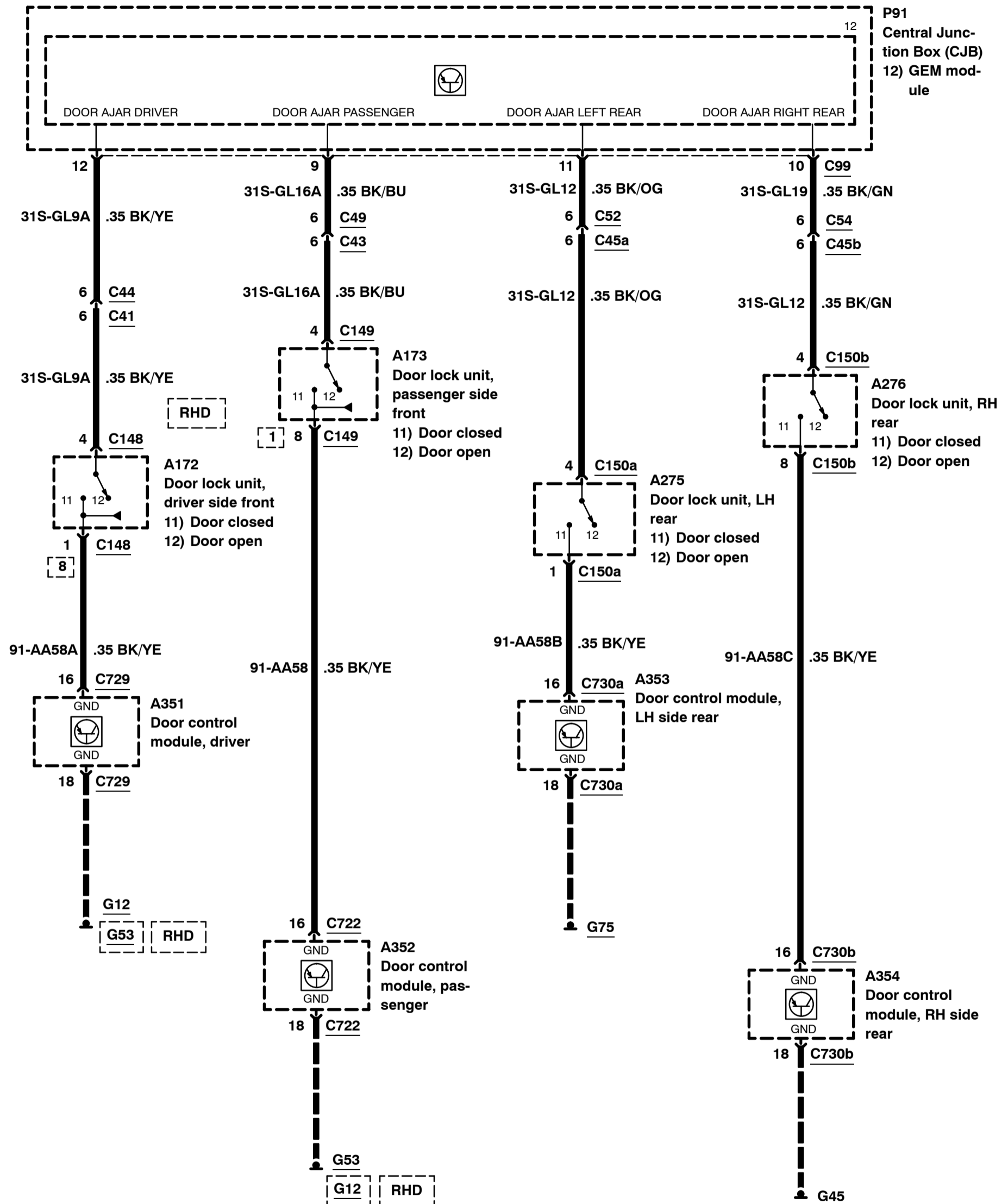
Anti-Theft – Active – except Coupé–Cabriolet, without global closing

2008
419-01A-00-13
2008.75
Focus



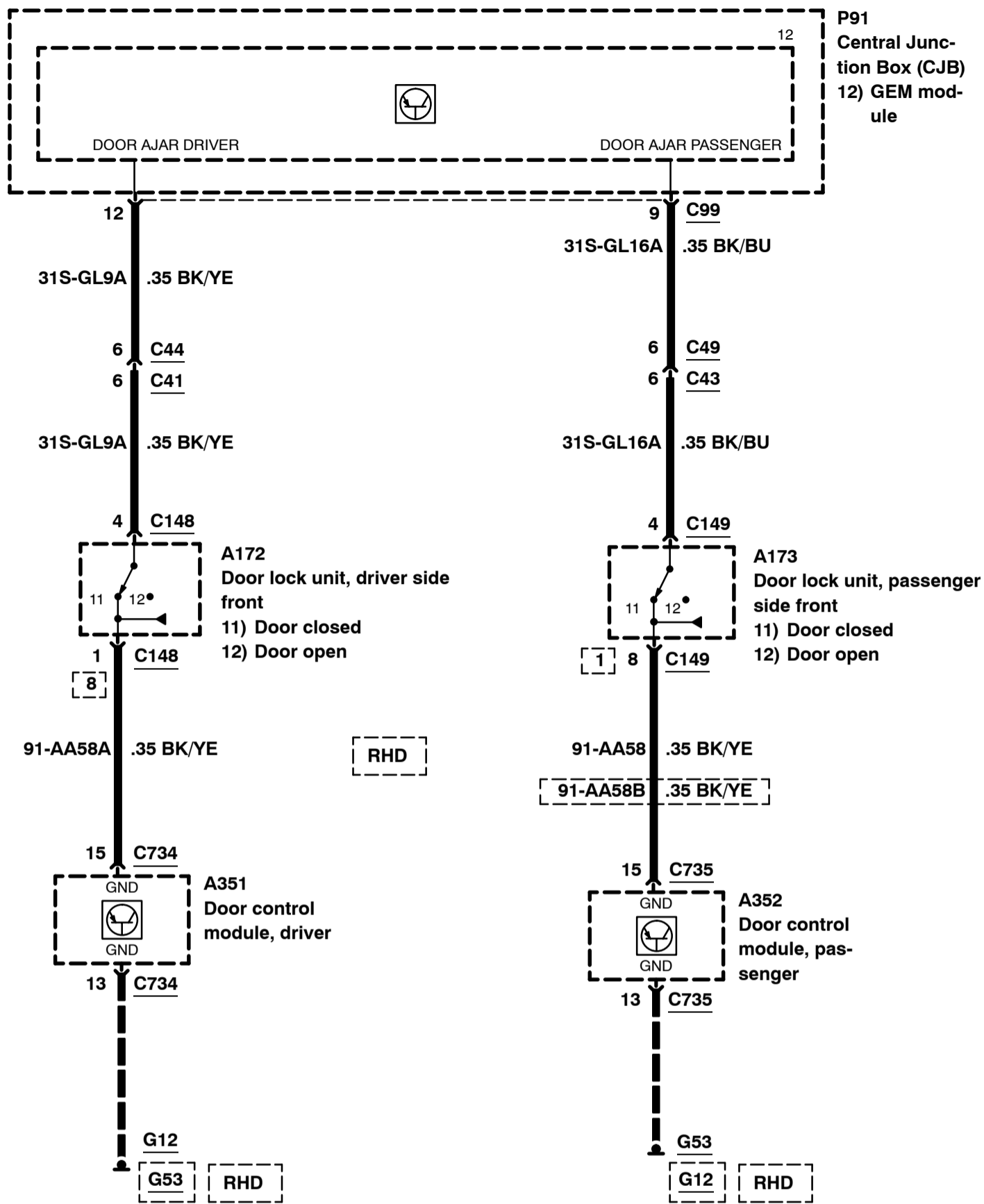
Anti-Theft – Active – except Coupé–Cabriolet, with global closing

2008
419-01A-00-14
2008.75
Focus



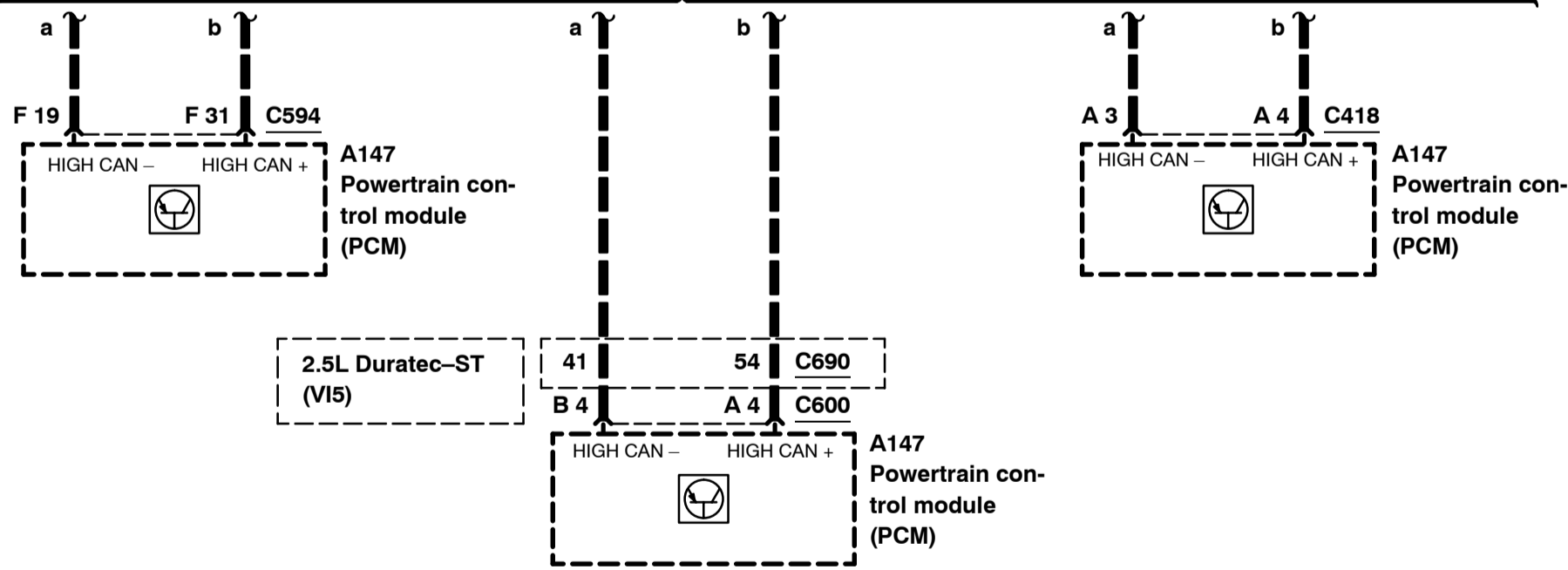
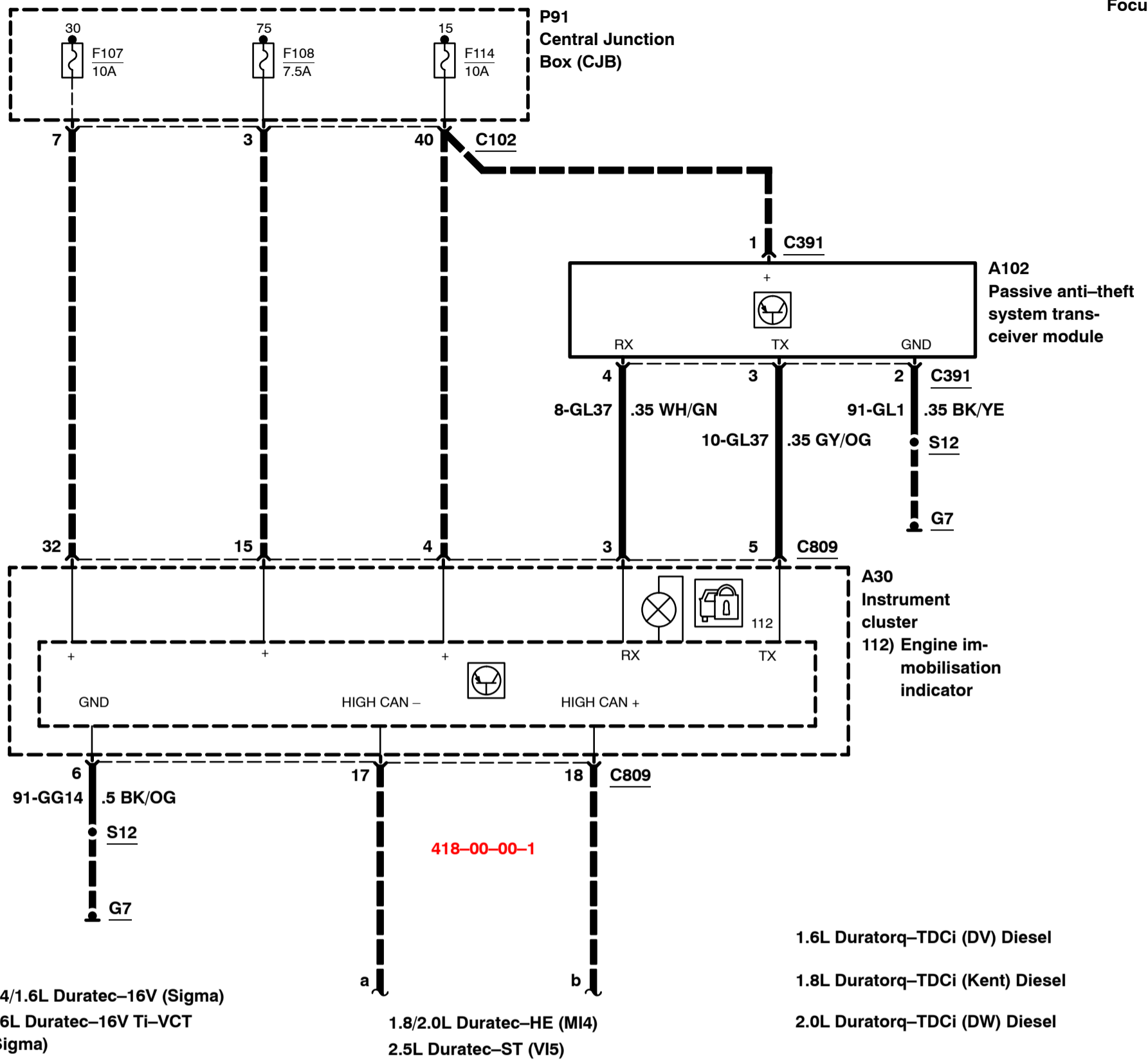
Anti-Theft – Active – Coupé-Cabriolet

2008
419-01A-00-15
2008.75
Focus

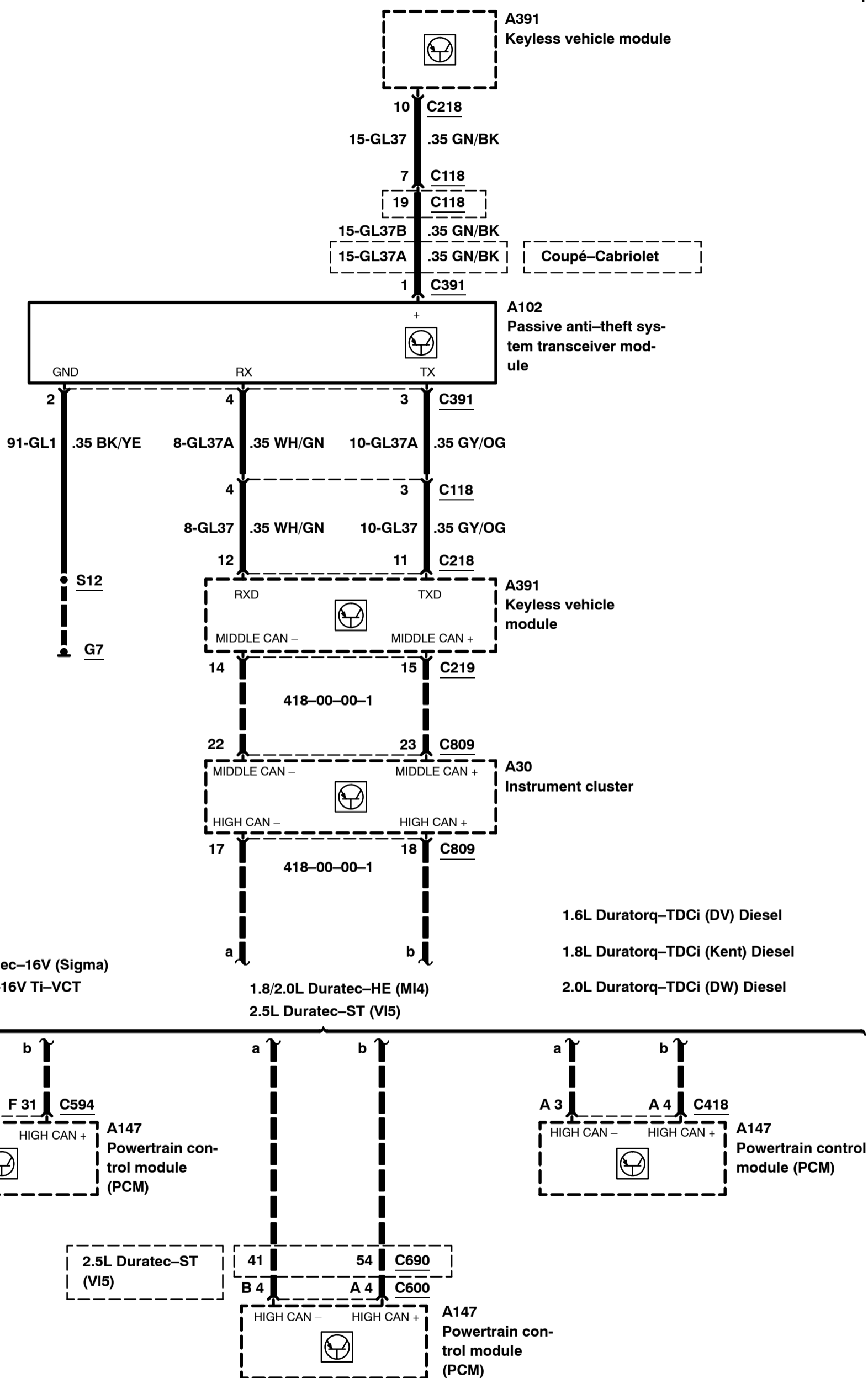


Anti-Theft – Passive – without keyless go

2008
419-01B-00-1
2008.75
Focus

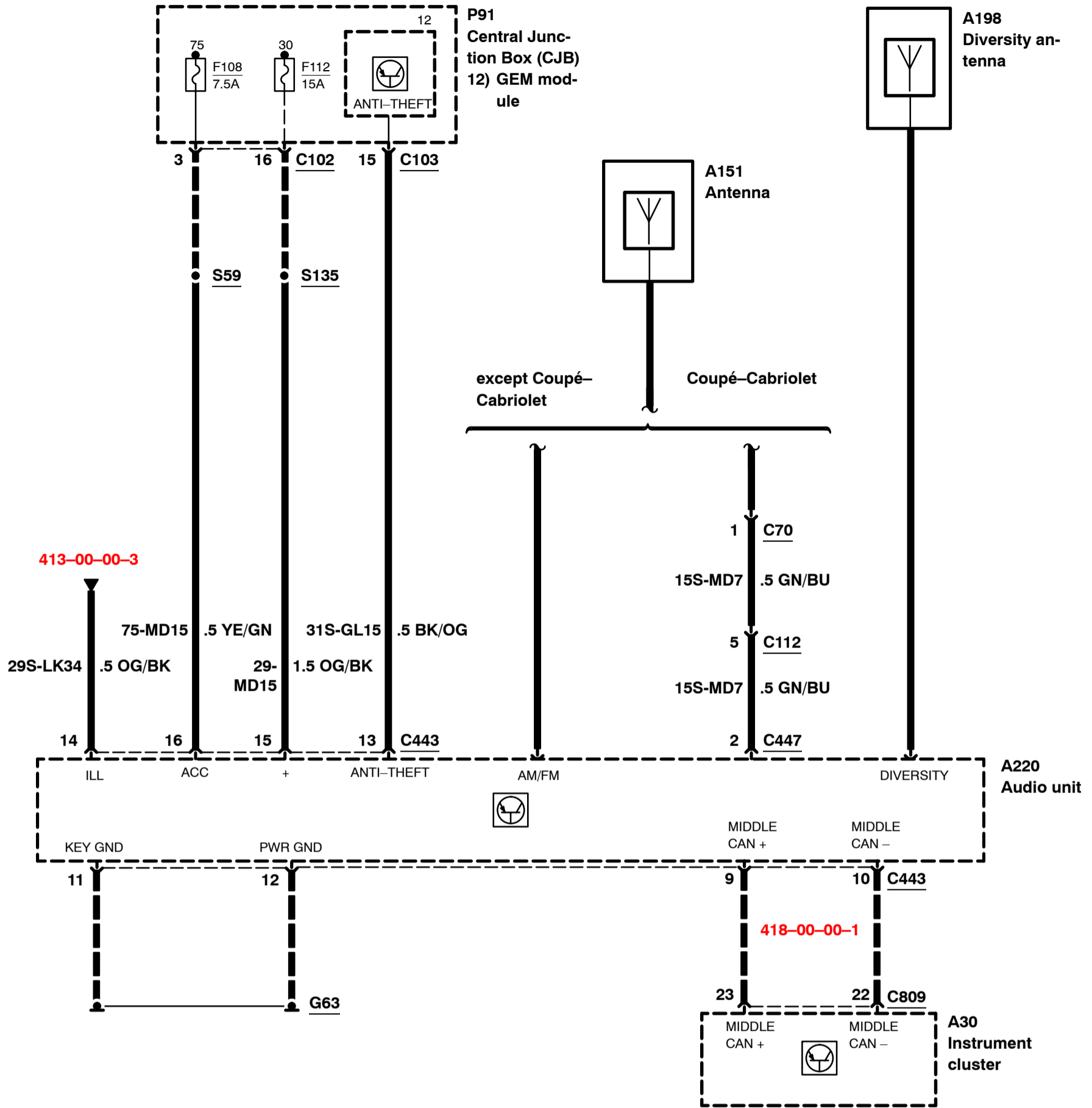


Anti-Theft – Passive – without keyless go



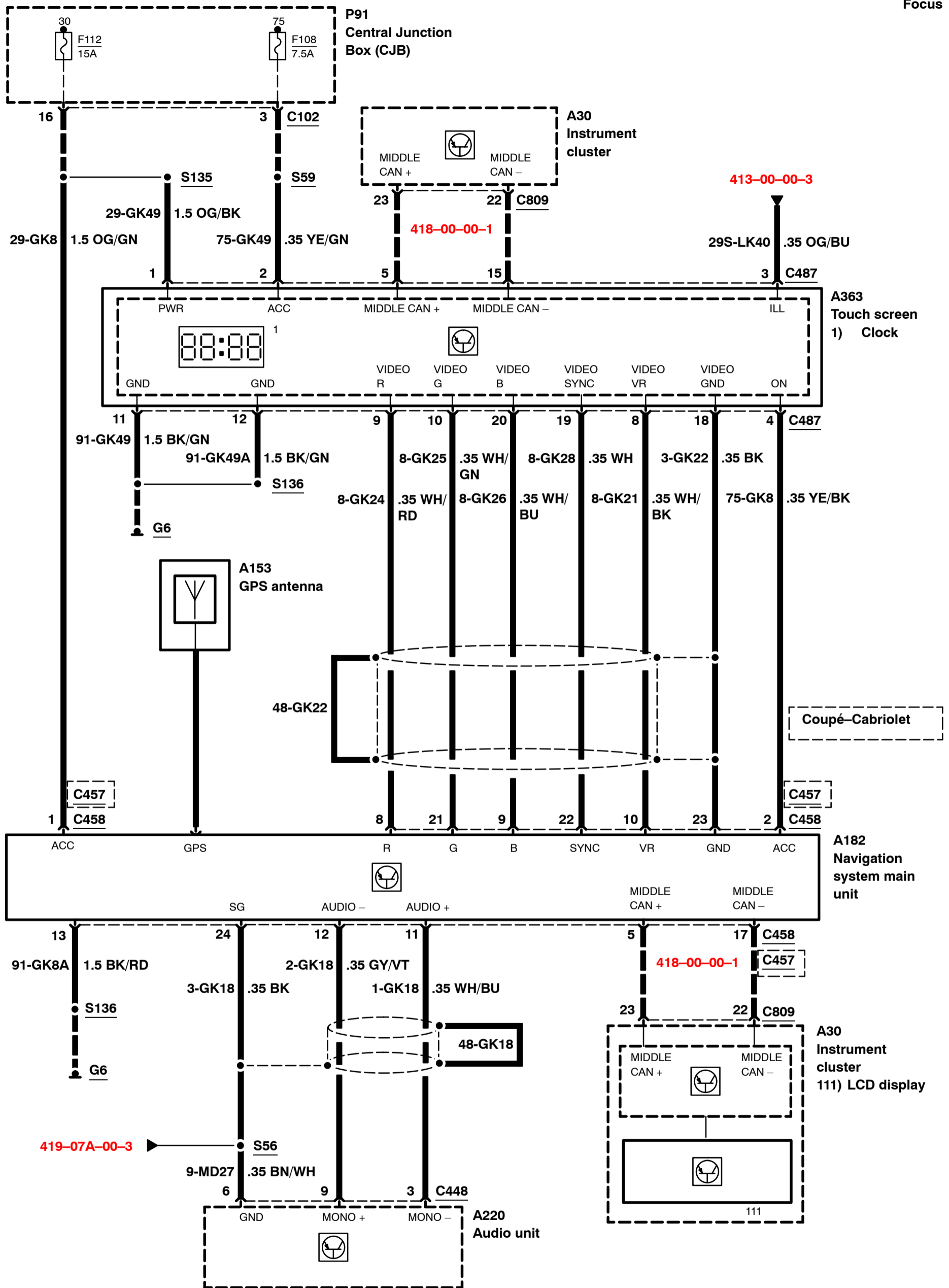
Navigation System – with DVD navigation system with touch screen

2008
419-07A-00-1
2008.75
Focus



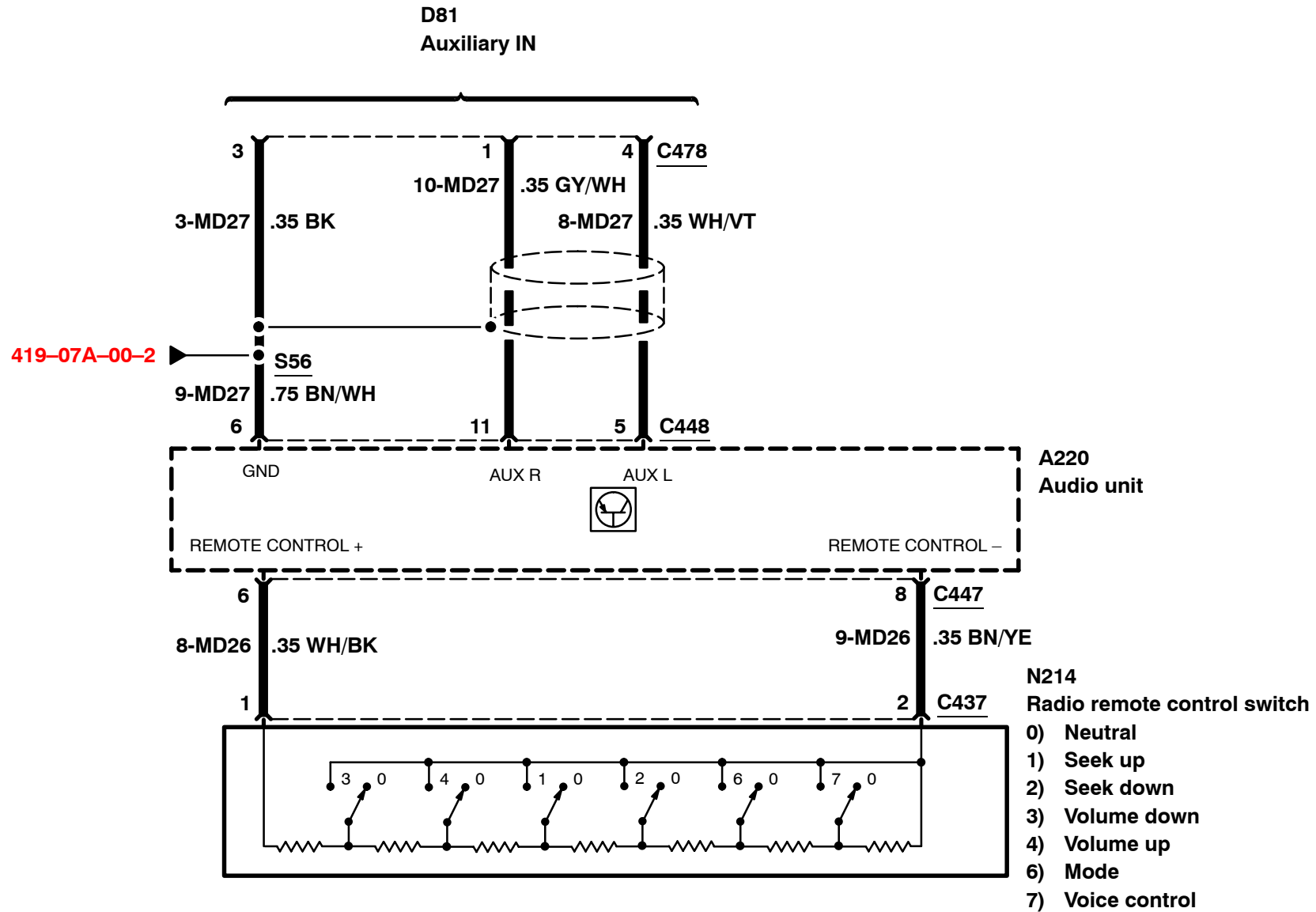
Navigation System – with DVD navigation system with touch screen

2008
419-07A-00-2
2008.75
Focus

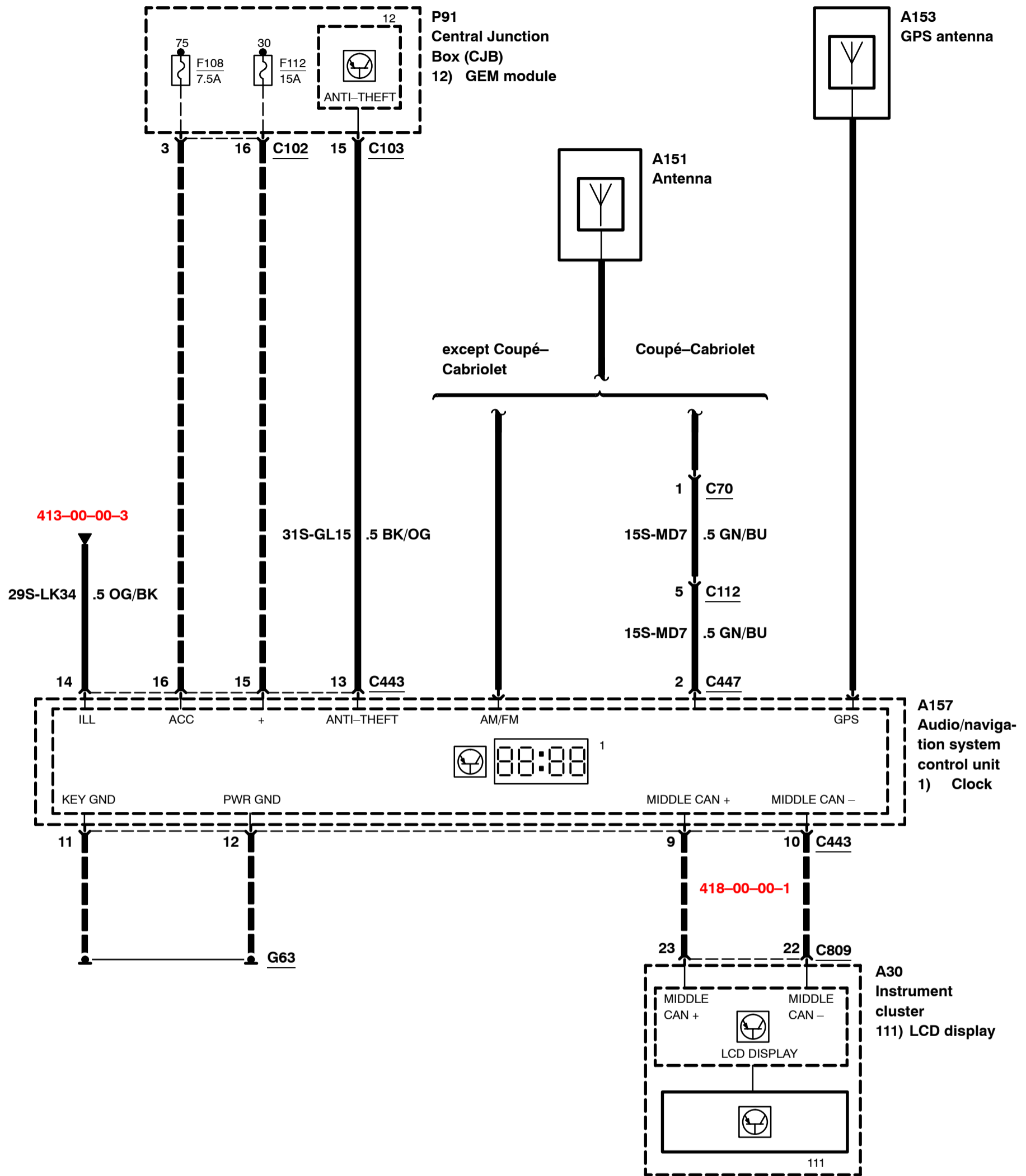


2008
419-07A-00-3
2008.75
Focus

Navigation System – with DVD navigation system with touch screen

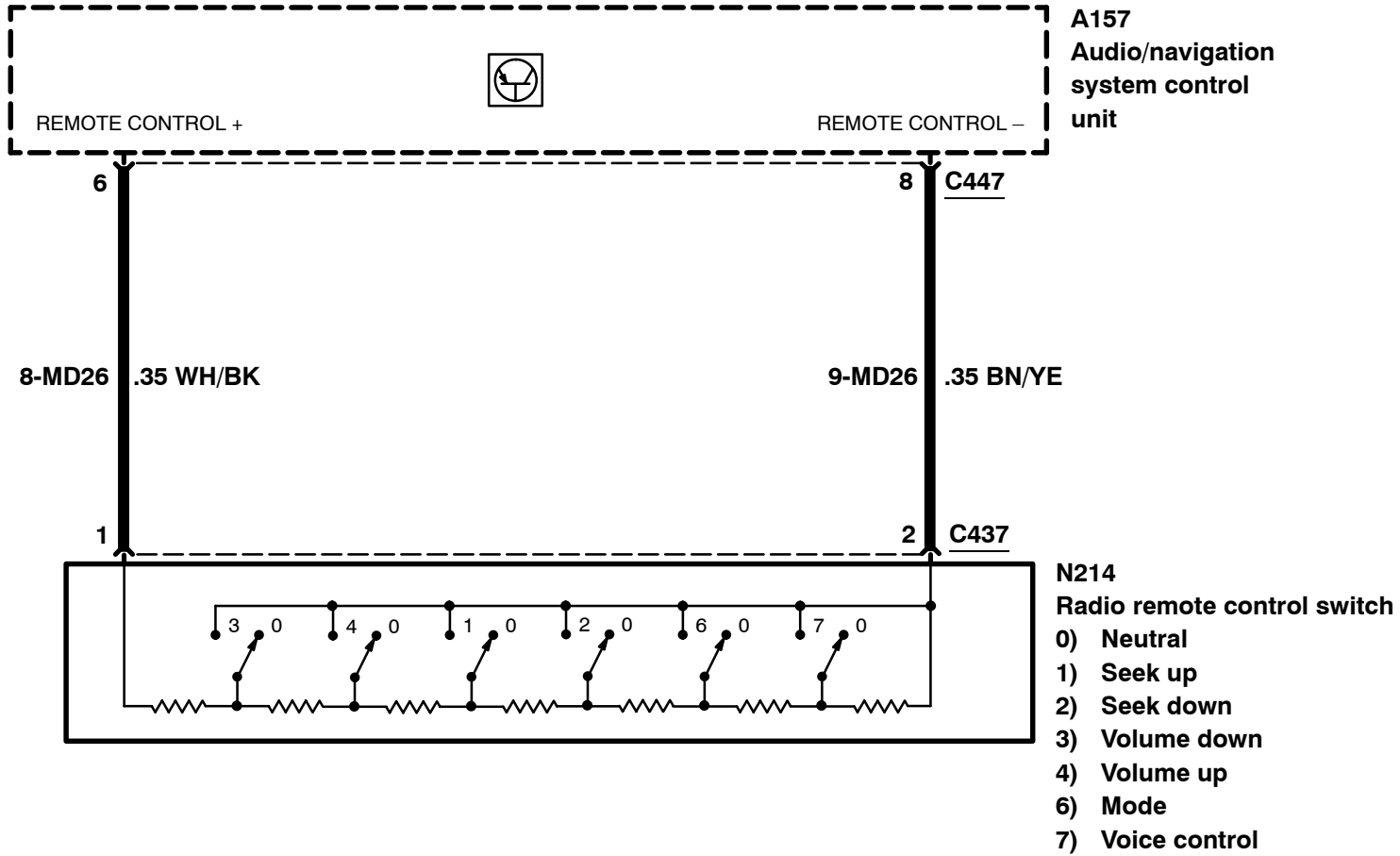


Navigation System – with Travel Pilot EX



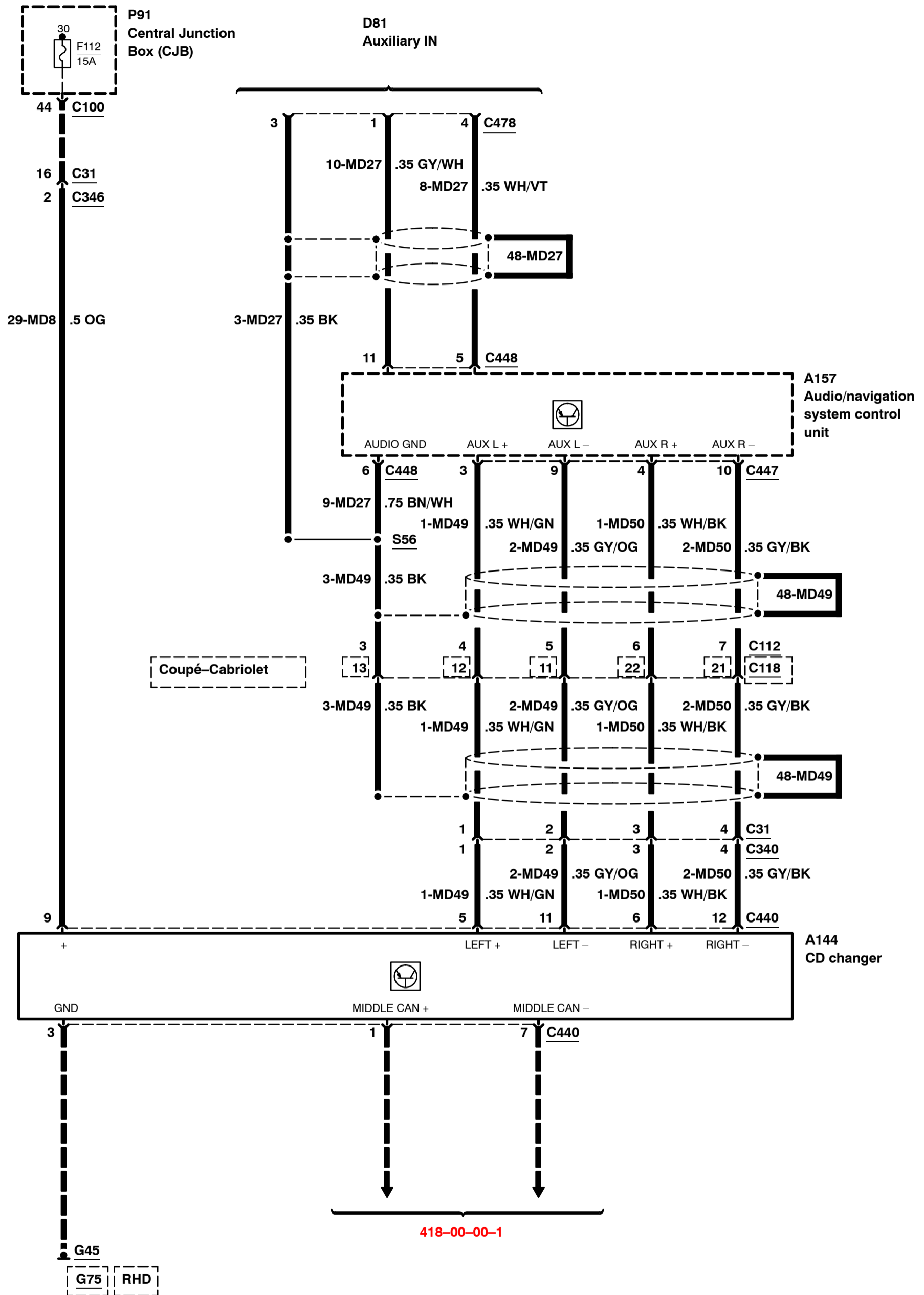
2008
419-07B-00-2
2008.75
Focus

Navigation System – with Travel Pilot EX



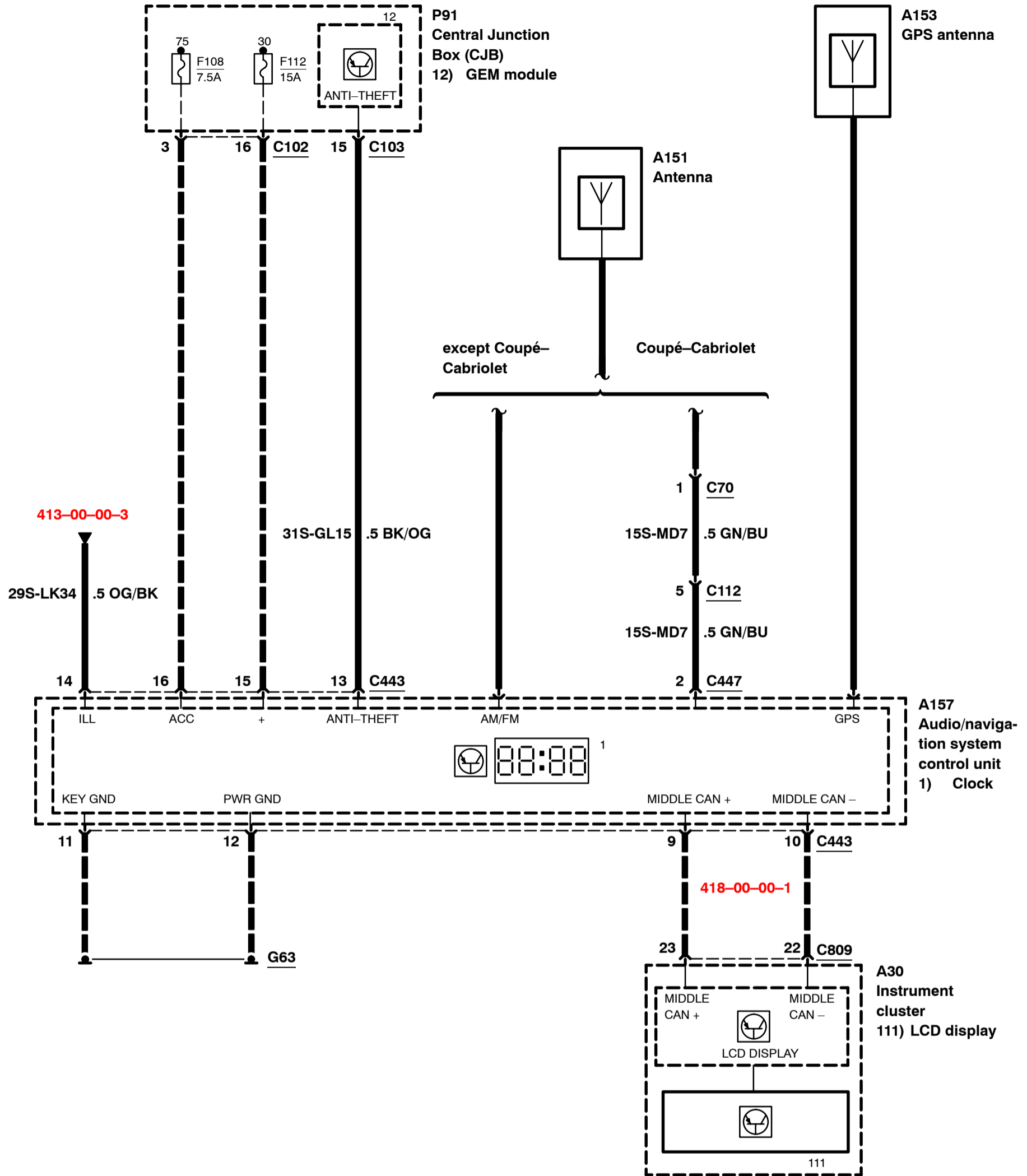
Navigation System – with Travel Pilot EX

2008
419-07B-00-3
2008.75
Focus



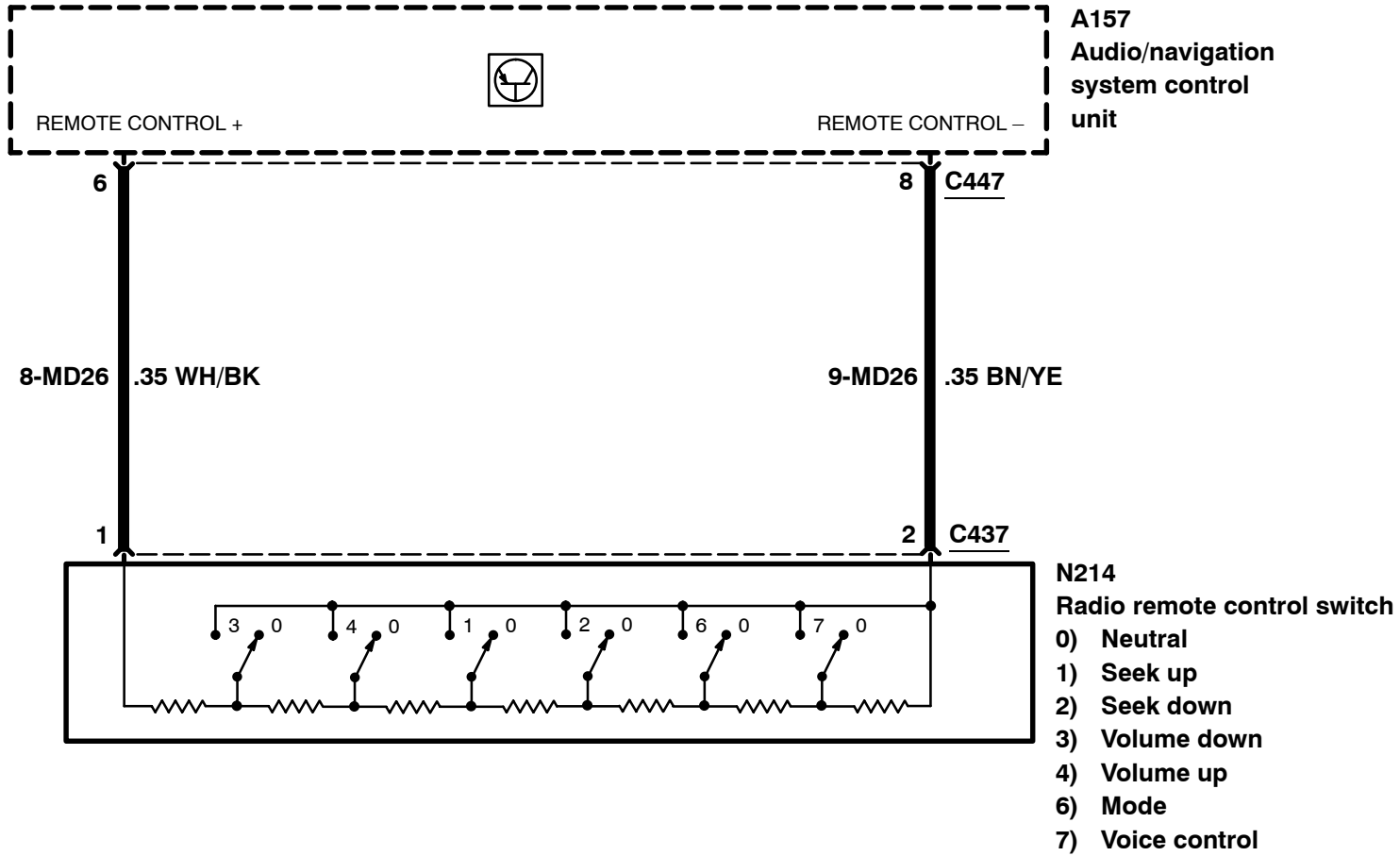
Navigation System – as of 12/2007

2008
419-07B-00-4
2008.75
Focus

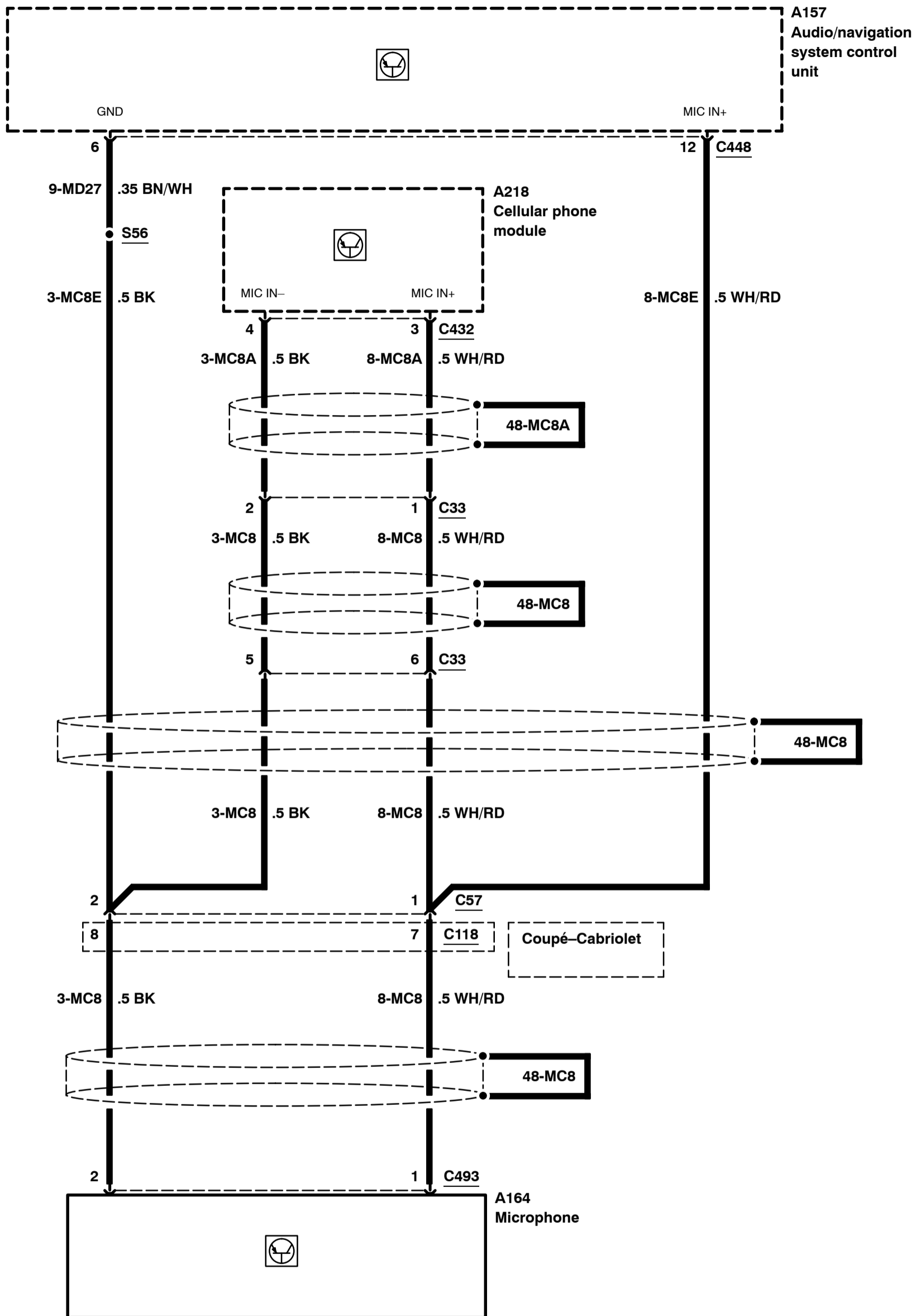


2008
419-07B-00-5
2008.75
Focus

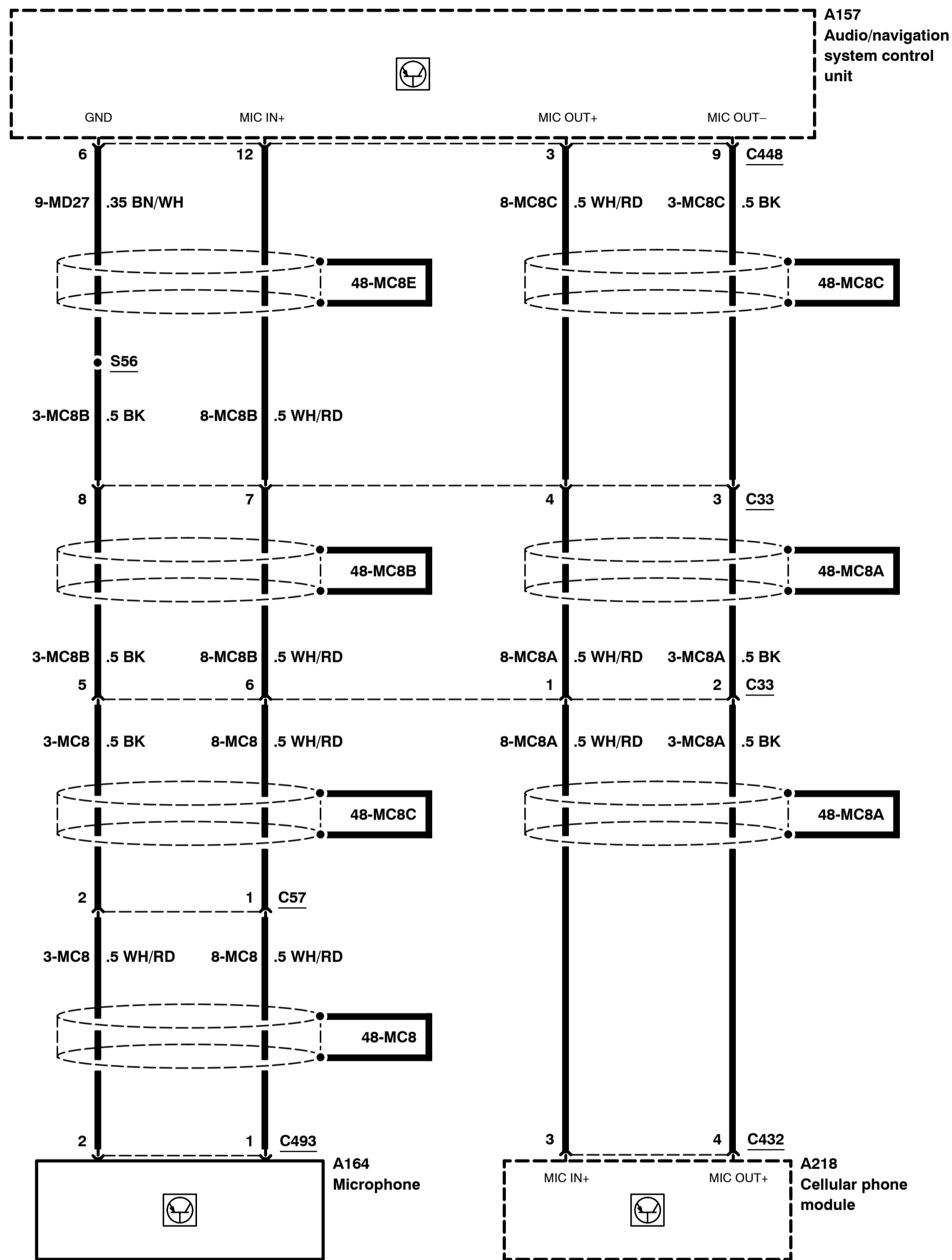
Navigation System – as of 12/2007



Navigation System – as of 12/2007, without Bluetooth

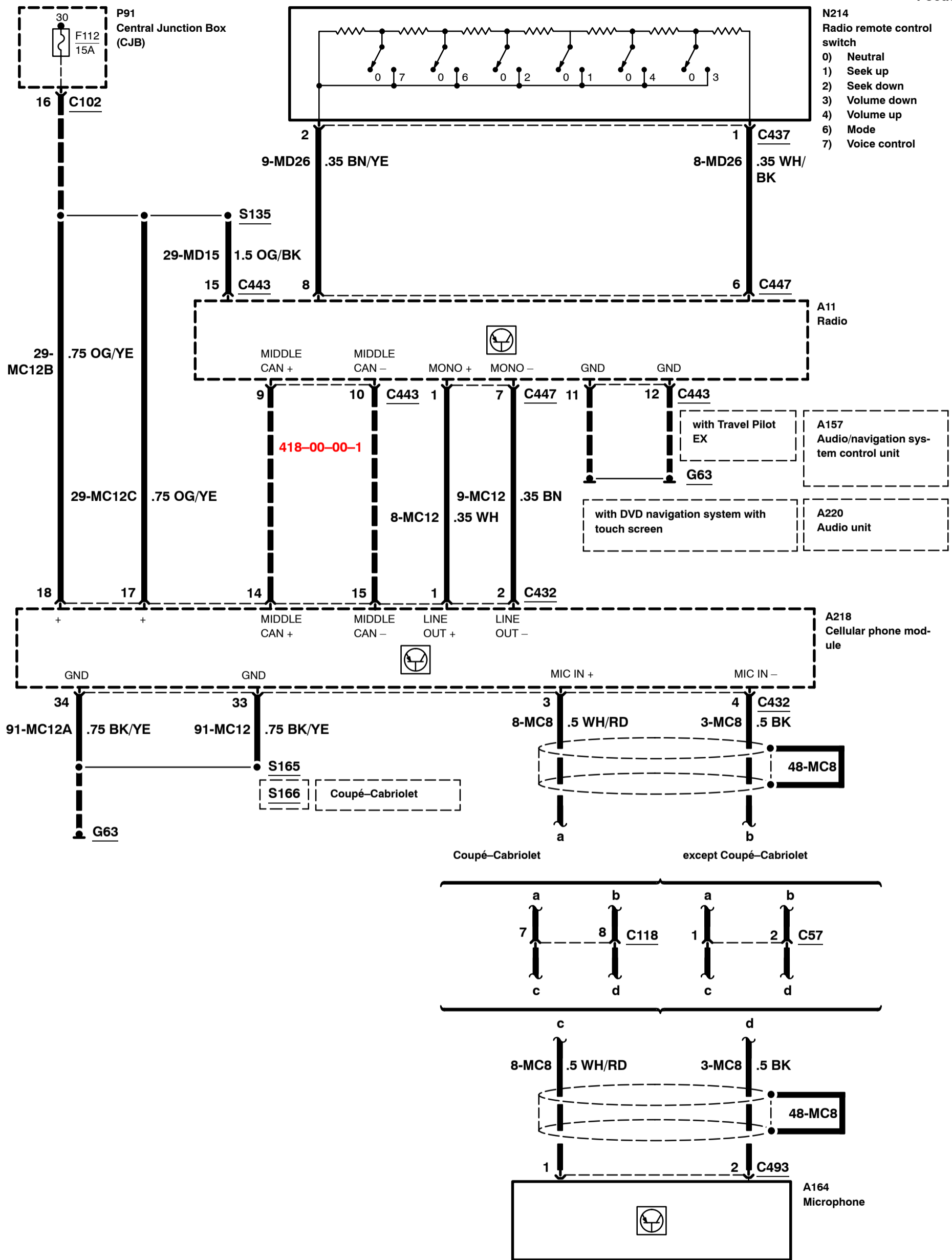


Navigation System – as of 12/2007, with Bluetooth

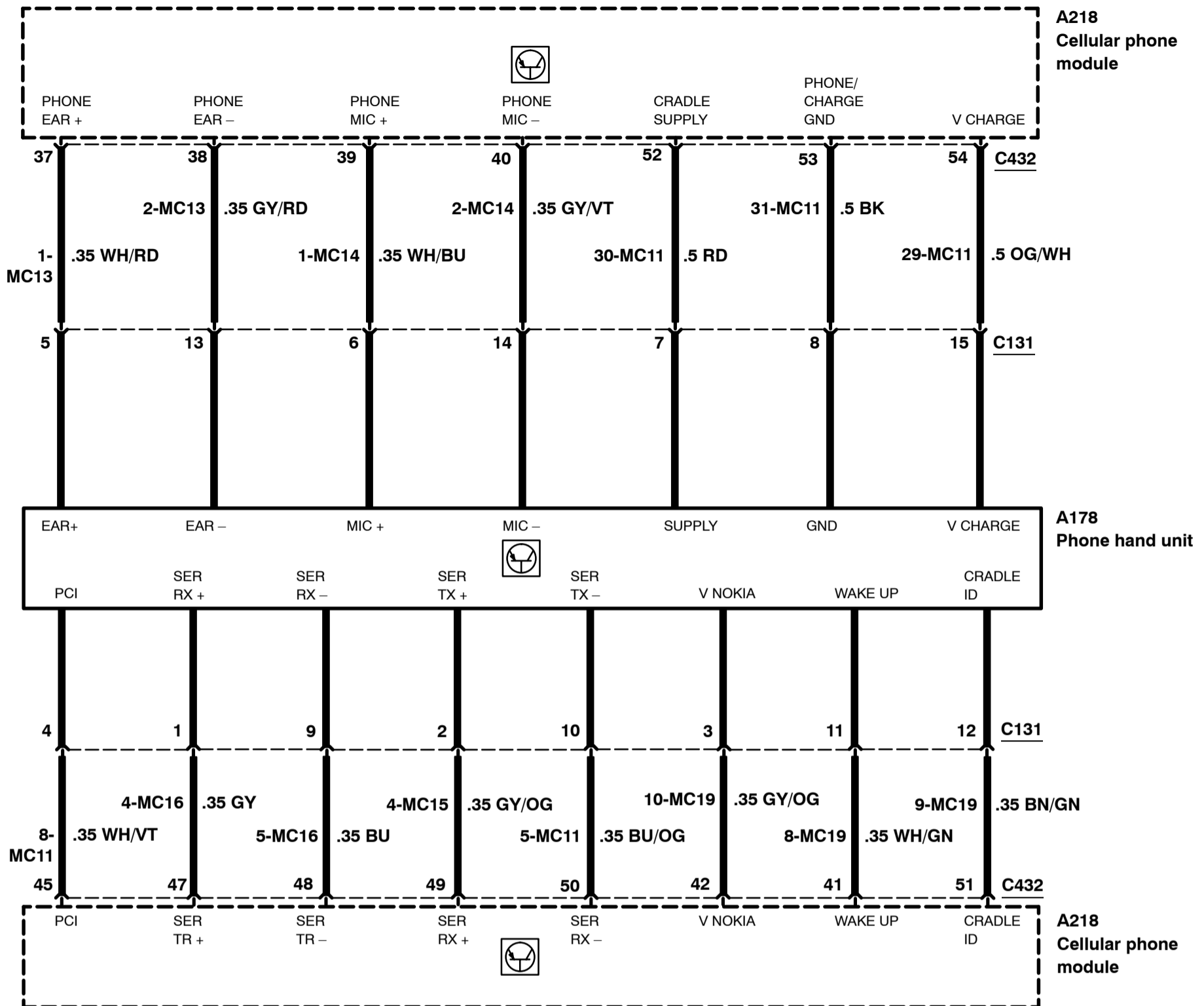


Cellular Phone – before 12/2007

2008
419-08-00-1
2008.75
Focus

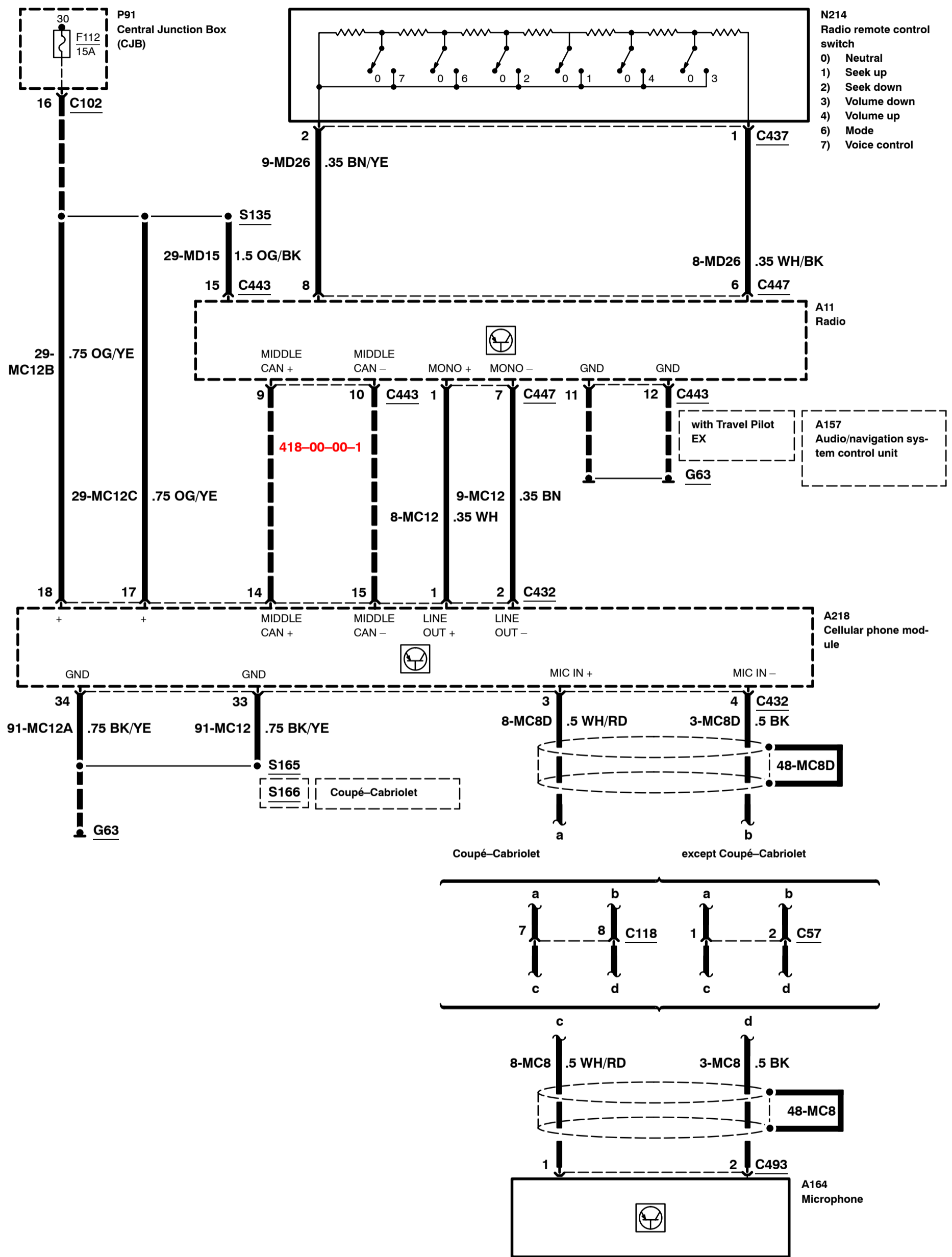


Cellular Phone – before 12/2007

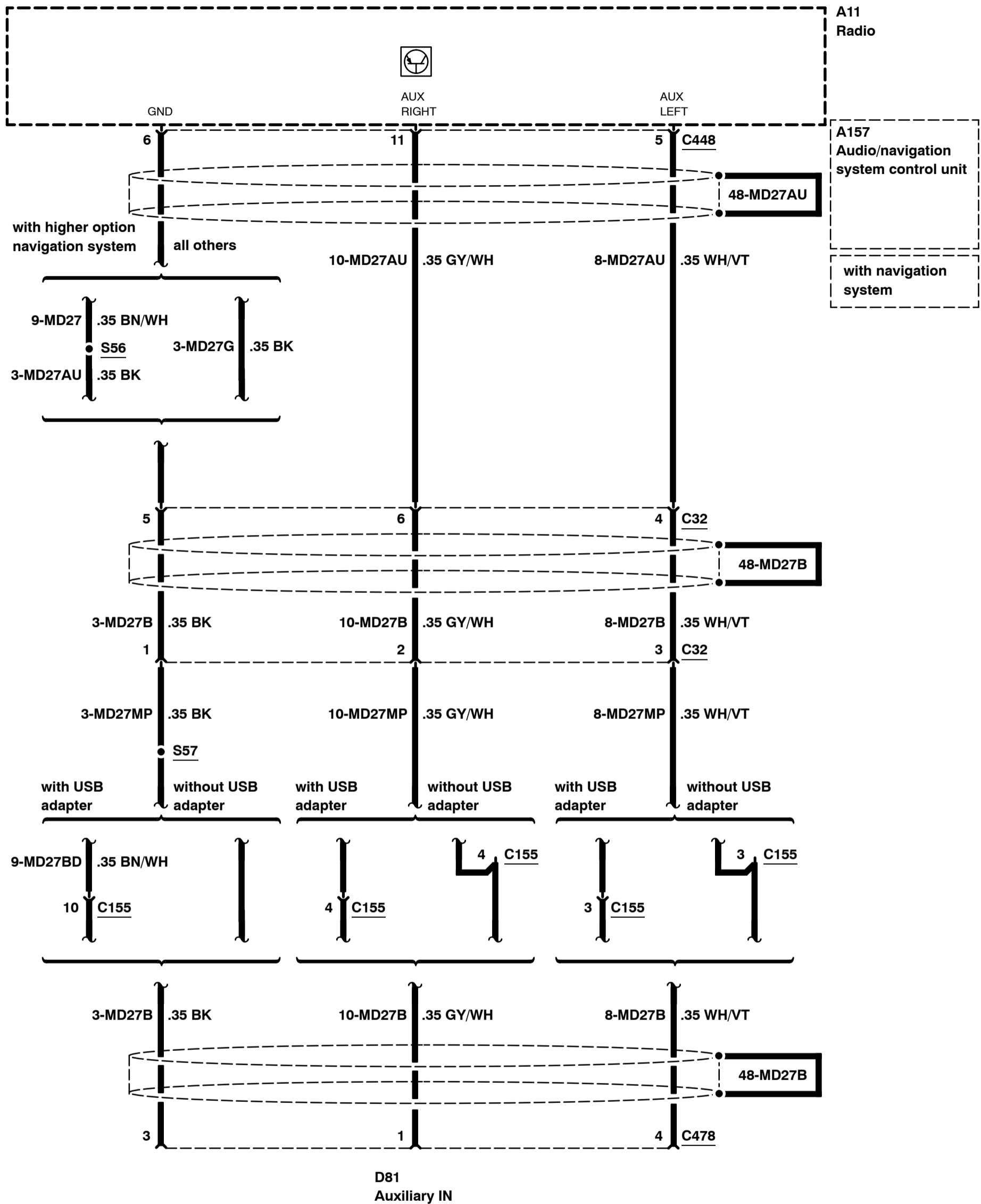


Cellular Phone – as of 12/2007

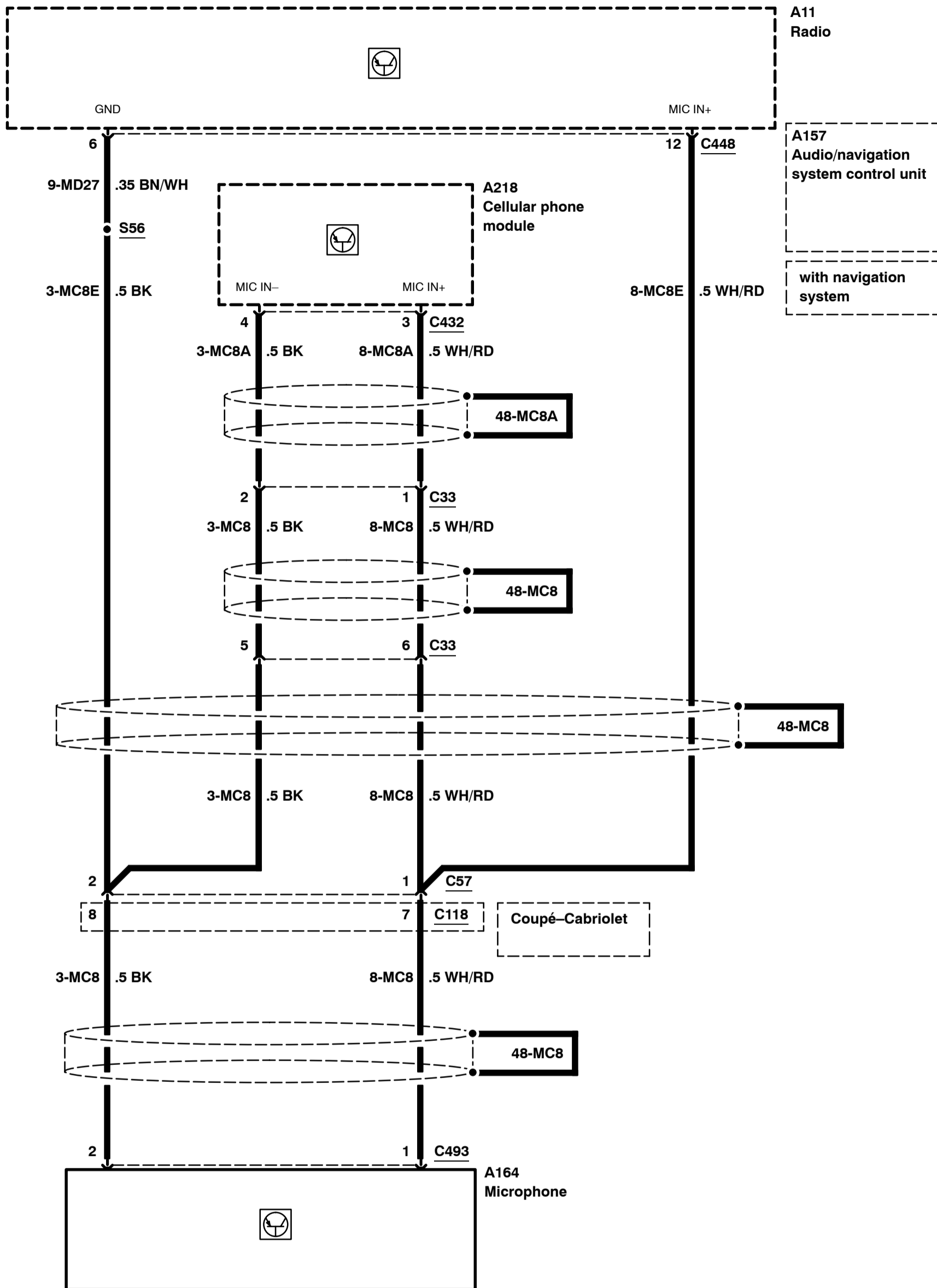
2008
419-08-00-3
2008.75
Focus



Cellular Phone – as of 12/2007, without Bluetooth

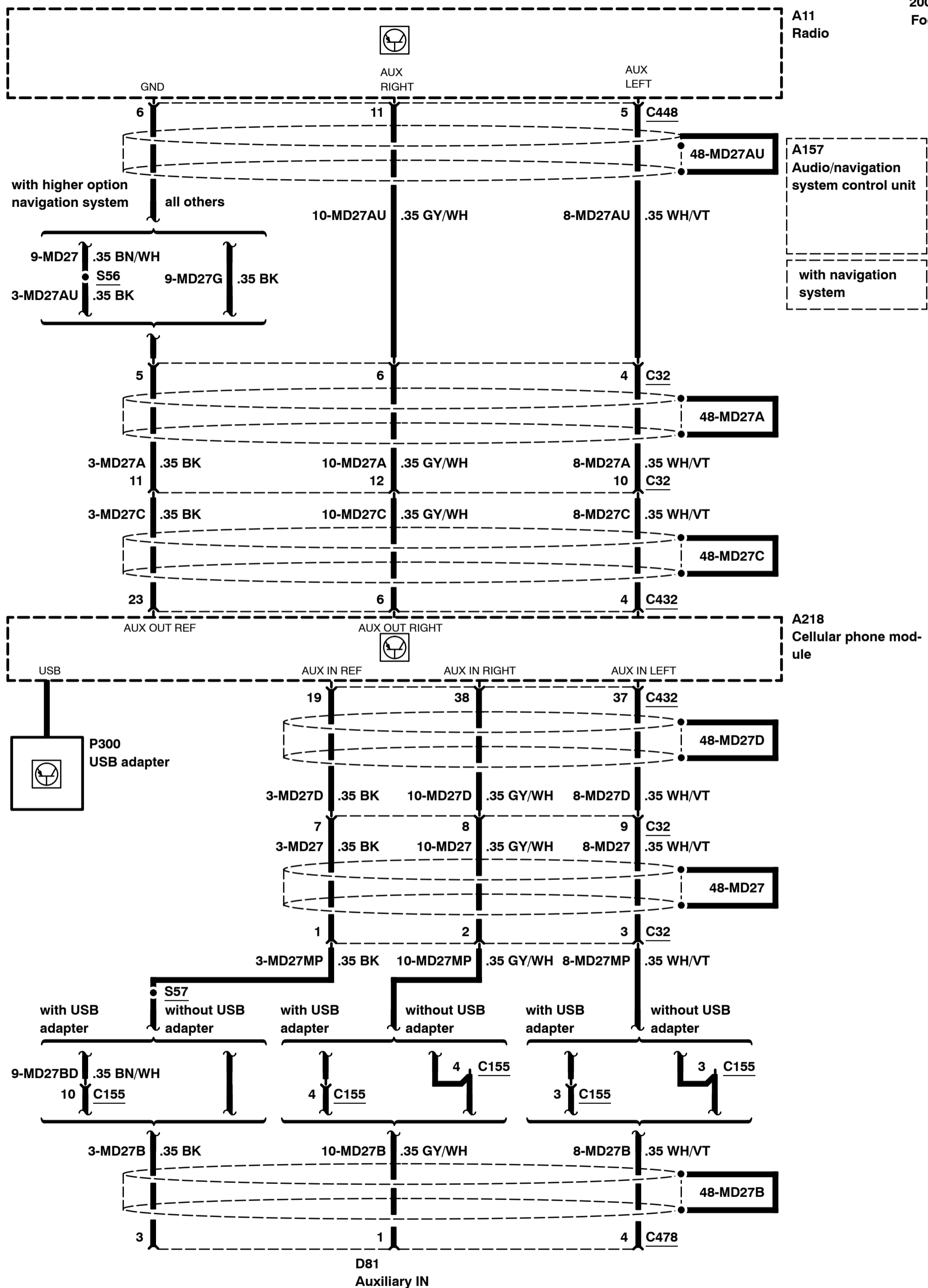


Cellular Phone – as of 12/2007, without Bluetooth

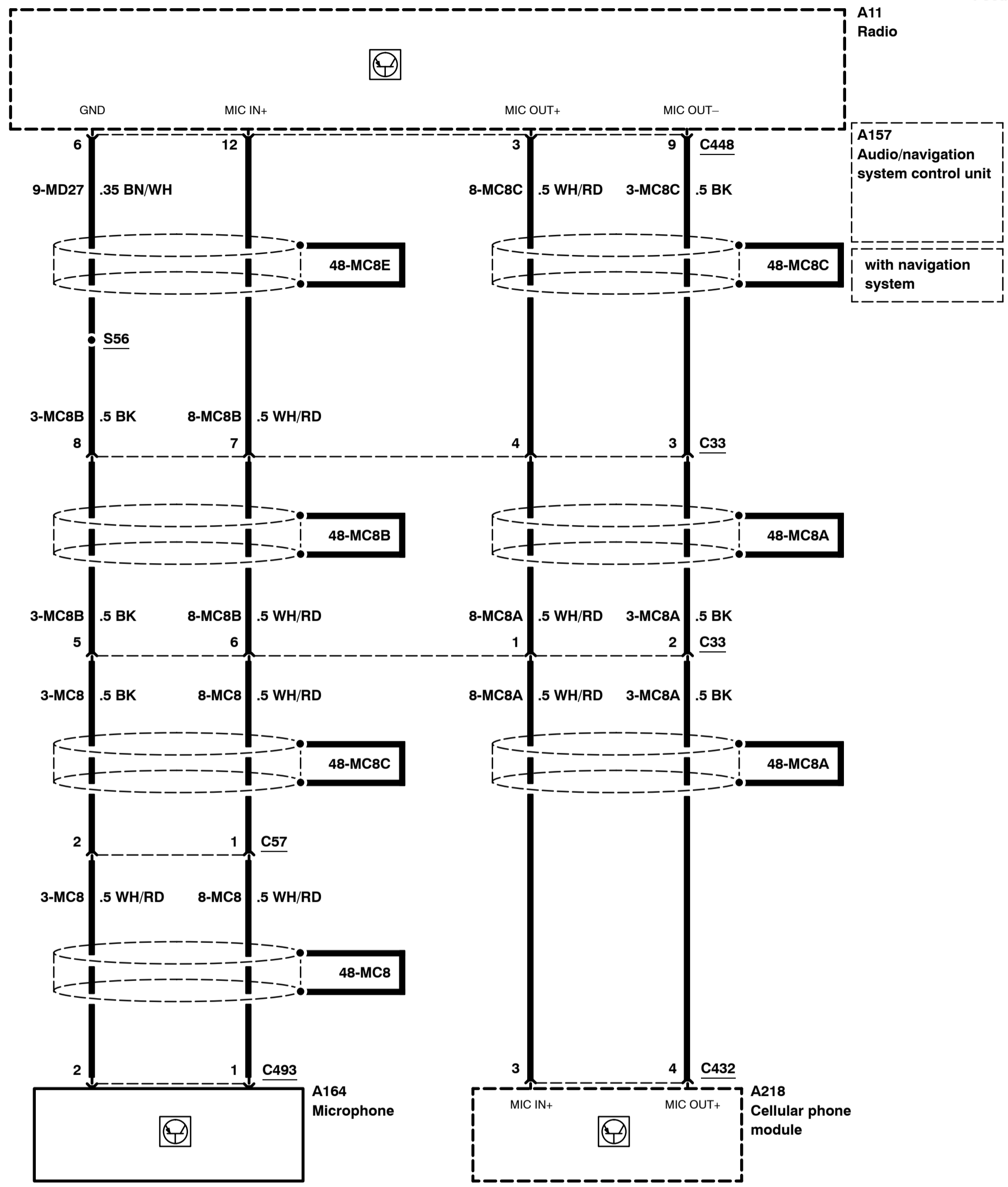


Cellular Phone – as of 12/2007, with Bluetooth

2008
419-08-00-6
2008.75
Focus

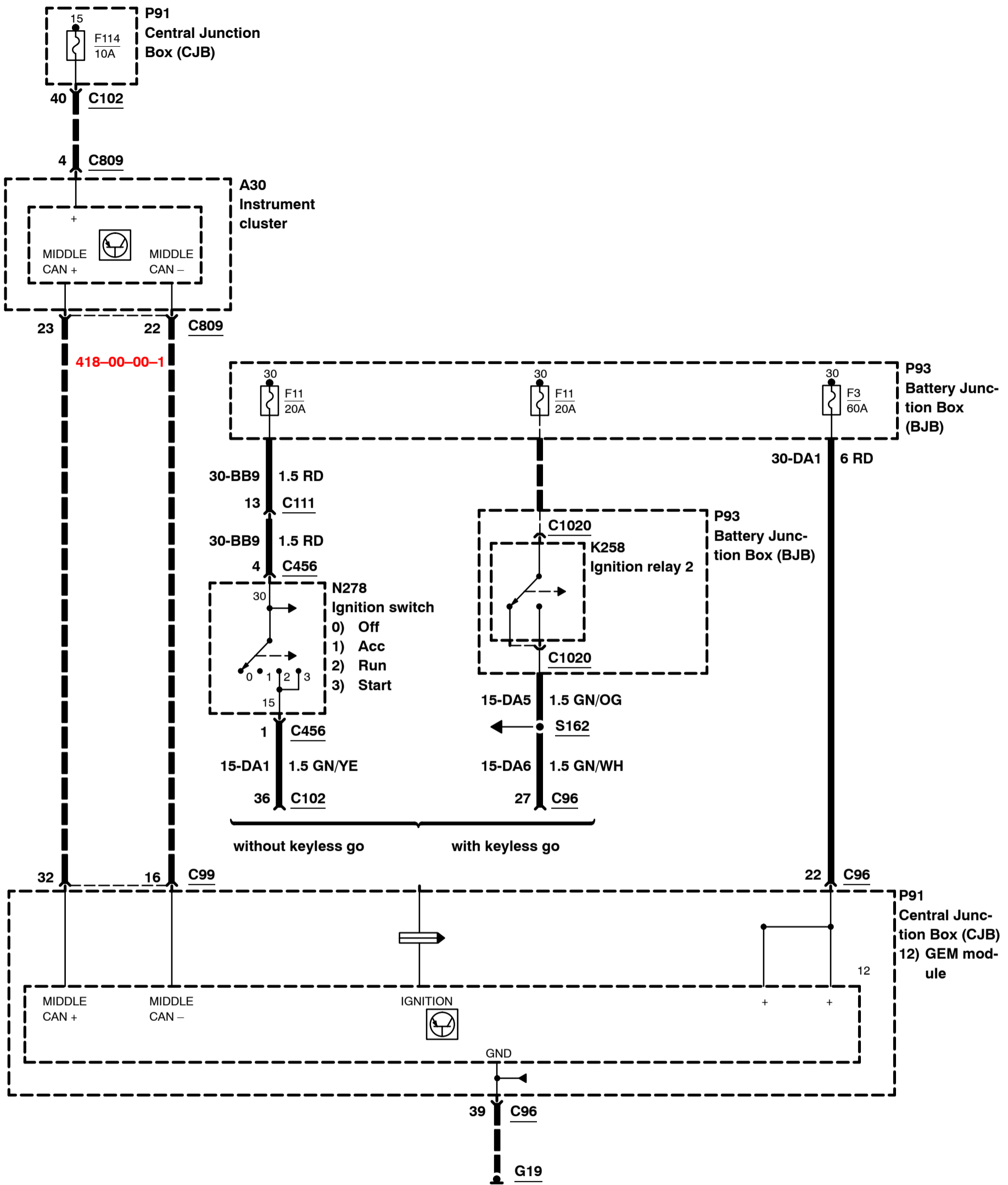


Cellular Phone – as of 12/2007, with Bluetooth

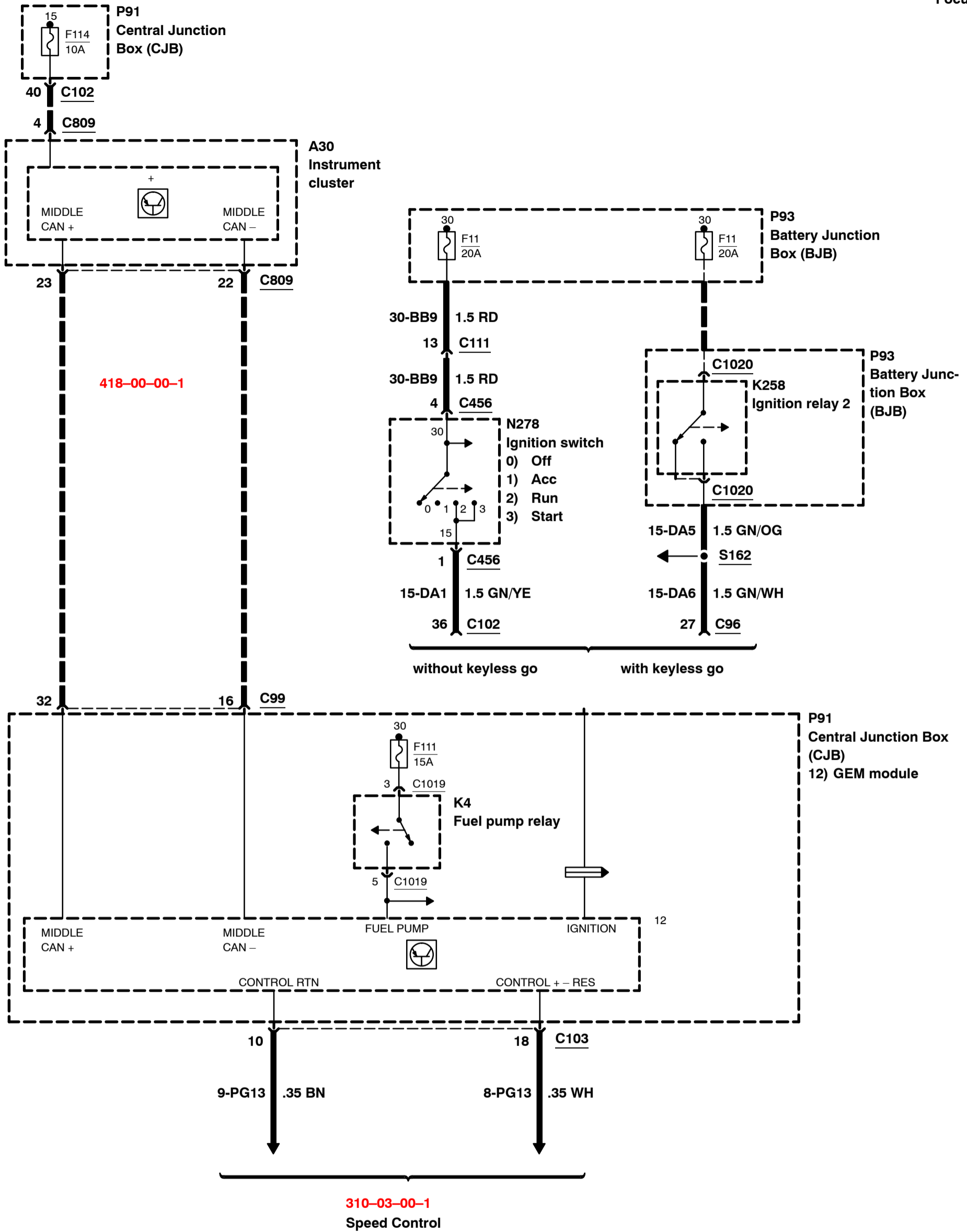


Multifunction Electronic Control Modules

2008
419-10-00-1
2008.75
Focus

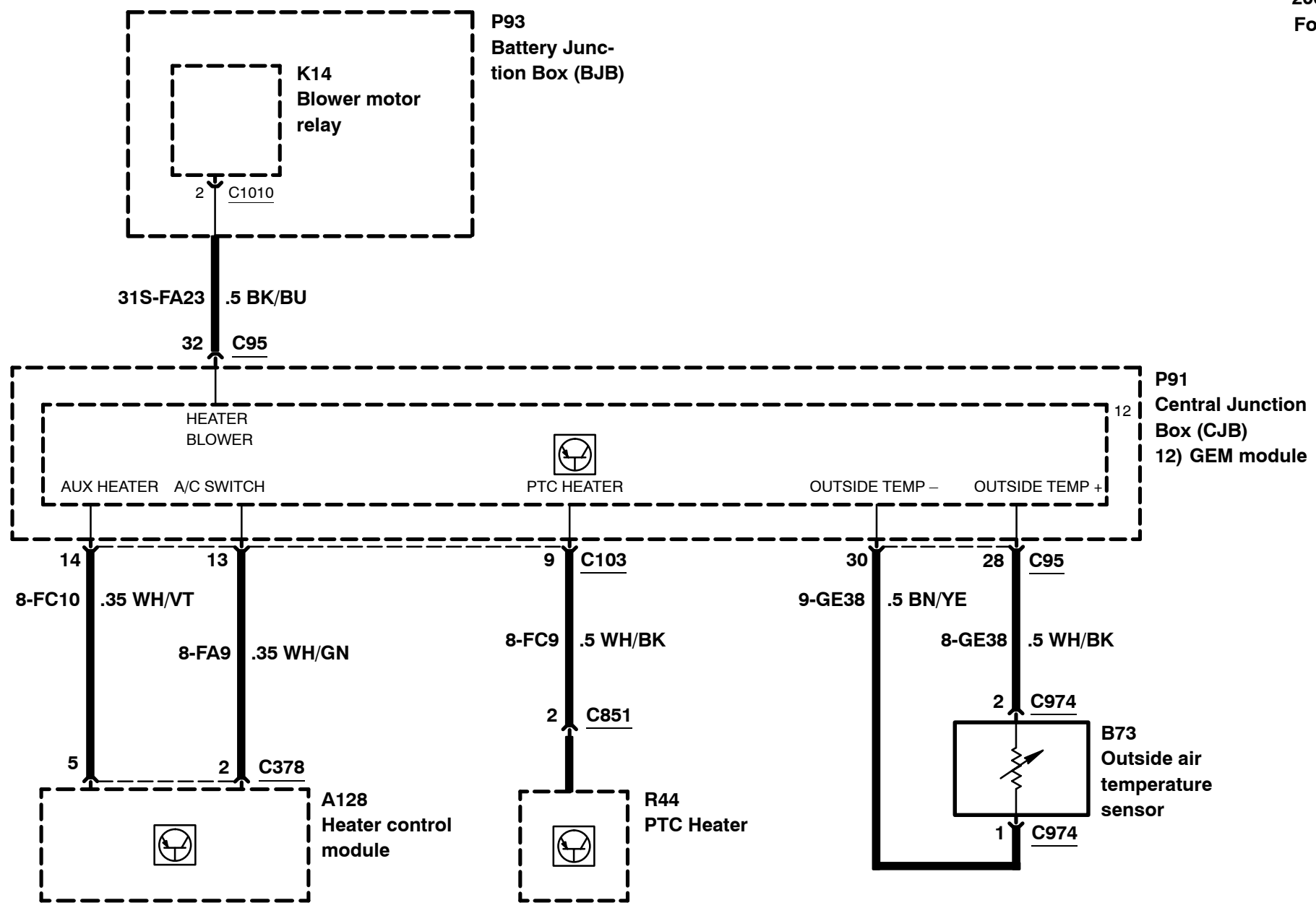


Multifunction Electronic Control Modules



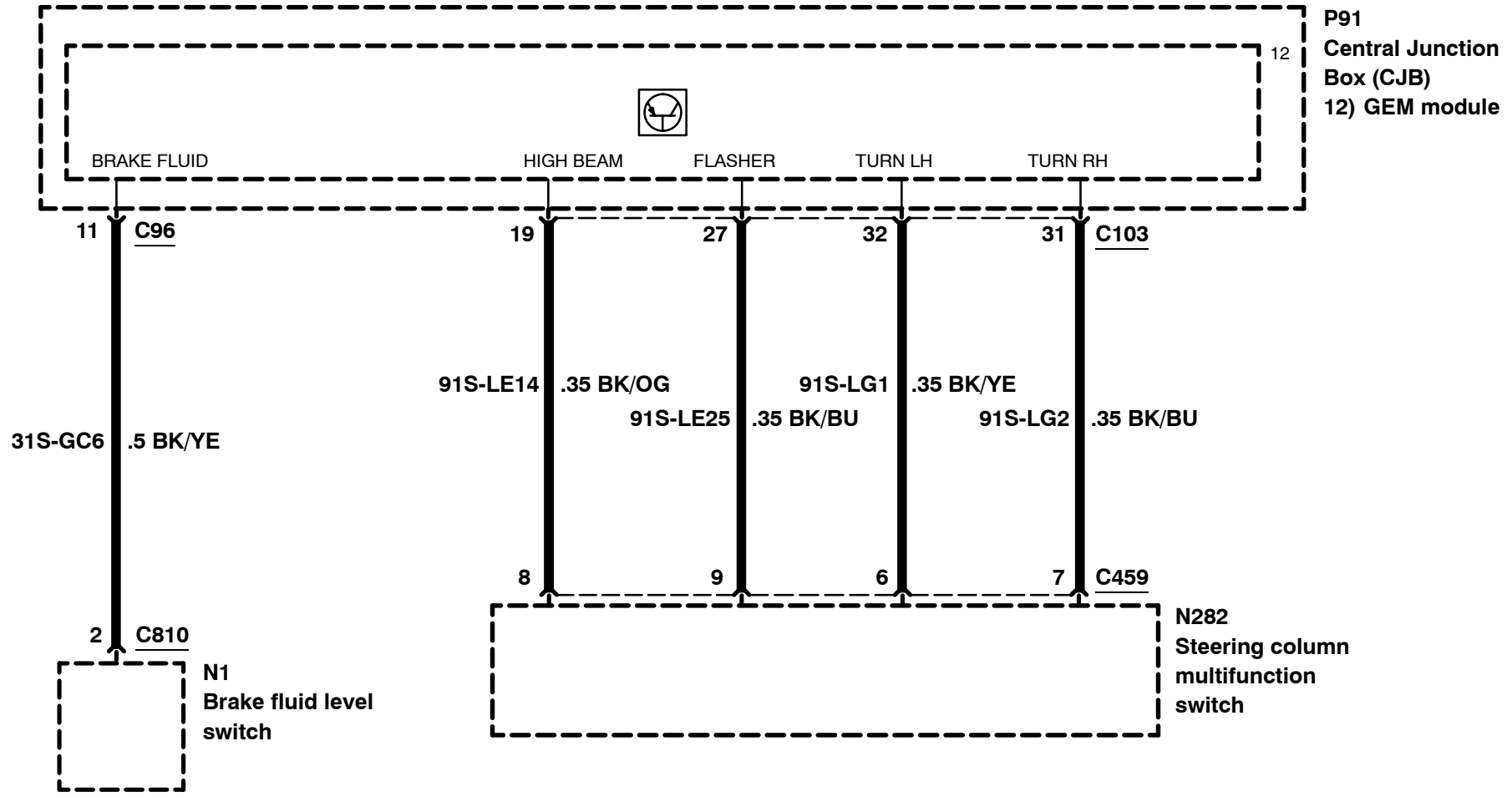
Multifunction Electronic Control Modules

2008
419-10-00-3
2008.75
Focus



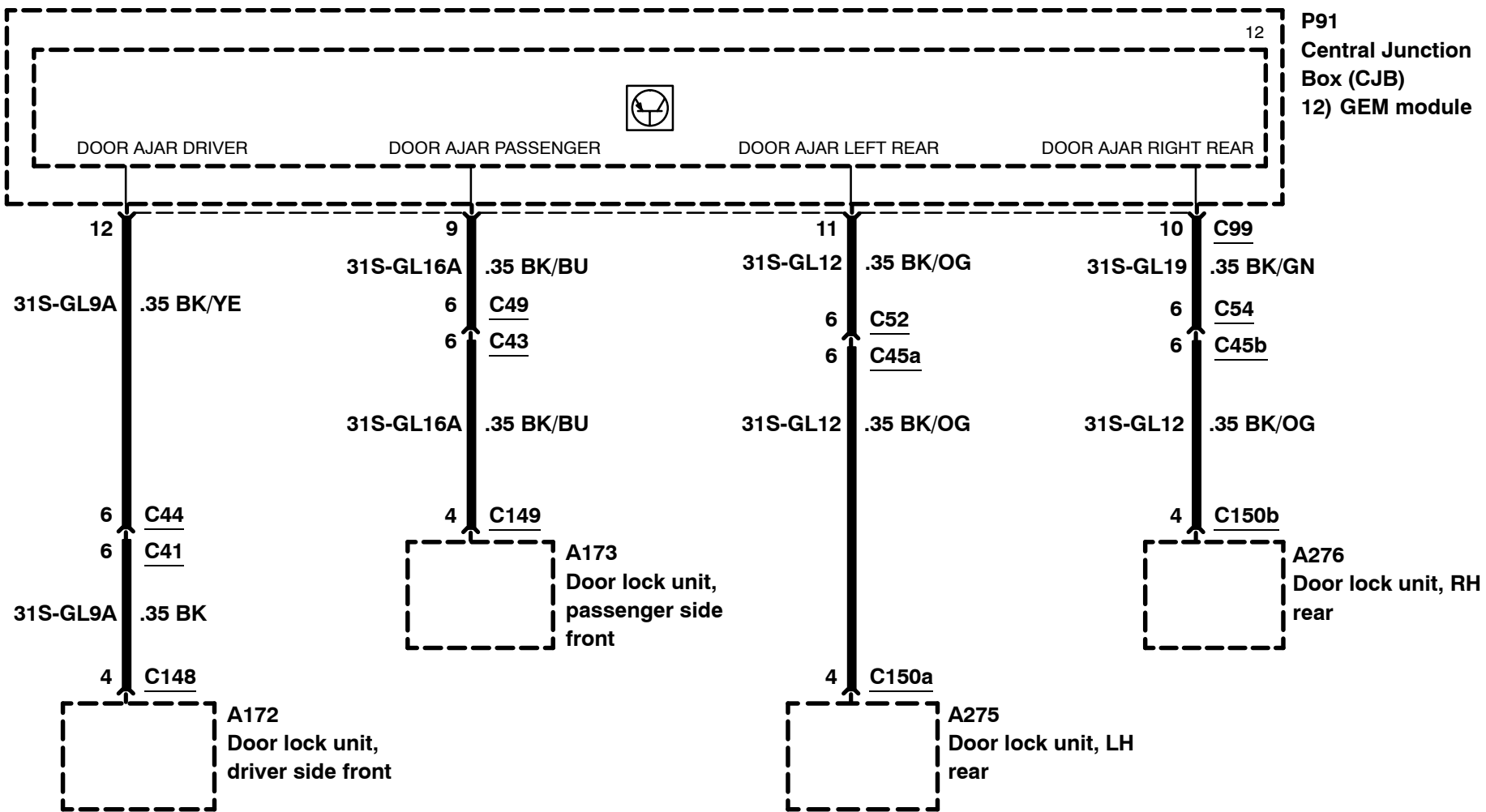
Multifunction Electronic Control Modules

2008
419-10-00-4
2008.75
Focus

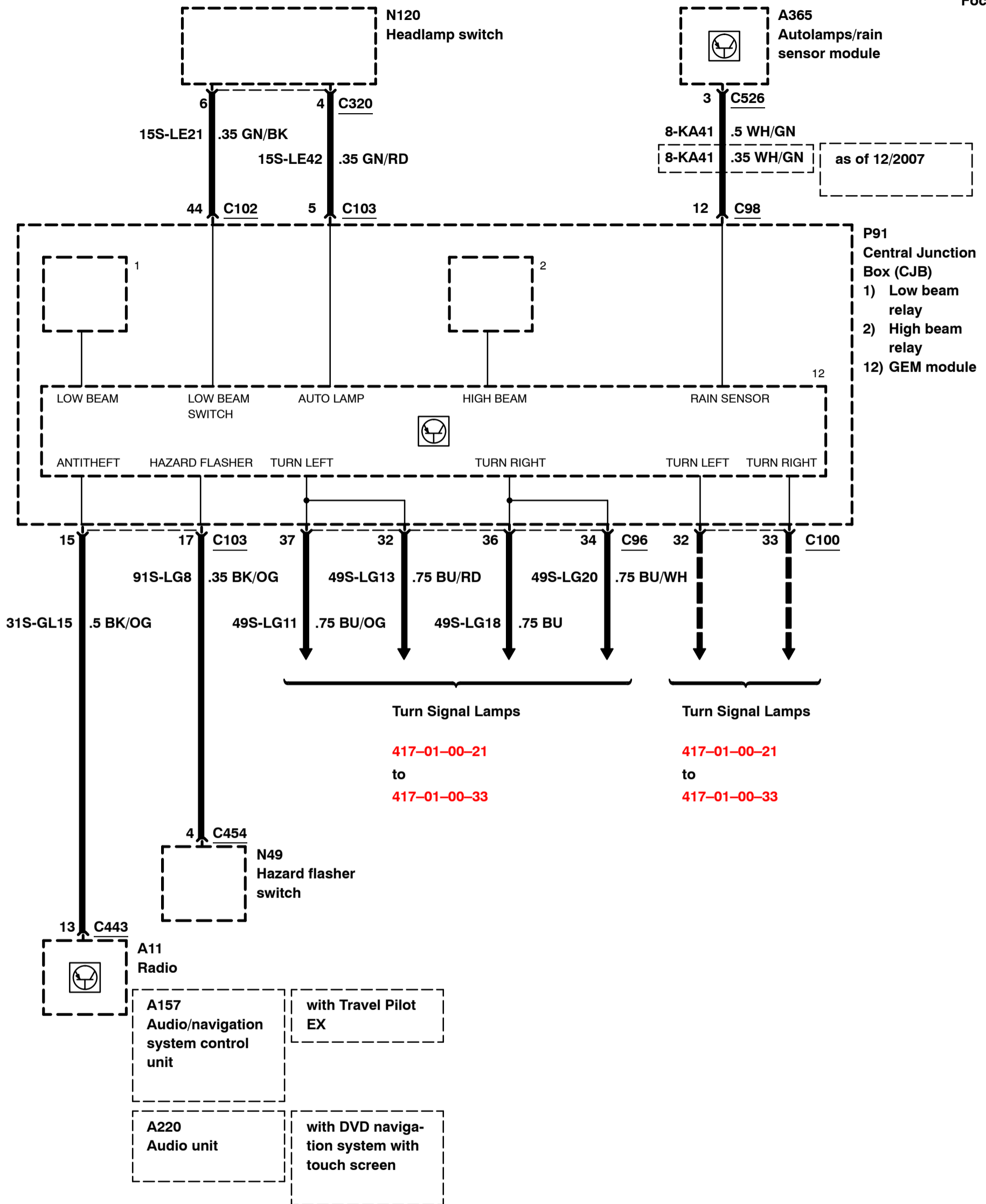


Multifunction Electronic Control Modules

2008
419-10-00-5
2008.75
Focus



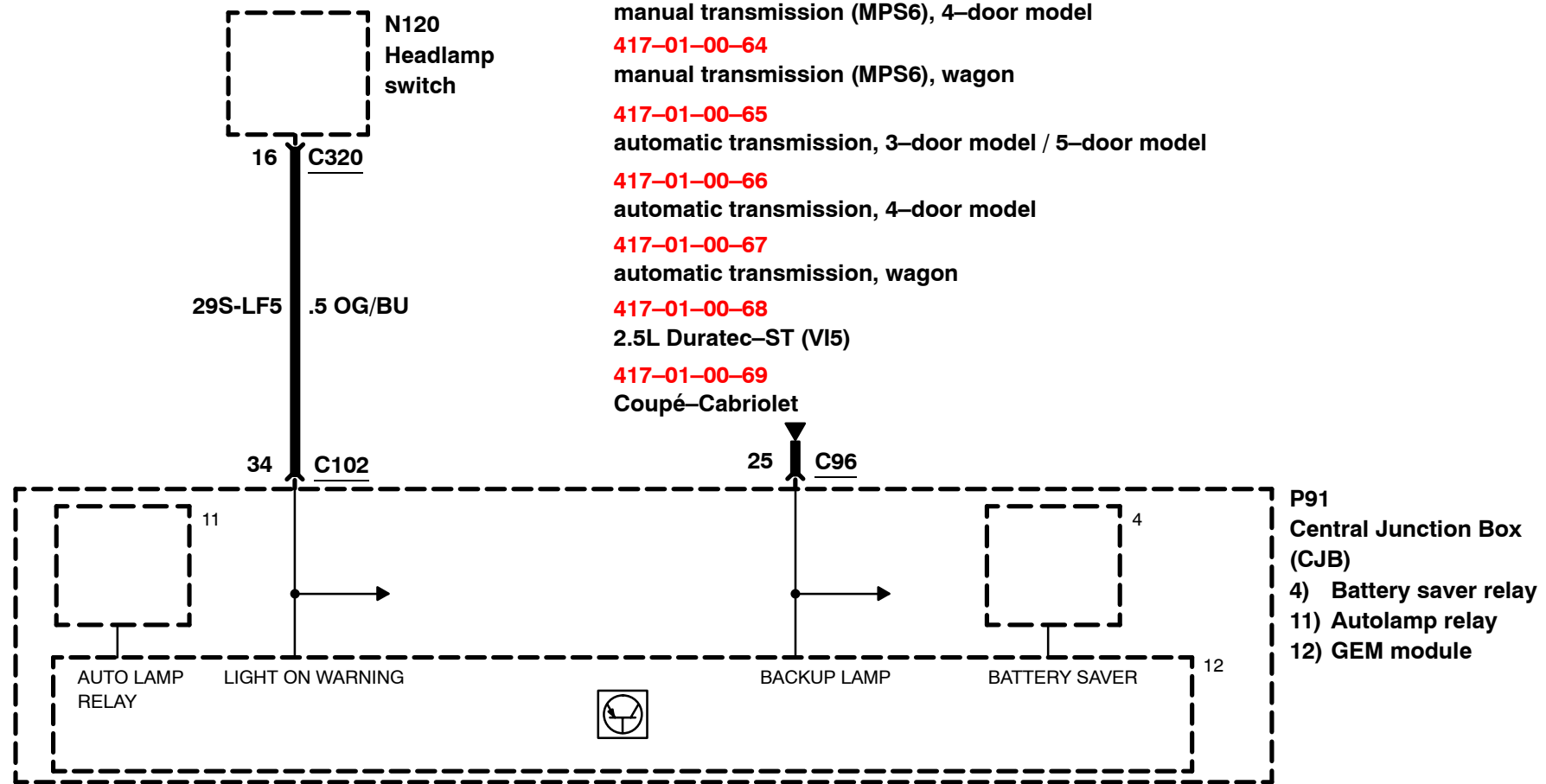
Multifunction Electronic Control Modules



2008
419-10-00-7
2008.75
Focus

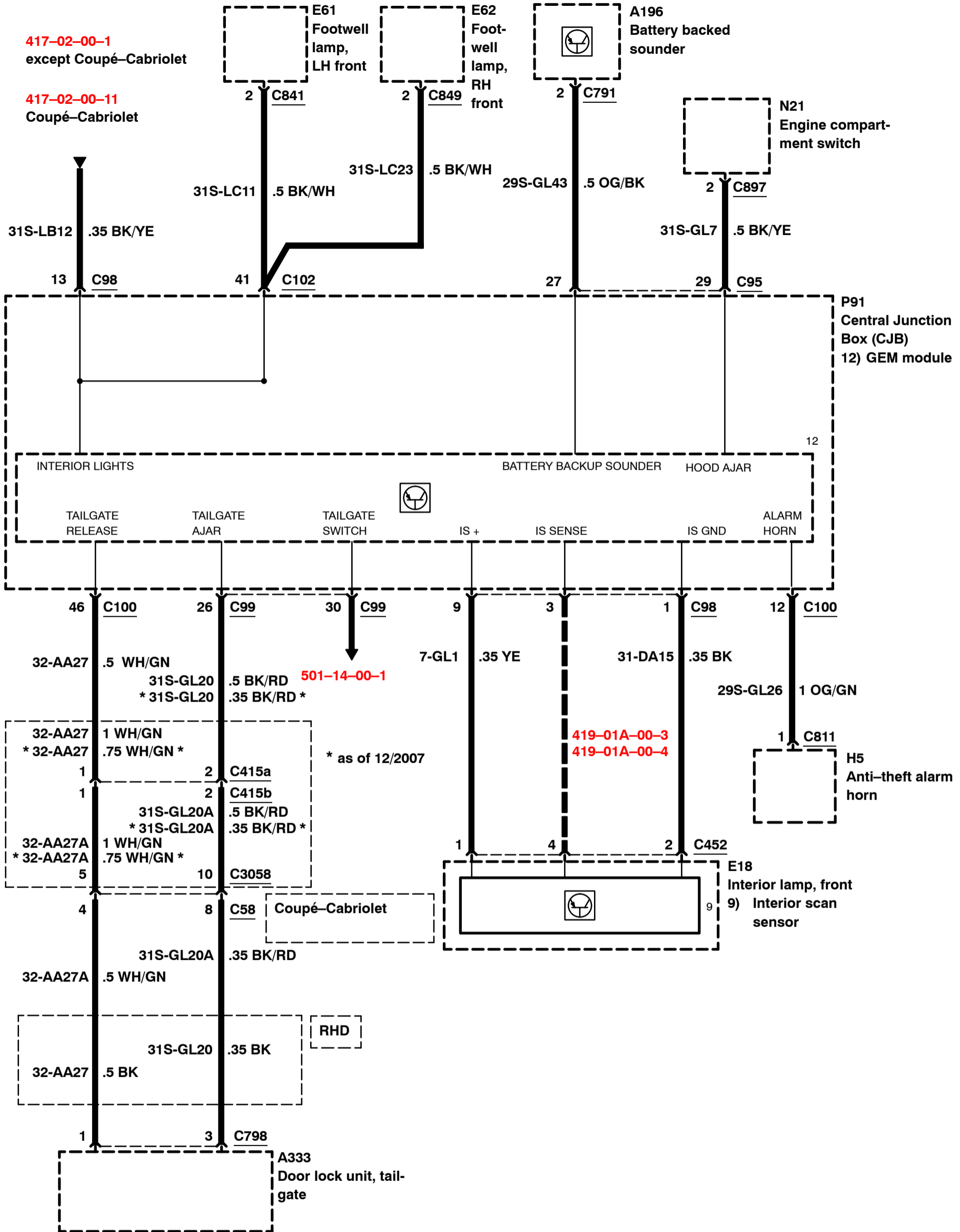
Multifunction Electronic Control Modules

- 417-01-00-59**
manual transmission, 3-door model / 5-door model
- 417-01-00-60**
manual transmission, 4-door model
- 417-01-00-61**
manual transmission, wagon
- 417-01-00-62**
manual transmission (MPS6), 3-door model/5-door model
- 417-01-00-63**
manual transmission (MPS6), 4-door model
- 417-01-00-64**
manual transmission (MPS6), wagon
- 417-01-00-65**
automatic transmission, 3-door model / 5-door model
- 417-01-00-66**
automatic transmission, 4-door model
- 417-01-00-67**
automatic transmission, wagon
- 417-01-00-68**
2.5L Duratec-ST (VI5)
- 417-01-00-69**
Coupé-Cabriolet



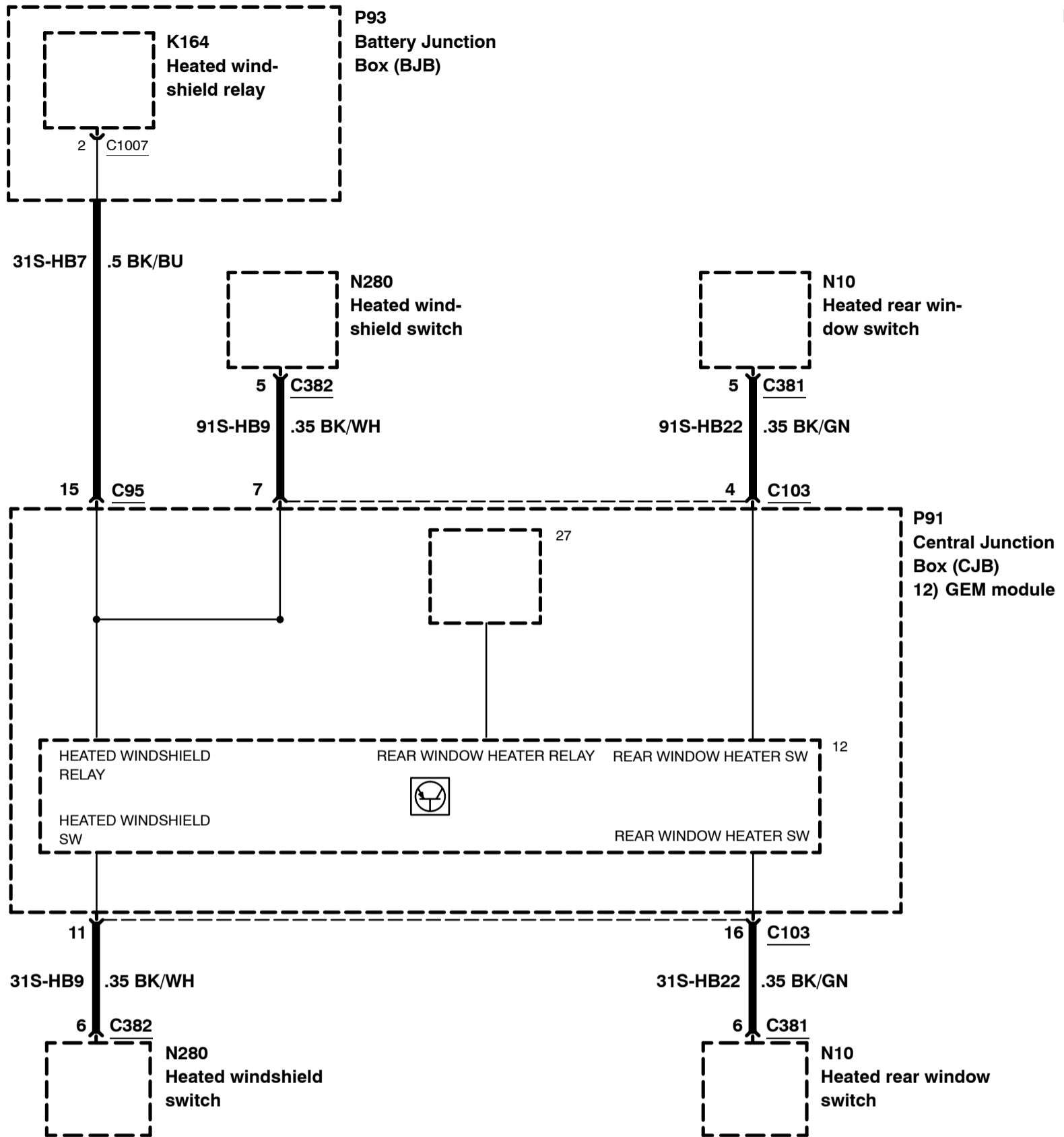
Multifunction Electronic Control Modules

2008
419-10-00-8
2008.75
Focus



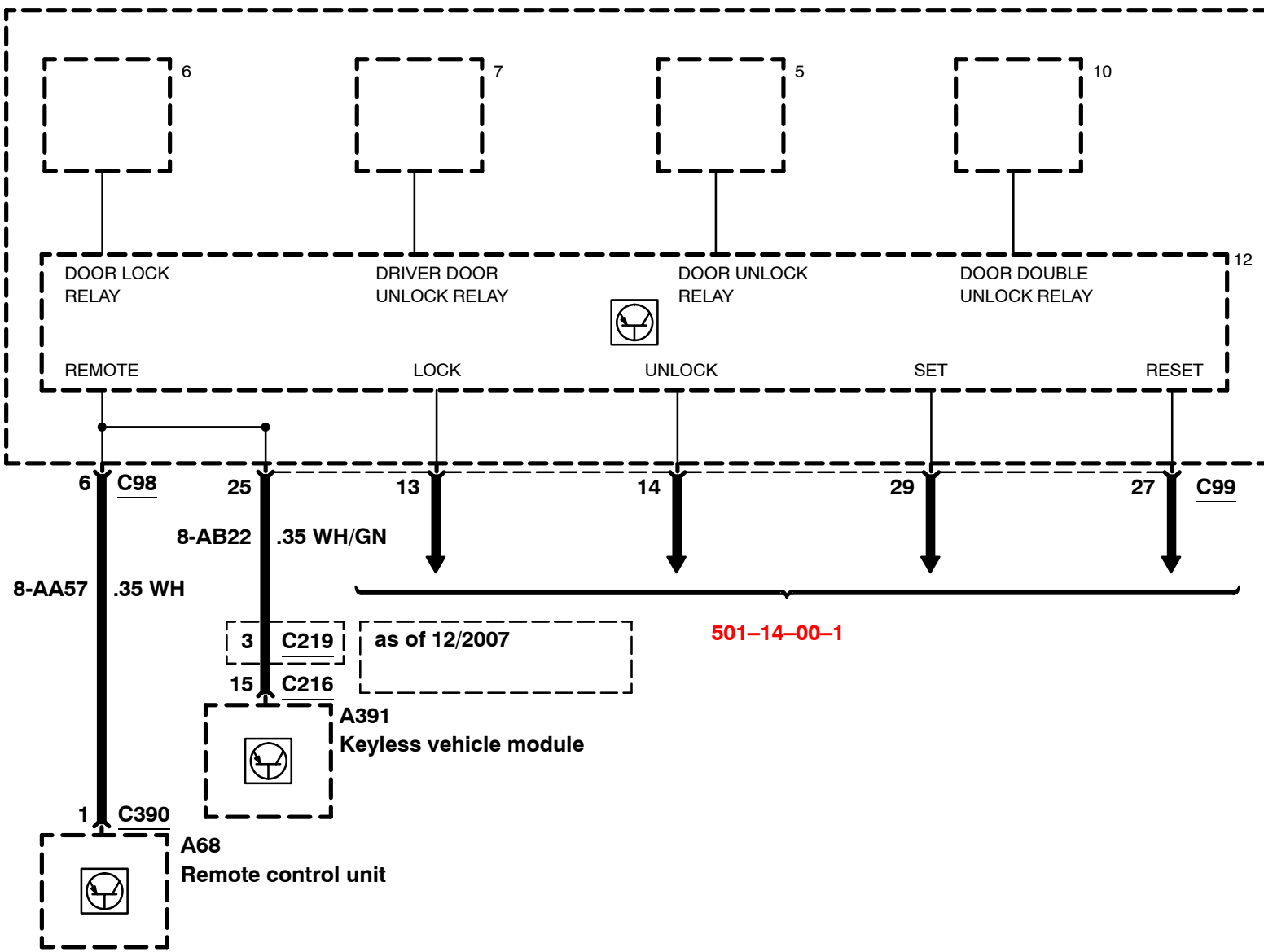
Multifunction Electronic Control Modules

2008
419-10-00-9
2008.75
Focus



2008
419-10-00-10
2008.75
Focus

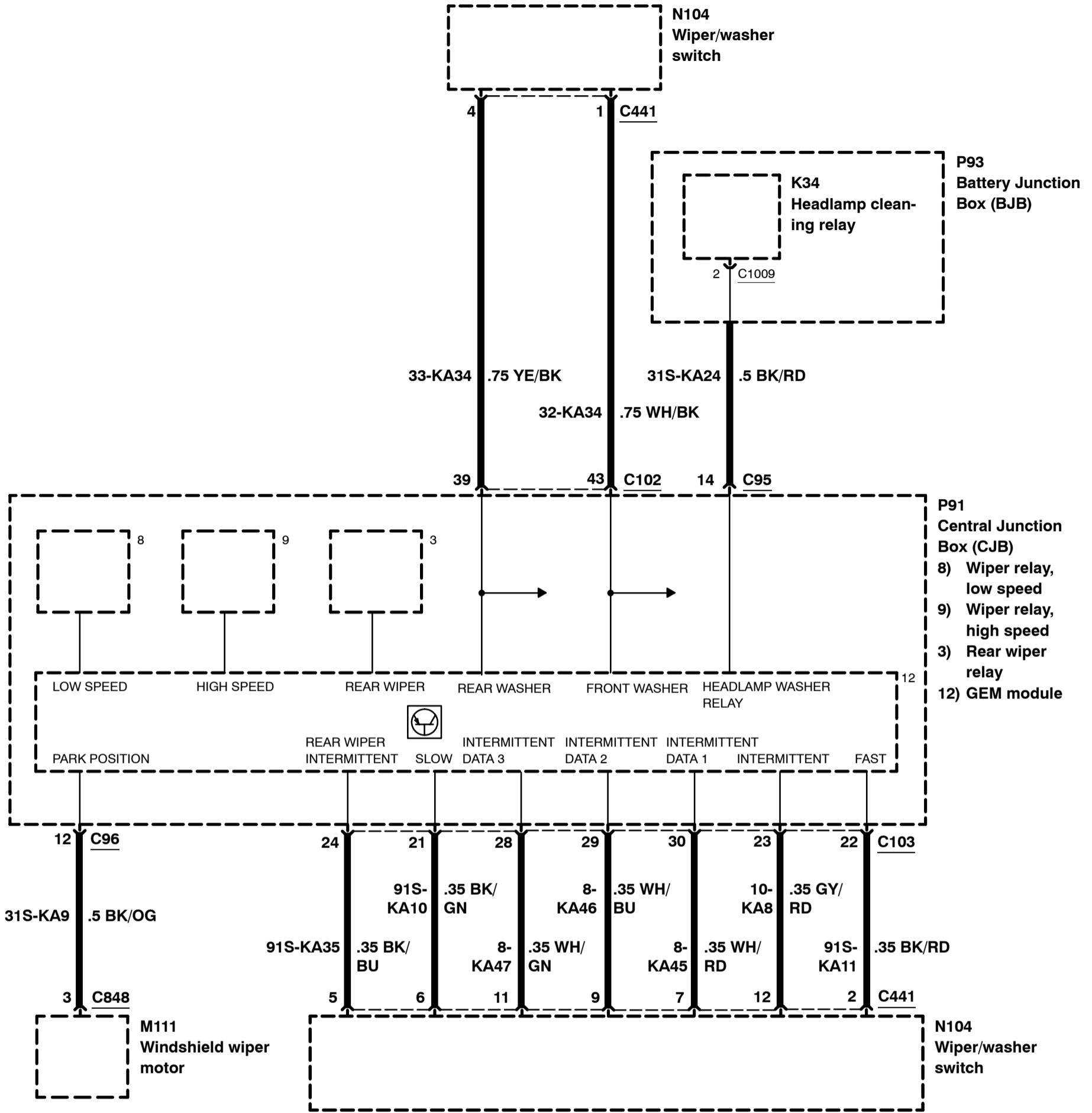
Multifunction Electronic Control Modules



- P91 Central Junction Box (CJB)
- 5) Door unlock relay
- 6) Door lock relay
- 7) Driver door unlock relay
- 10) Double locking relay
- 12) GEM module

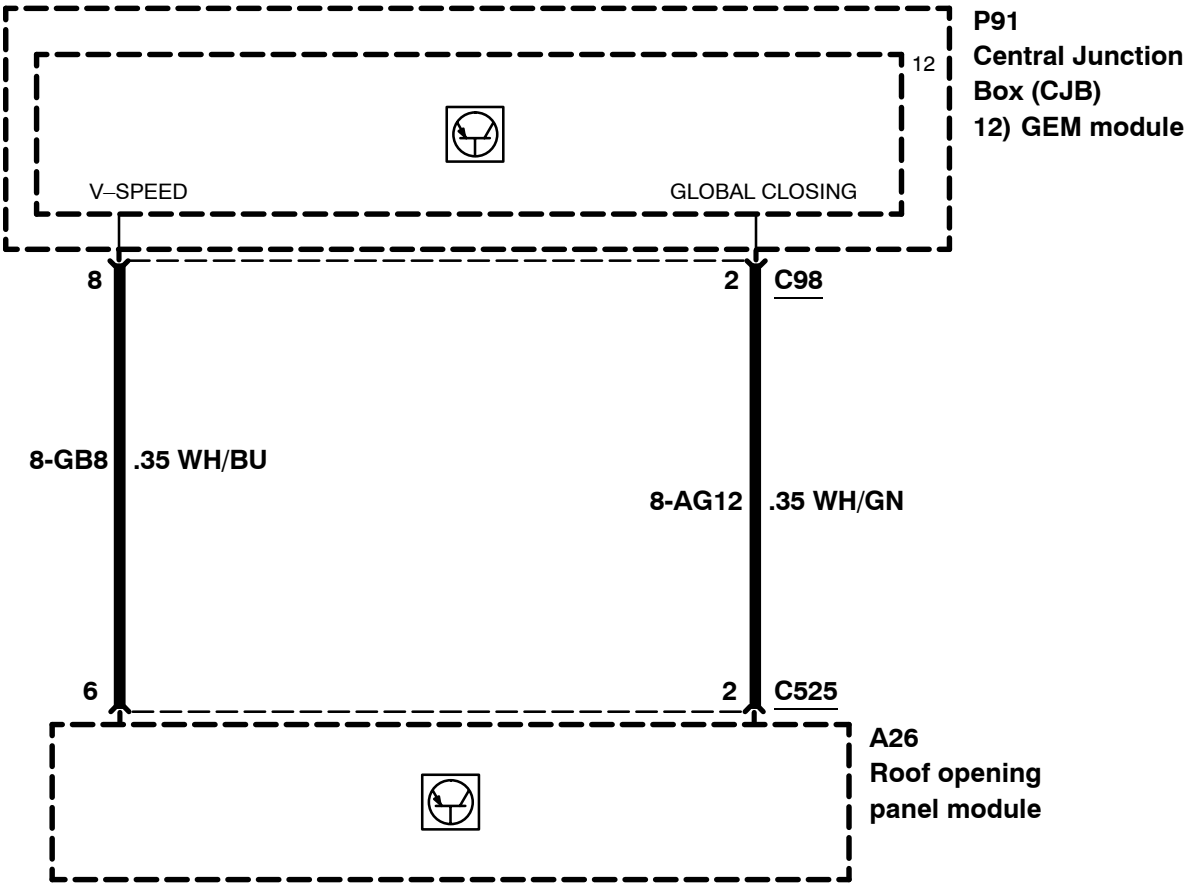
Multifunction Electronic Control Modules

2008
419-10-00-11
2008.75
Focus



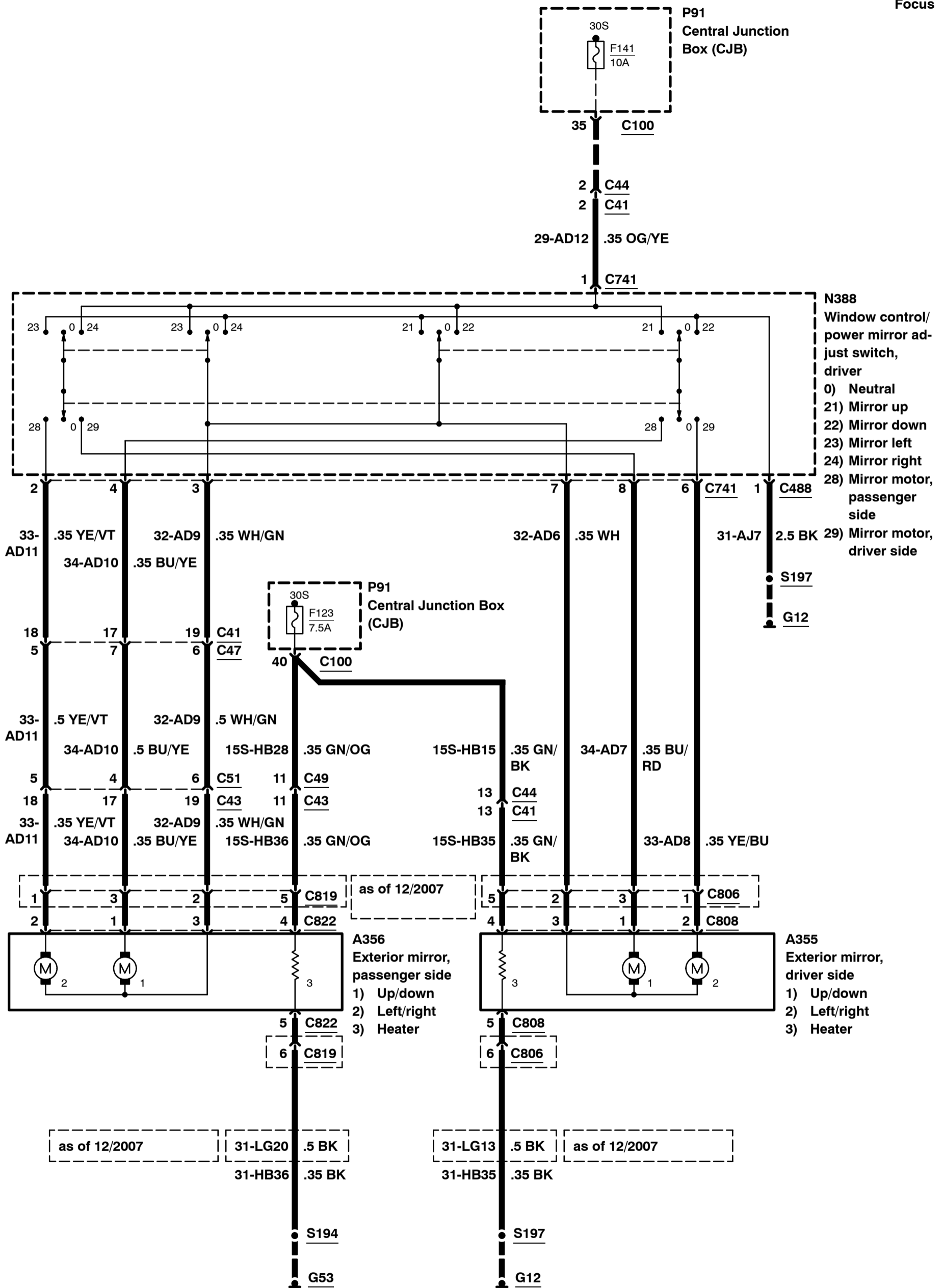
2008
419-10-00-12
2008.75
Focus

Multifunction Electronic Control Modules – except Coupé–Cabriolet



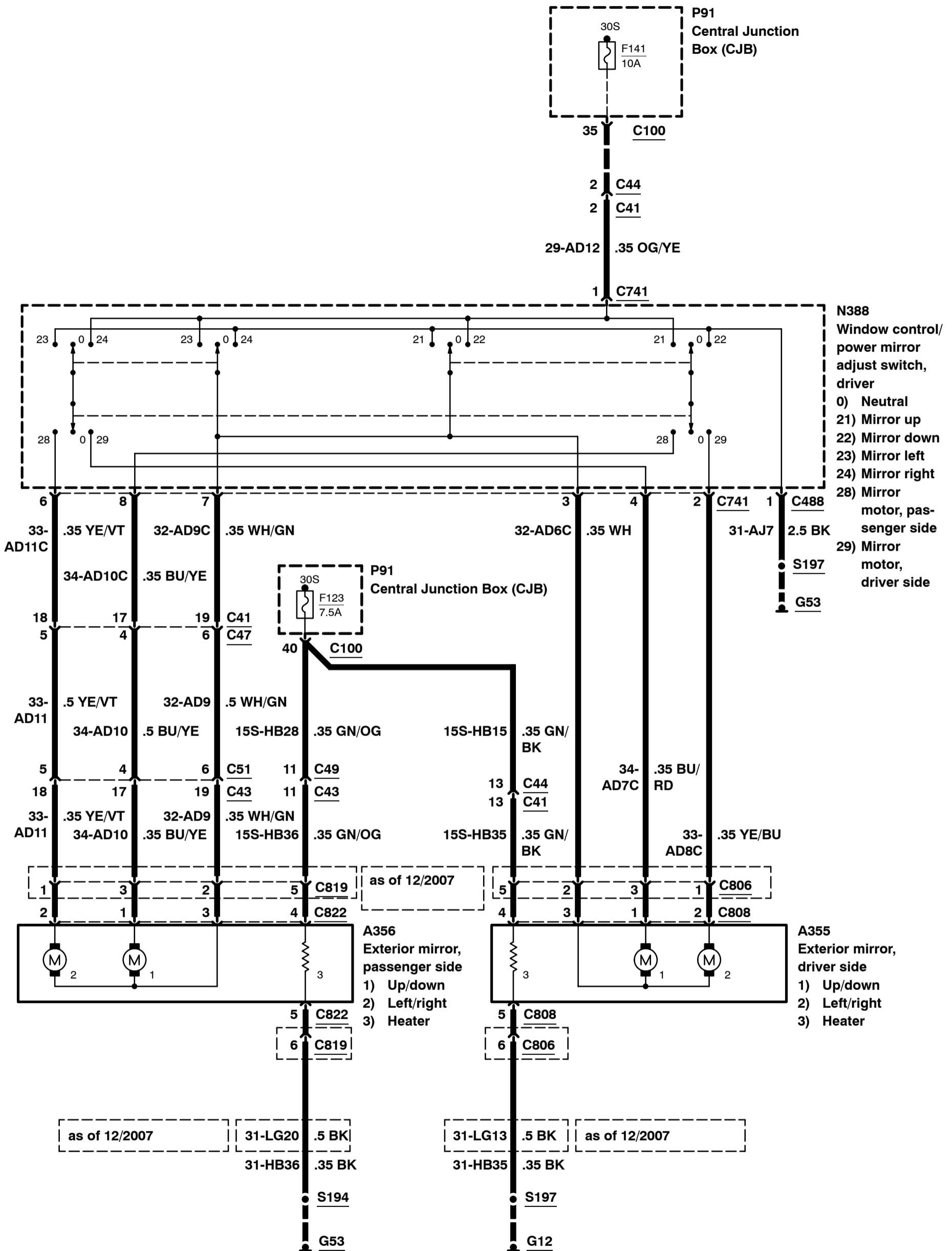
Rear View Mirrors – except Coupé–Cabriolet, LHD, without global closing

2008
501-09-00-1
2008.75
Focus



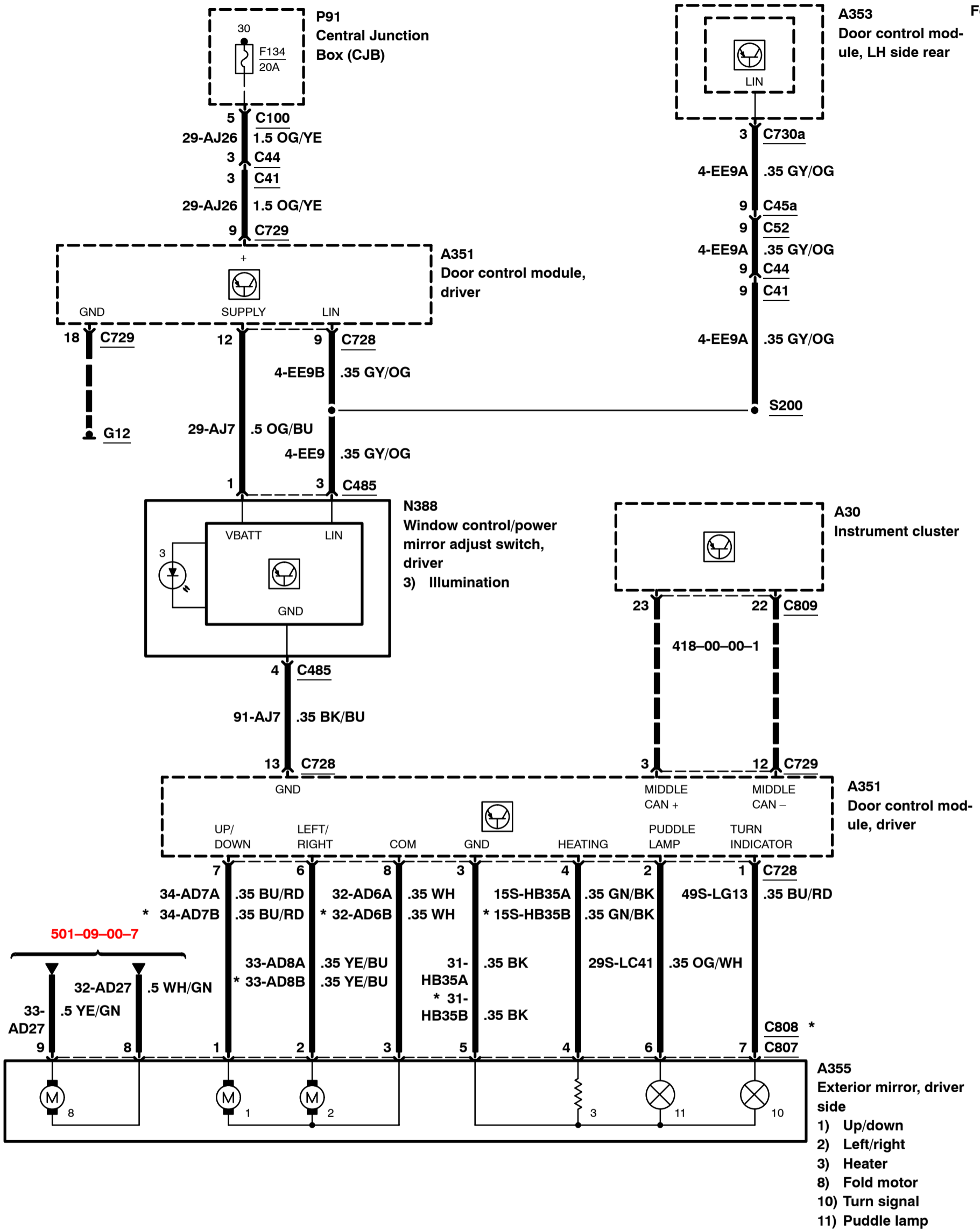
Rear View Mirrors – except Coupé–Cabriolet, RHD, without global closing

2008
501-09-00-2
2008.75
Focus



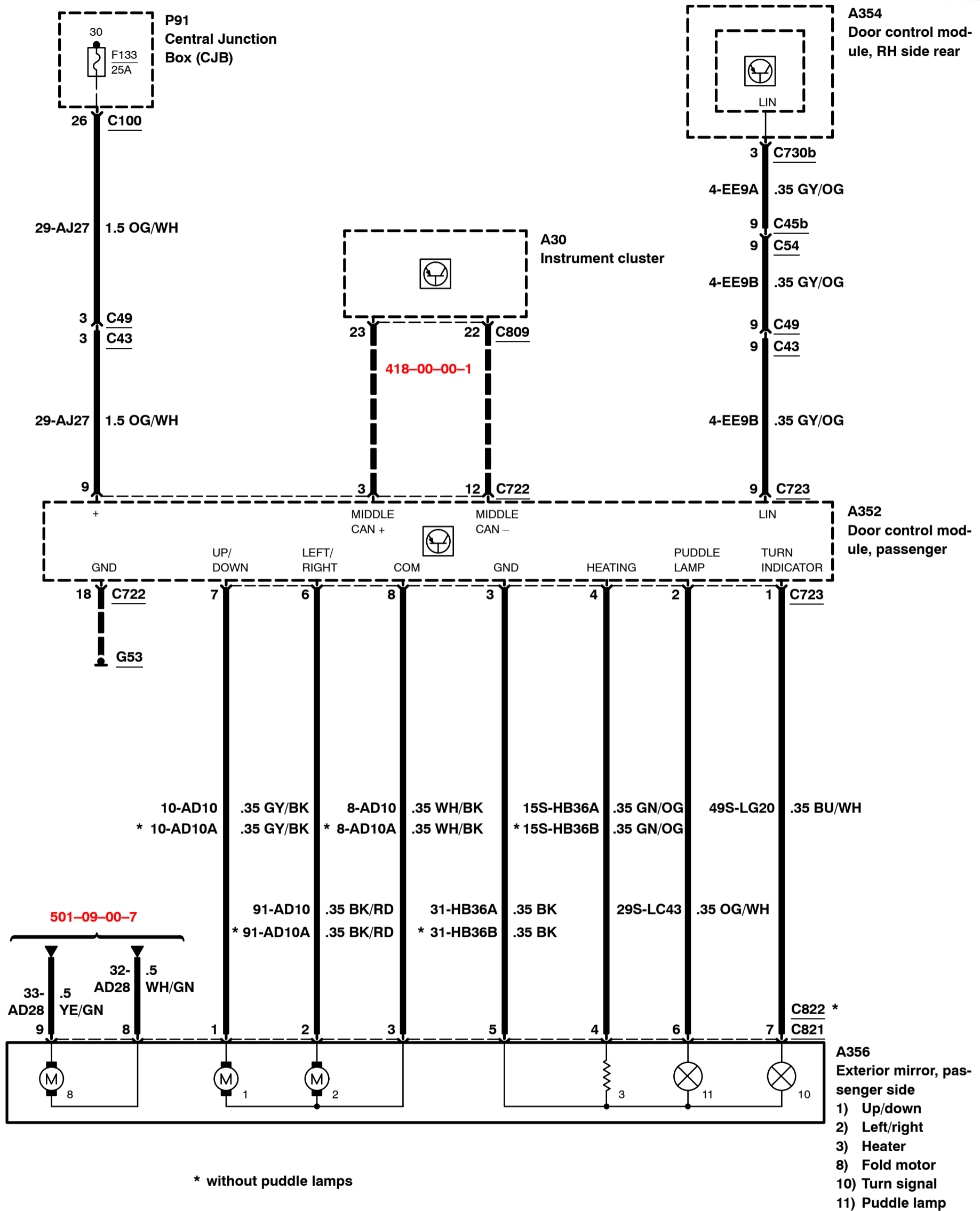
Rear View Mirrors – LHD, with front and rear power windows, before 12/2007

2008
501-09-00-3
2008.75
Focus



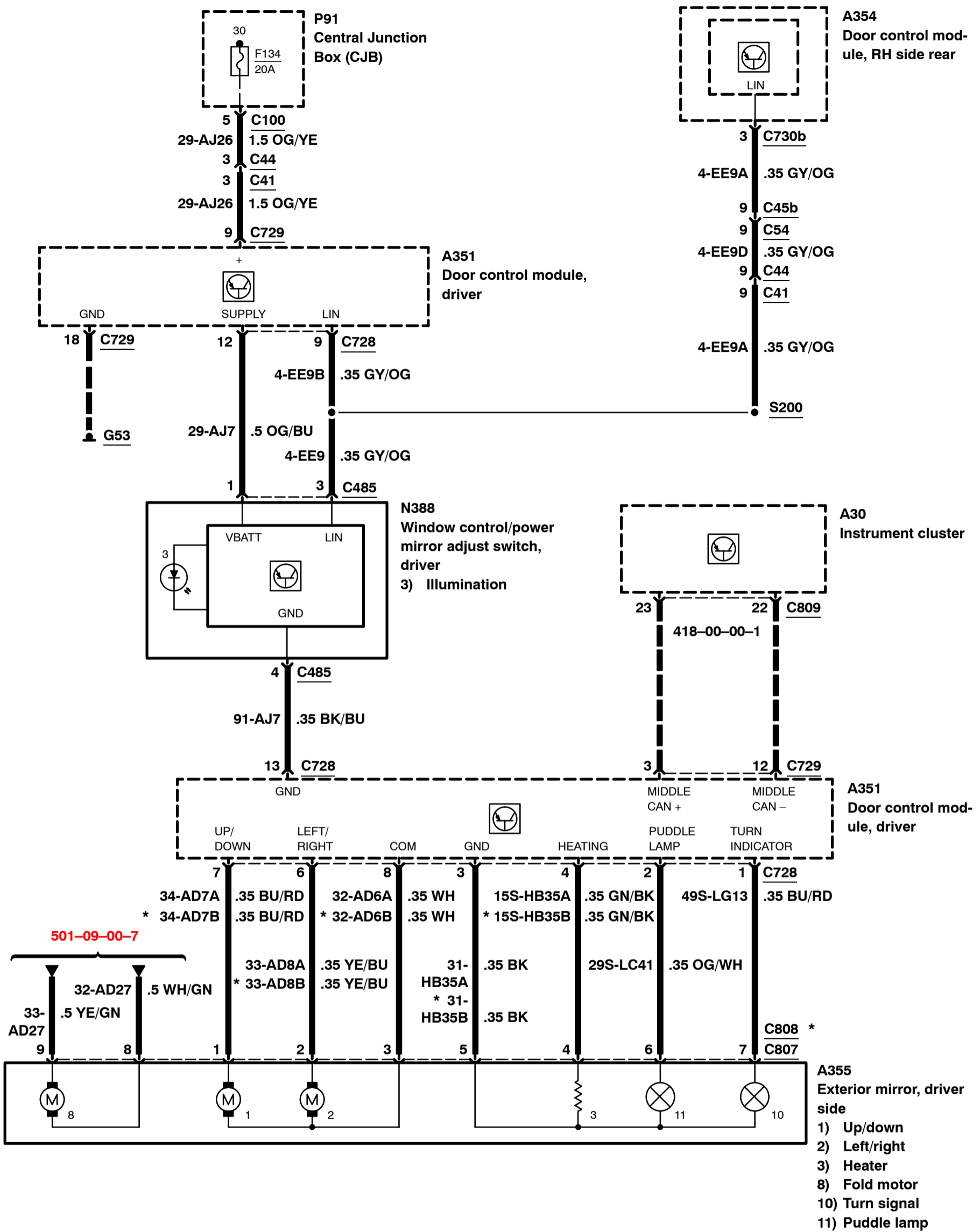
Rear View Mirrors – LHD, with front and rear power windows, before 12/2007

2008
501-09-00-4
2008.75
Focus

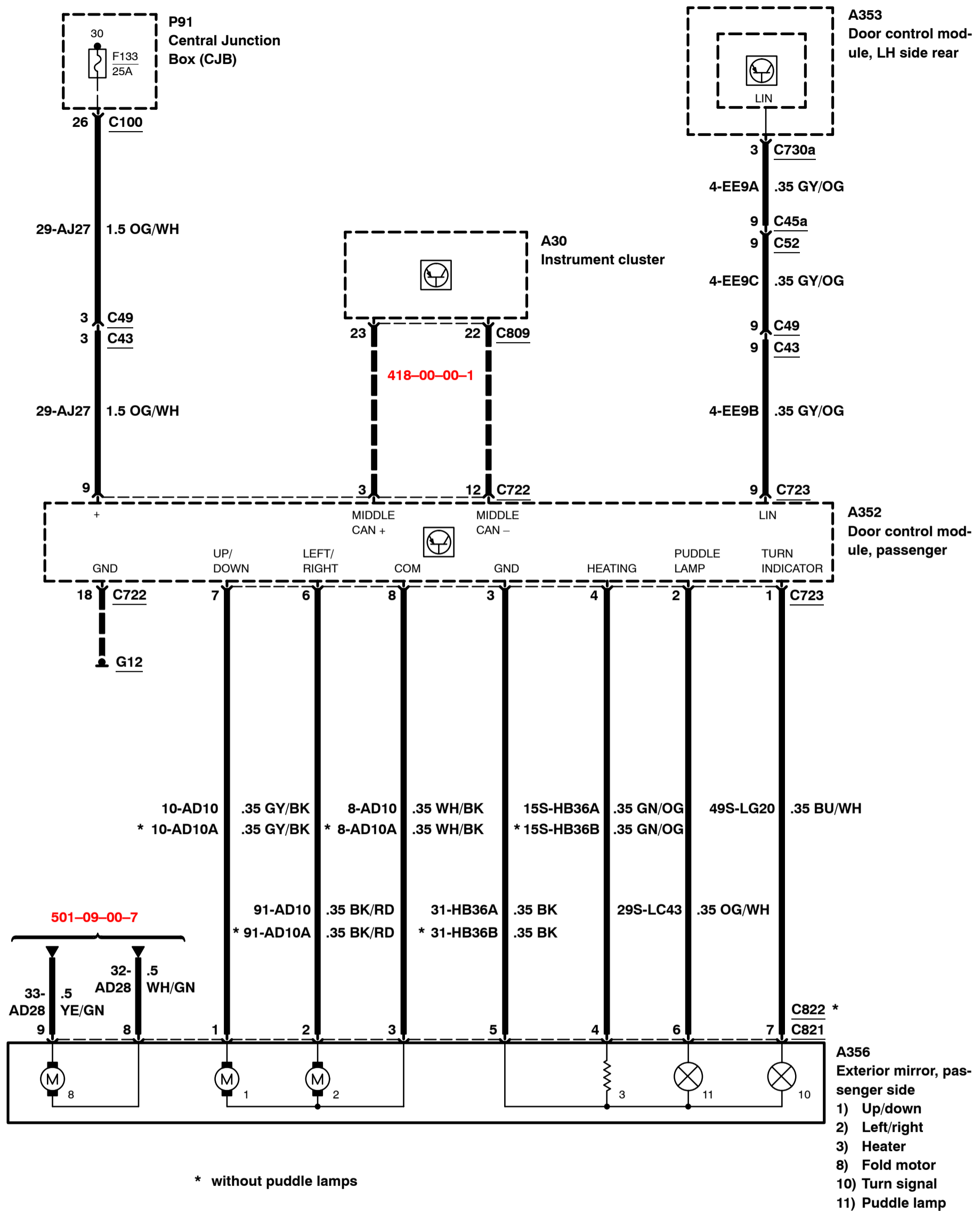


Rear View Mirrors – RHD, with front and rear power windows, before 12/2007

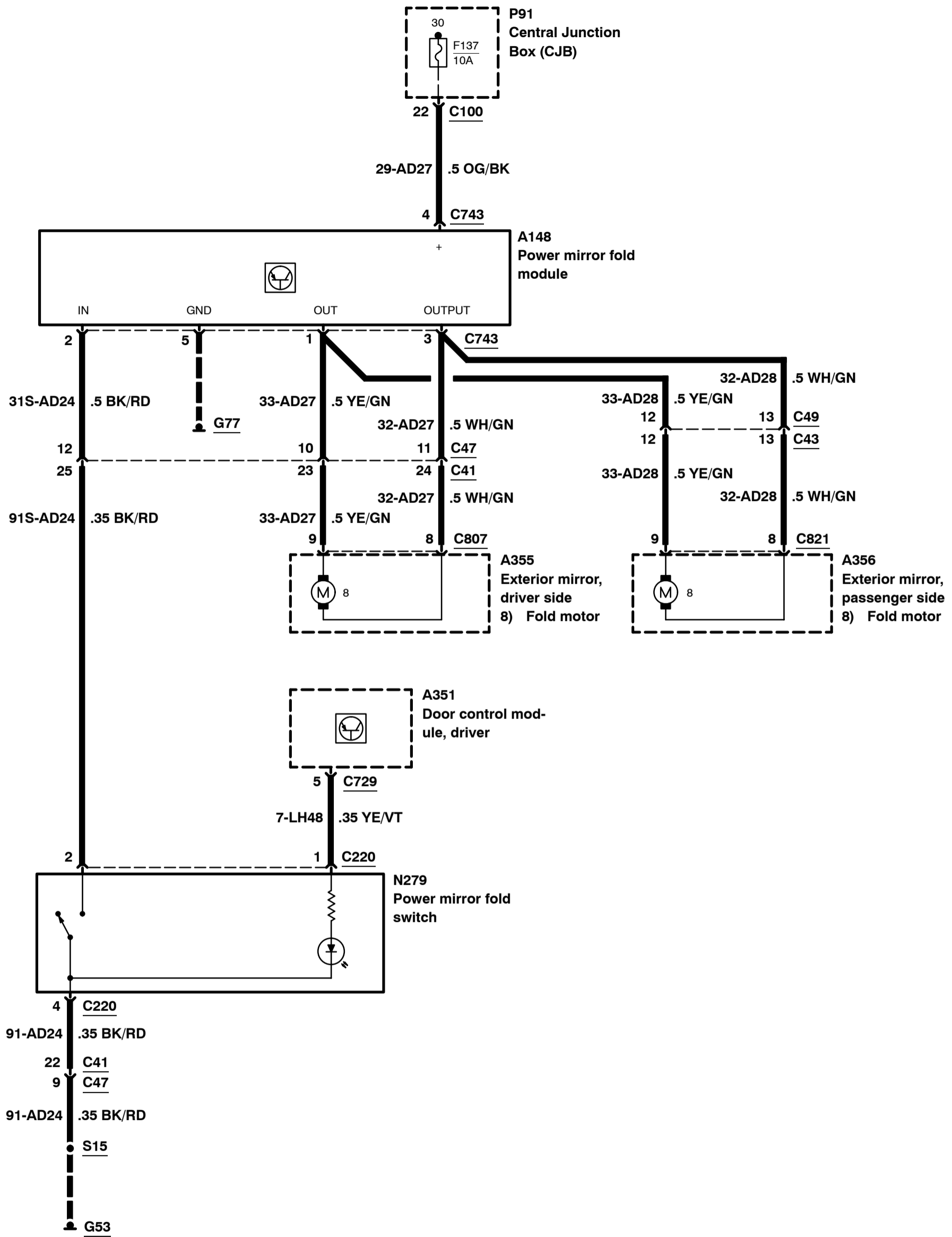
2008
501-09-00-5
2008.75
Focus



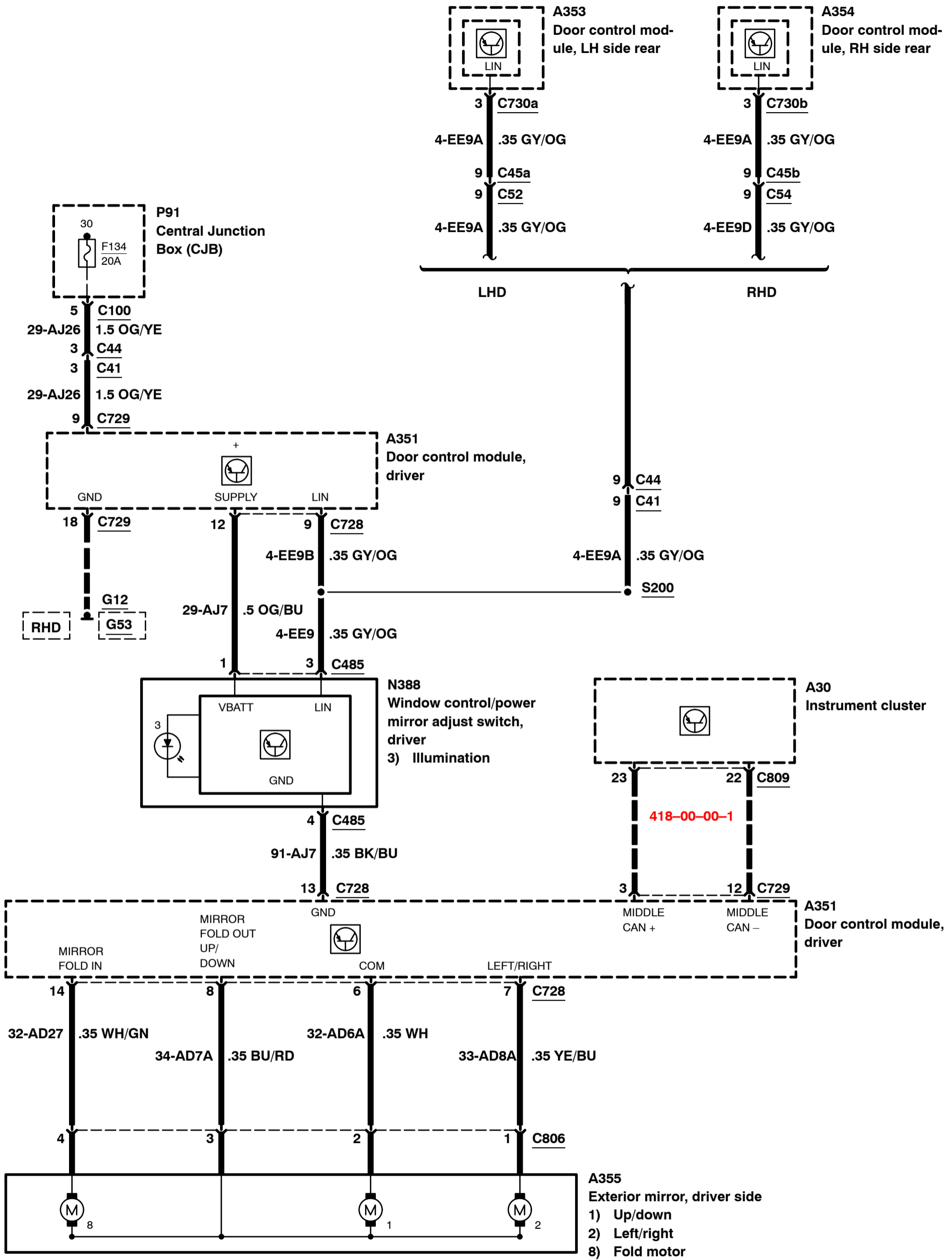
Rear View Mirrors – RHD, with front and rear power windows, before 12/2007



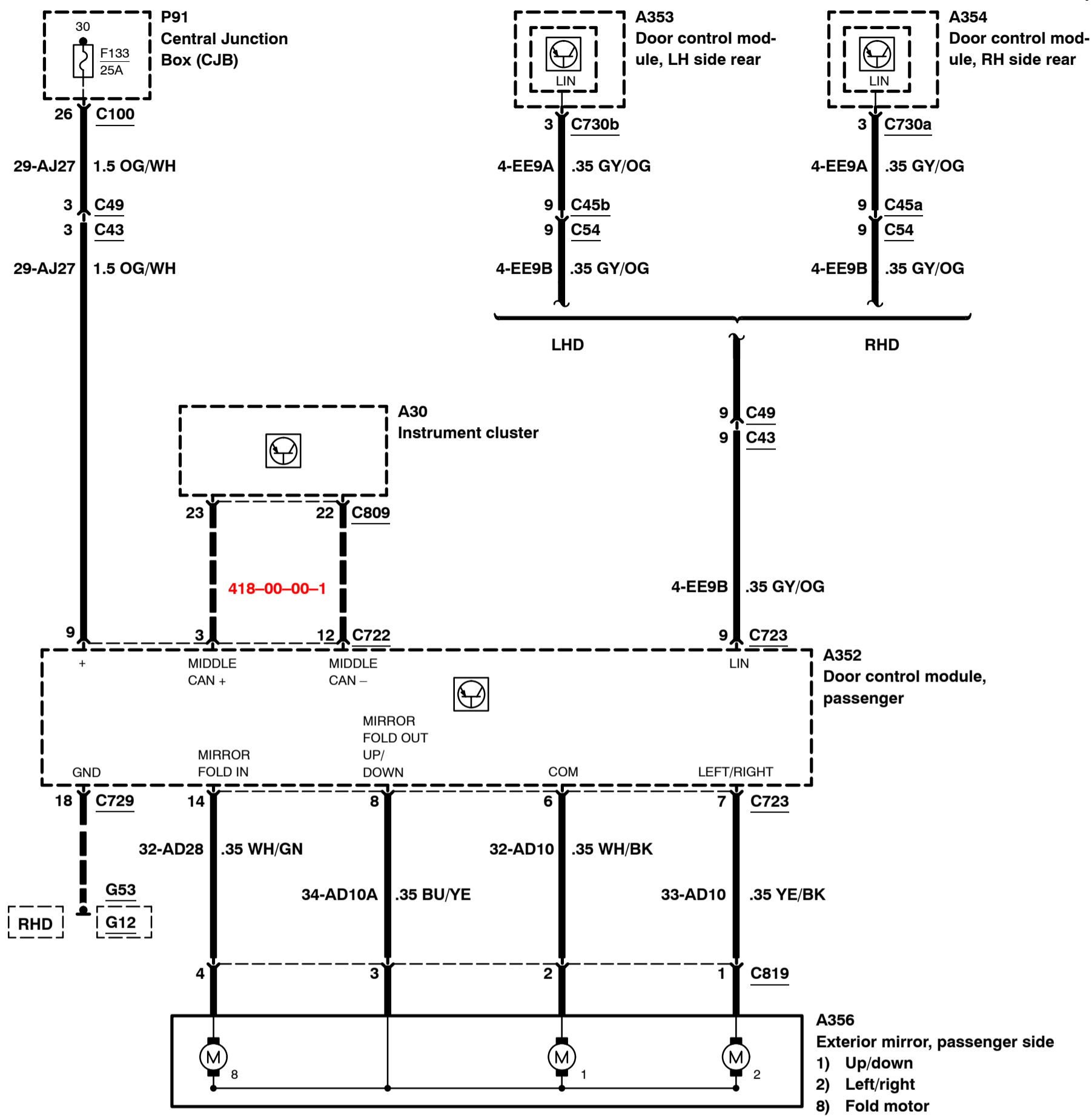
Rear View Mirrors – with power folding mirrors, before 12/2007



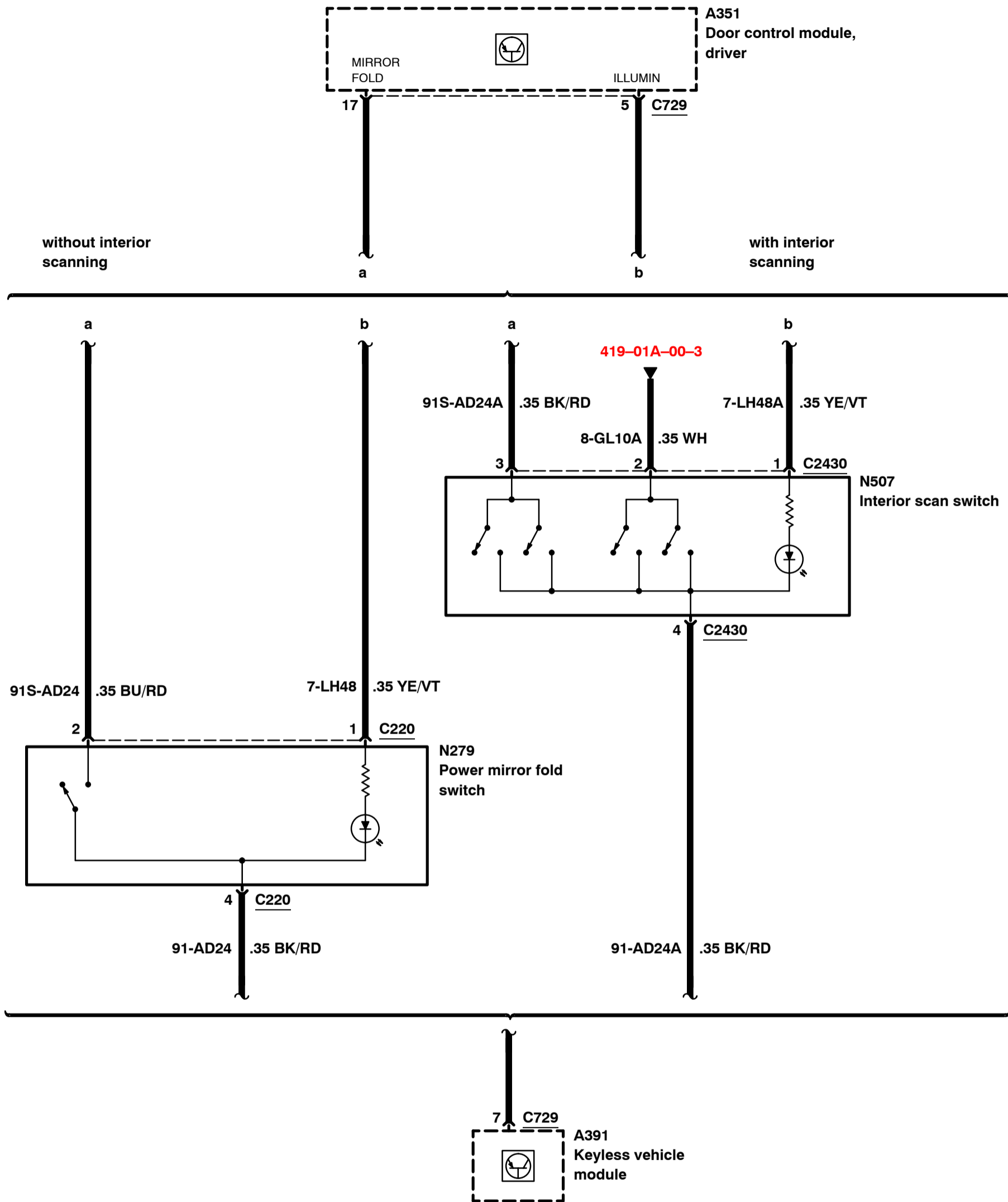
Rear View Mirrors – except Coupé–Cabriolet, with front and rear power windows, as of 12/2007



Rear View Mirrors – except Coupé–Cabriolet, with front and rear power windows, as of 12/2007

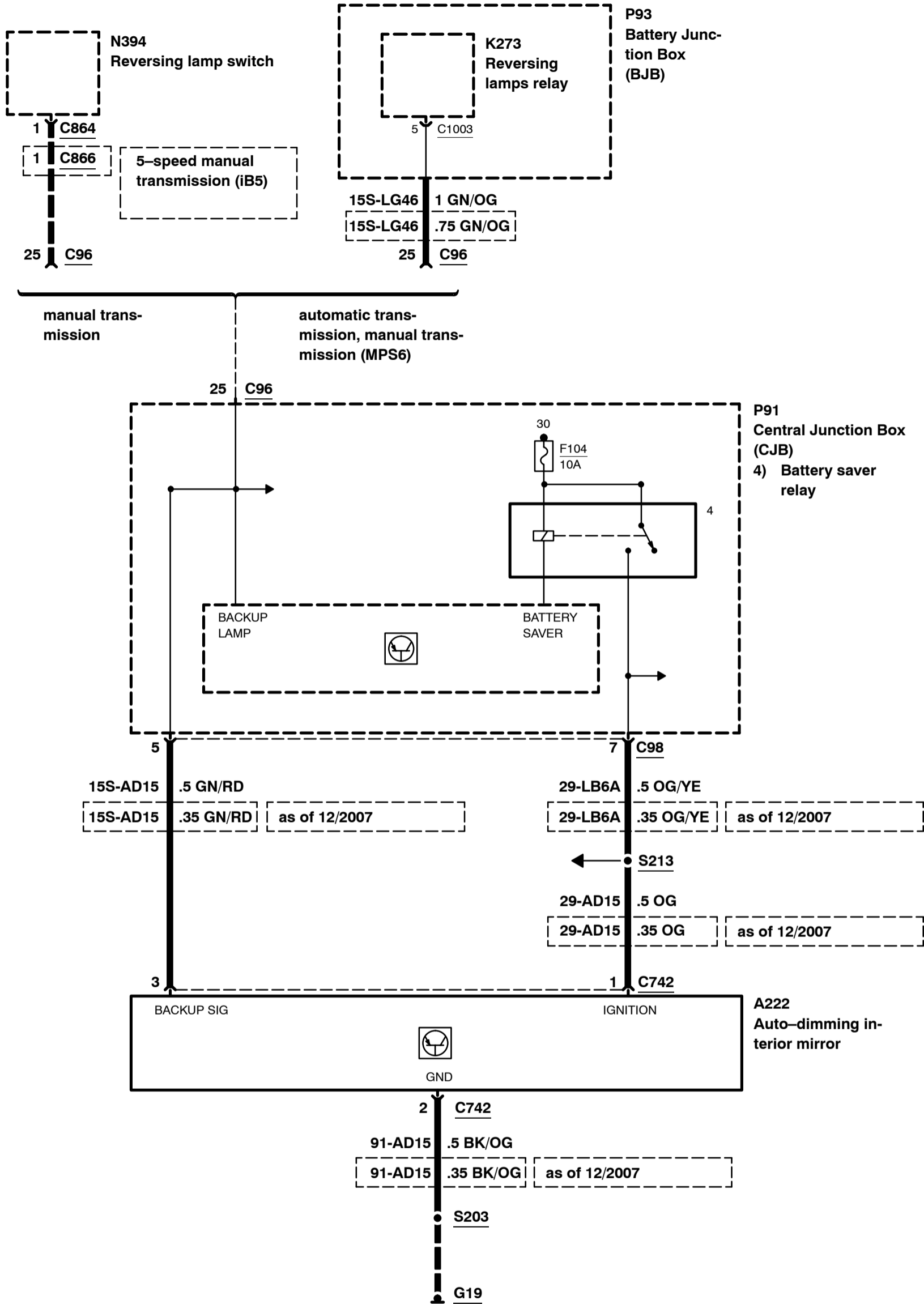


Rear View Mirrors – except Coupé–Cabriolet, with front and rear power windows, as of 12/2007



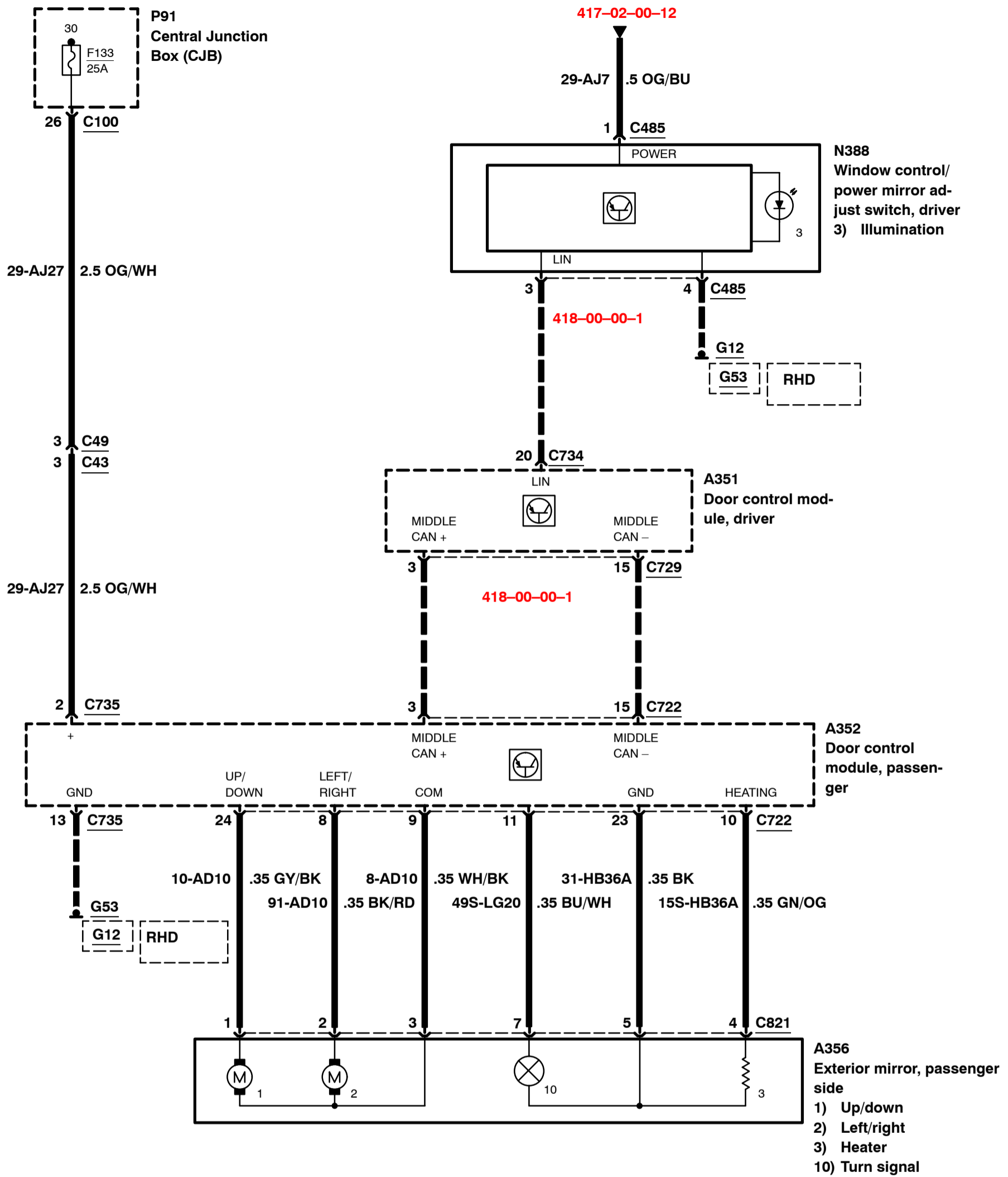
Rear View Mirrors – Auto-dimming interior mirror

2008
501-09-00-11
2008.75
Focus



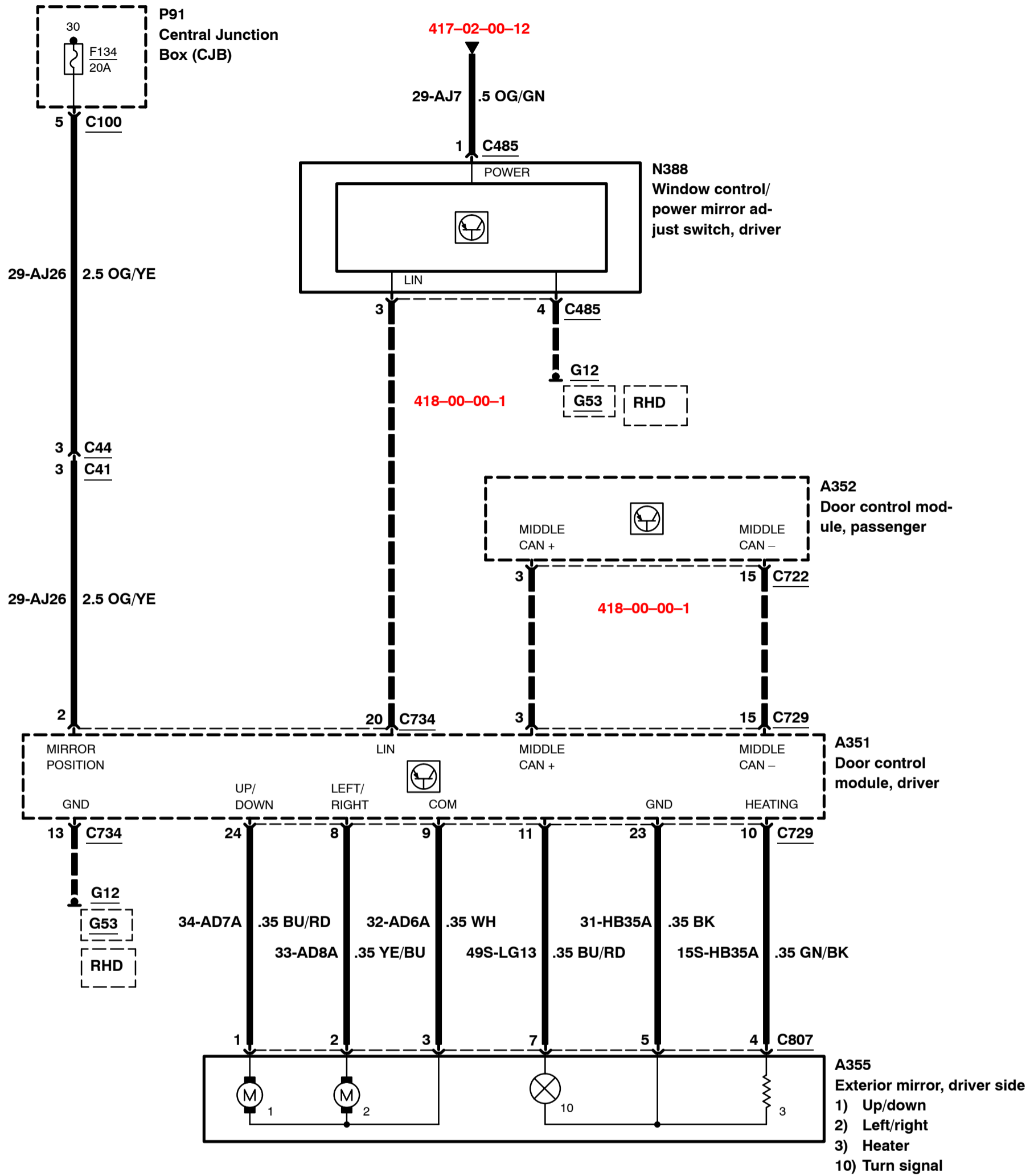
Rear View Mirrors – Coupé–Cabriolet

2008
501-09-00-12
2008.75
Focus



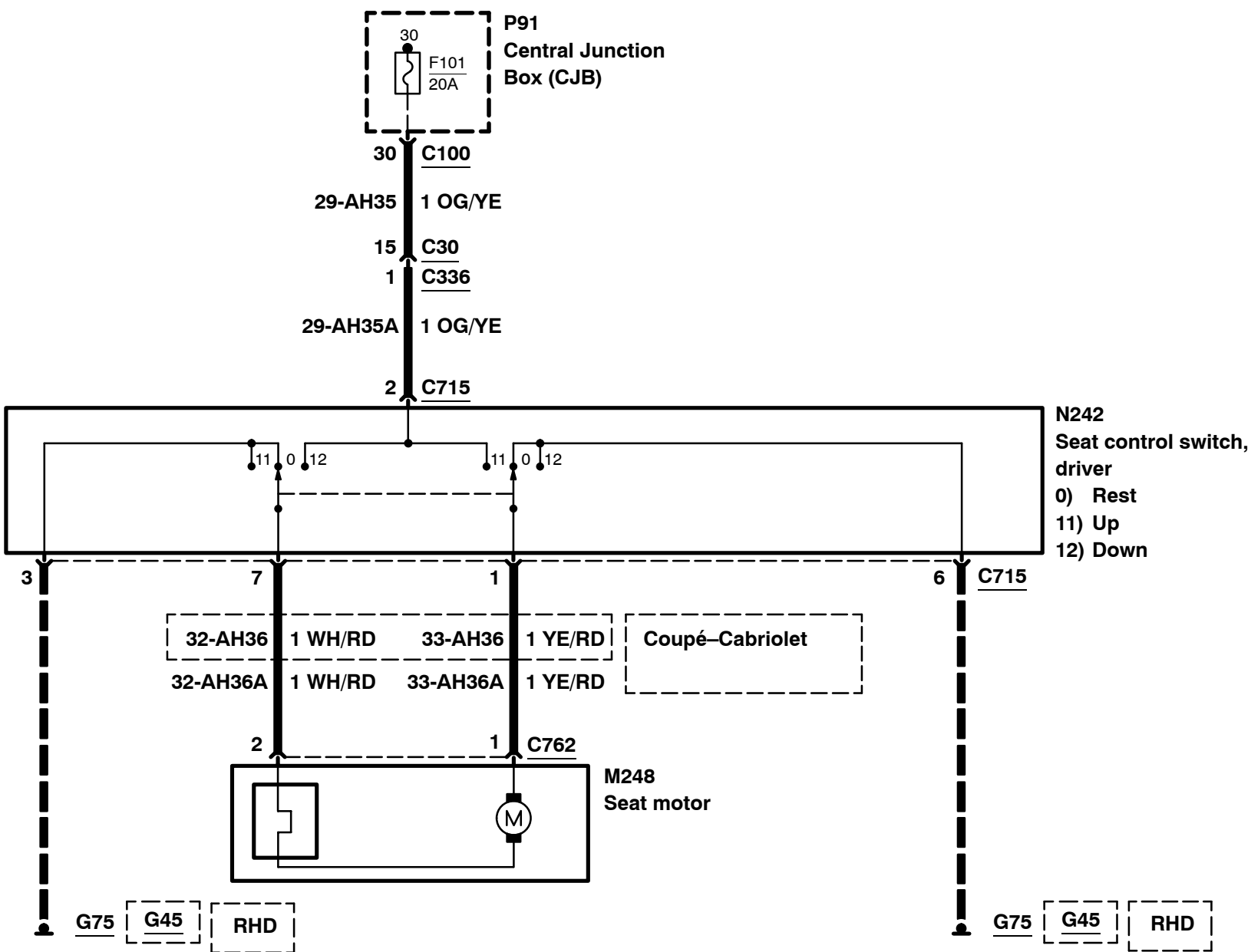
Rear View Mirrors – Coupé–Cabriolet

2008
501-09-00-13
2008.75
Focus

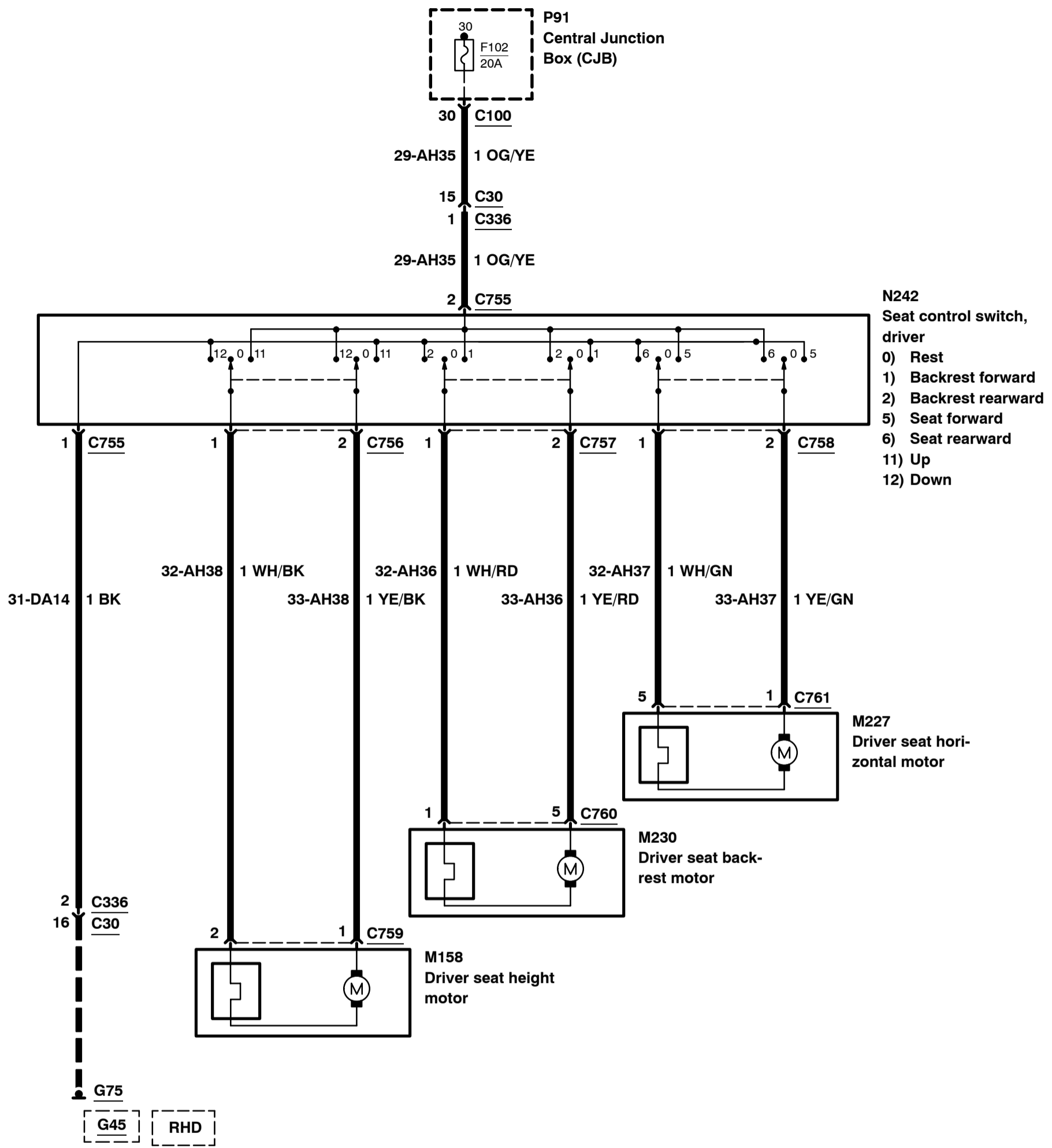


Seating – Power seats, 2-way power seat

2008
501-10-00-1
2008.75
Focus

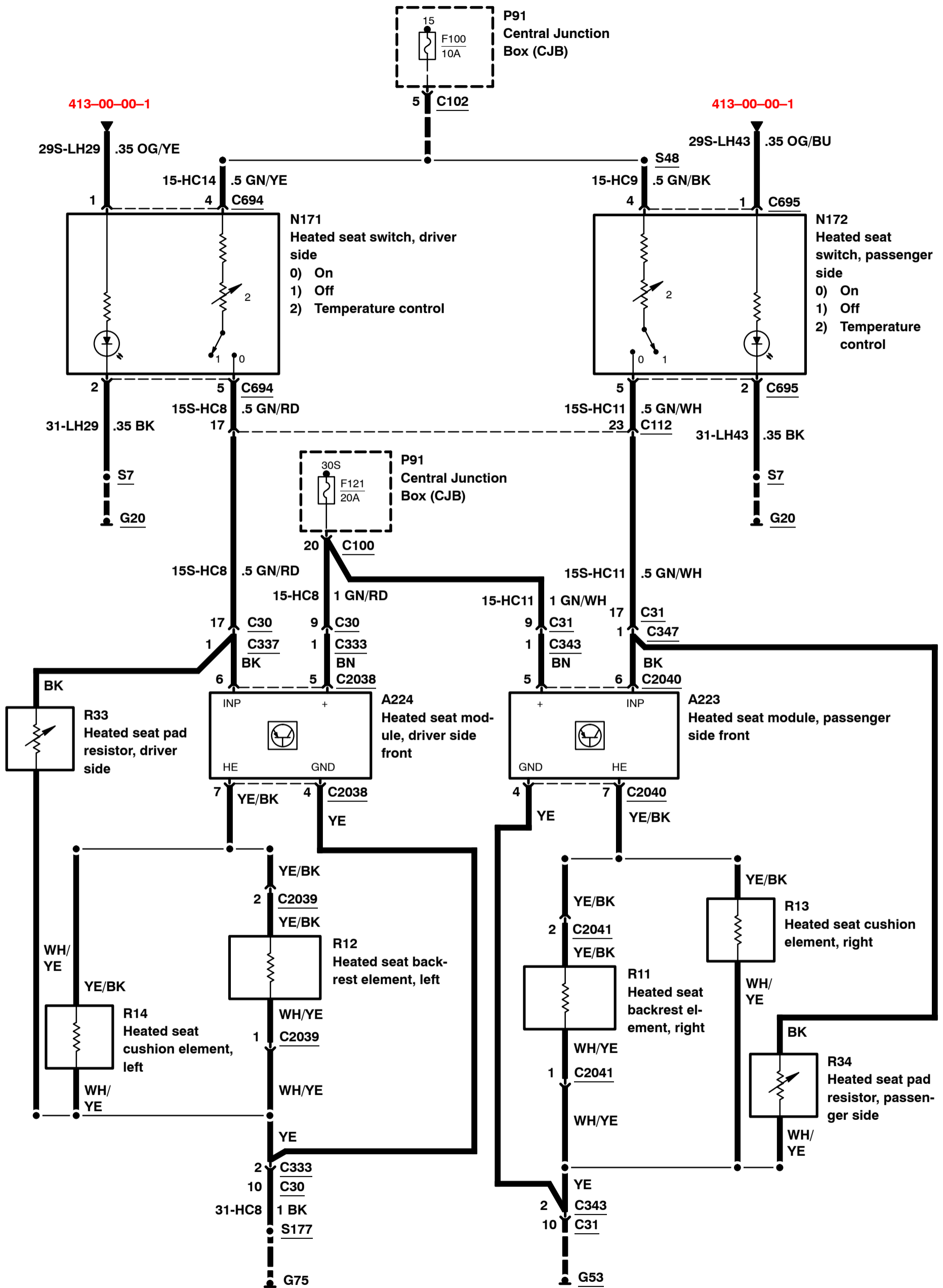


Seating – Power seats, 6-way power seat



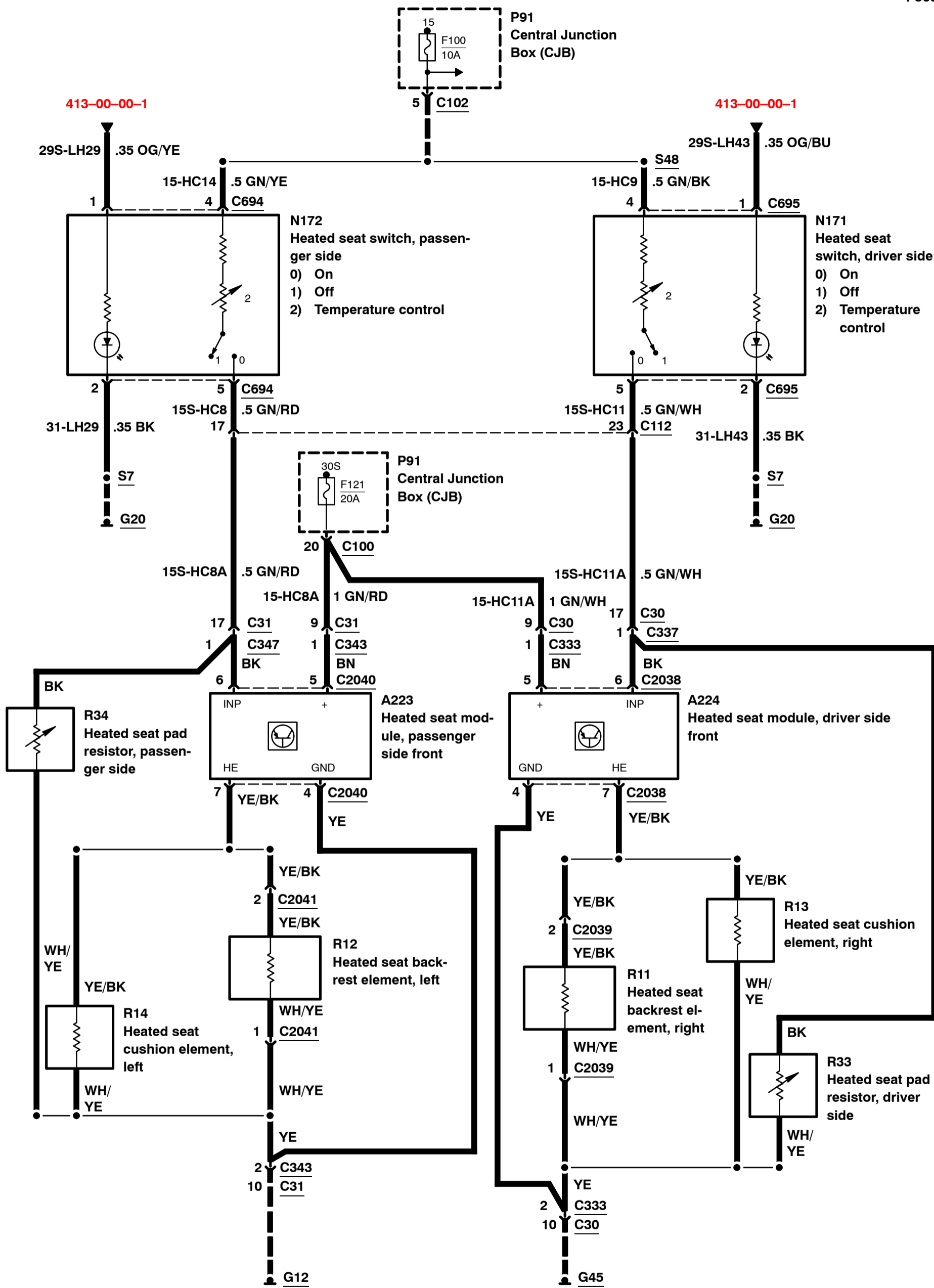
Seating – Heated seats, LHD

2008
501-10-00-3
2008.75
Focus



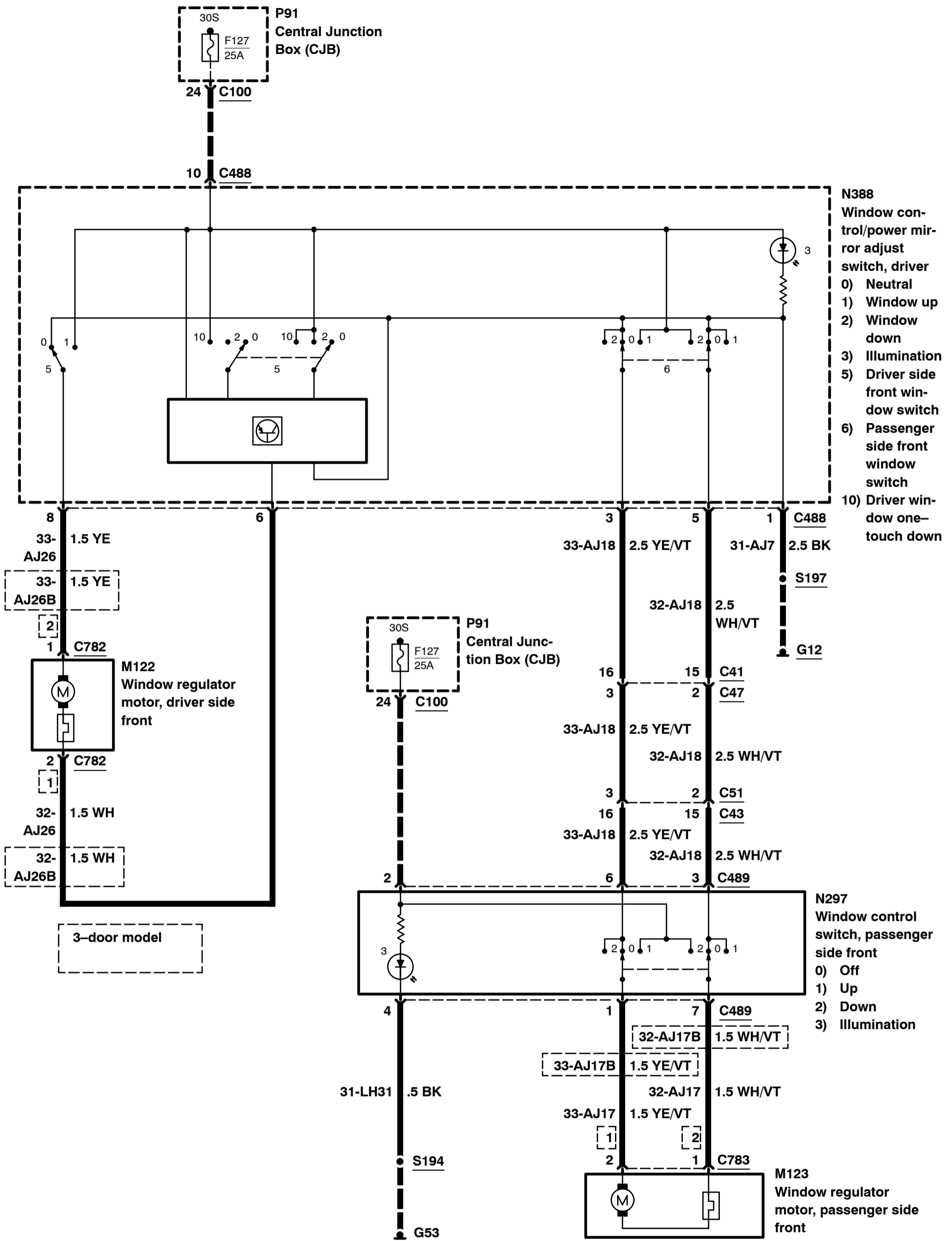
Seating – Heated seats, RHD

2008
501-10-00-4
2008.75
Focus



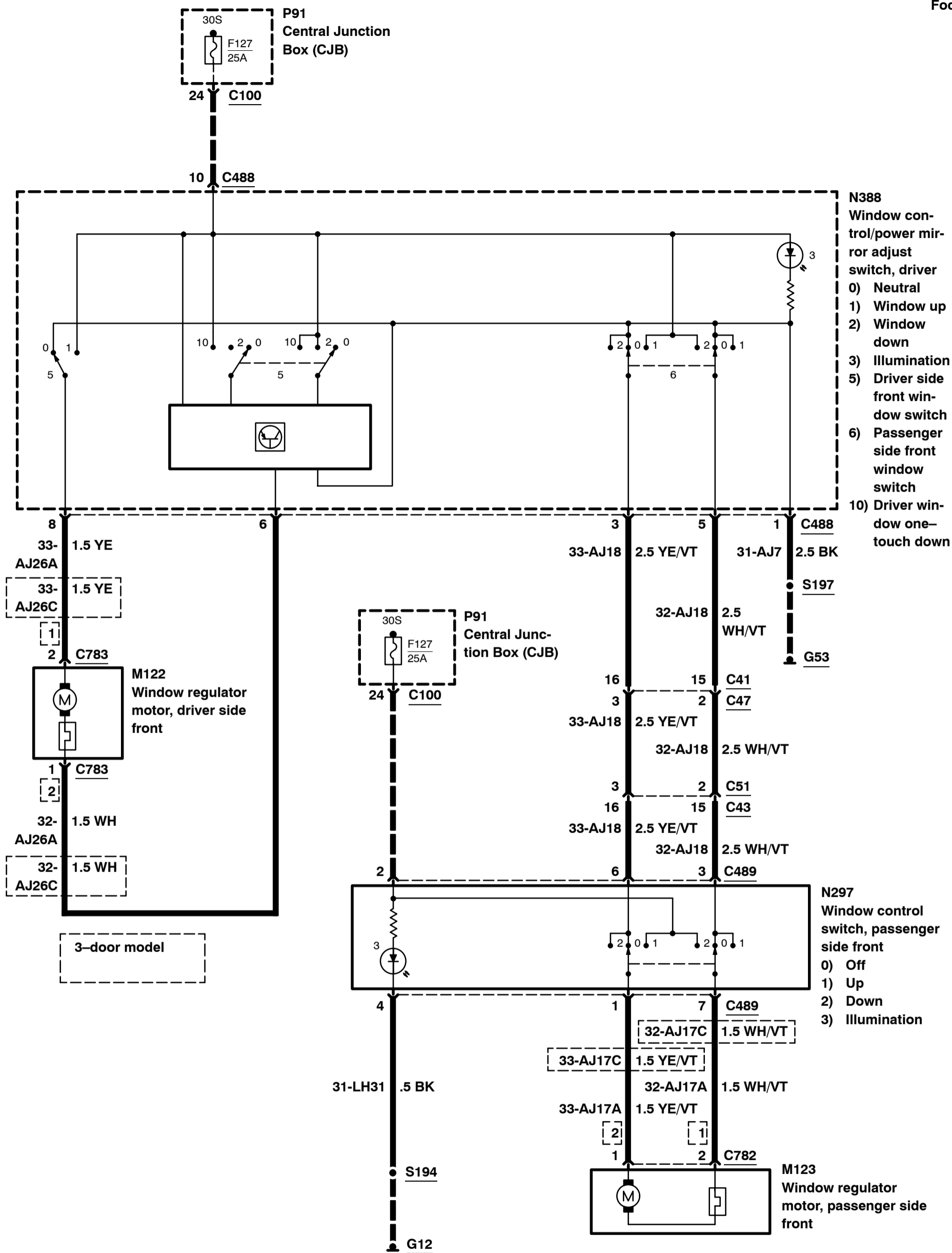
Glass, Frames and Mechanisms – except Coupé–Cabriolet, LHD, without global closing

2008
501-11-00-1
2008.75
Focus

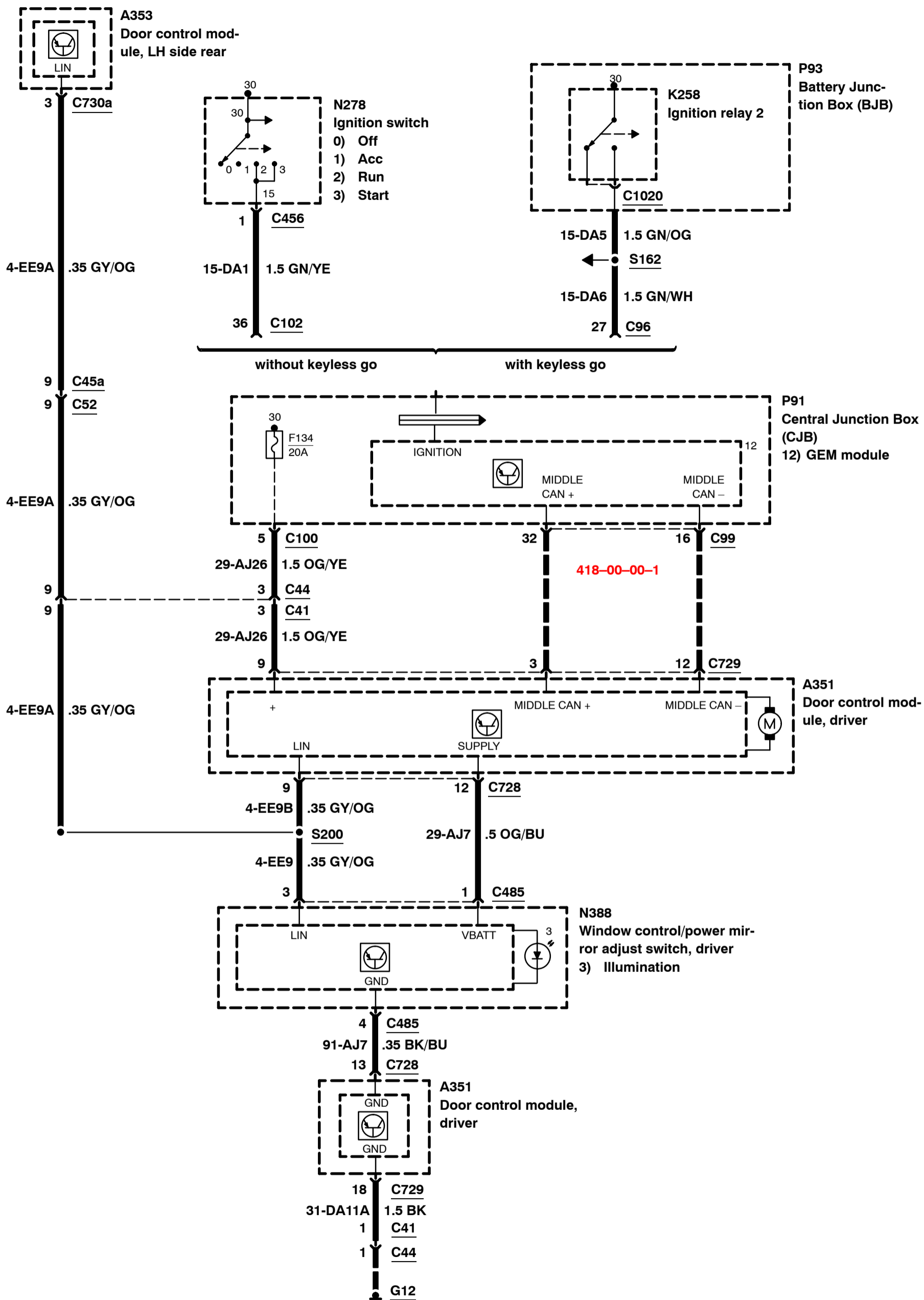


Glass, Frames and Mechanisms – except Coupé–Cabriolet, RHD, without global closing

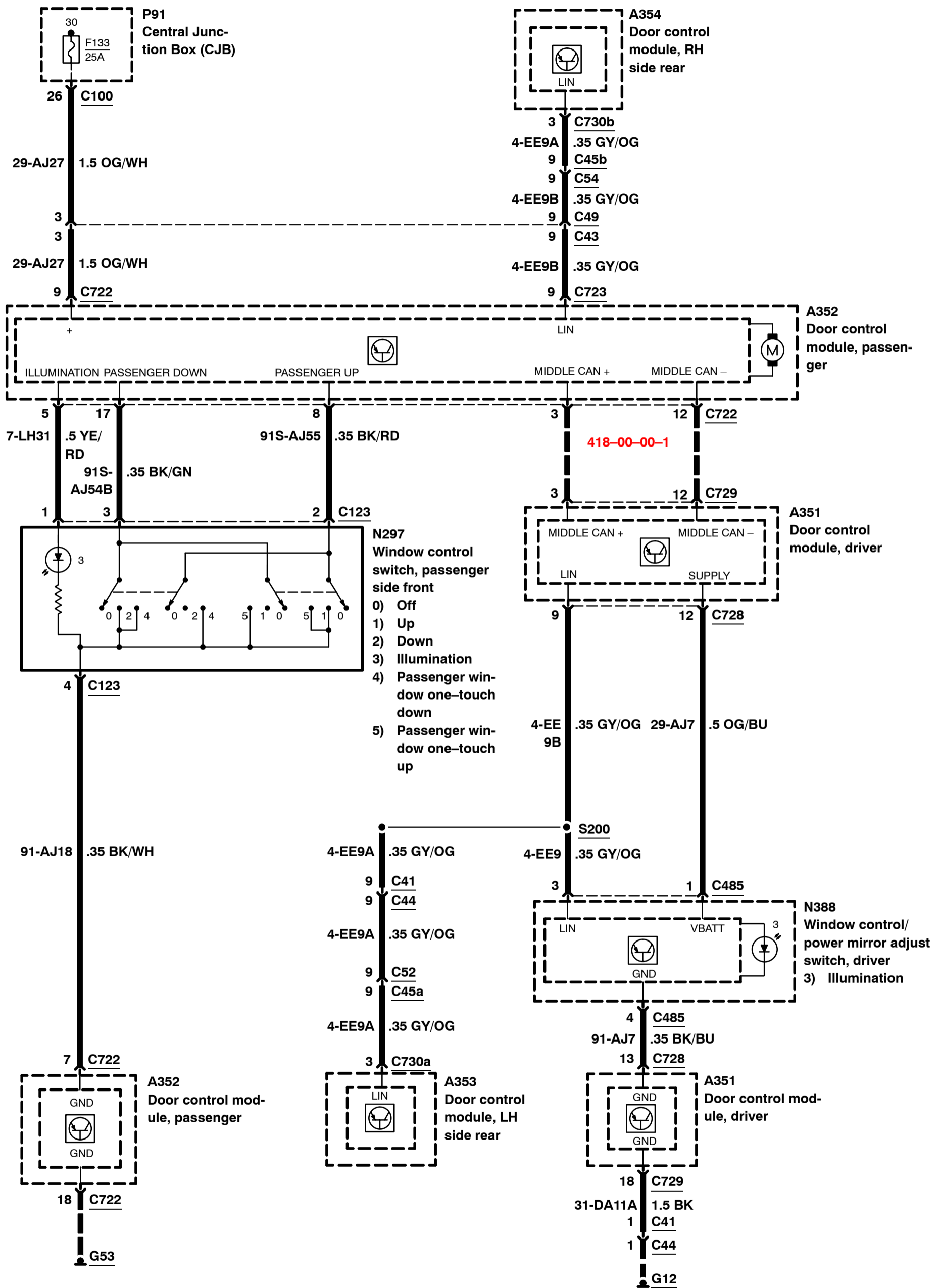
2008
501-11-00-2
2008.75
Focus



Glass, Frames and Mechanisms – except Coupé–Cabriolet, LHD, with global closing

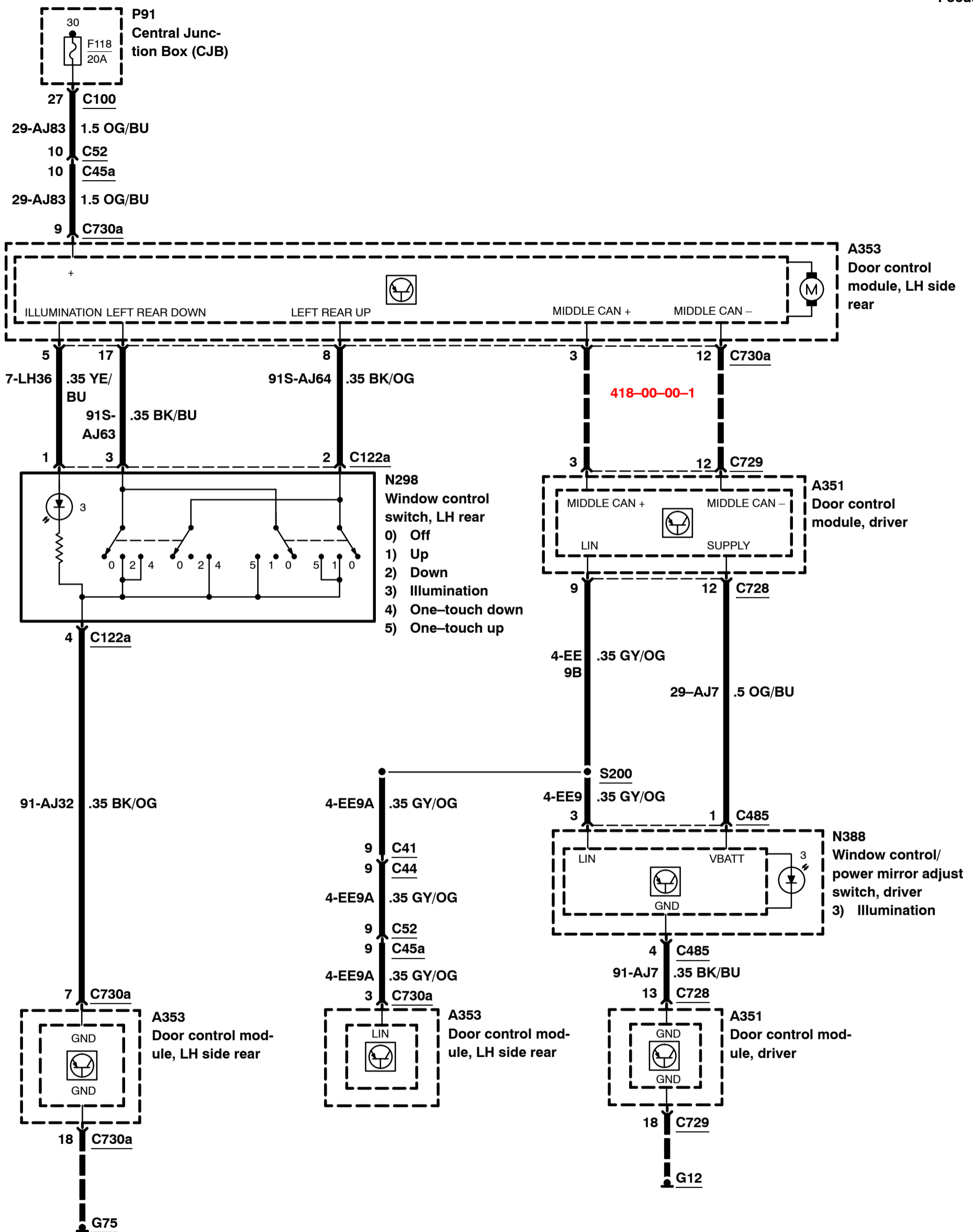


Glass, Frames and Mechanisms – except Coupé–Cabriolet, LHD, with global closing



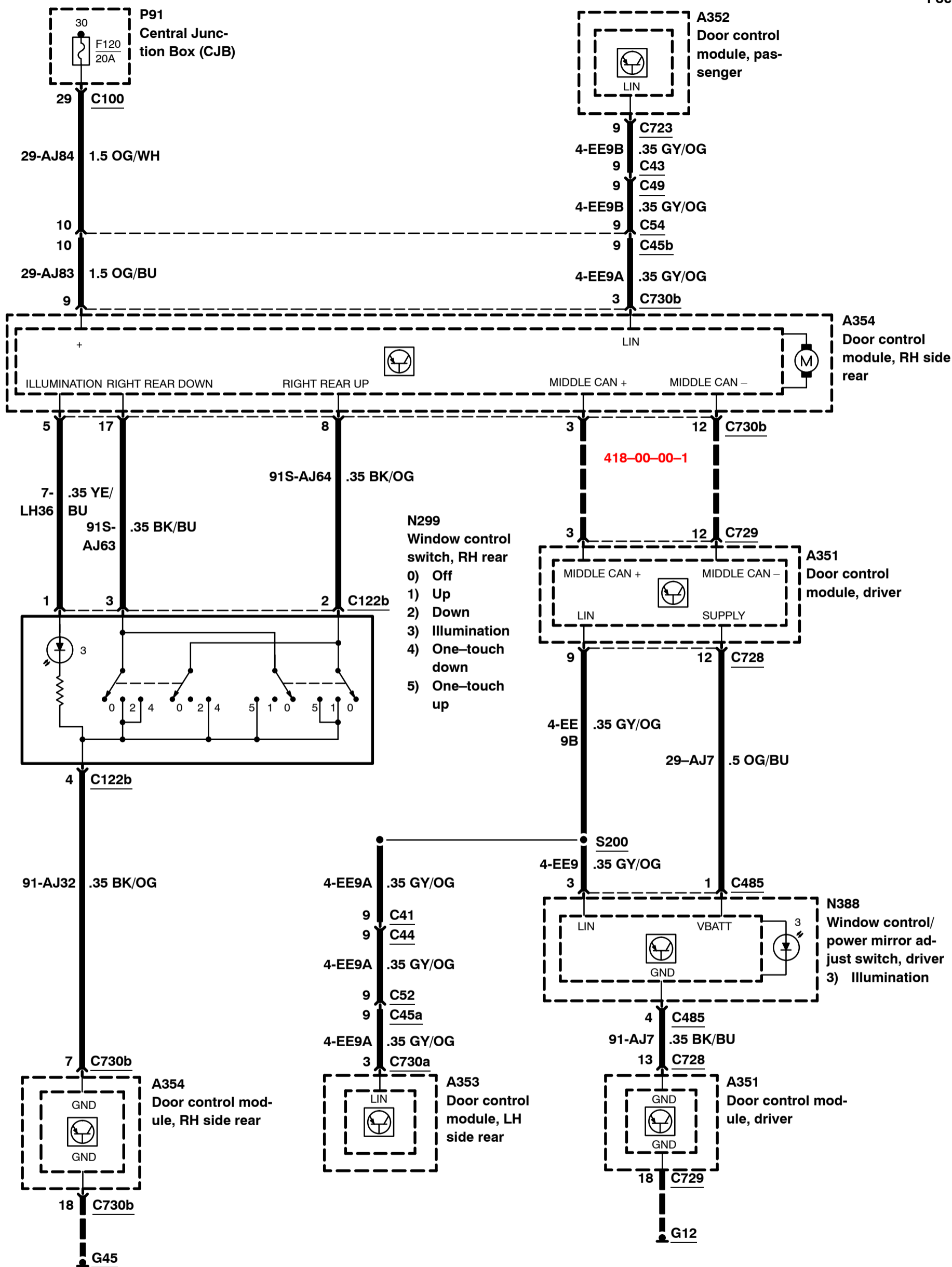
Glass, Frames and Mechanisms – except Coupé–Cabriolet, LHD, with global closing

2008
501-11-00-5
2008.75
Focus



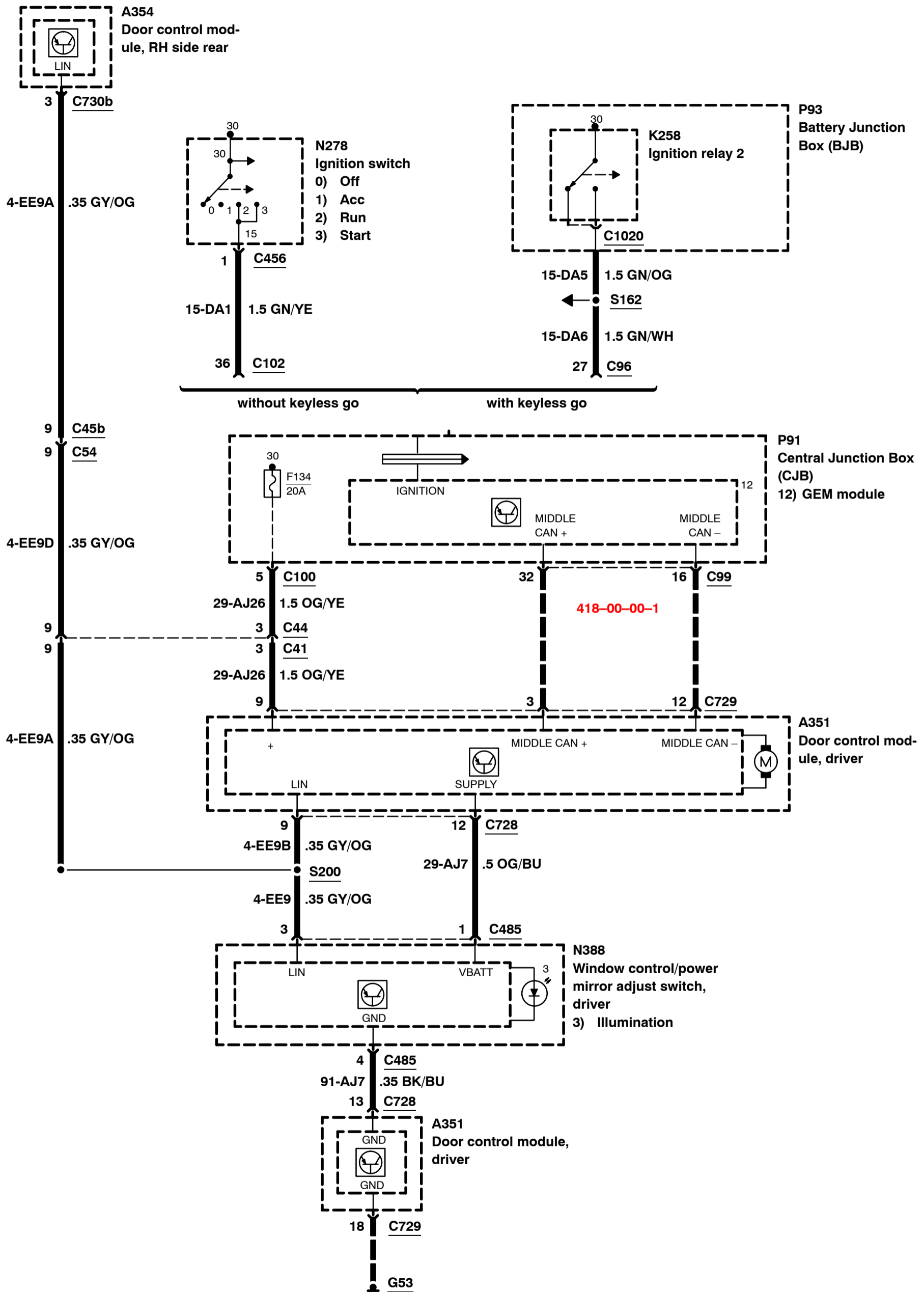
Glass, Frames and Mechanisms – except Coupé–Cabriolet, LHD, with global closing

2008
501-11-00-6
2008.75
Focus

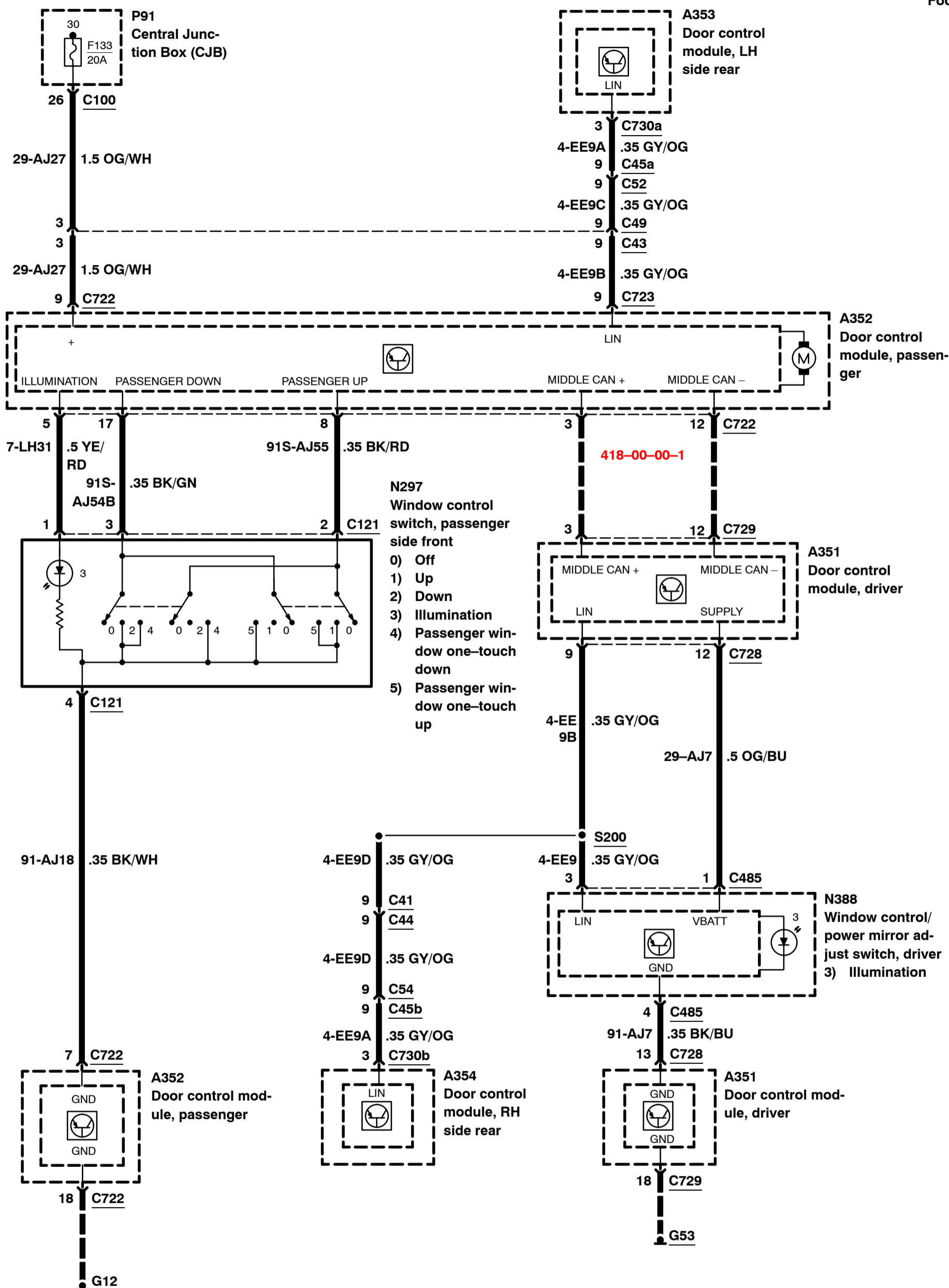


Glass, Frames and Mechanisms – except Coupé-Cabriolet, RHD, with global closing

2008
501-11-00-7
2008.75
Focus

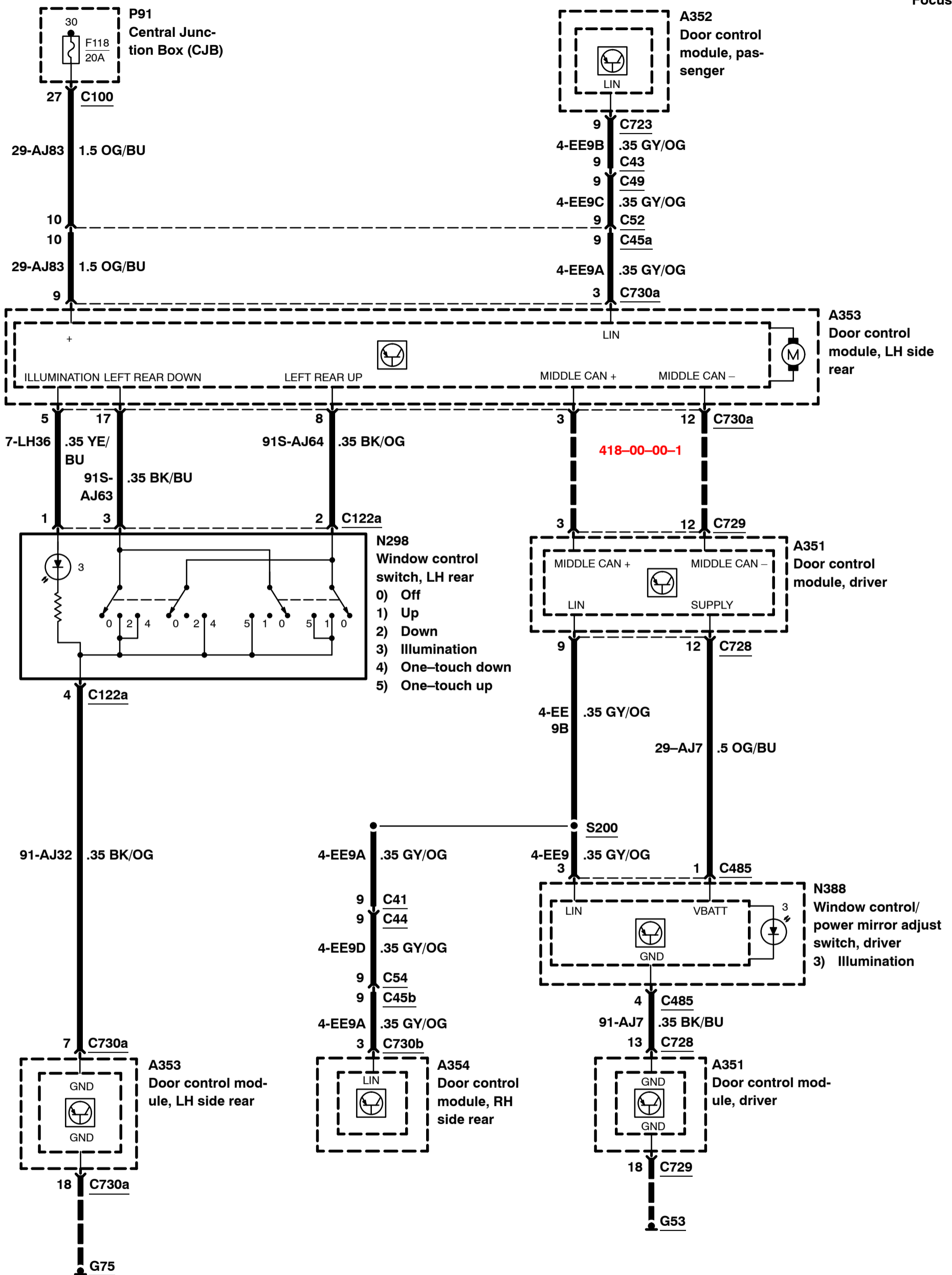


Glass, Frames and Mechanisms – except Coupé–Cabriolet, RHD, with global closing

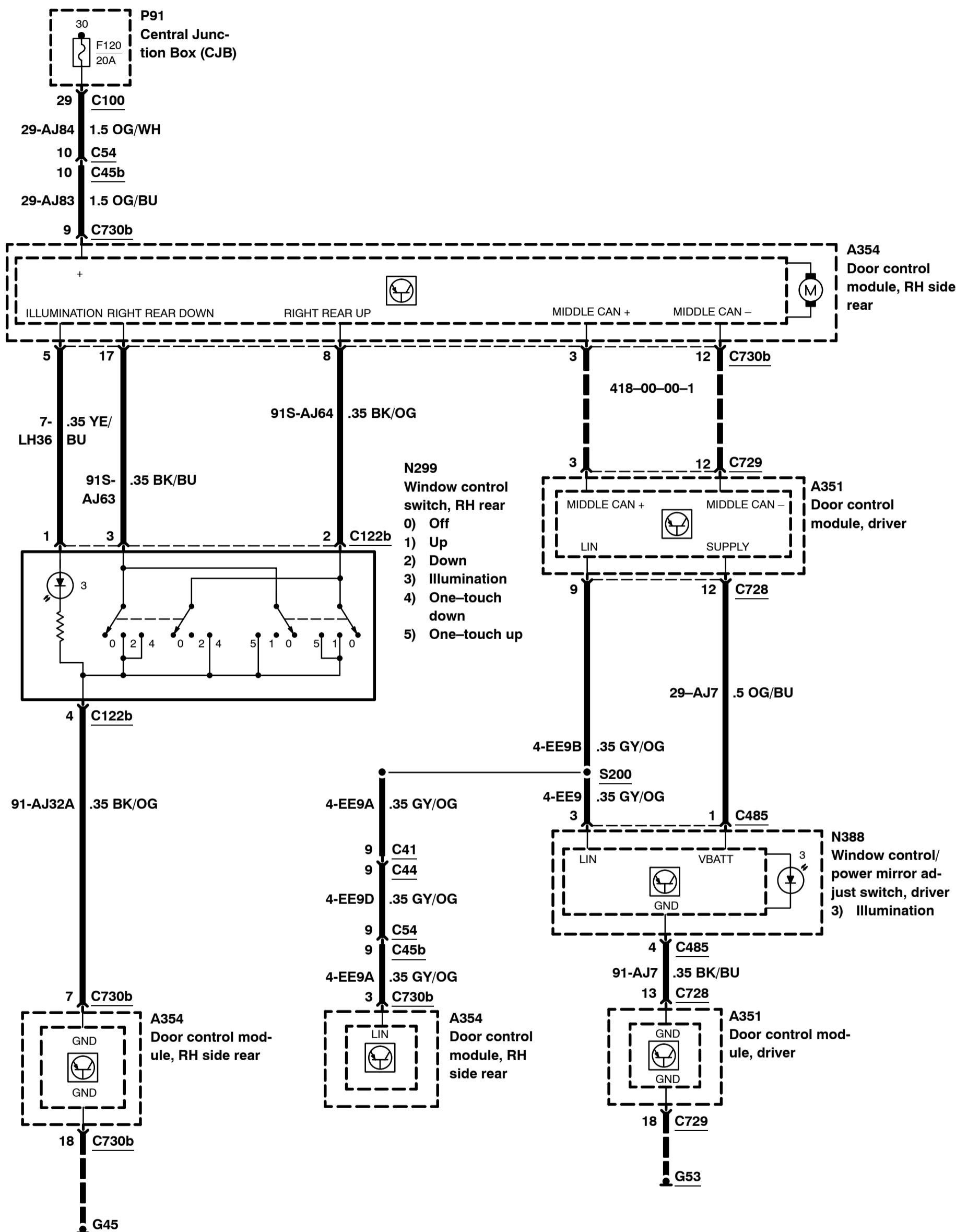


Glass, Frames and Mechanisms – except Coupé–Cabriolet, RHD, with global closing

2008
501-11-00-9
2008.75
Focus

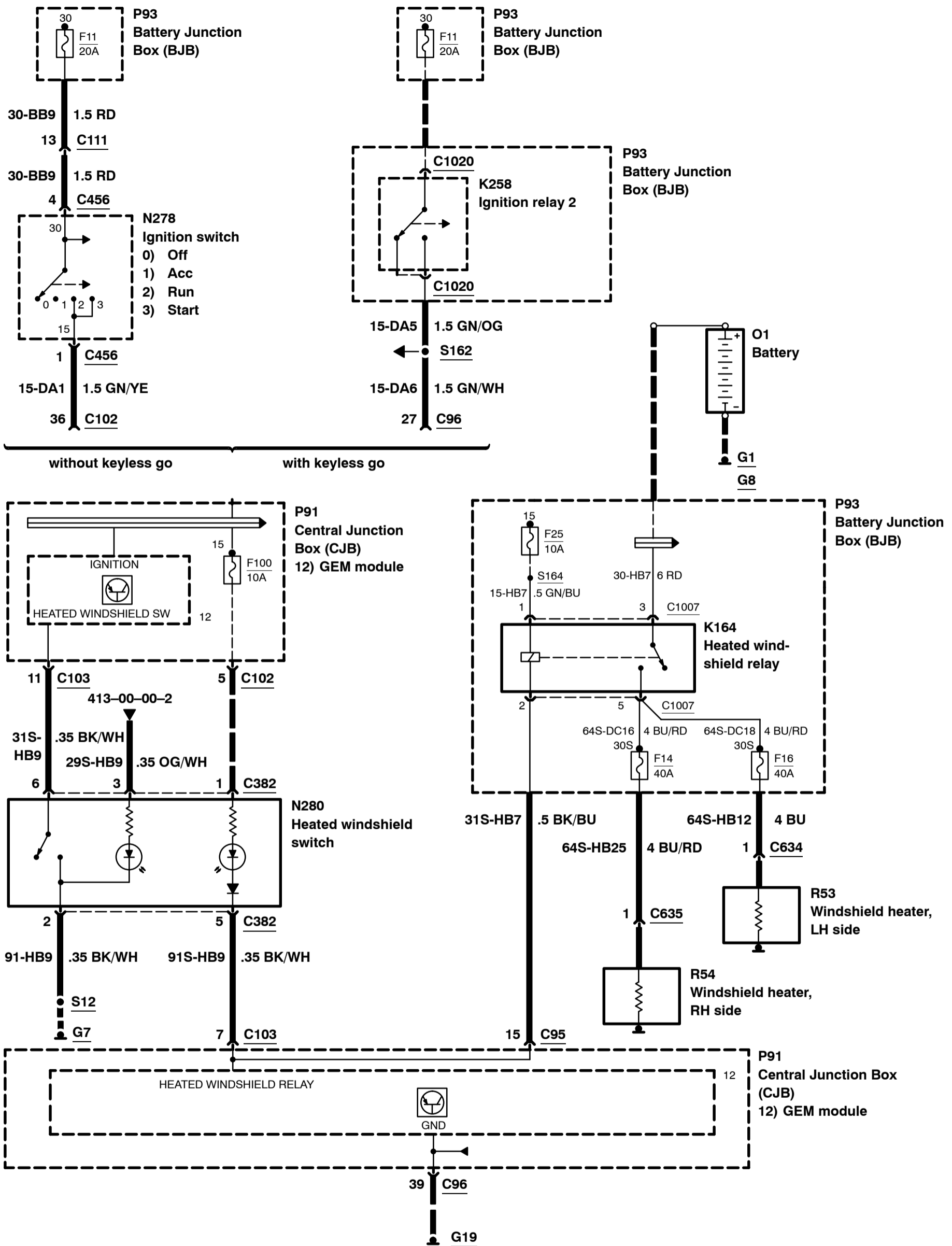


Glass, Frames and Mechanisms – except Coupé–Cabriolet, RHD, with global closing

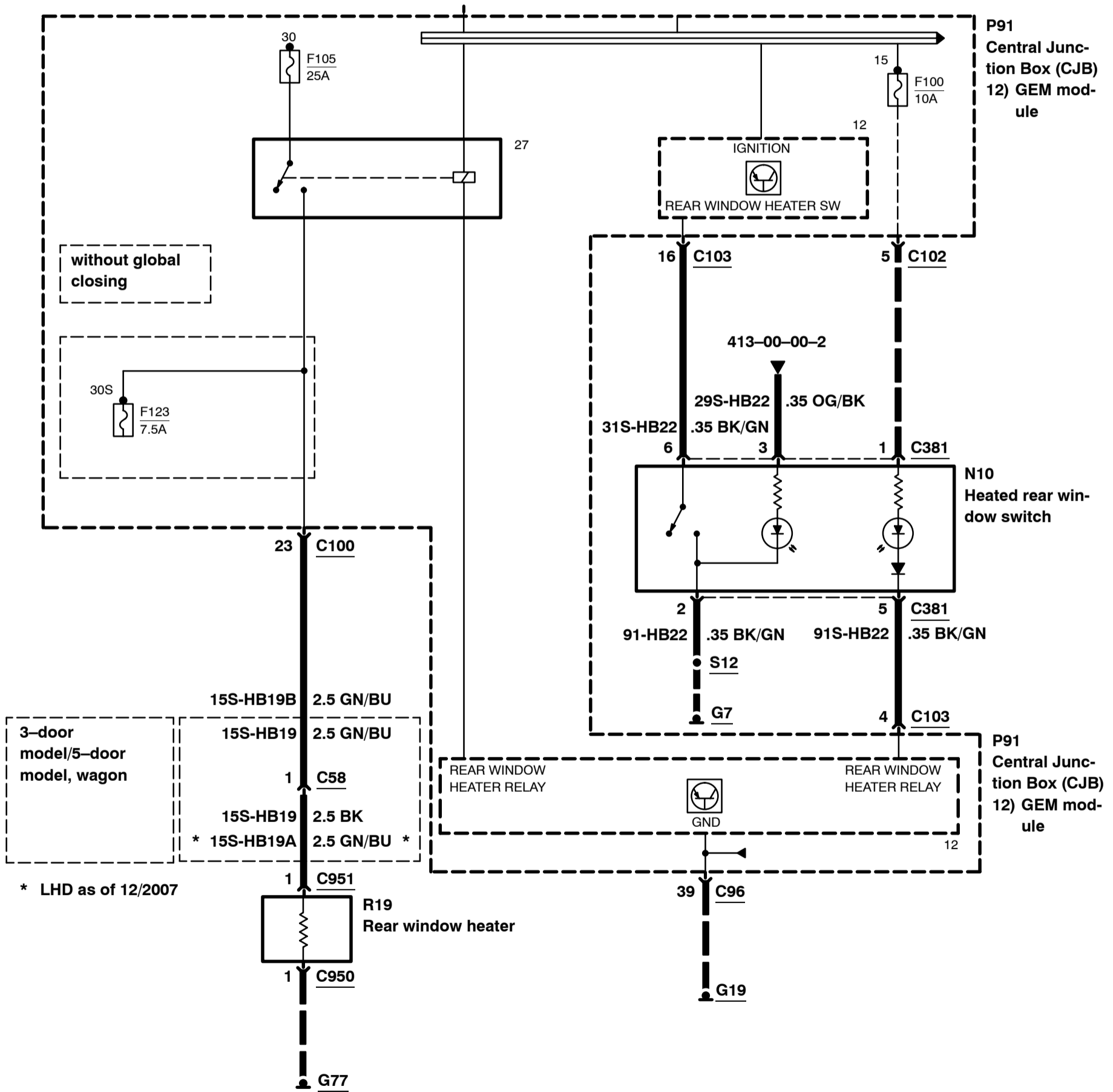
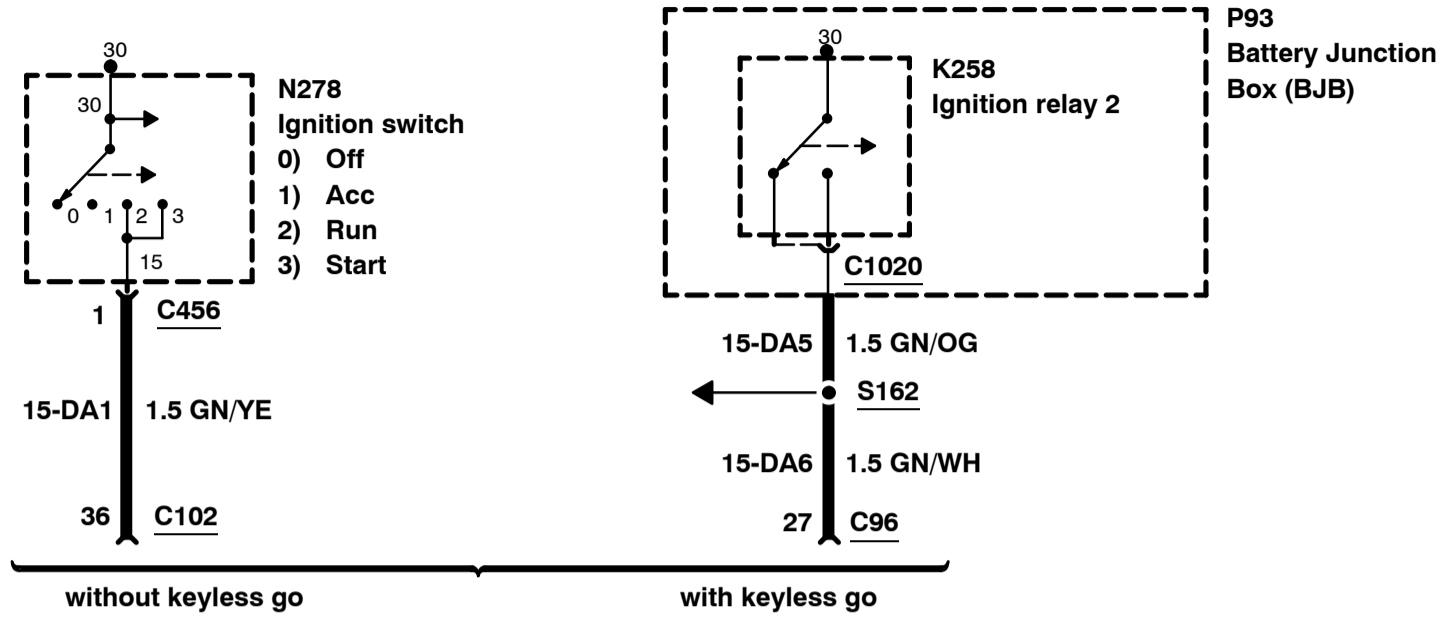


Glass, Frames and Mechanisms – except Coupé–Cabriolet, Heated windshield

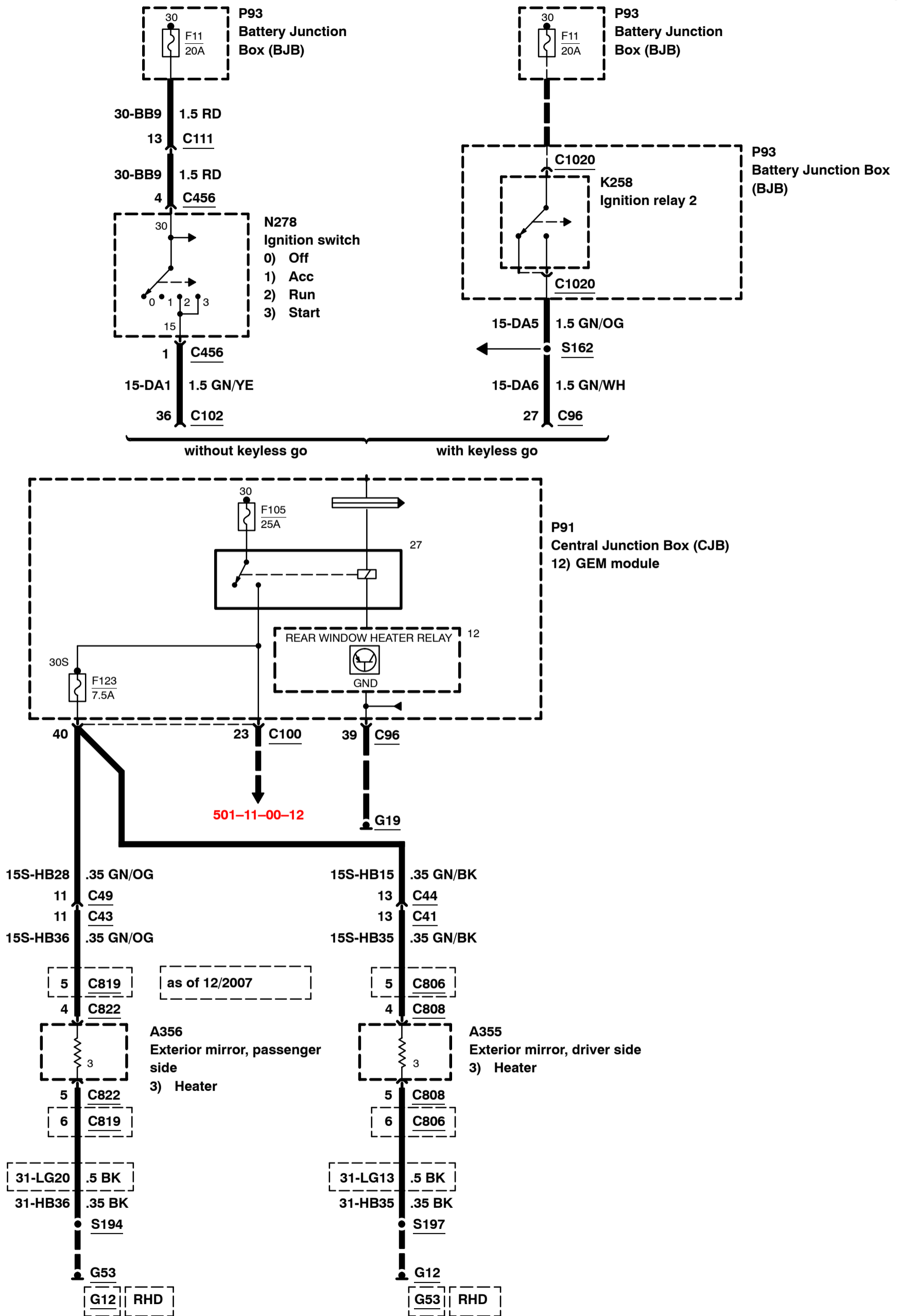
2008
501-11-00-11
2008.75
Focus



Glass, Frames and Mechanisms – except Coupé–Cabriolet, Heated rear window

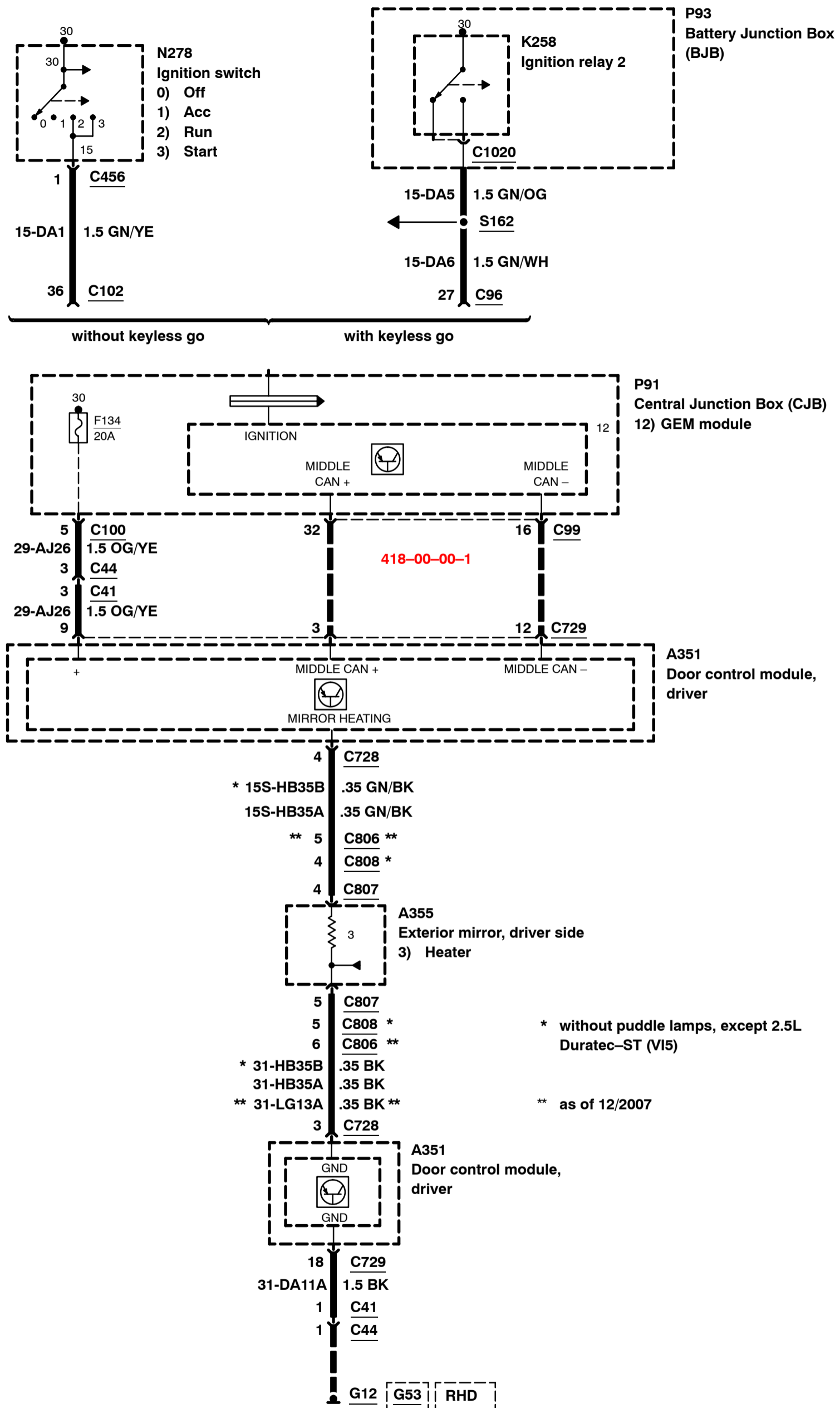


Glass, Frames and Mechanisms – except Coupé–Cabriolet, Heated power mirrors, without global closing



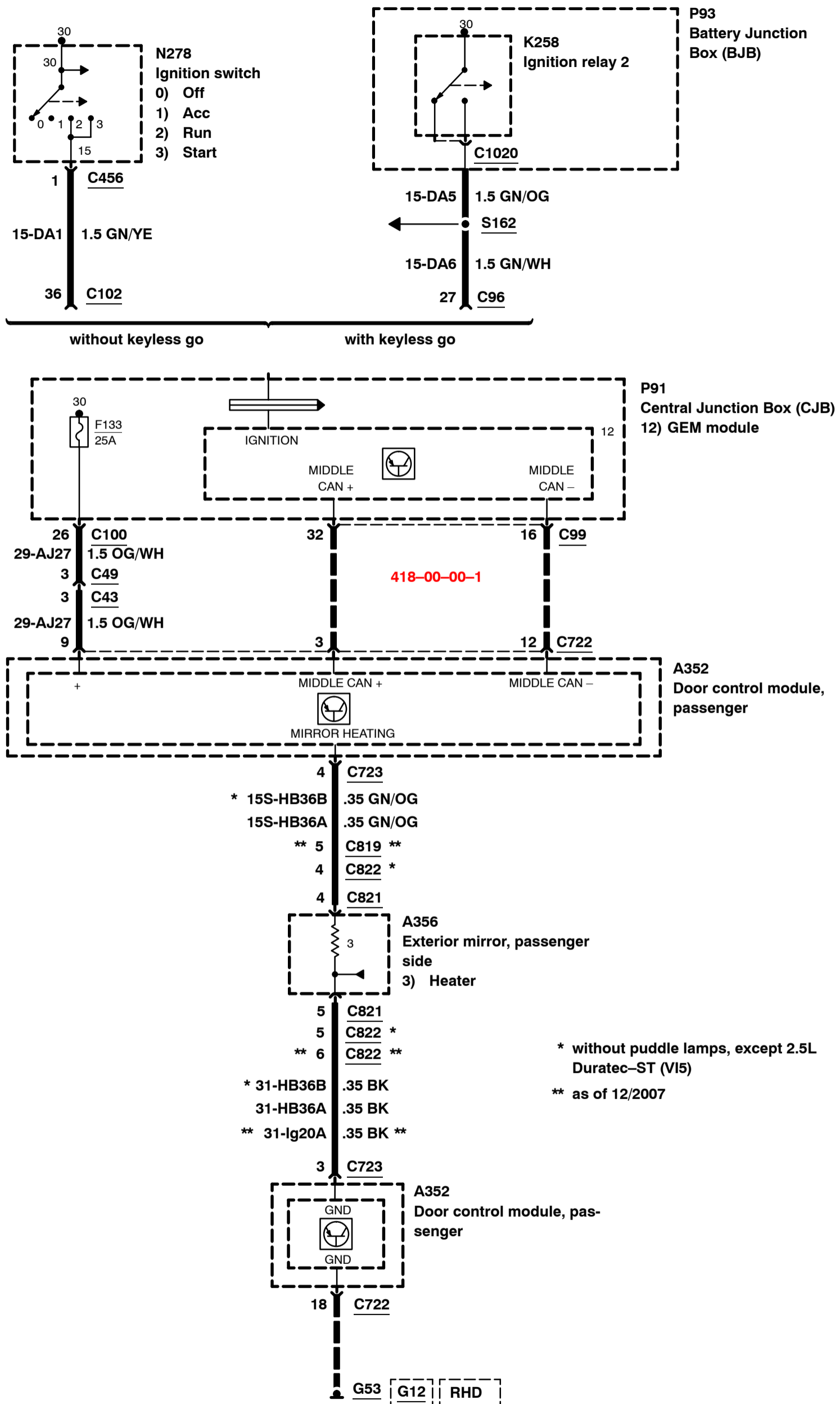
Glass, Frames and Mechanisms – except Coupé–Cabriolet, Heated power mirrors, with global closing

2008
501-11-00-14
2008.75
Focus



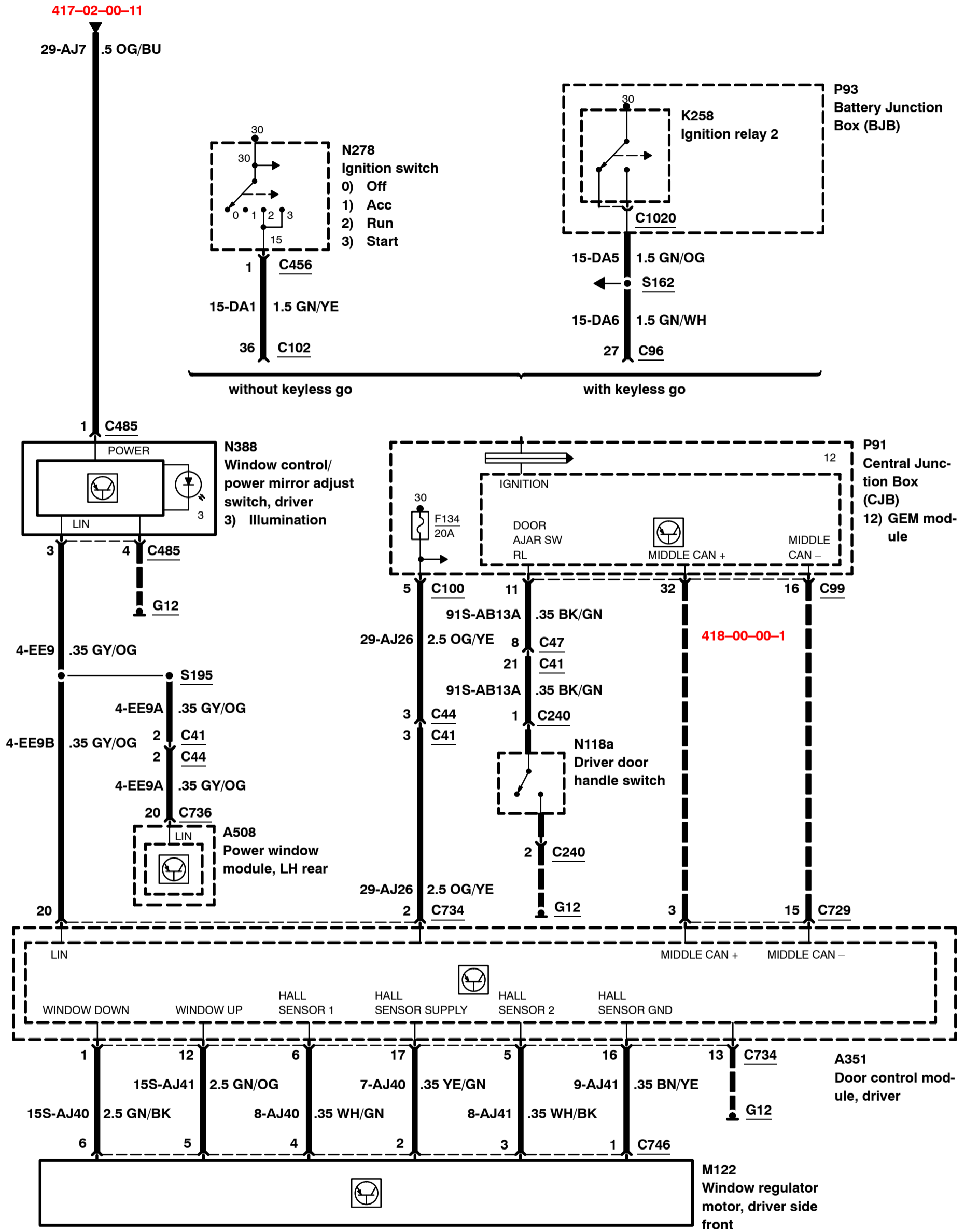
Glass, Frames and Mechanisms – except Coupé–Cabriolet, Heated power mirrors, with global closing

2008
501-11-00-15
2008.75
Focus



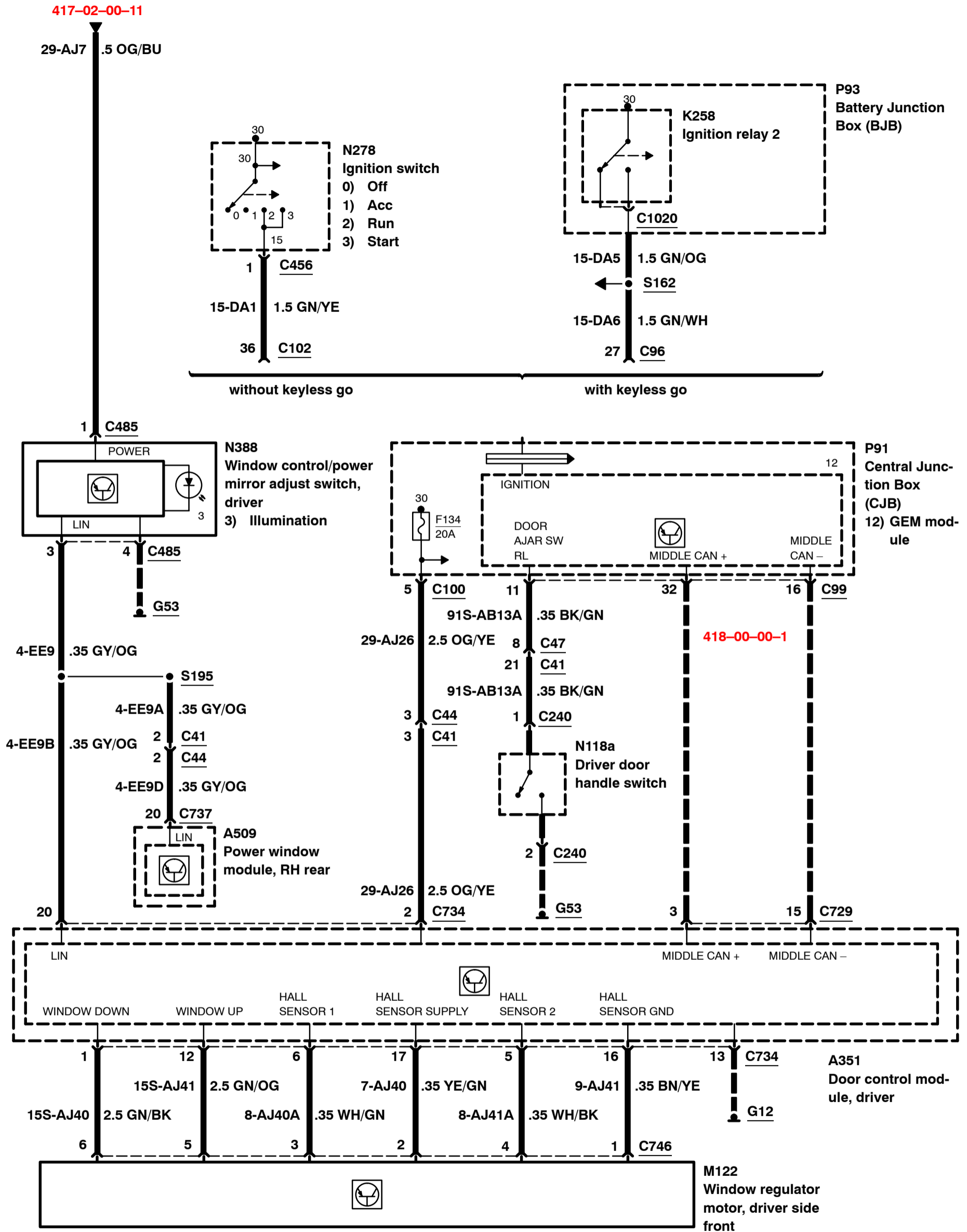
Glass, Frames and Mechanisms – Coupé–Cabriolet, LHD, Power windows

2008
501-11-00-16
2008.75
Focus



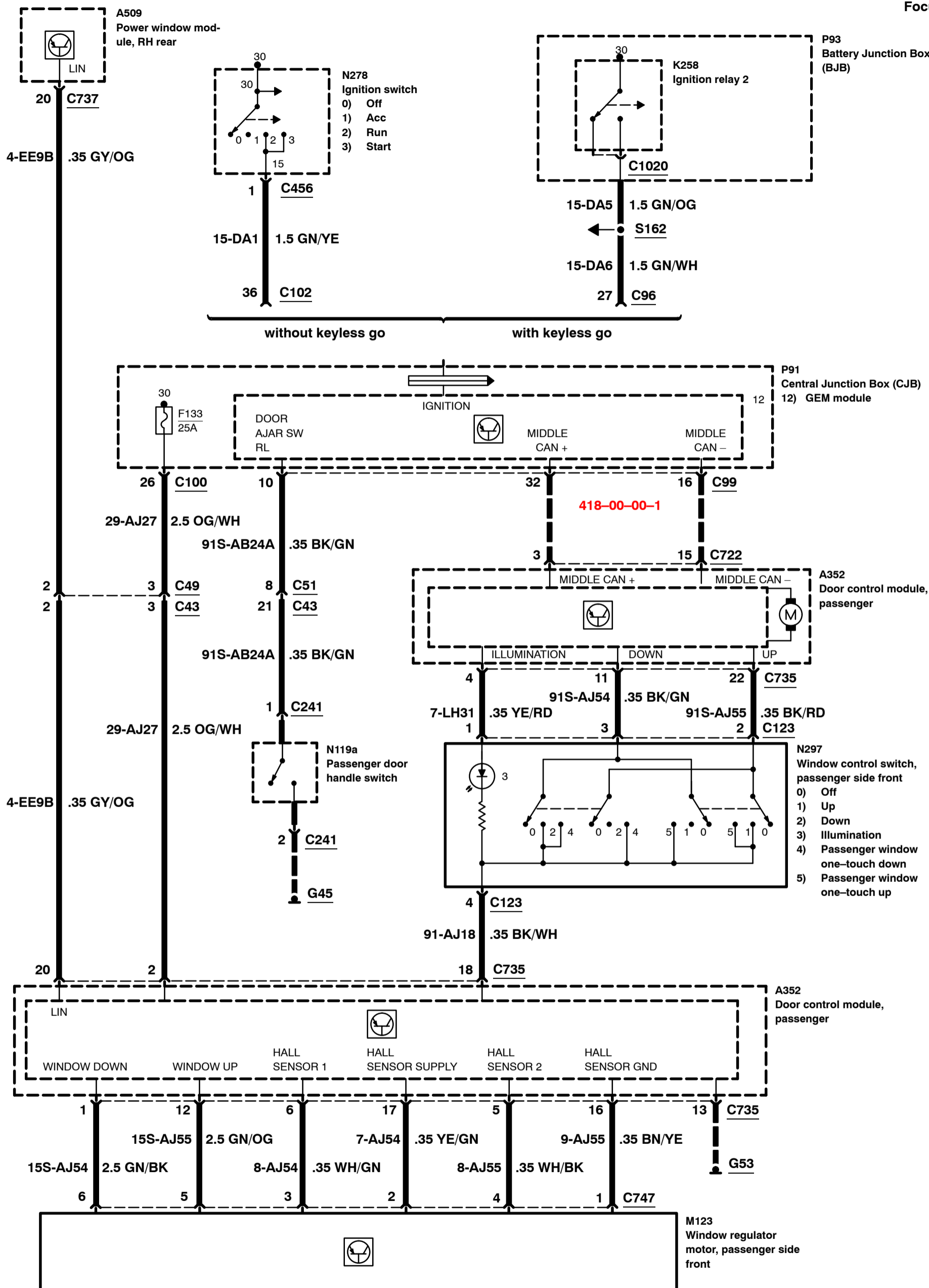
Glass, Frames and Mechanisms – Coupé–Cabriolet, RHD, Power windows

2008
501-11-00-17
2008.75
Focus



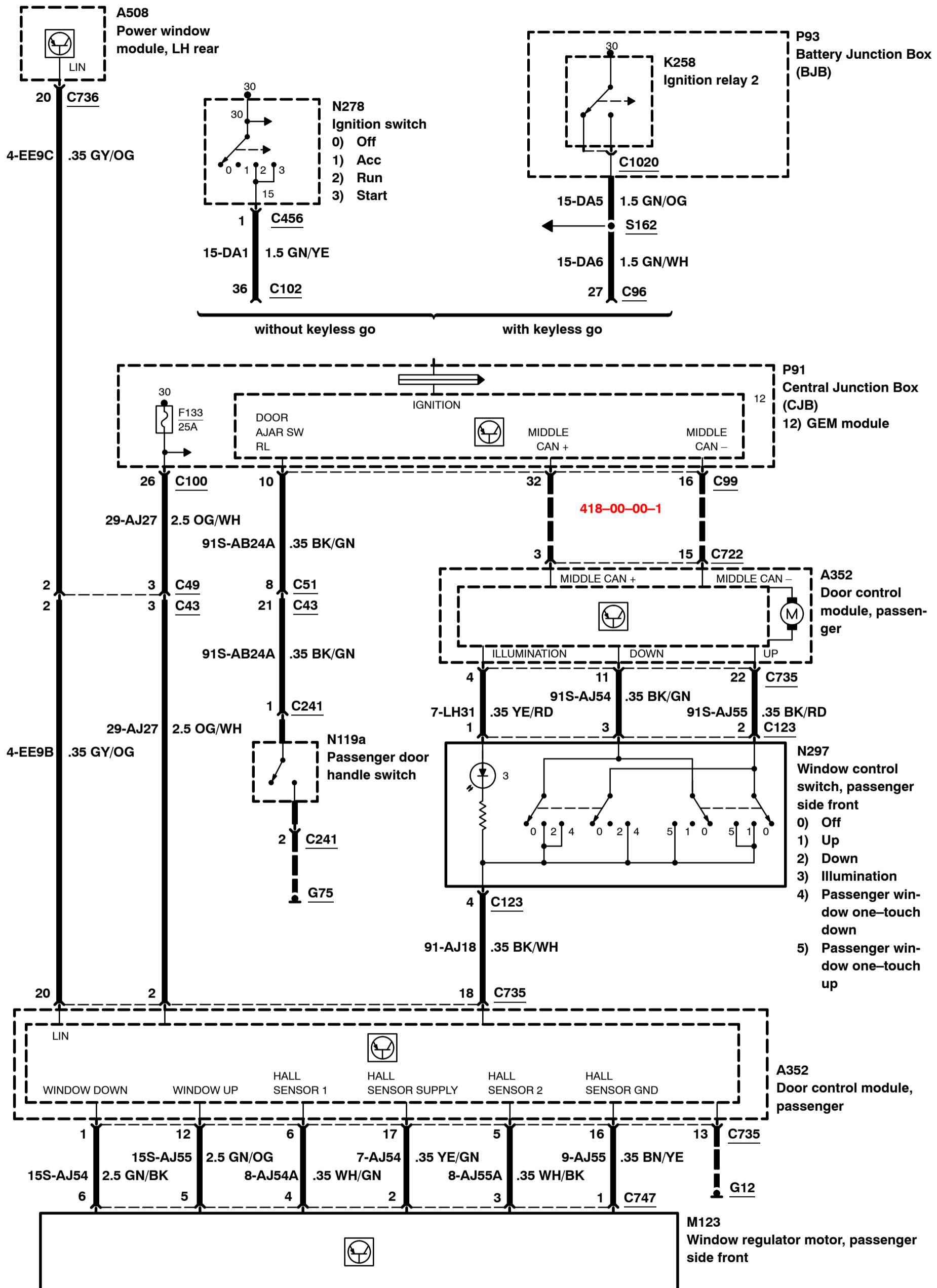
Glass, Frames and Mechanisms – Coupé–Cabriolet, LHD, Power windows

2008
501-11-00-18
2008.75
Focus



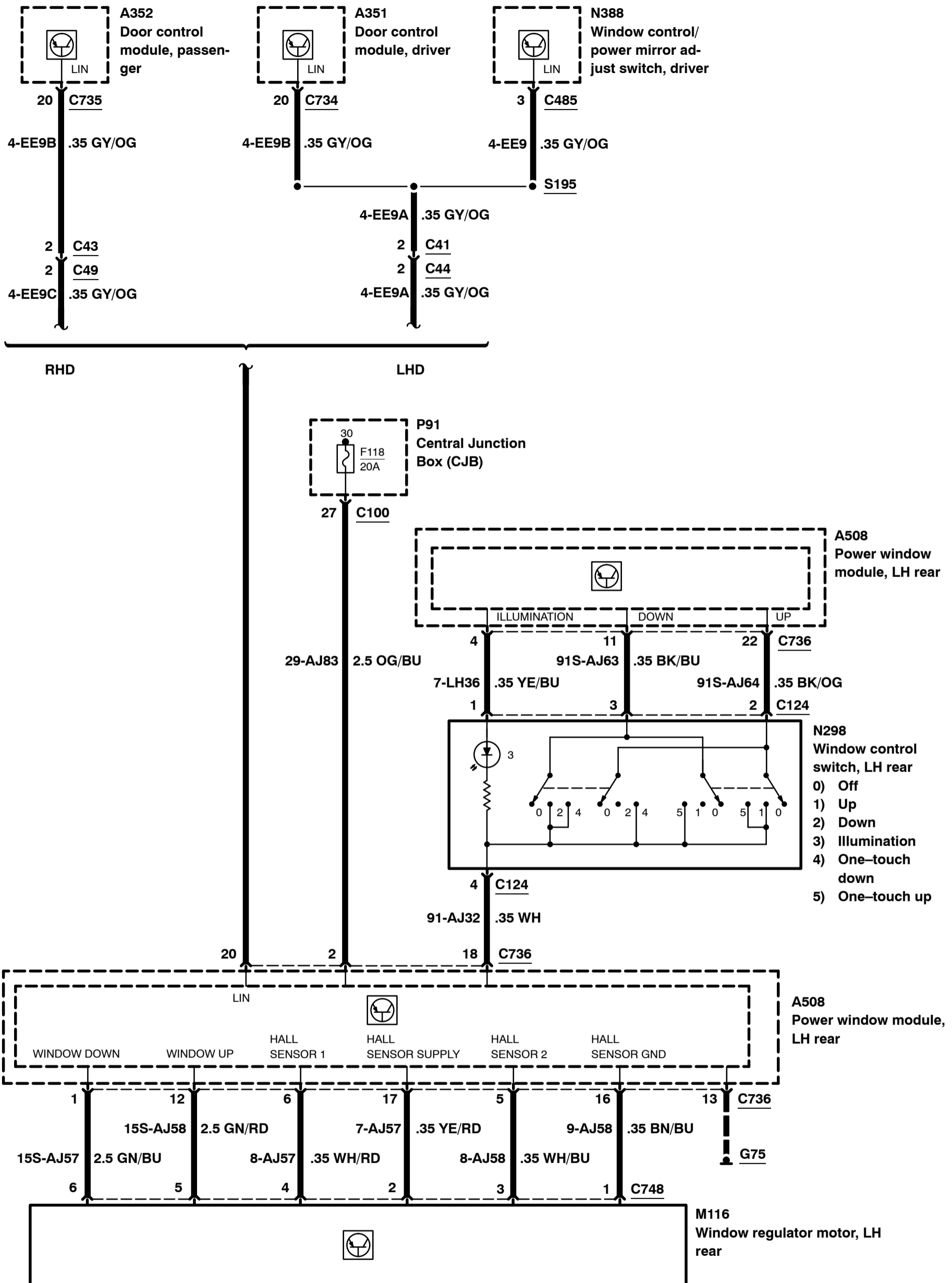
Glass, Frames and Mechanisms – Coupé–Cabriolet, RHD, Power windows

2008
501-11-00-19
2008.75
Focus



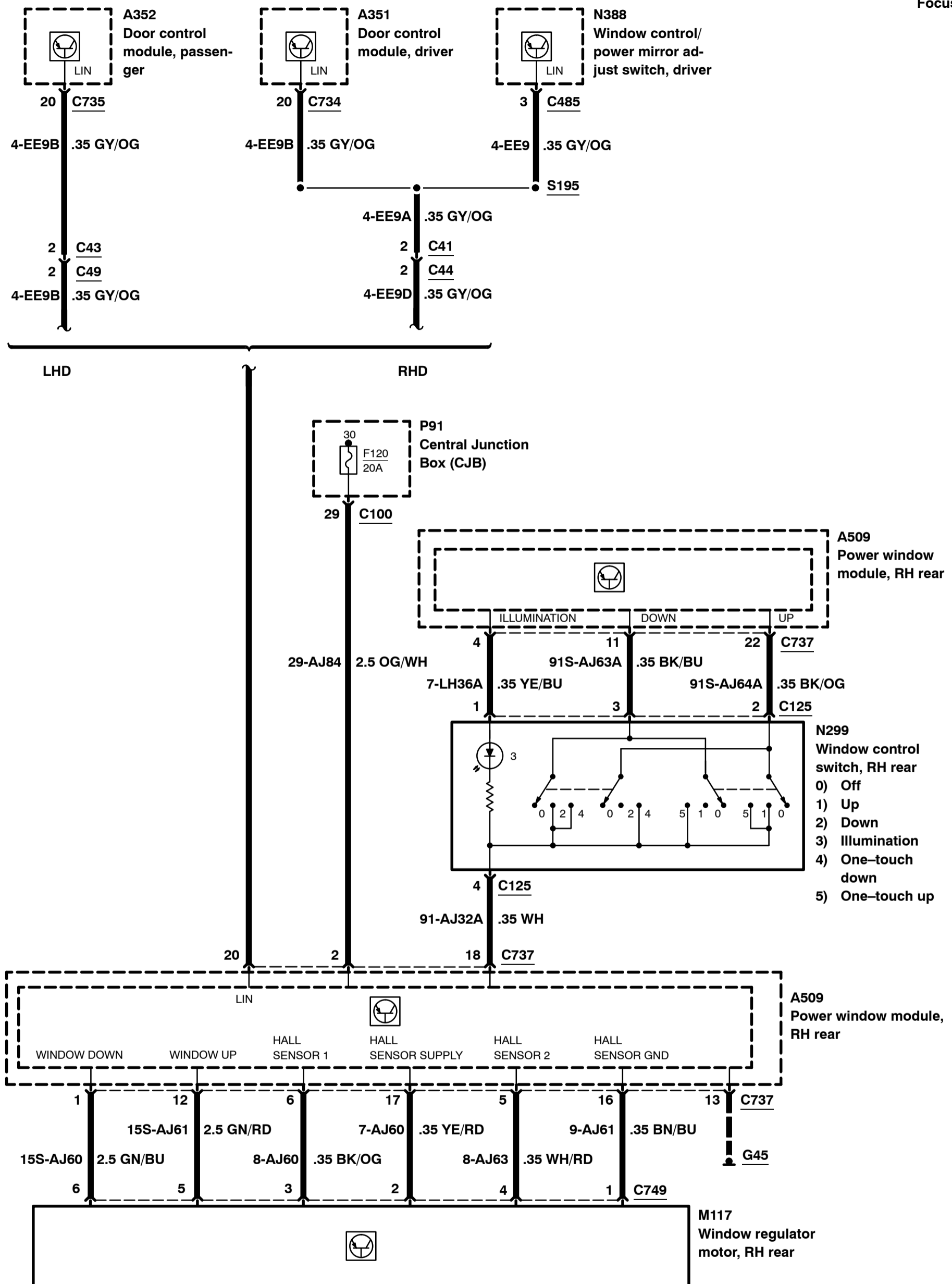
Glass, Frames and Mechanisms – Coupé–Cabriolet, Power windows

2008
501-11-00-20
2008.75
Focus



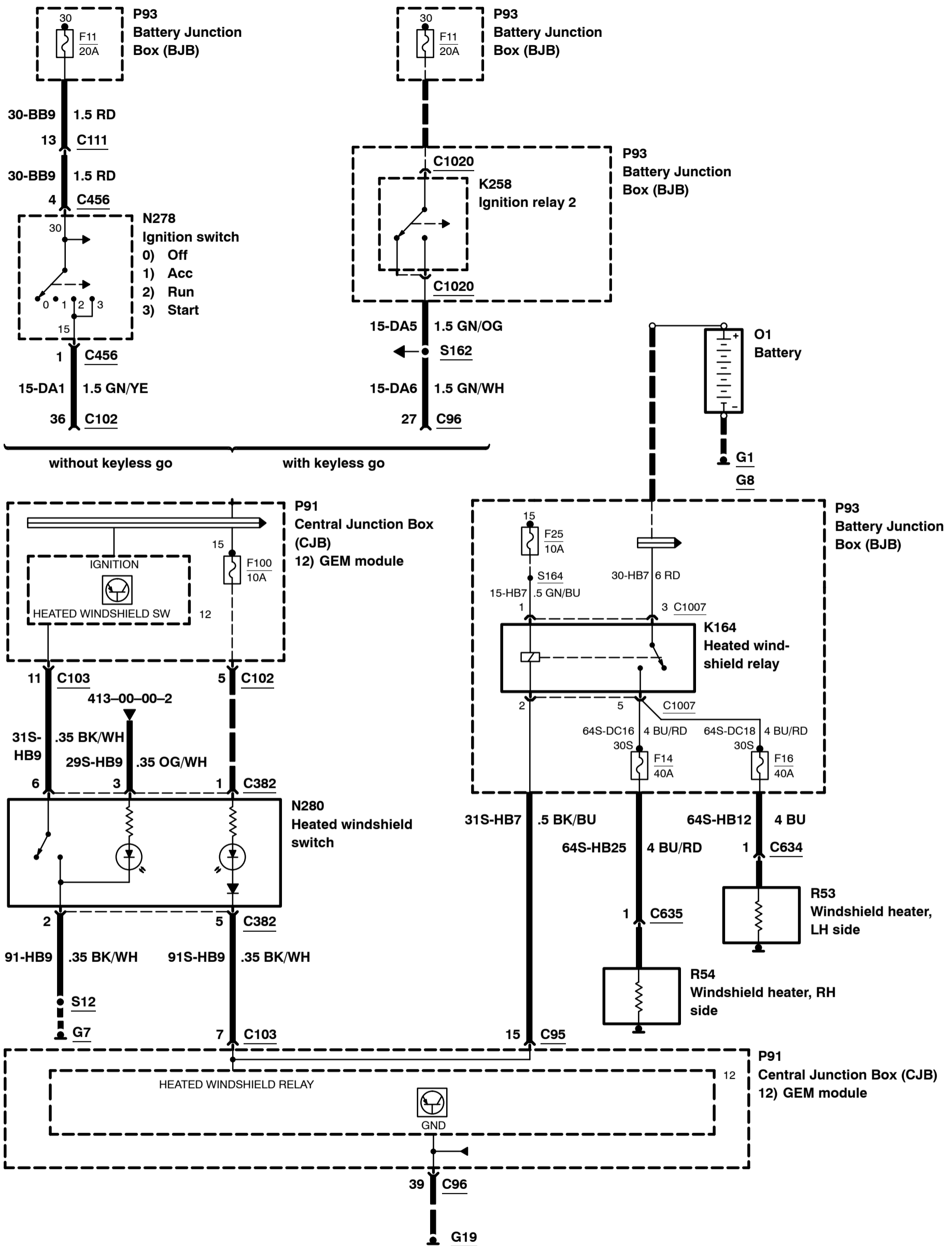
Glass, Frames and Mechanisms – Coupé–Cabriolet, Power windows

2008
501-11-00-21
2008.75
Focus



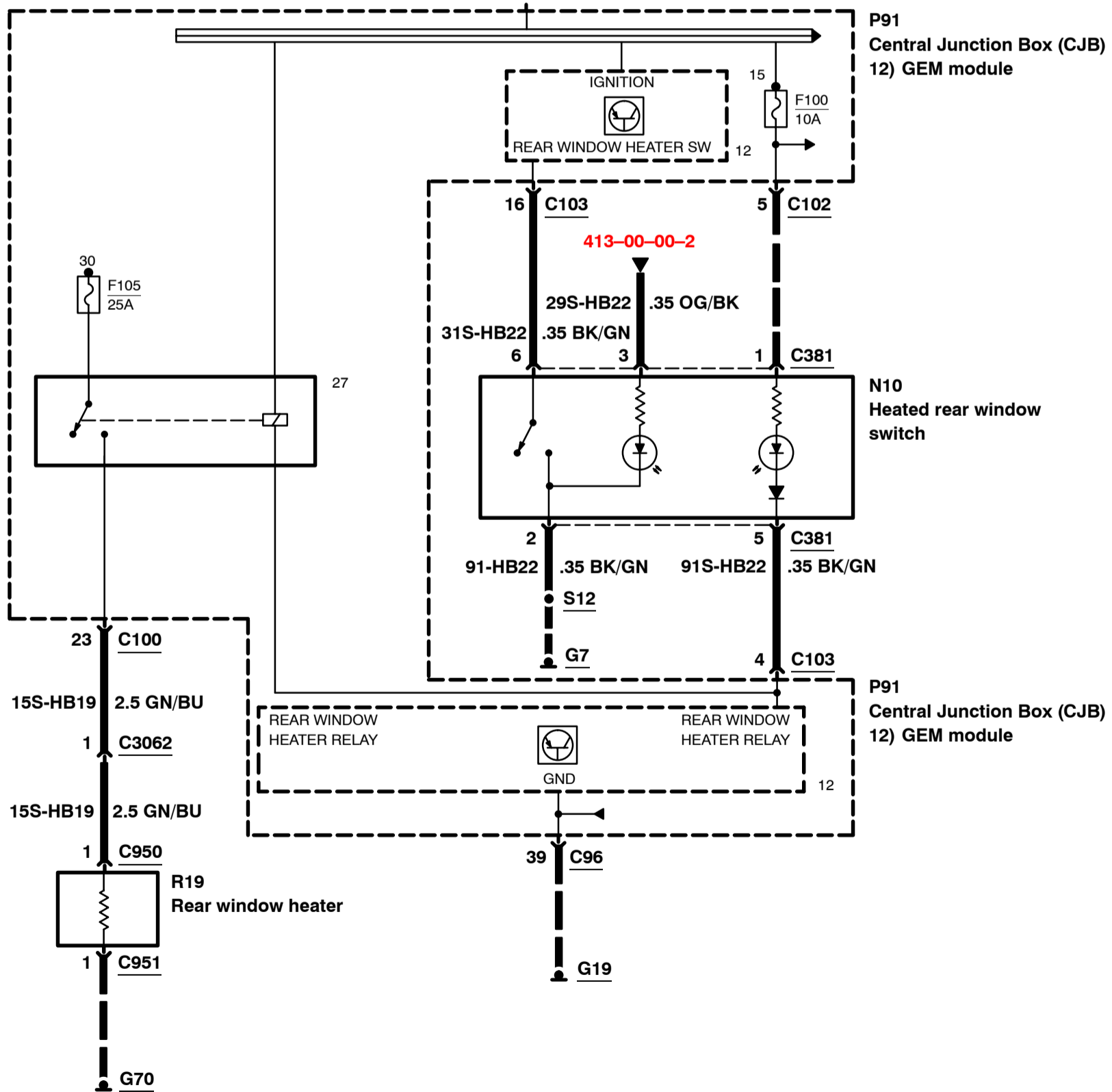
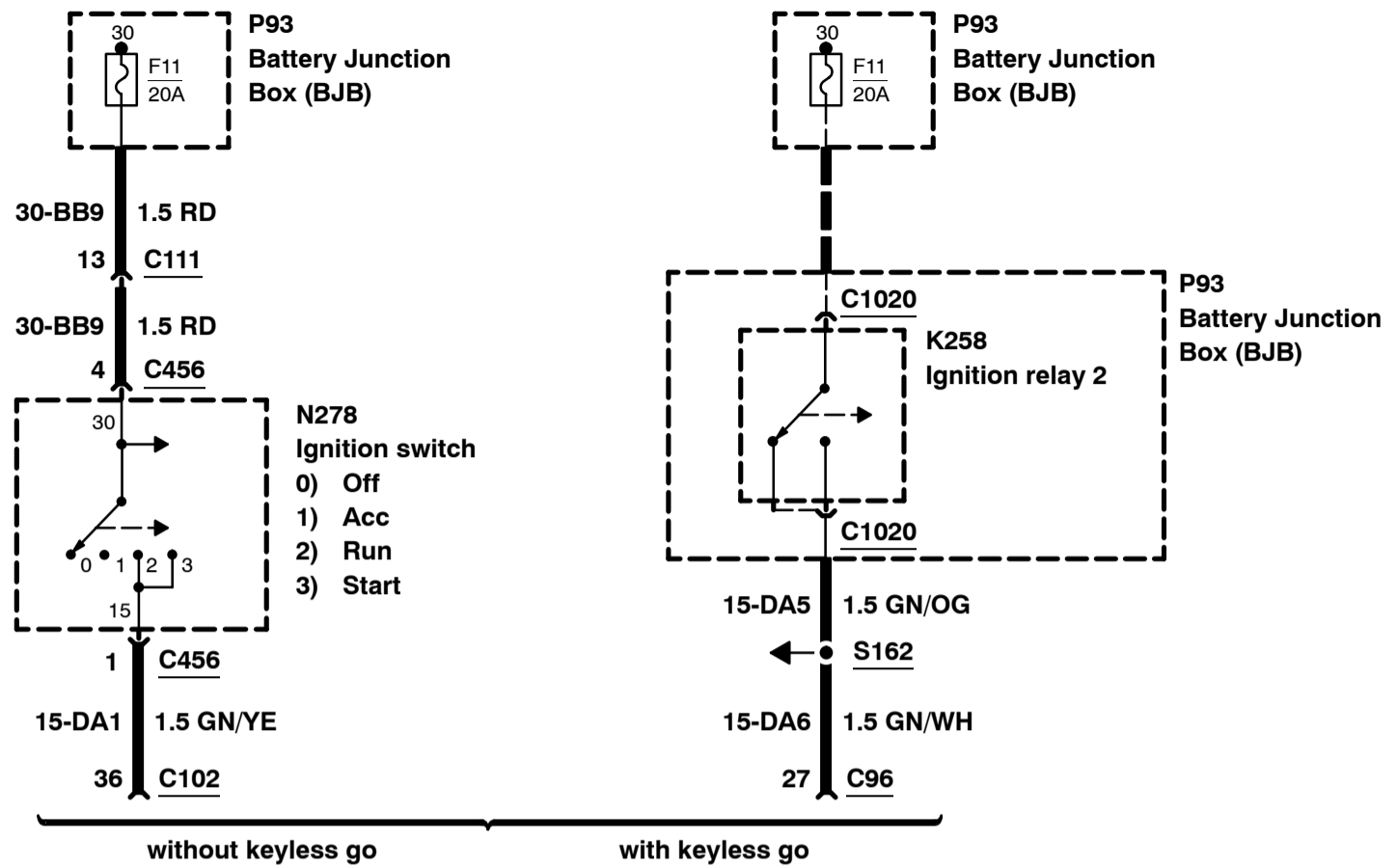
Glass, Frames and Mechanisms – Coupé–Cabriolet, Heated windshield

2008
501-11-00-22
2008.75
Focus



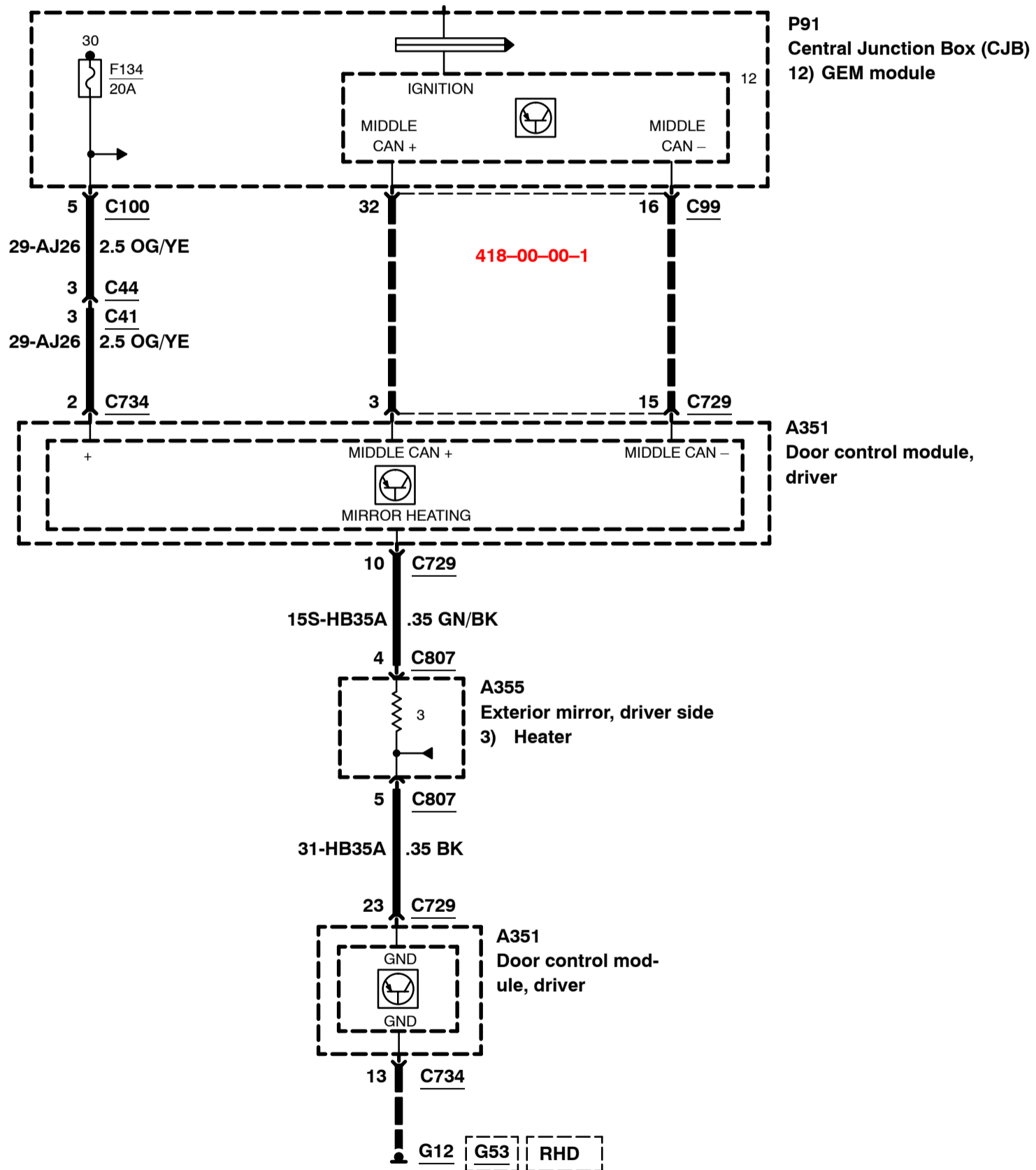
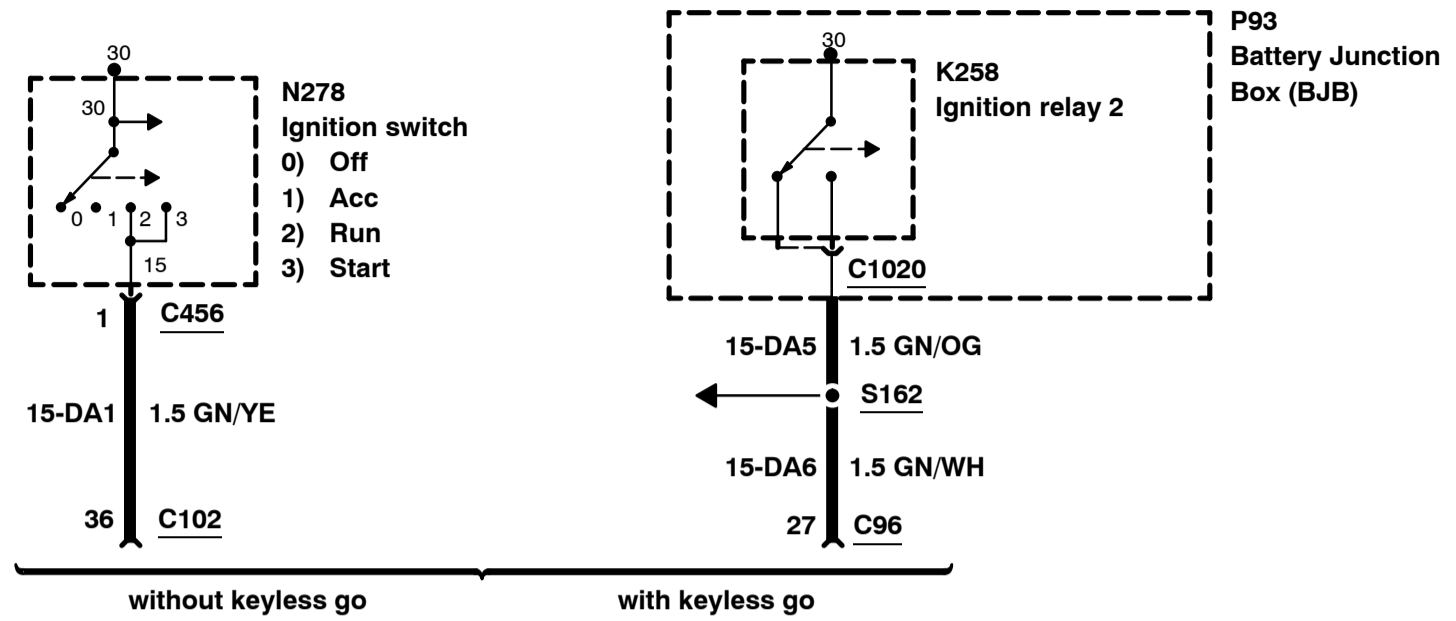
Glass, Frames and Mechanisms – Coupé–Cabriolet, Heated rear window

2008
501-11-00-23
2008.75
Focus



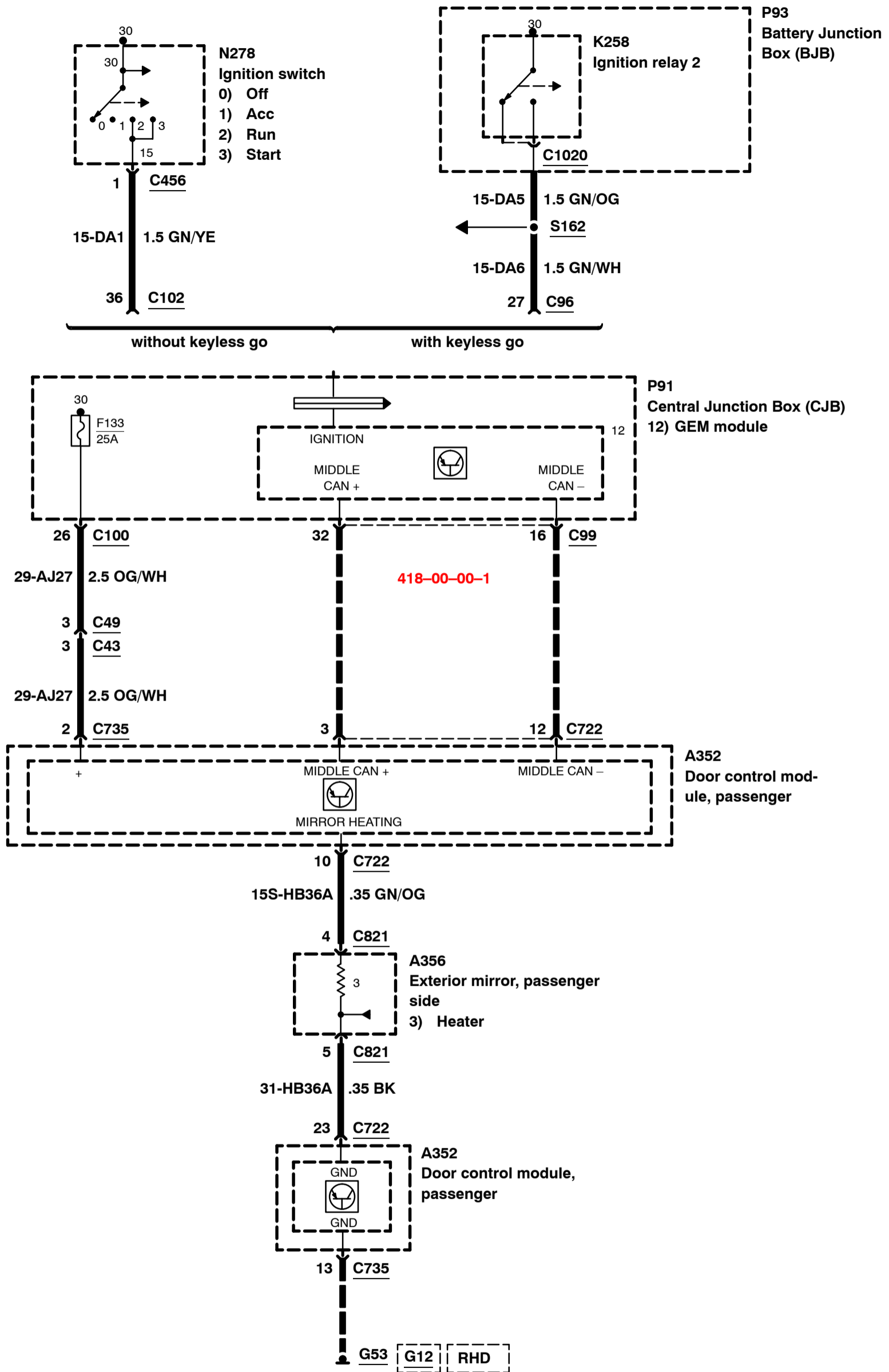
Glass, Frames and Mechanisms – Coupé–Cabriolet, Heated power mirrors

2008
501-11-00-24
2008.75
Focus

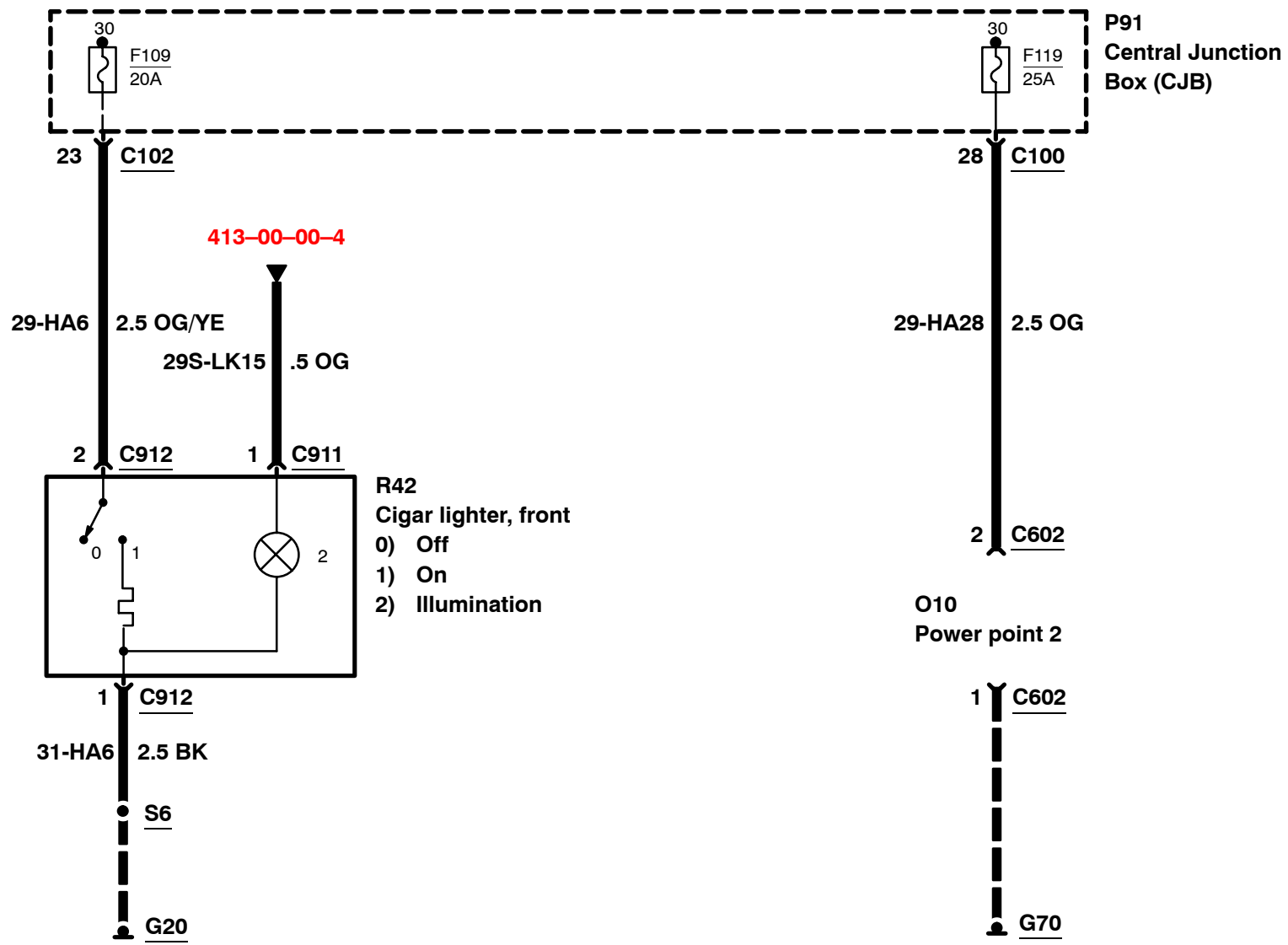


Glass, Frames and Mechanisms – Coupé–Cabriolet, Heated power mirrors

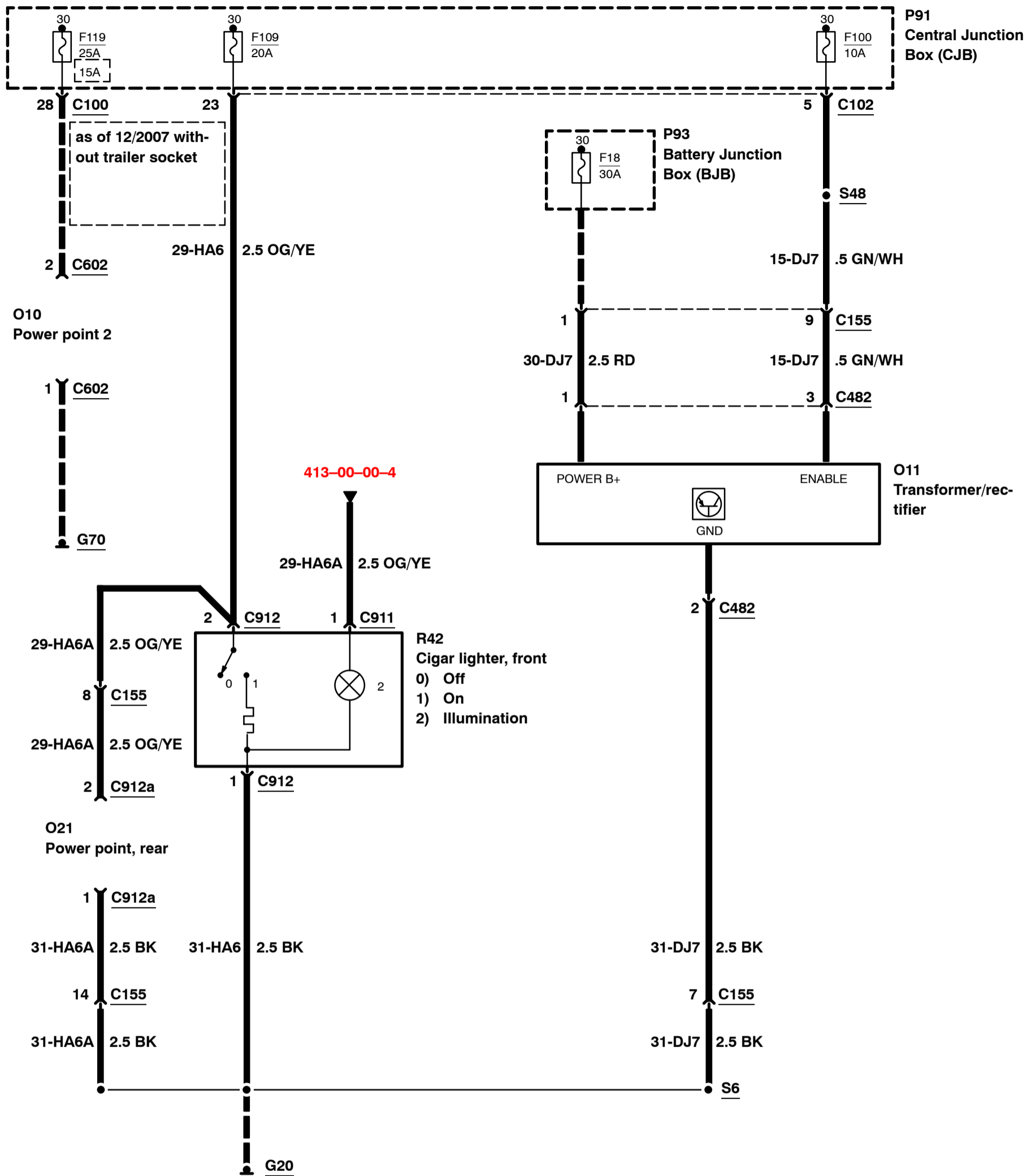
2008
501-11-00-25
2008.75
Focus



Instrument Panel and Console – before 12/2007

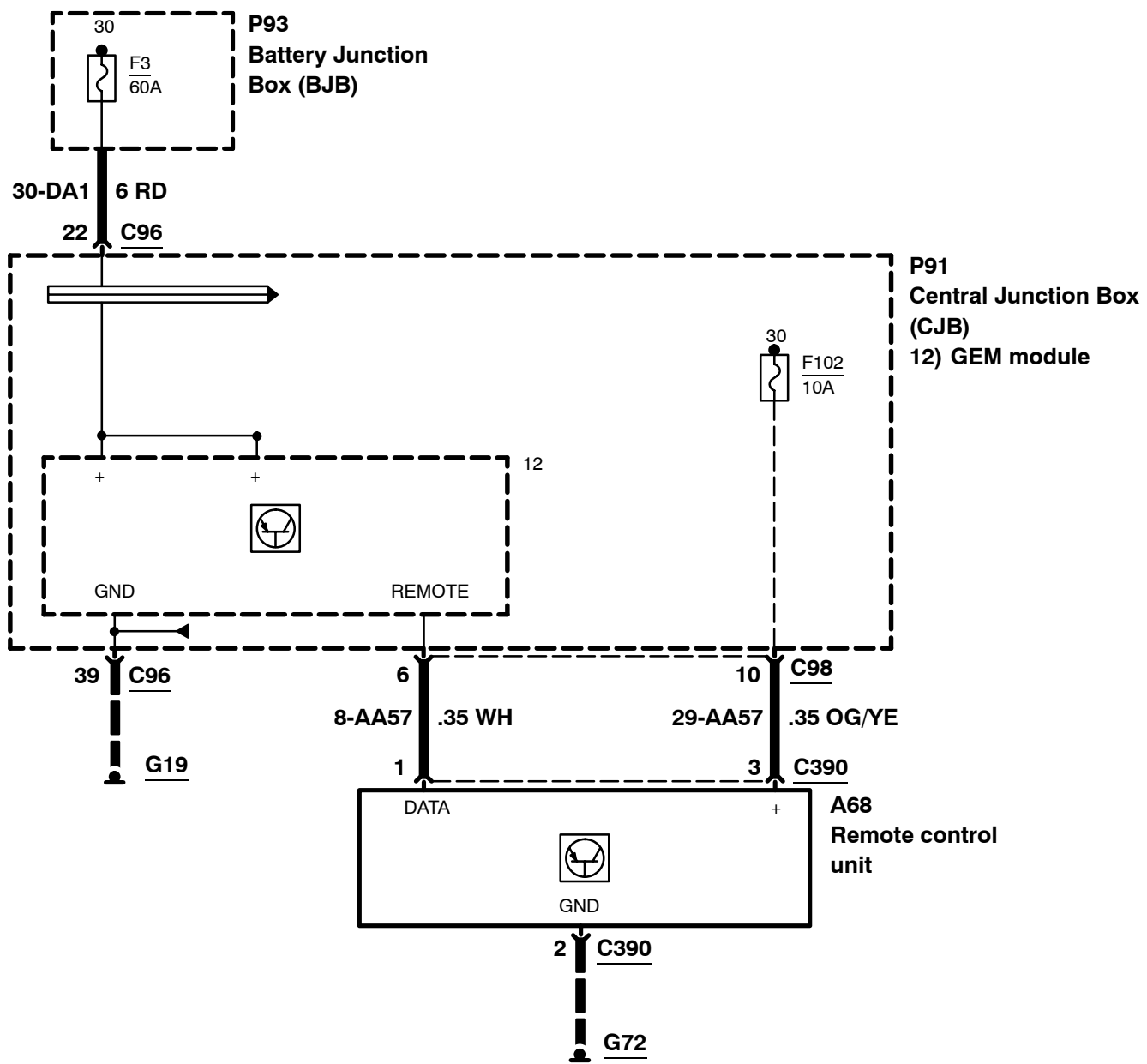


Instrument Panel and Console – as of 12/2007

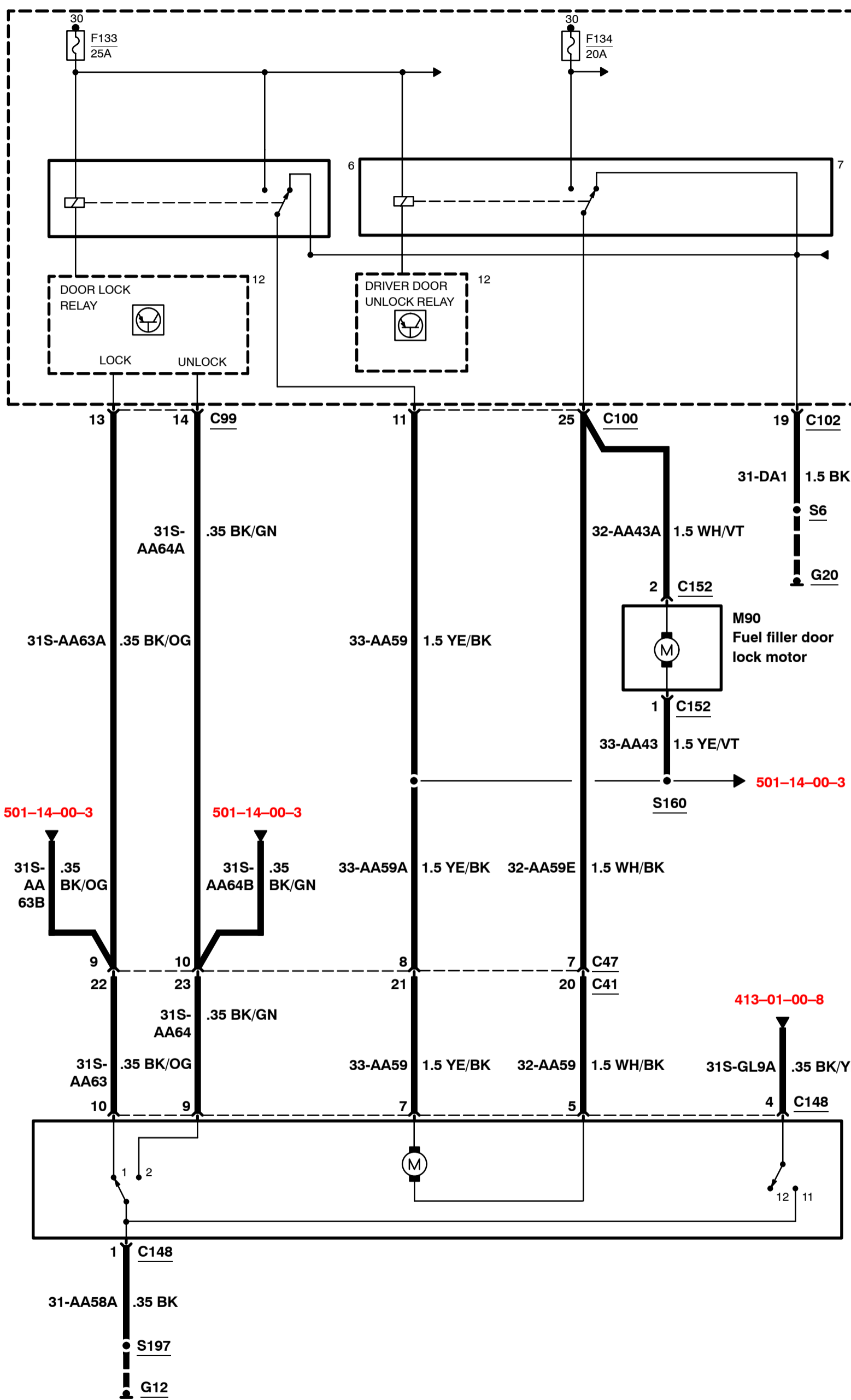


2008
501-14-00-1
2008.75
Focus

Handles, Locks, Latches and Entry Systems – except Coupé–Cabriolet, LHD, with central locking, without global closing



Handles, Locks, Latches and Entry Systems – except Coupé–Cabriolet, LHD, with central locking, without global closing

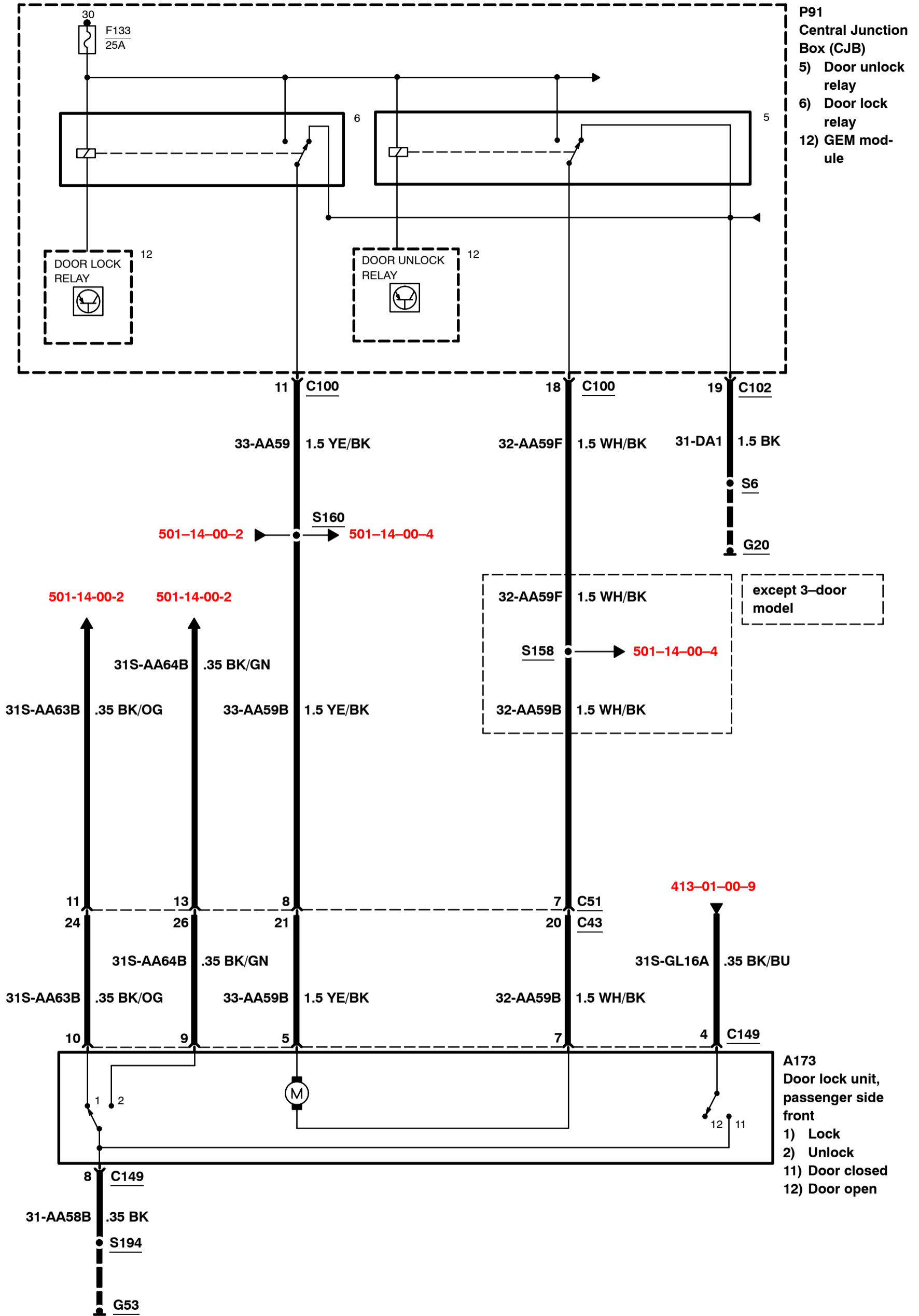


P91
Central Junction
Box (CJB)
6) Door lock relay
7) Driver door un-
lock relay
12) GEM module

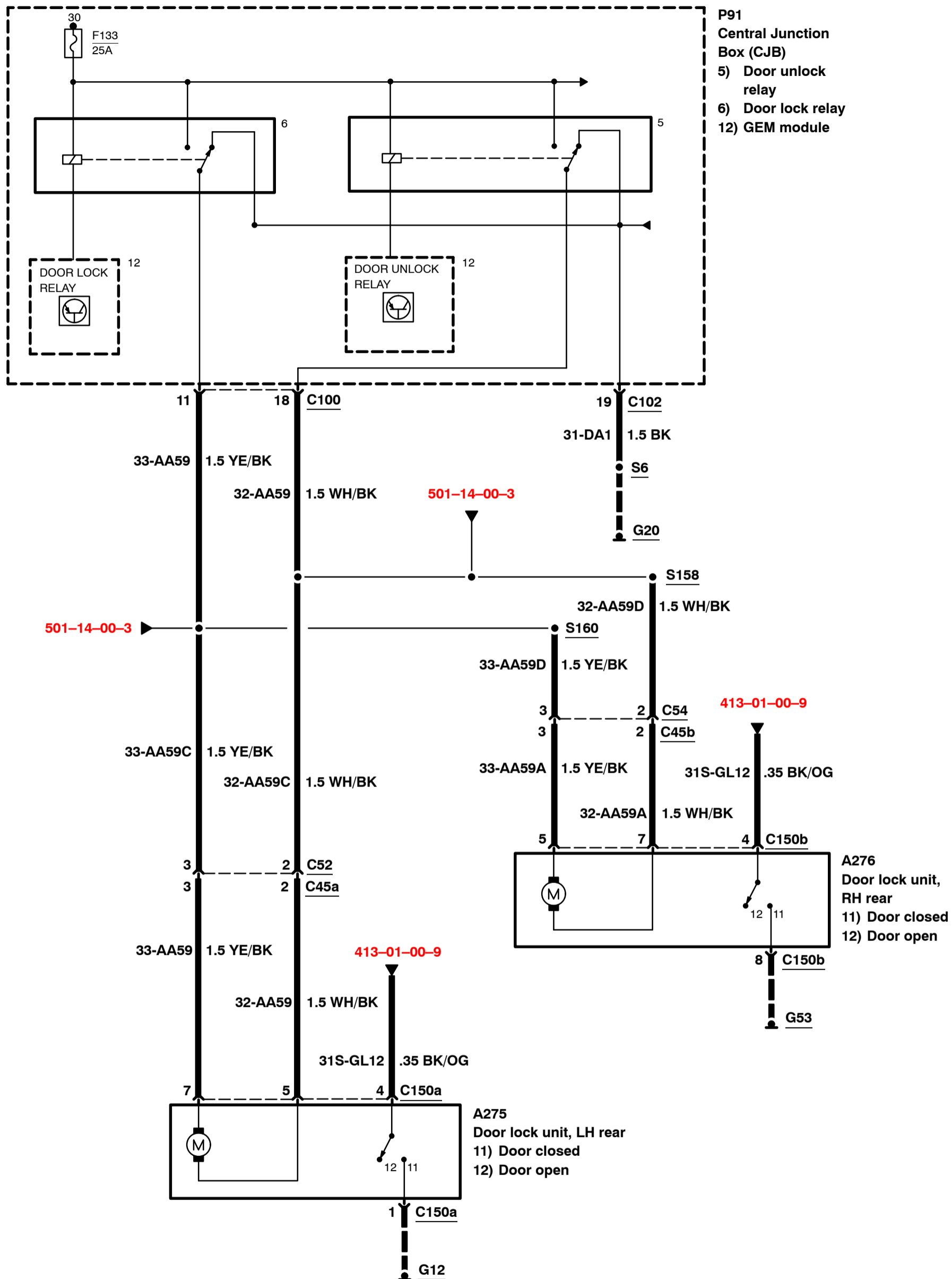
A172
Door lock unit, driver
side front
1) Lock
2) Unlock
11) Door closed
12) Door open

Handles, Locks, Latches and Entry Systems – except Coupé–Cabriolet, LHD, with central locking, without global closing

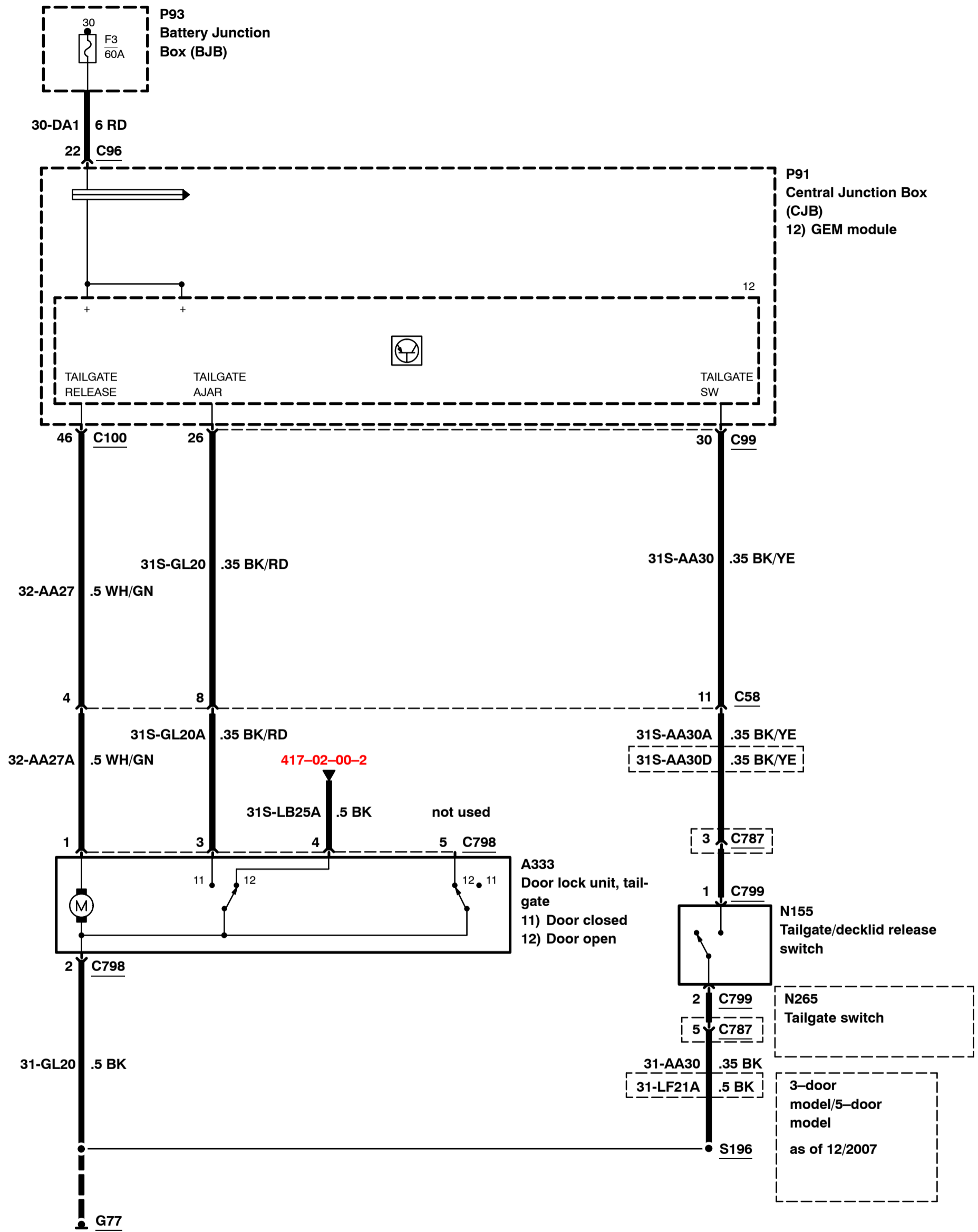
2008
501-14-00-3
2008.75
Focus



Handles, Locks, Latches and Entry Systems – except Coupé–Cabriolet, LHD, with central locking, without global closing

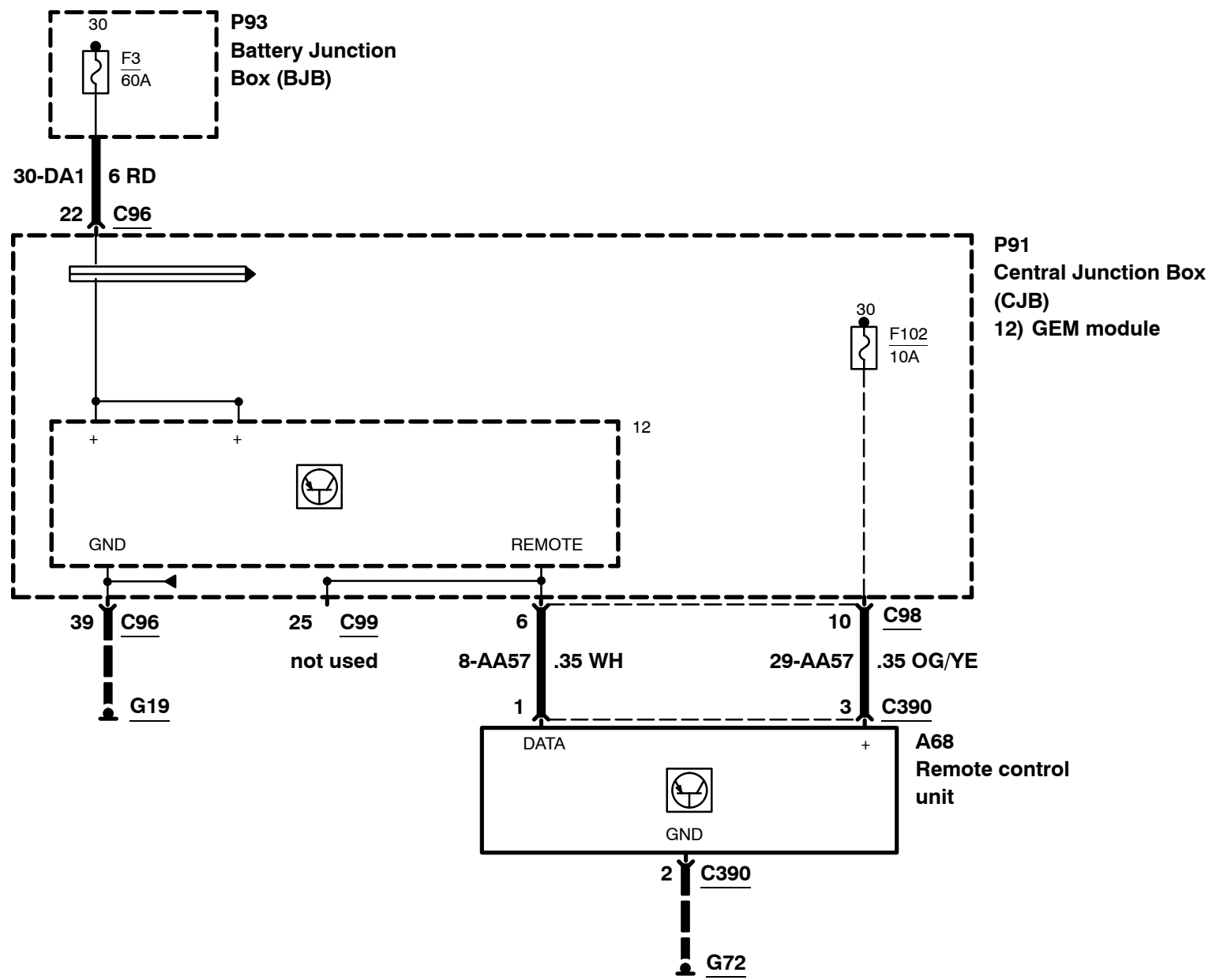


Handles, Locks, Latches and Entry Systems – except Coupé–Cabriolet, LHD, with central locking, without global closing



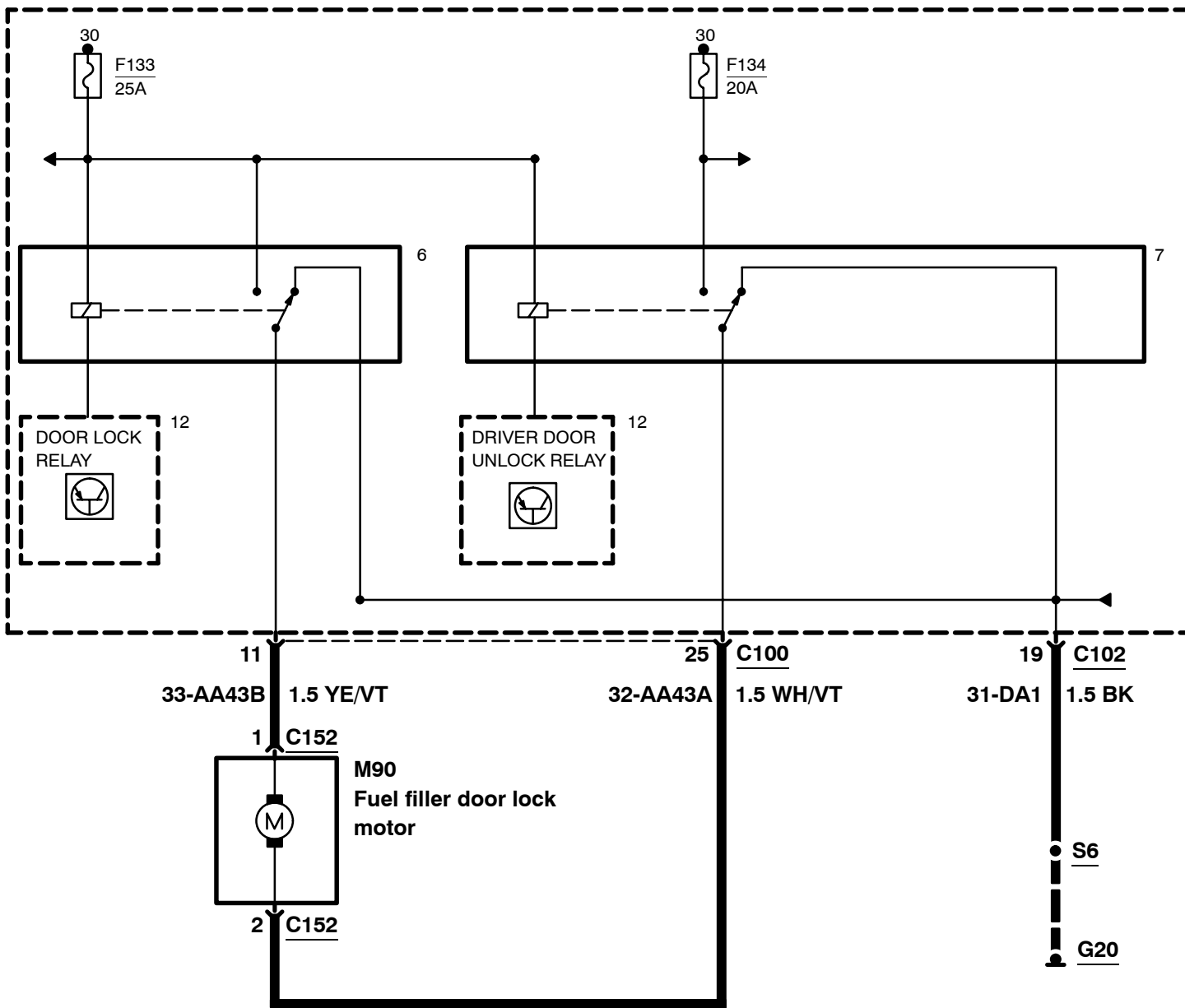
2008
501-14-00-6
2008.75
Focus

Handles, Locks, Latches and Entry Systems – except Coupé–Cabriolet, LHD, with central locking, with global closing



2008
501-14-00-7
2008.75
Focus

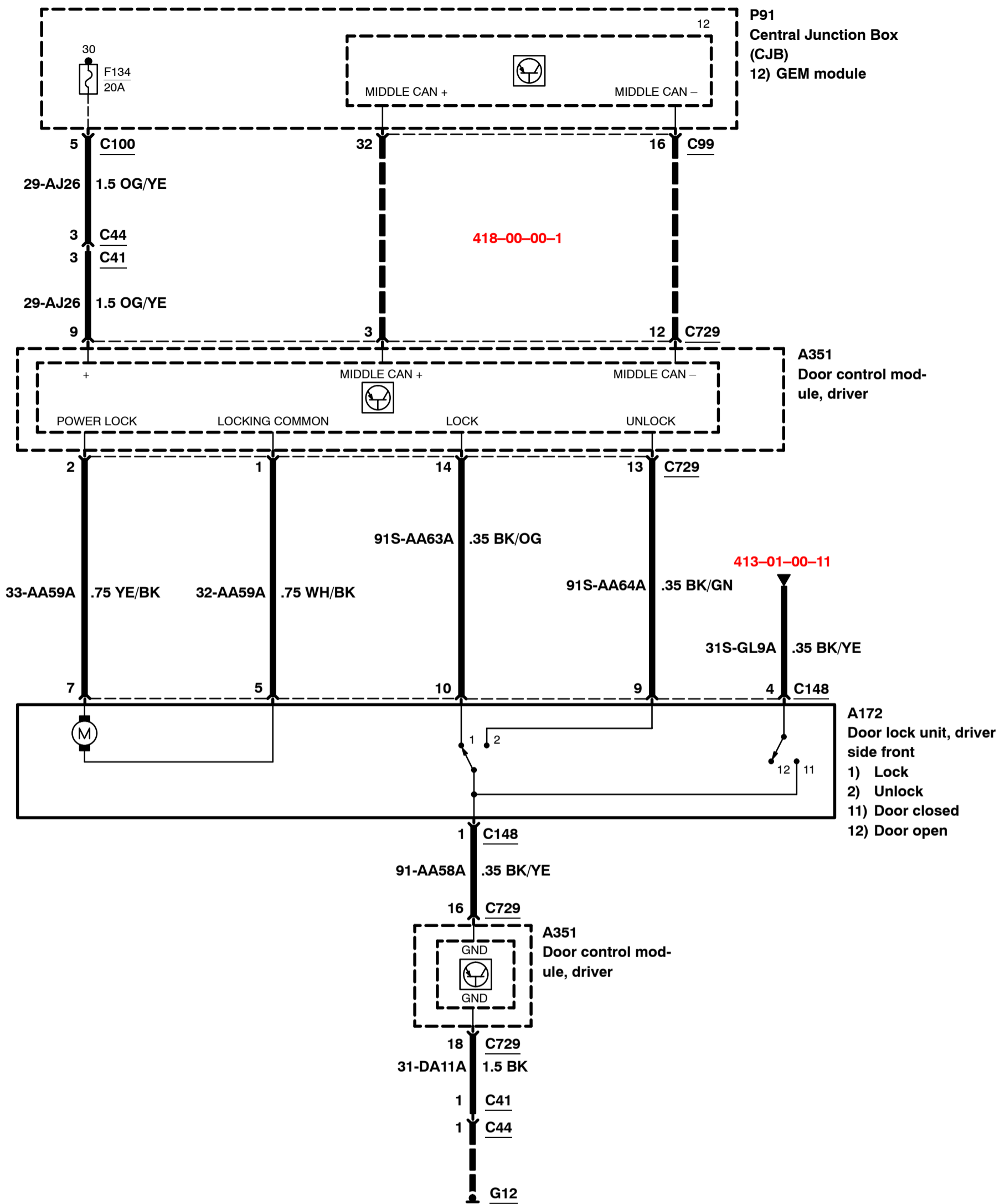
Handles, Locks, Latches and Entry Systems – except Coupé–Cabriolet, LHD, with central locking, with global closing



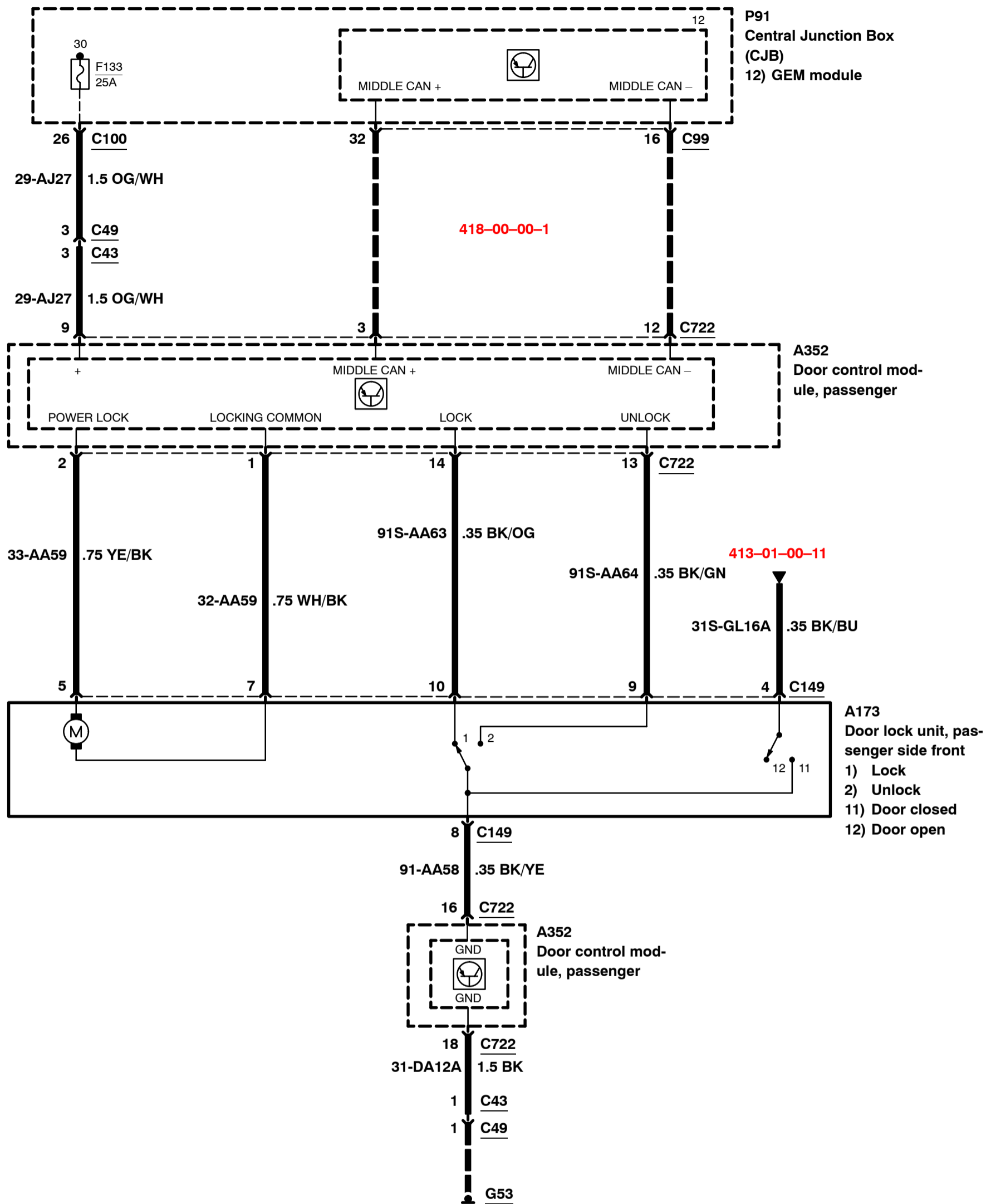
- P91 Central Junction Box (CJB)
- 6) Door lock relay
- 7) Driver door unlock relay
- 12) GEM module



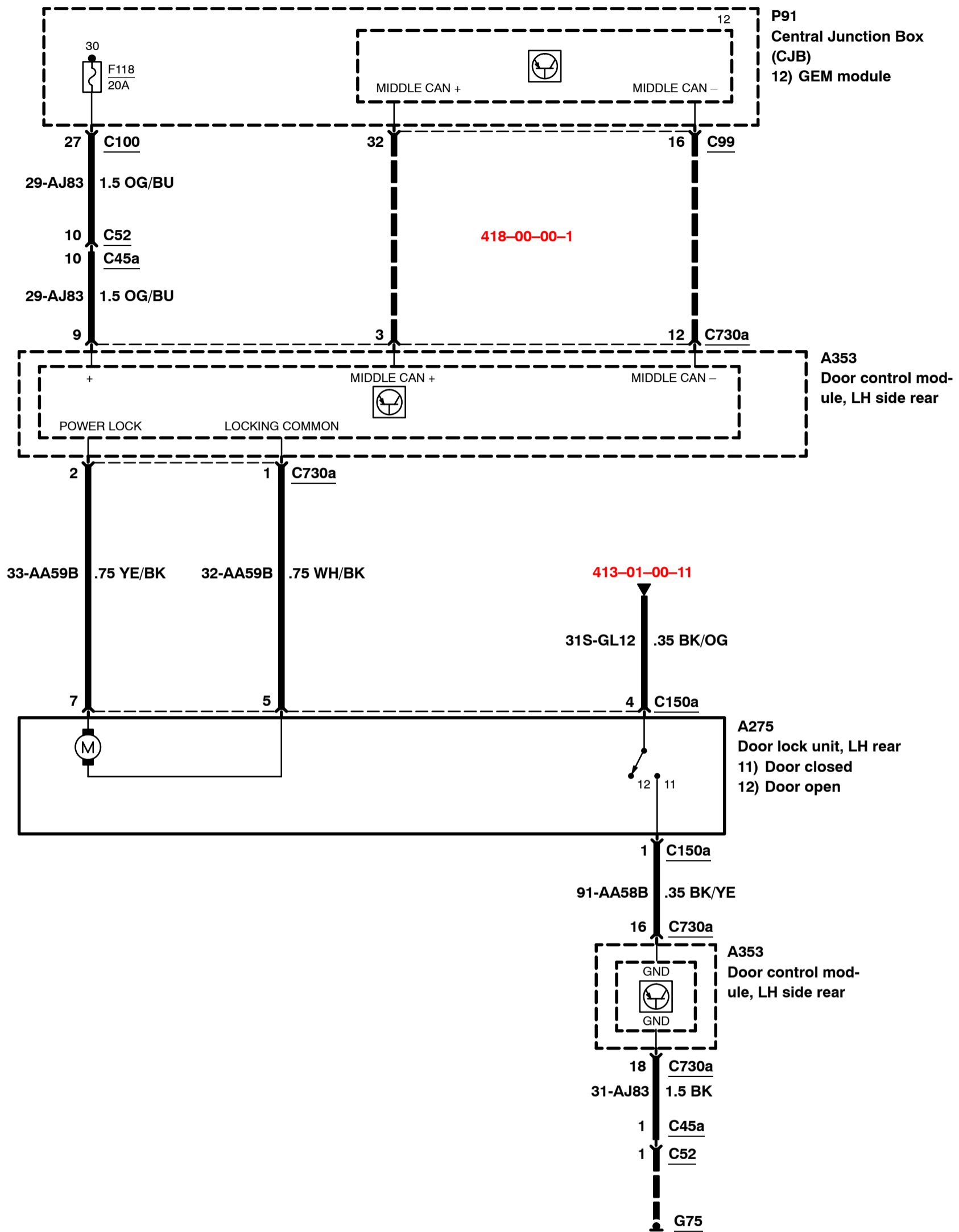
Handles, Locks, Latches and Entry Systems – except Coupé–Cabriolet, LHD, with central locking, with global closing



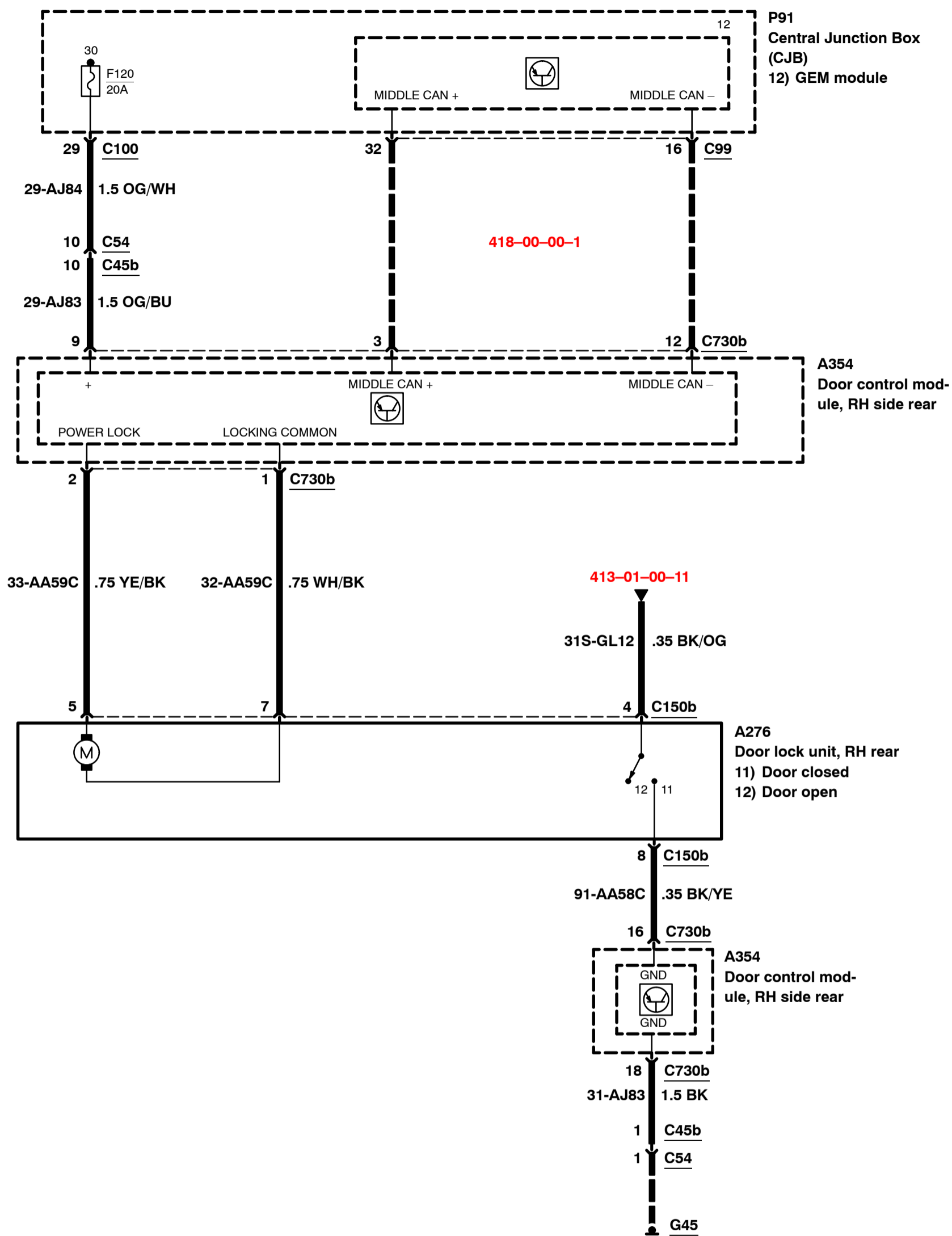
Handles, Locks, Latches and Entry Systems – except Coupé–Cabriolet, LHD, with central locking, with global closing



Handles, Locks, Latches and Entry Systems – except Coupé–Cabriolet, LHD, with central locking, with global closing

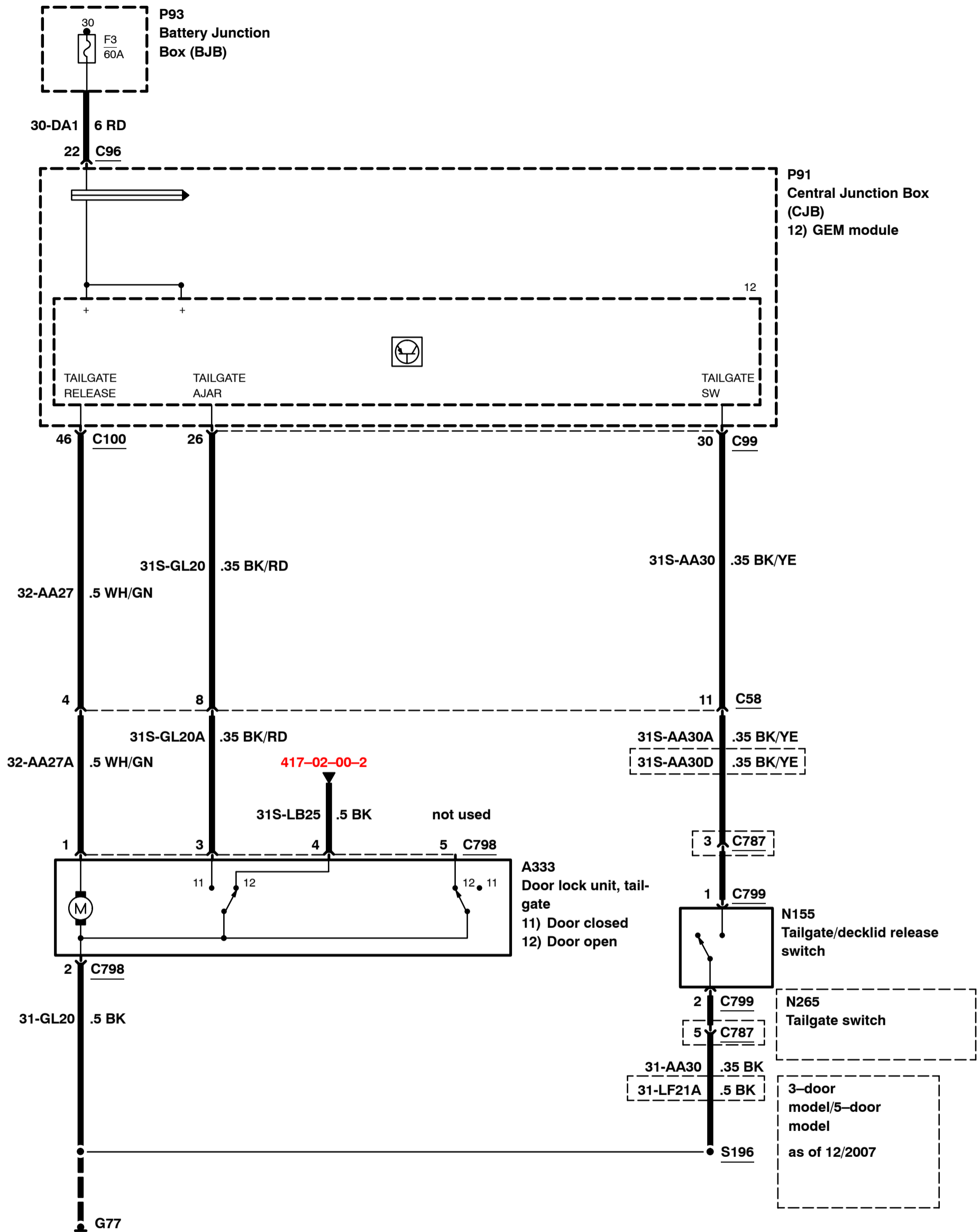


Handles, Locks, Latches and Entry Systems – except Coupé–Cabriolet, LHD, with central locking, with global closing



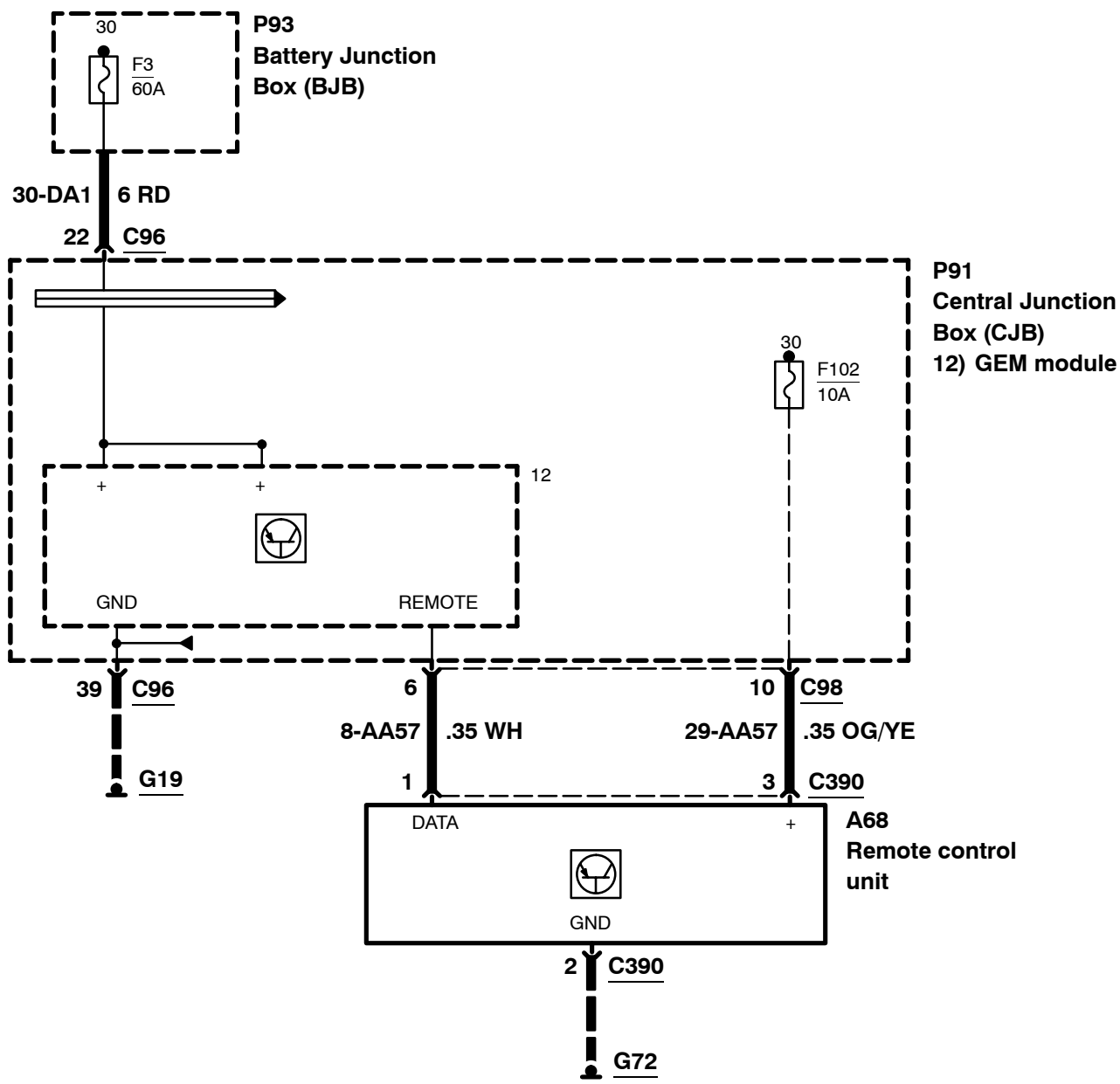
Handles, Locks, Latches and Entry Systems – except Coupé–Cabriolet, LHD, with central locking, with global closing

2008
501-14-00-12
2008.75
Focus

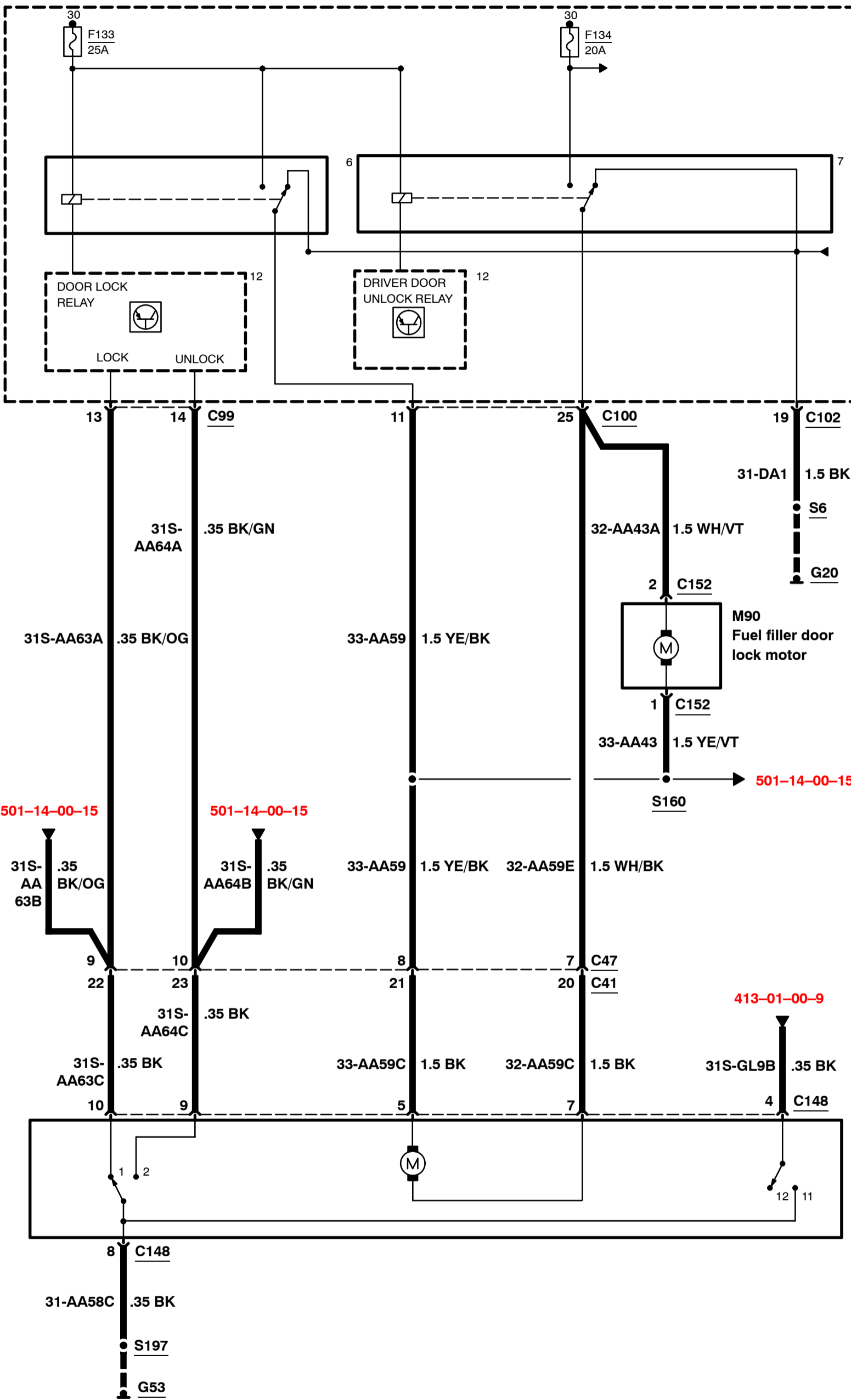


2008
501-14-00-13
2008.75
Focus

Handles, Locks, Latches and Entry Systems – except Coupé–Cabriolet, RHD, with central locking, without global closing



Handles, Locks, Latches and Entry Systems – except Coupé–Cabriolet, RHD, with central locking, without global closing



P91
Central Junction
Box (CJB)
6) Door lock relay
7) Driver door un-
lock relay
12) GEM module

A172
Door lock unit, driver
side front
1) Lock
2) Unlock
11) Door closed
12) Door open

501-14-00-15

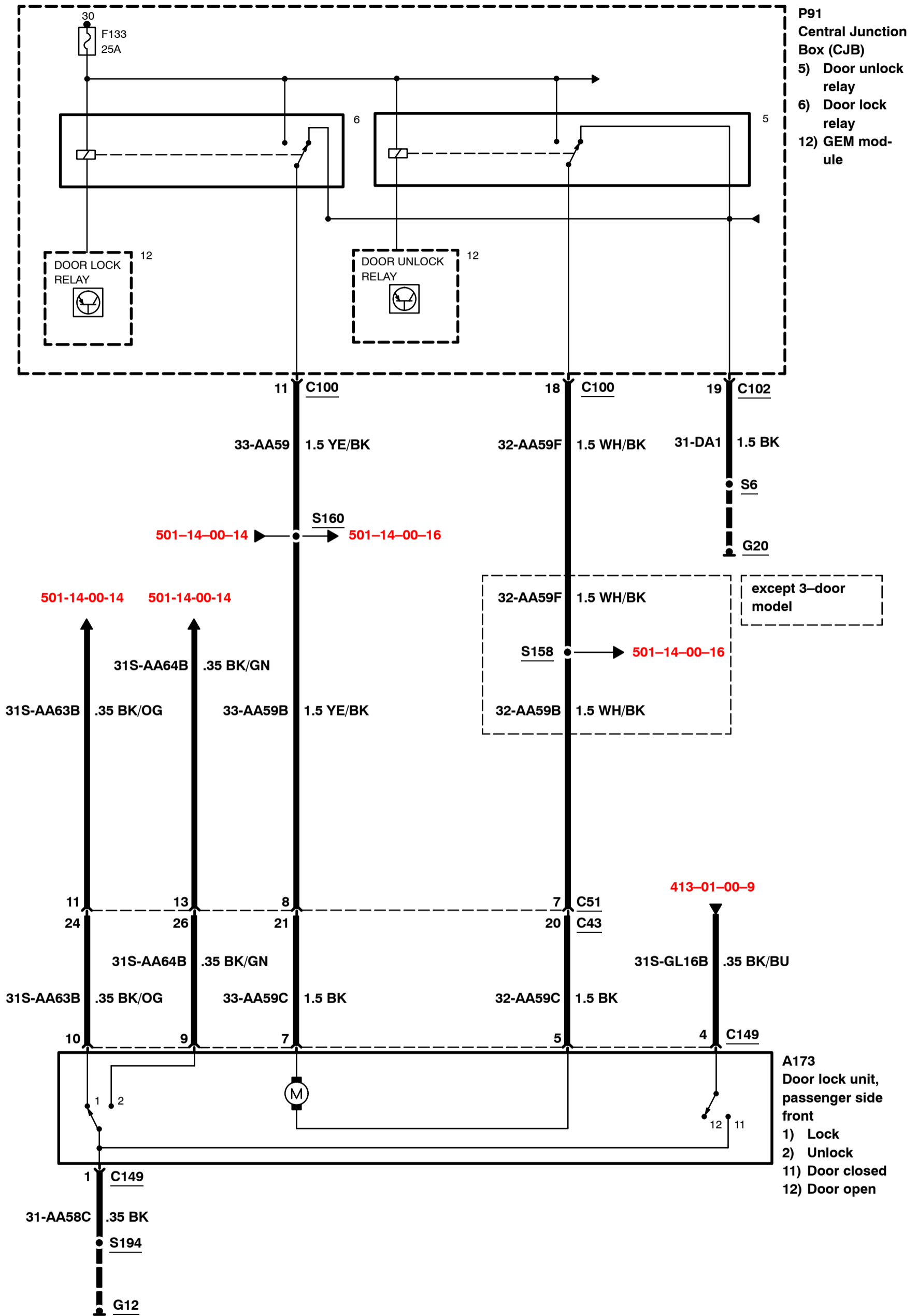
501-14-00-15

413-01-00-9

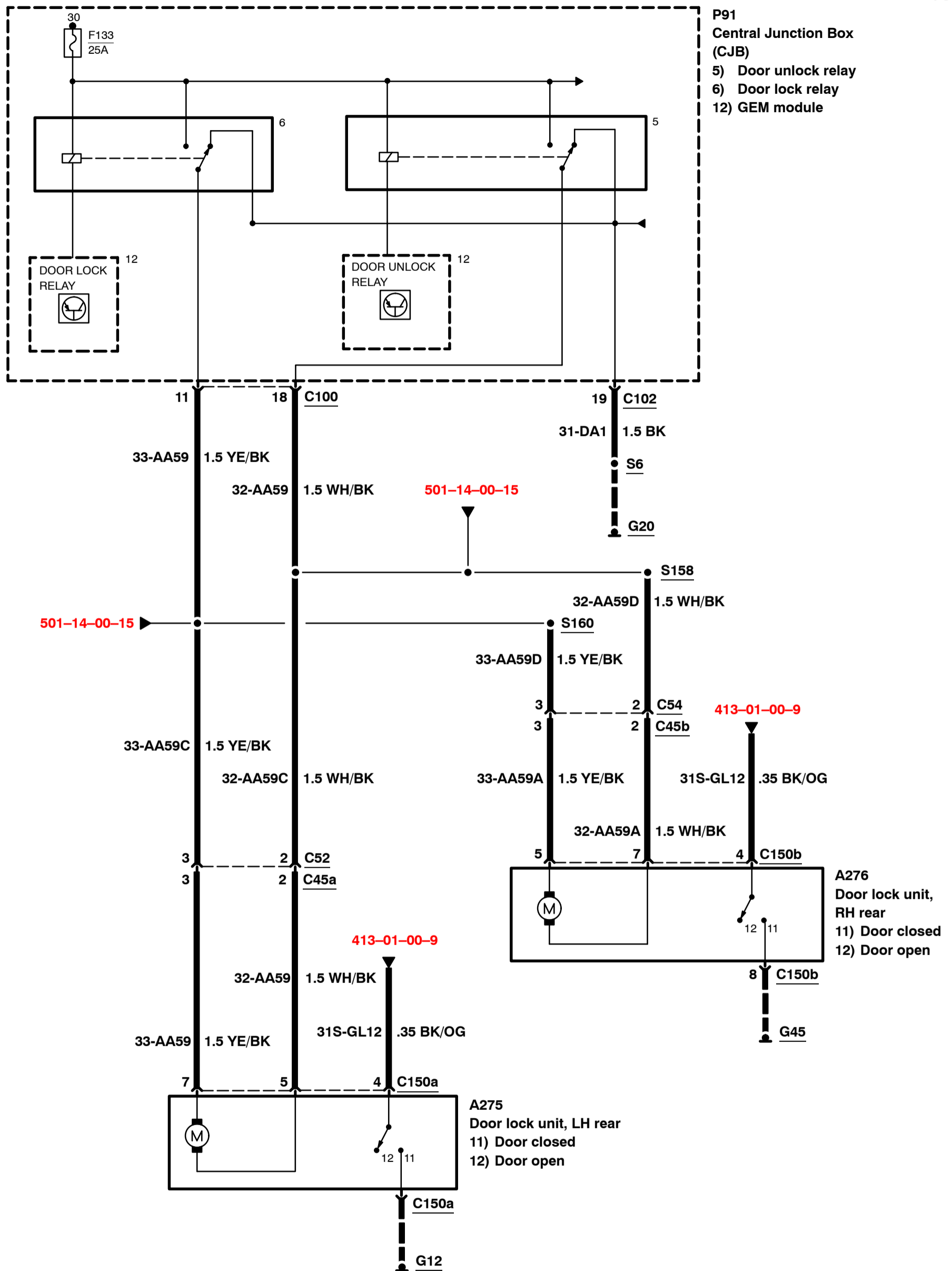
501-14-00-15

Handles, Locks, Latches and Entry Systems – except Coupé–Cabriolet, RHD, with central locking, without global closing

2008
501-14-00-15
2008.75
Focus

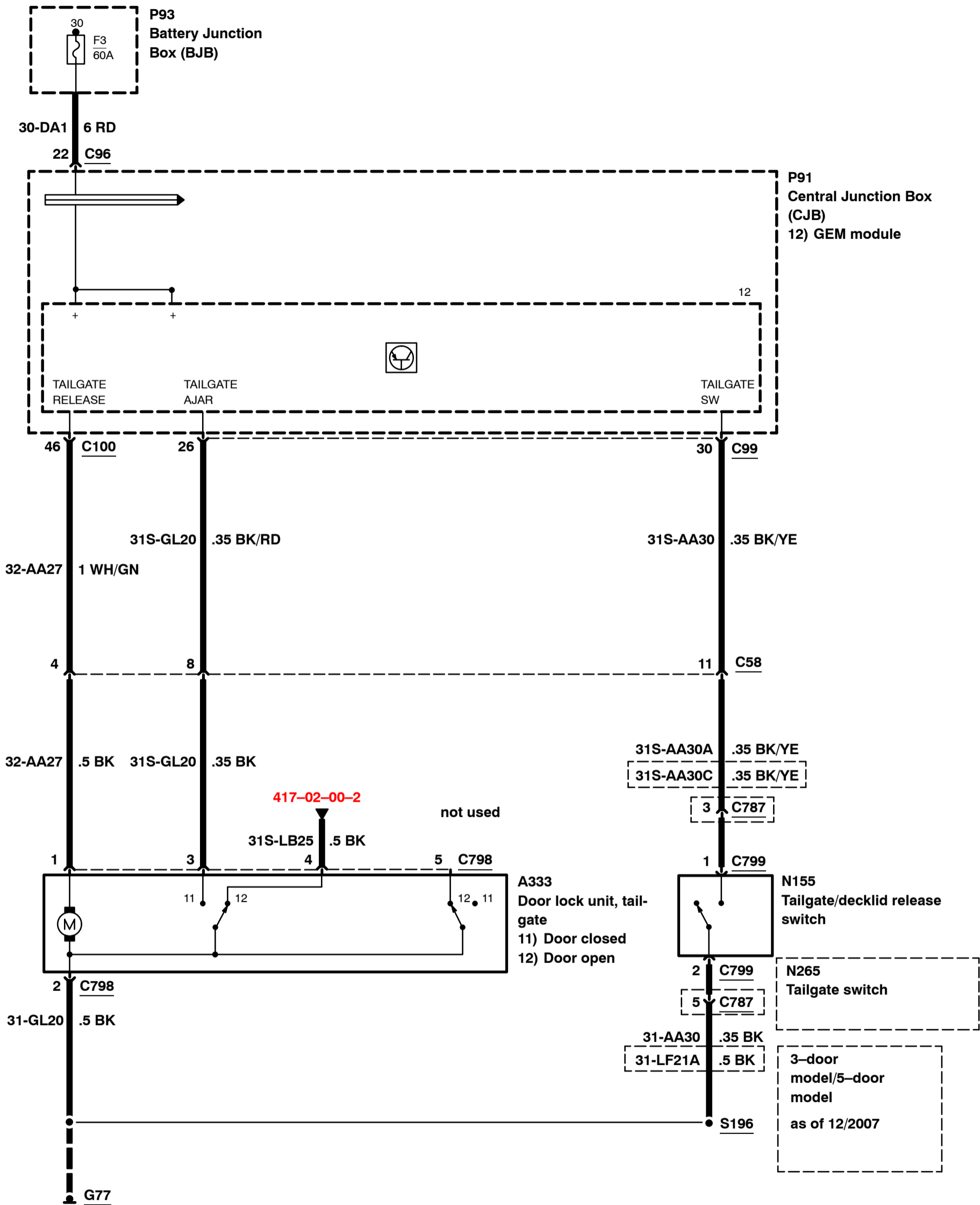


Handles, Locks, Latches and Entry Systems – except Coupé–Cabriolet, RHD, with central locking, without global closing



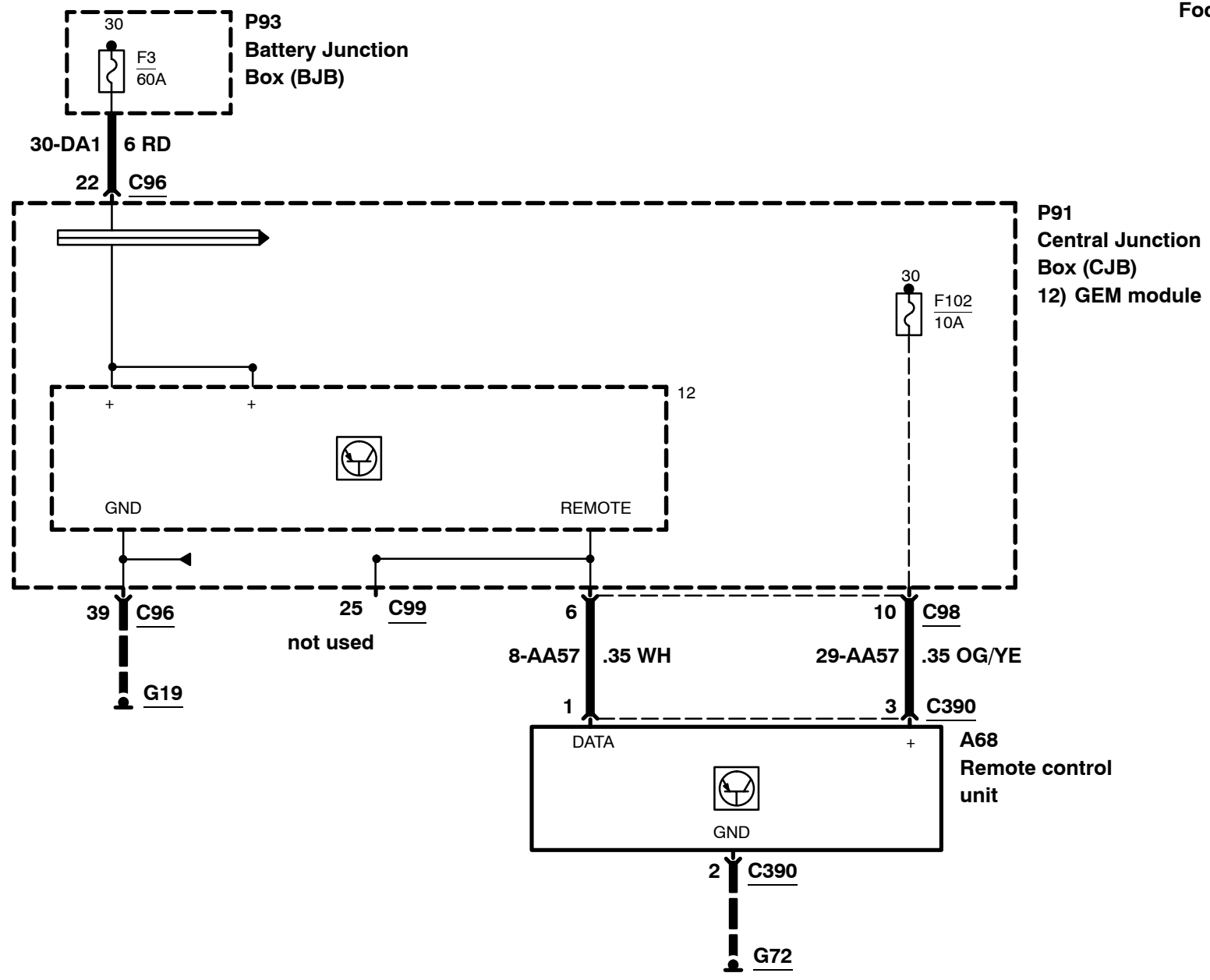
Handles, Locks, Latches and Entry Systems – except Coupé–Cabriolet, RHD, with central locking, without global closing

2008
501-14-00-17
2008.75
Focus



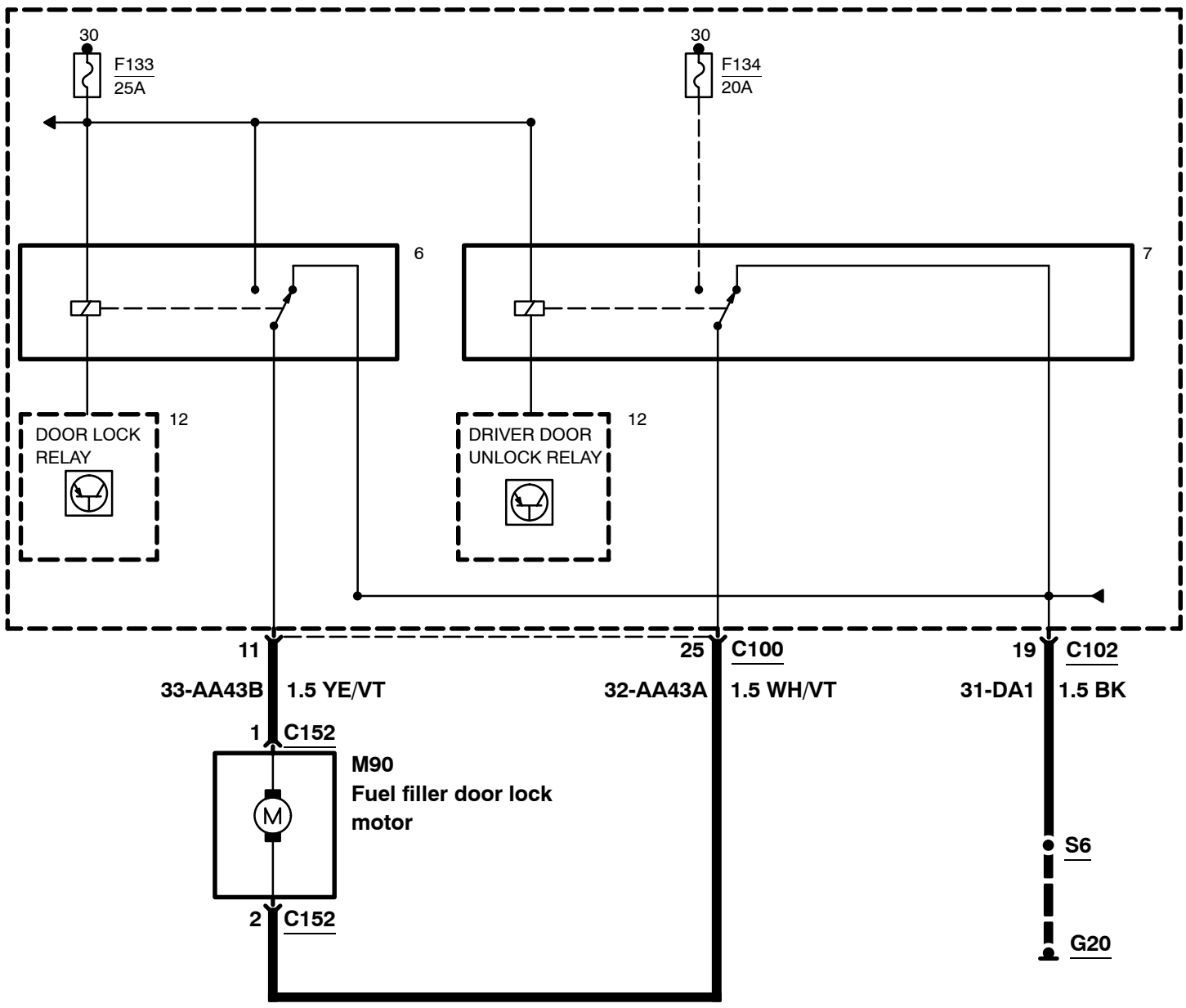
2008
501-14-00-18
2008.75
Focus

Handles, Locks, Latches and Entry Systems – except Coupé–Cabriolet, RHD, with central locking, with global closing



2008
501-14-00-19
2008.75
Focus

Handles, Locks, Latches and Entry Systems – except Coupé-Cabriolet, RHD, with central locking, with global closing

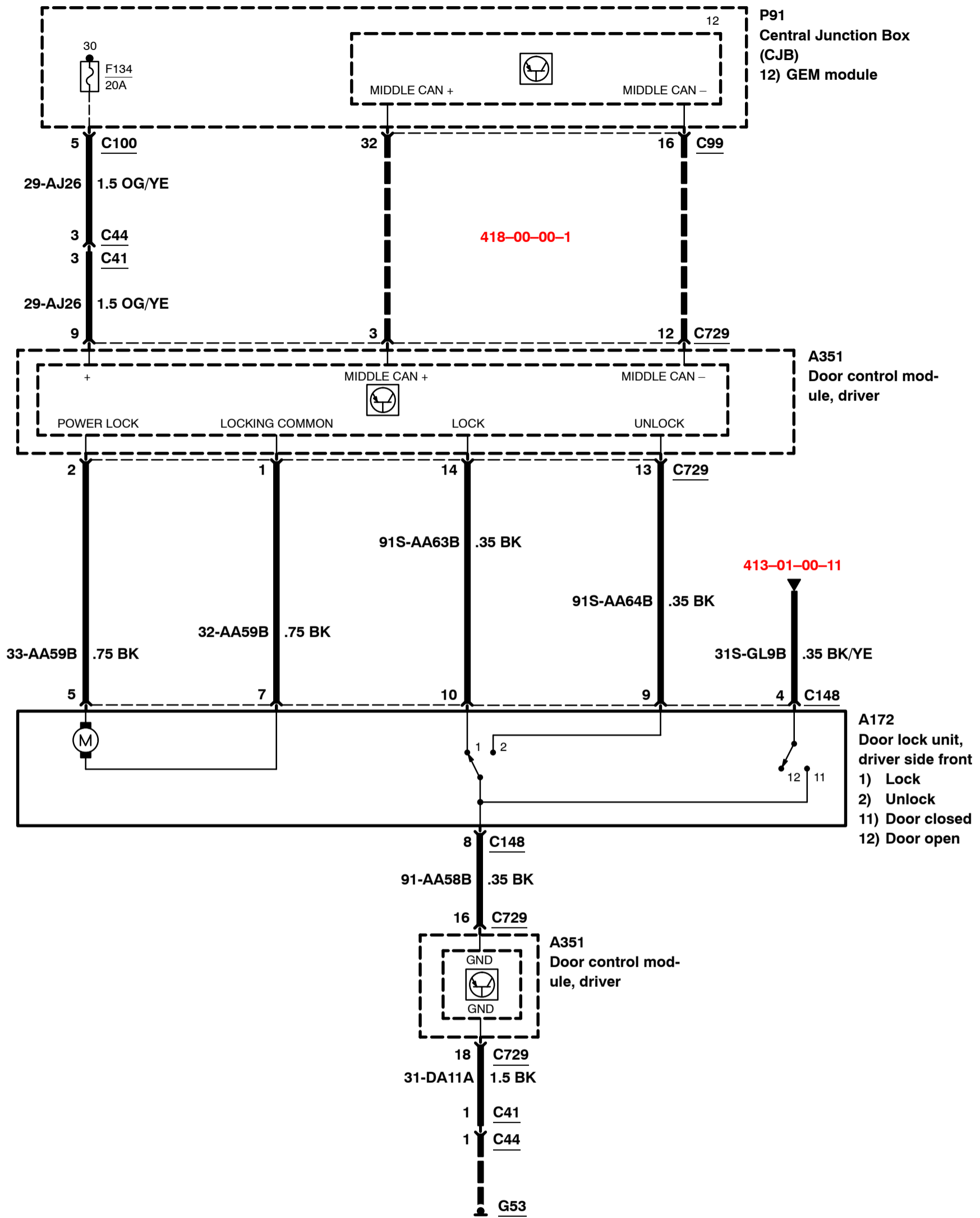


- P91 Central Junction Box (CJB)
- 6) Door lock relay
- 7) Driver door unlock relay
- 12) GEM module

11 33-AA43B 1.5 YE/VT
 25 32-AA43A 1.5 WH/VT
 19 31-DA1 1.5 BK
 1 C152
 M90 Fuel filler door lock motor
 2 C152
 C100
 C102
 S6
 G20

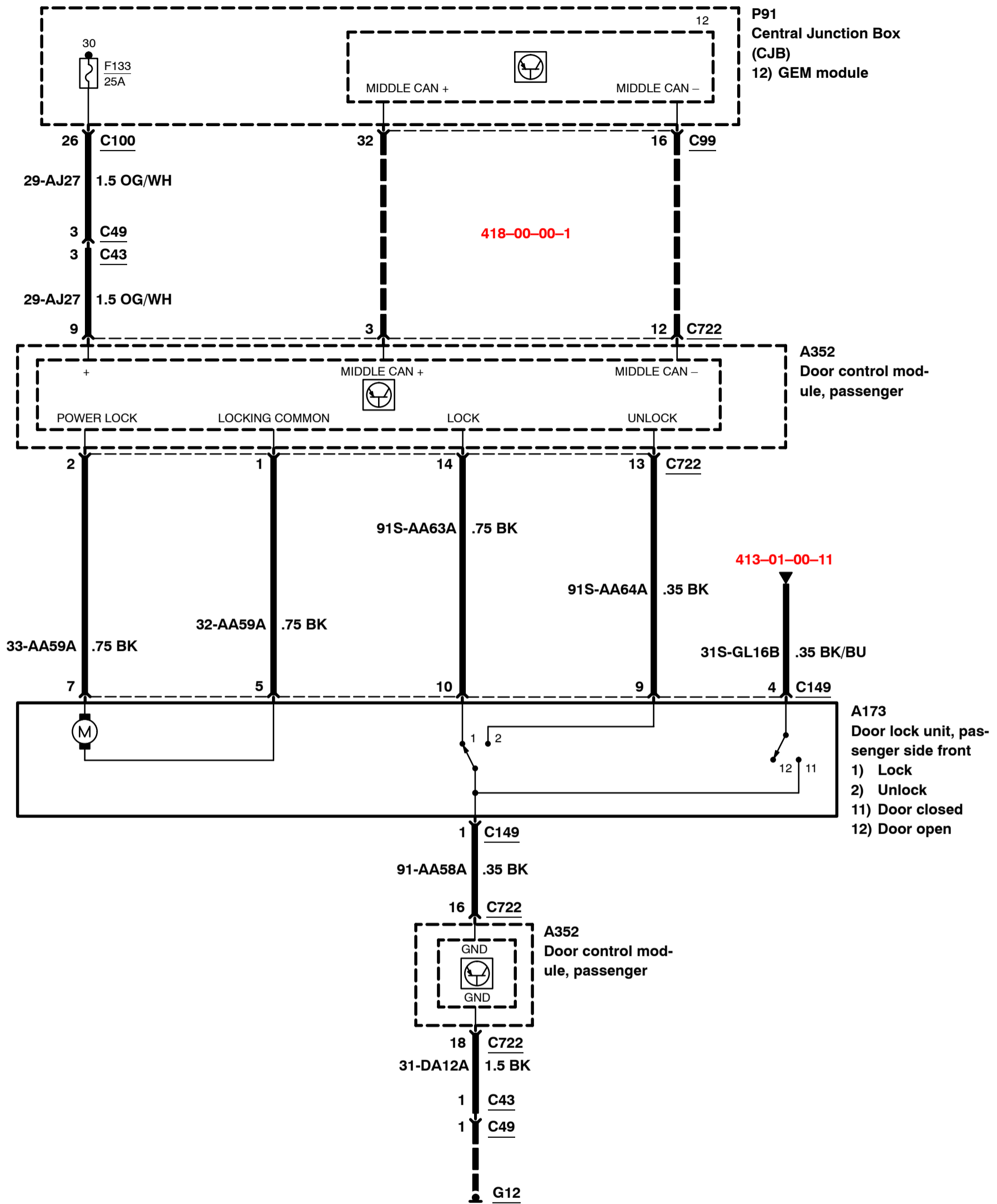
Handles, Locks, Latches and Entry Systems – except Coupé–Cabriolet, RHD, with central locking, with global closing

2008
501-14-00-20
2008.75
Focus

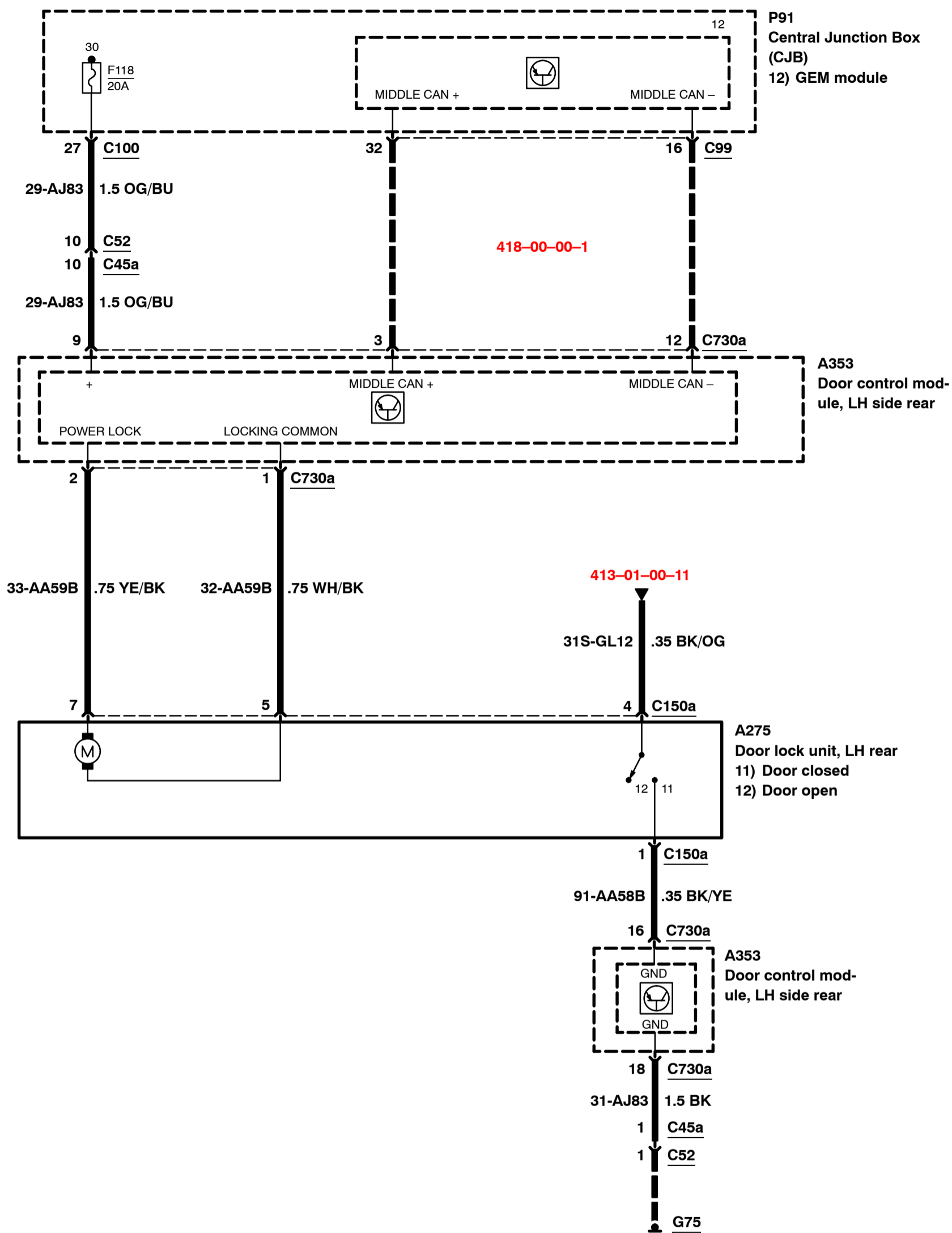


Handles, Locks, Latches and Entry Systems – except Coupé–Cabriolet, RHD, with central locking, with global closing

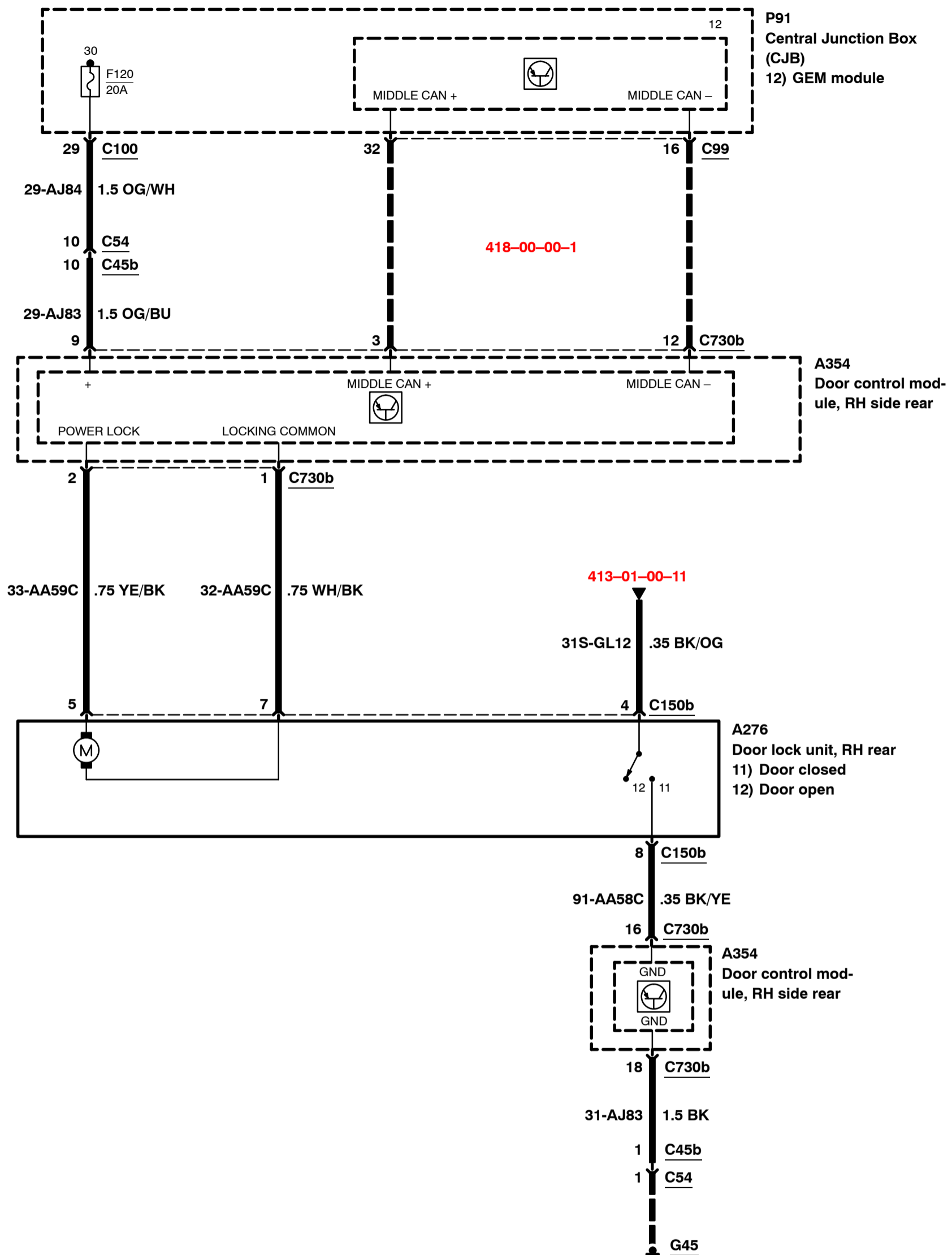
2008
501-14-00-21
2008.75
Focus



Handles, Locks, Latches and Entry Systems – except Coupé–Cabriolet, RHD, with central locking, with global closing

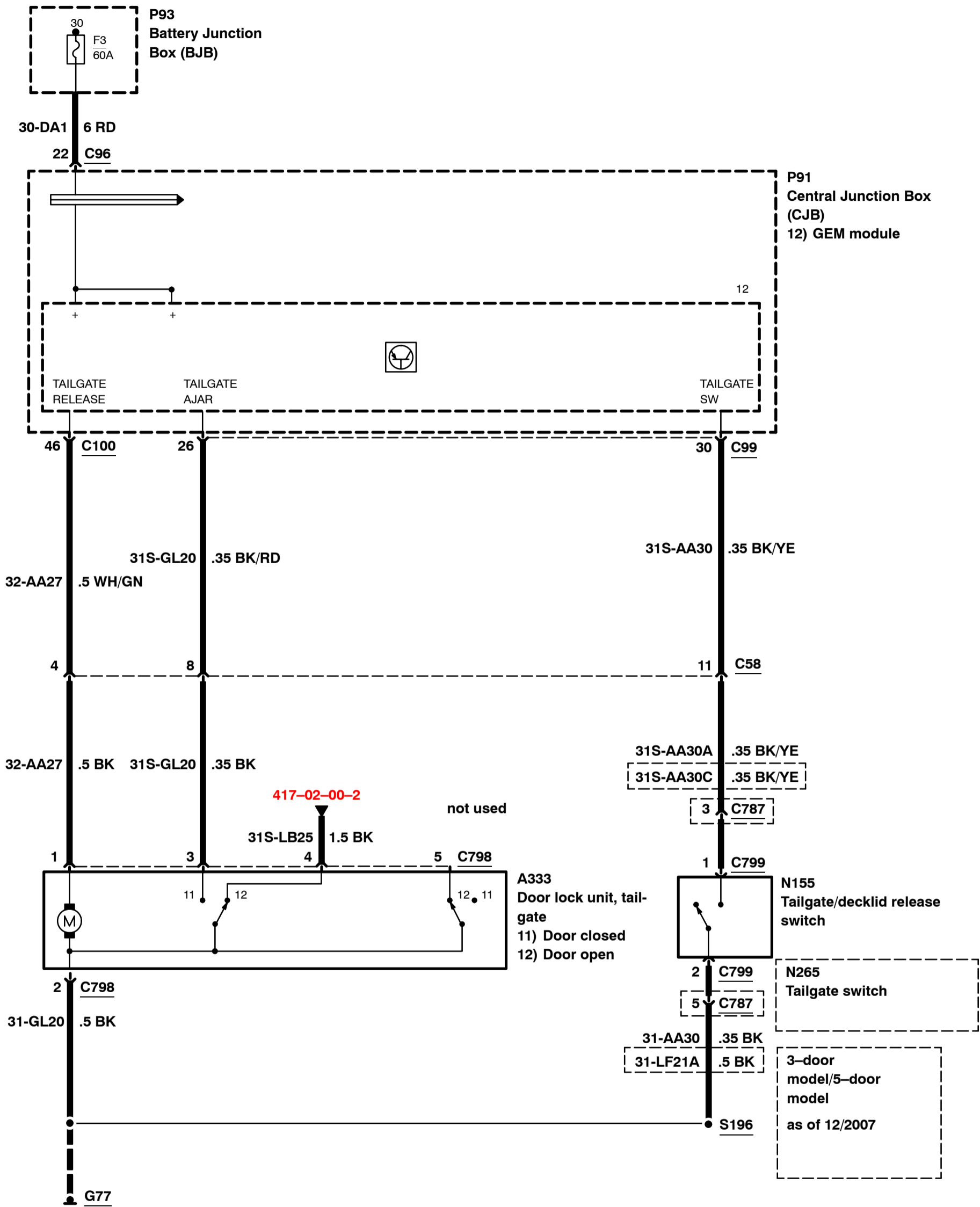


Handles, Locks, Latches and Entry Systems – except Coupé–Cabriolet, RHD, with central locking, with global closing



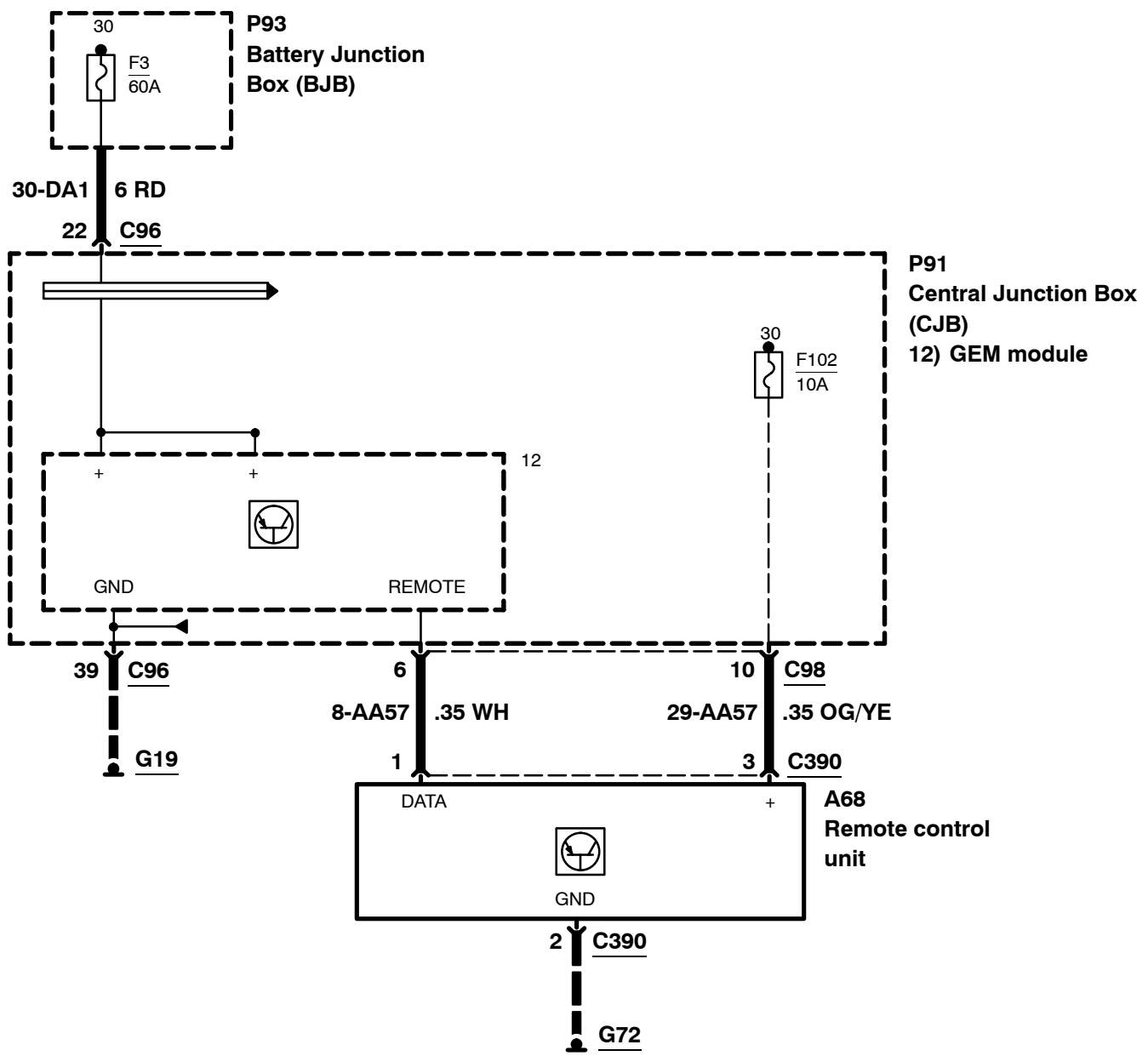
Handles, Locks, Latches and Entry Systems – except Coupé–Cabriolet, RHD, with central locking, with global closing

2008
501-14-00-24
2008.75
Focus



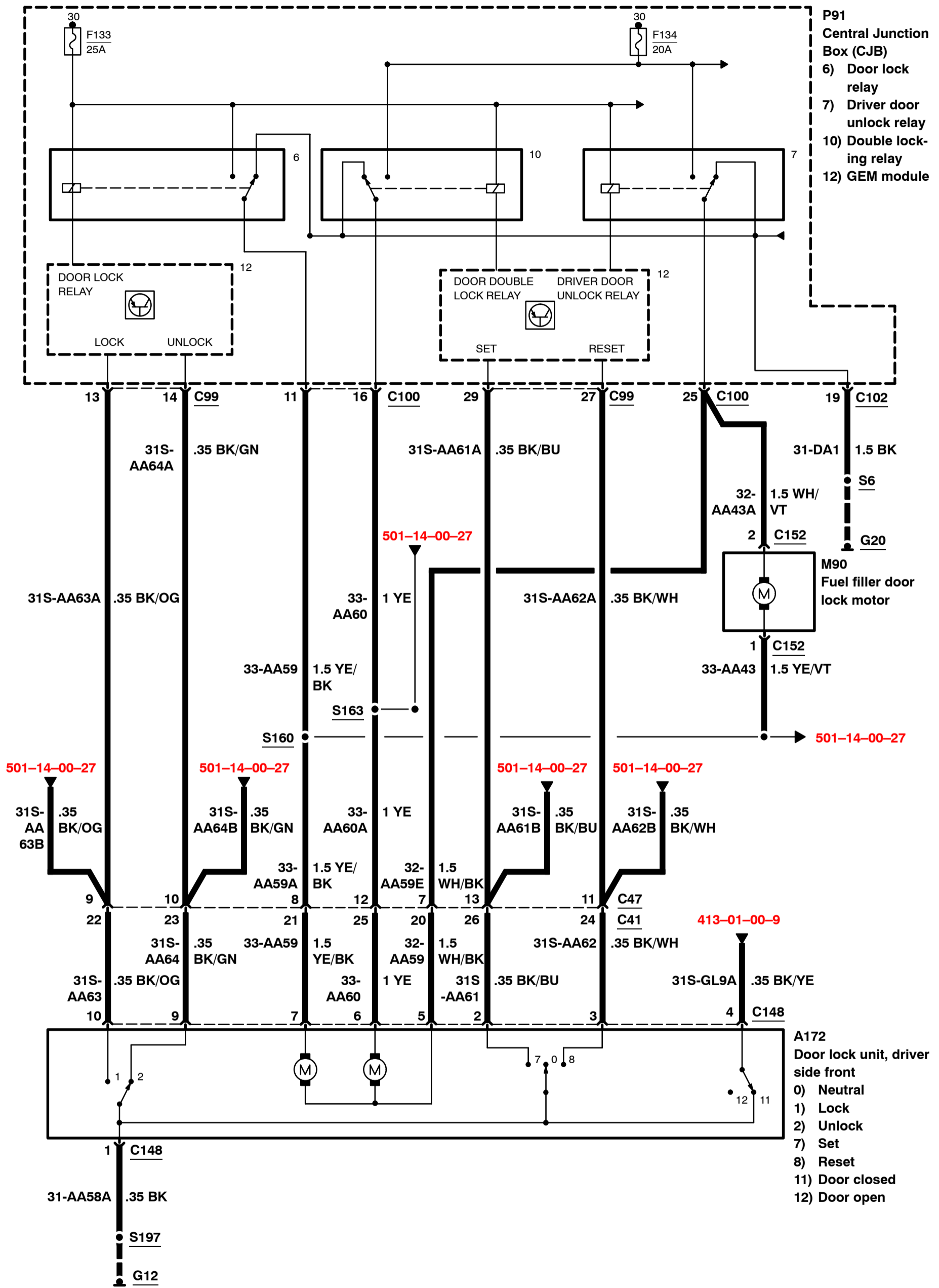
2008
501-14-00-25
2008.75
Focus

Handles, Locks, Latches and Entry Systems – except Coupé–Cabriolet, LHD, with double locking, without global closing



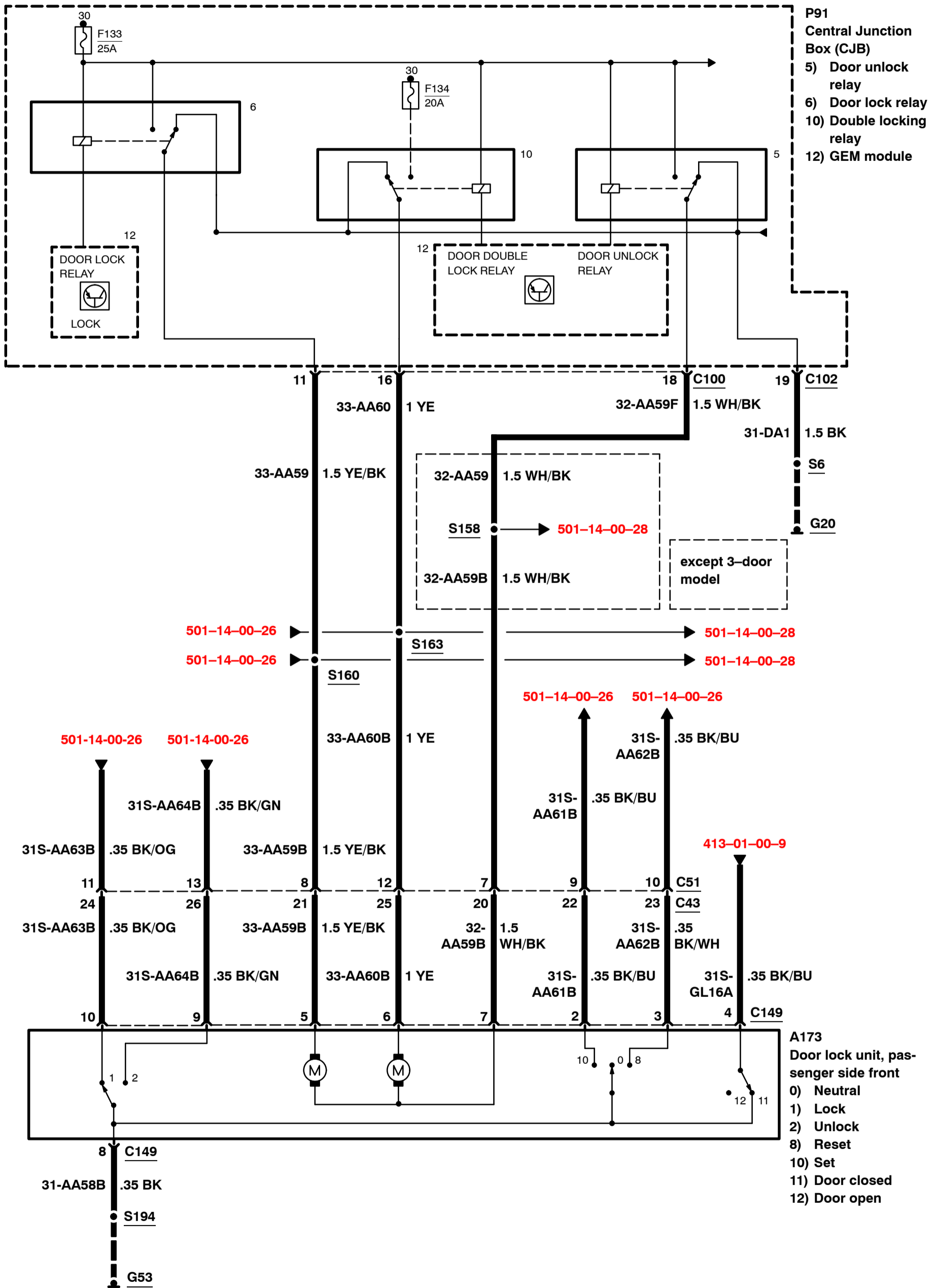
**Handles, Locks, Latches and Entry Systems – except Coupé–Cabriolet, LHD,
with double locking, without global closing**

2008
501-14-00-26
2008.75
Focus

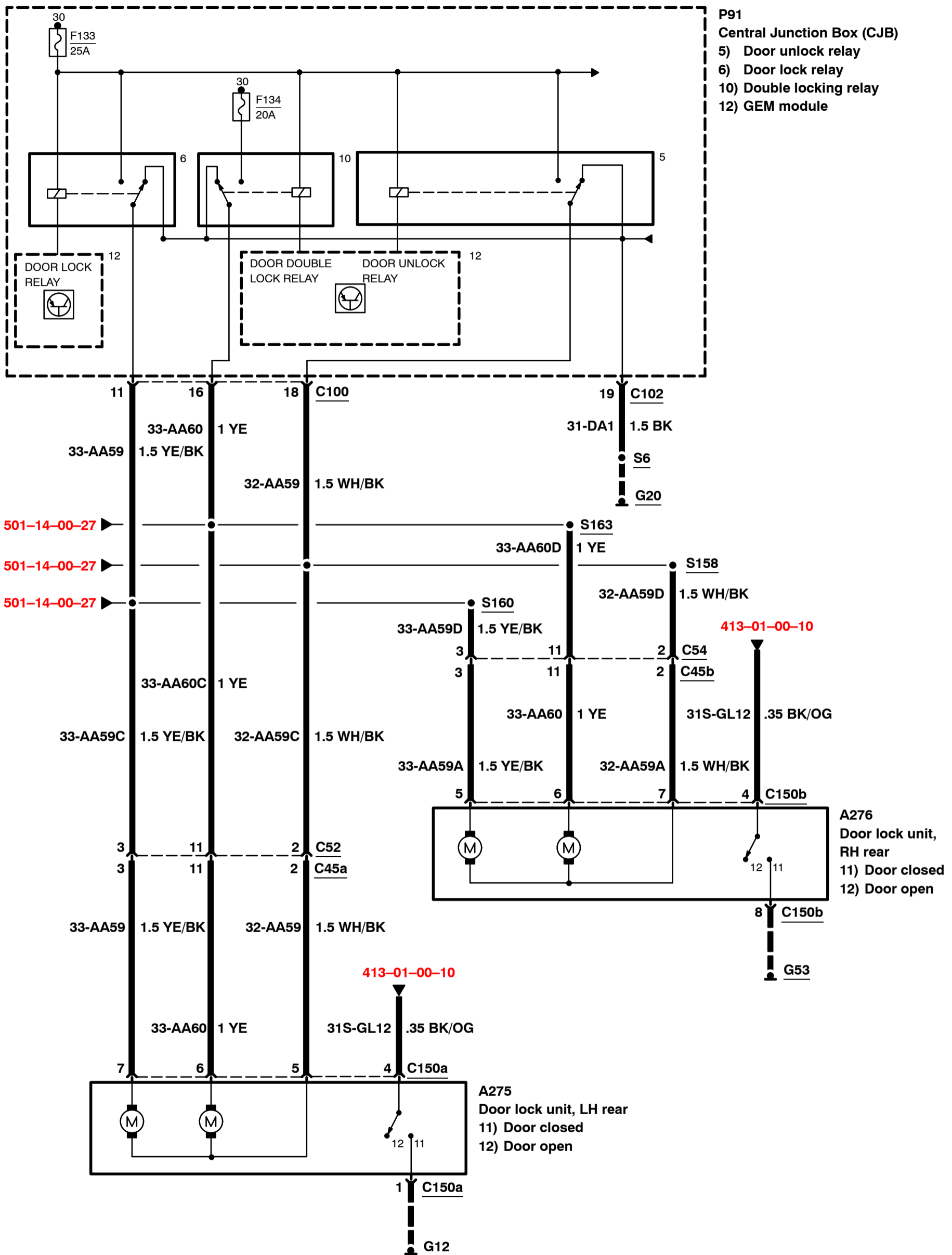


Handles, Locks, Latches and Entry Systems – except Coupé–Cabriolet, LHD, with double locking, without global closing

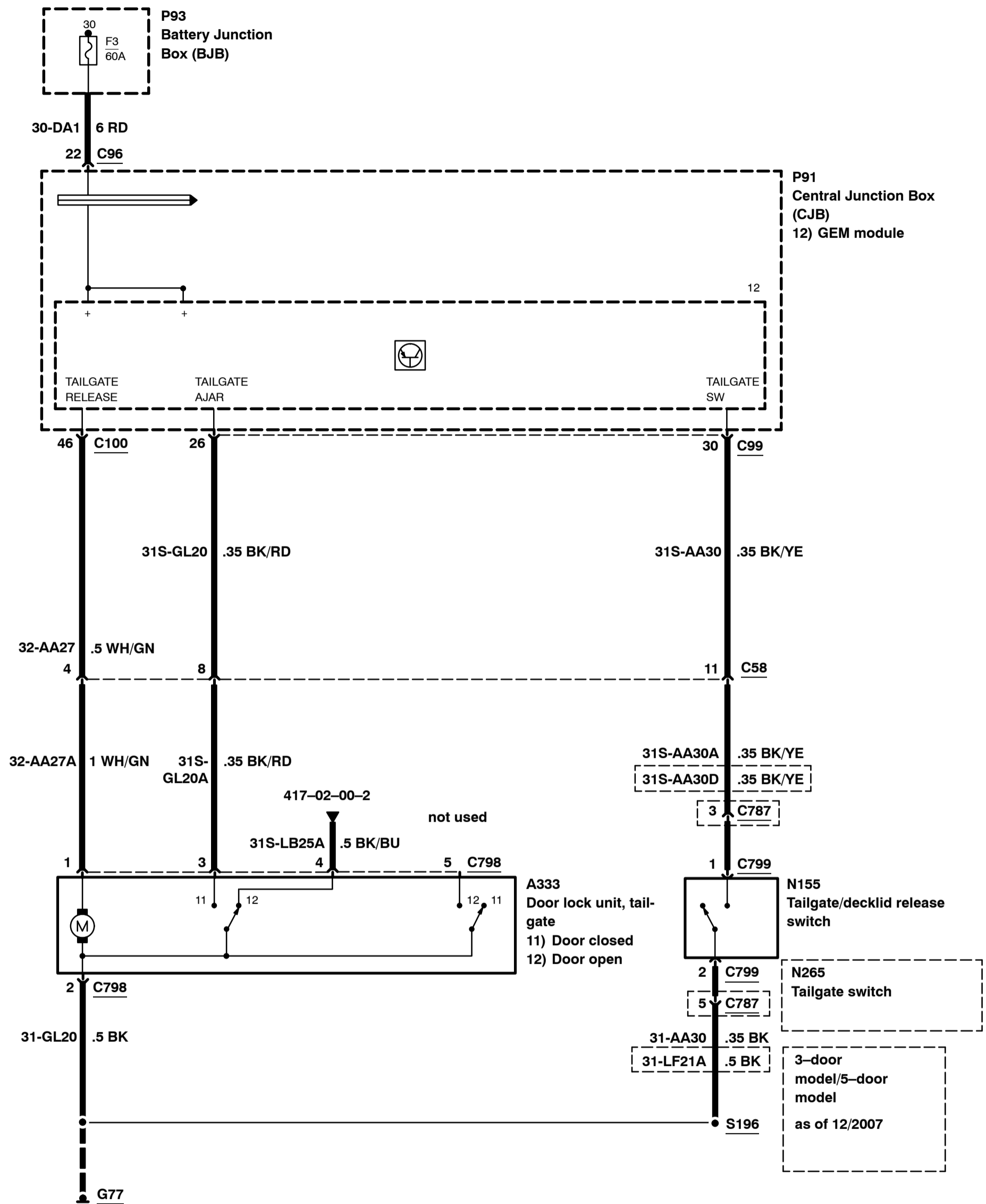
2008
501-14-00-27
2008.75
Focus



Handles, Locks, Latches and Entry Systems – except Coupé–Cabriolet, LHD, with double locking, without global closing

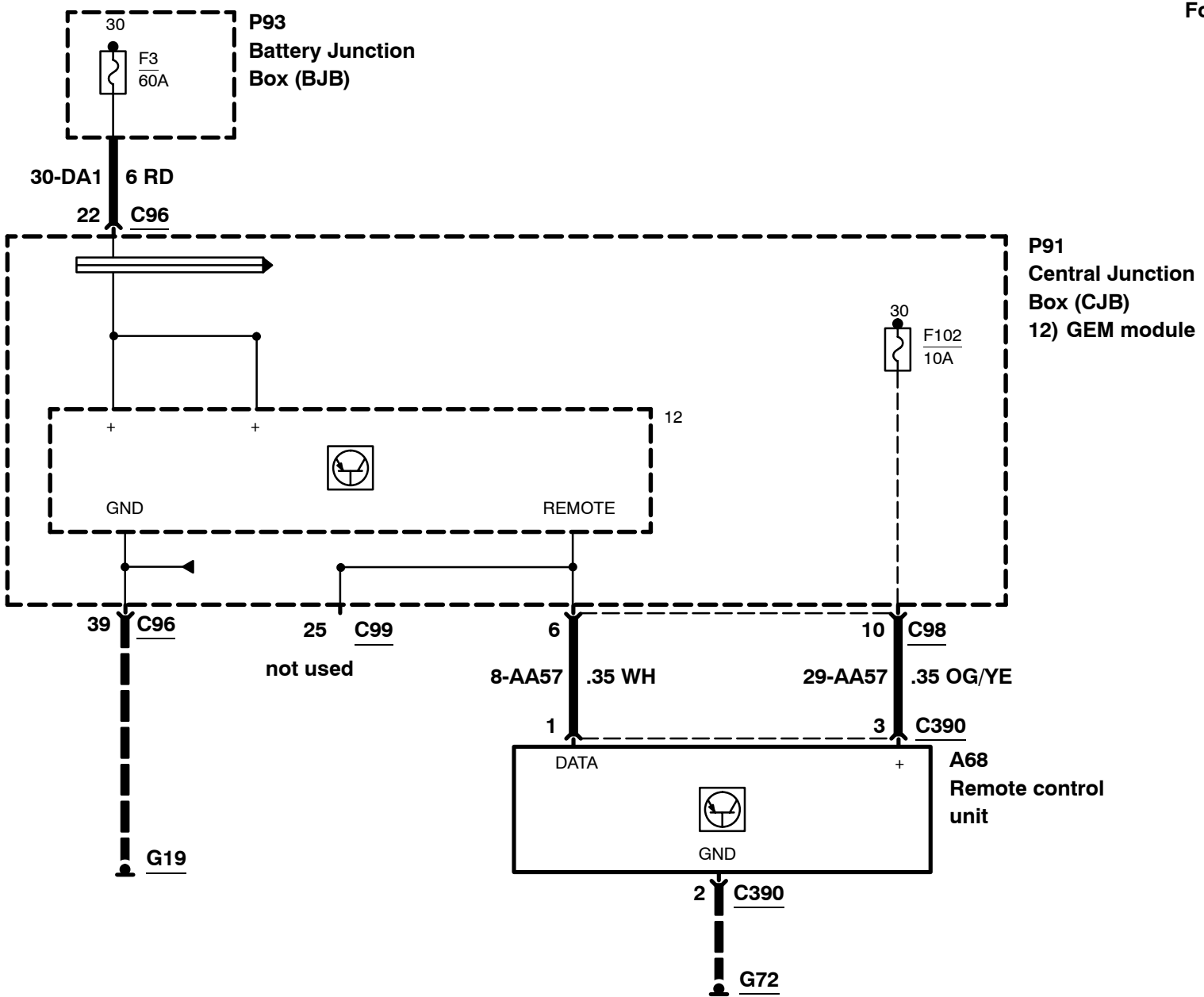


Handles, Locks, Latches and Entry Systems – except Coupé–Cabriolet, LHD, with double locking, without global closing



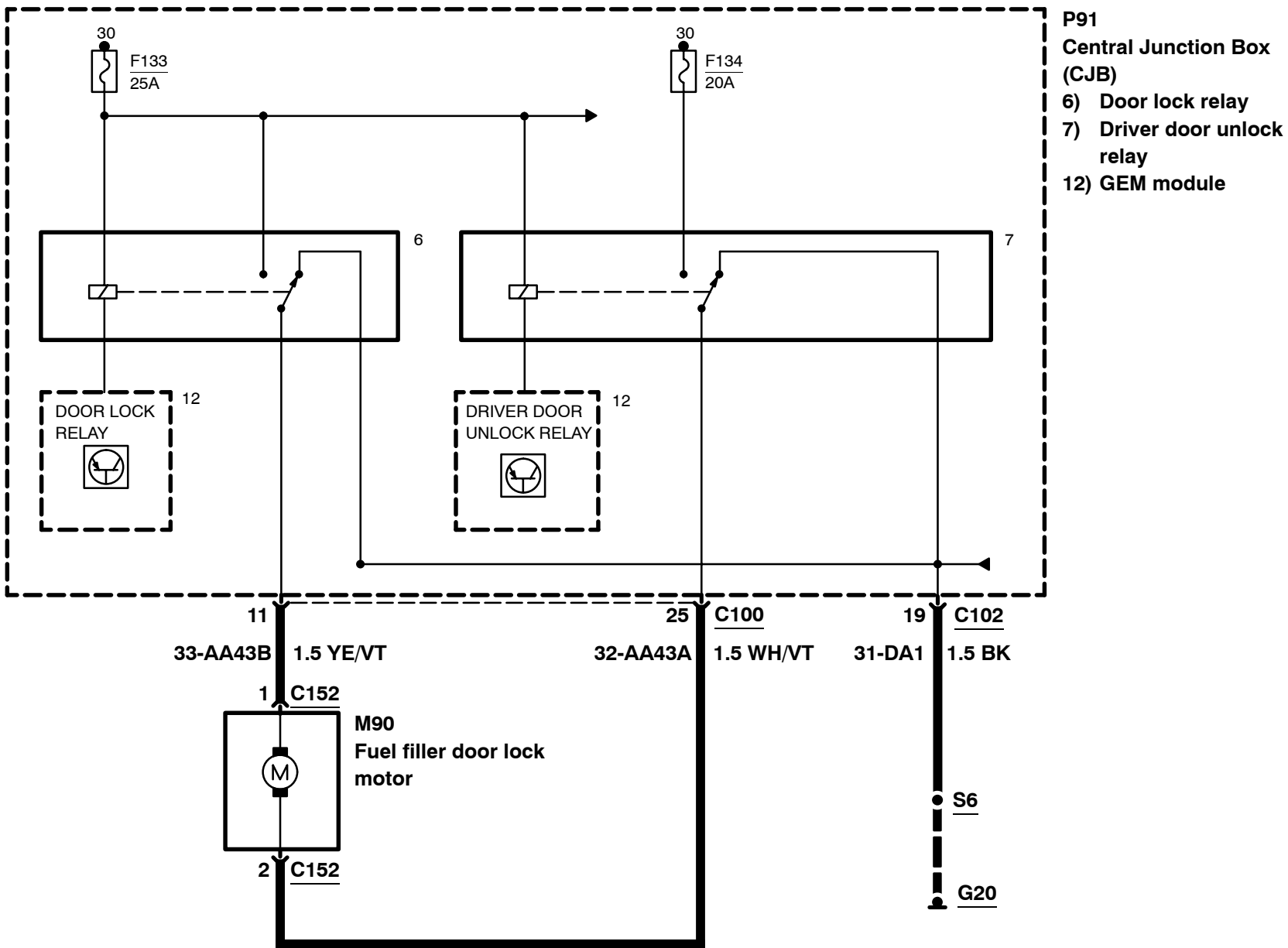
2008
501-14-00-30
2008.75
Focus

Handles, Locks, Latches and Entry Systems – except Coupé–Cabriolet, LHD, with double locking, with global closing

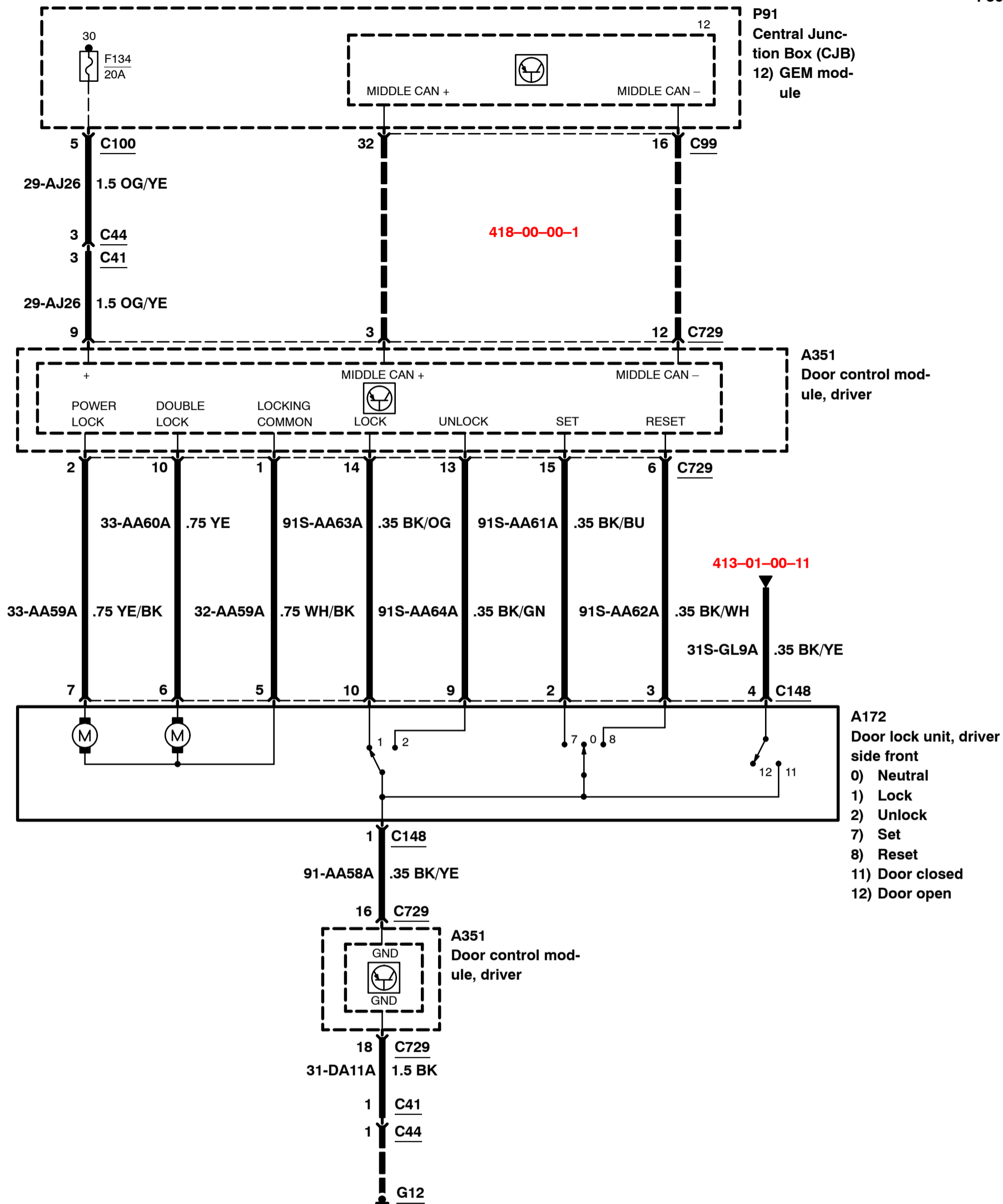


2008
501-14-00-31
2008.75
Focus

Handles, Locks, Latches and Entry Systems – except Coupé–Cabriolet, LHD, with double locking, with global closing

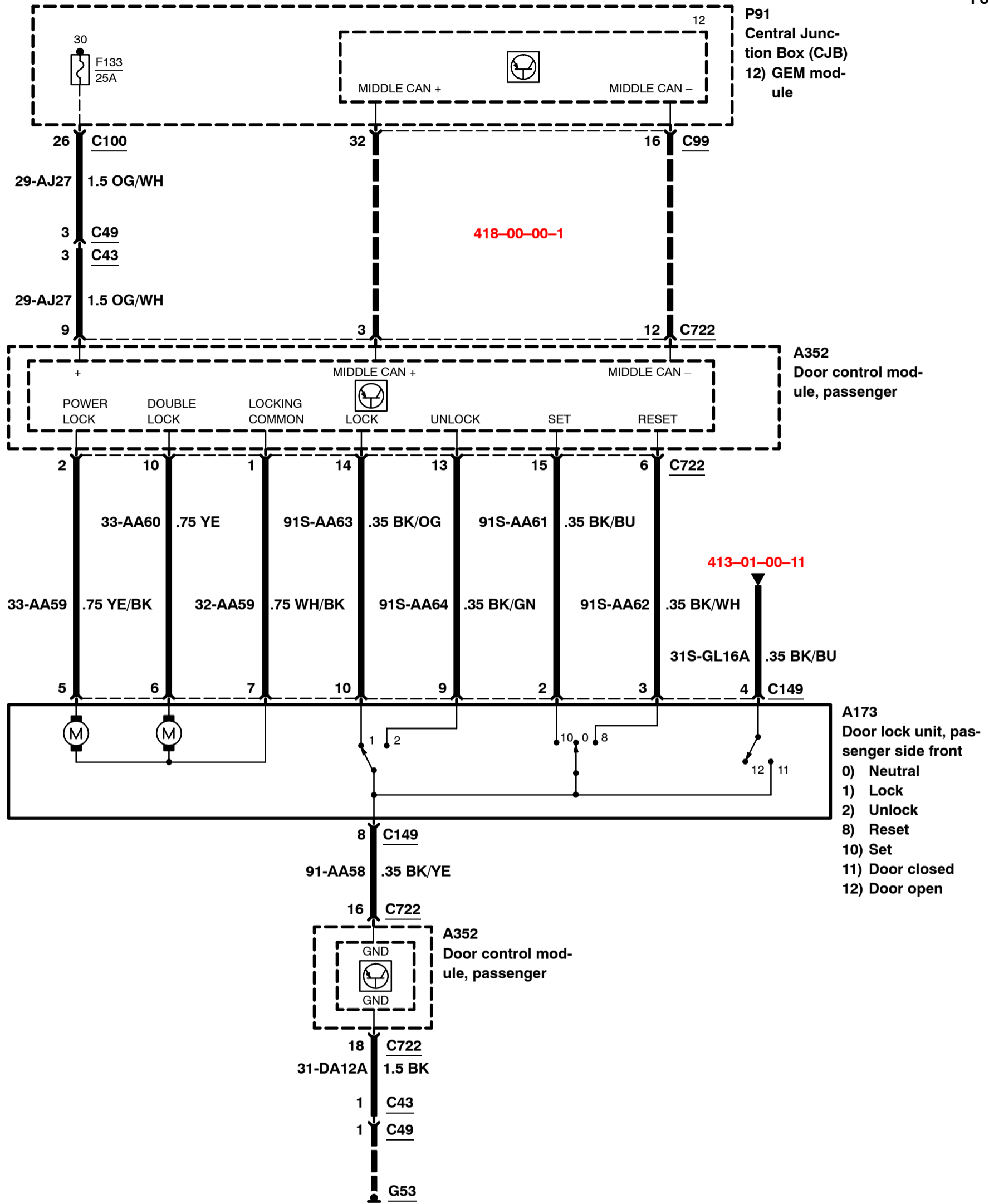


Handles, Locks, Latches and Entry Systems – except Coupé–Cabriolet, LHD, with double locking, with global closing

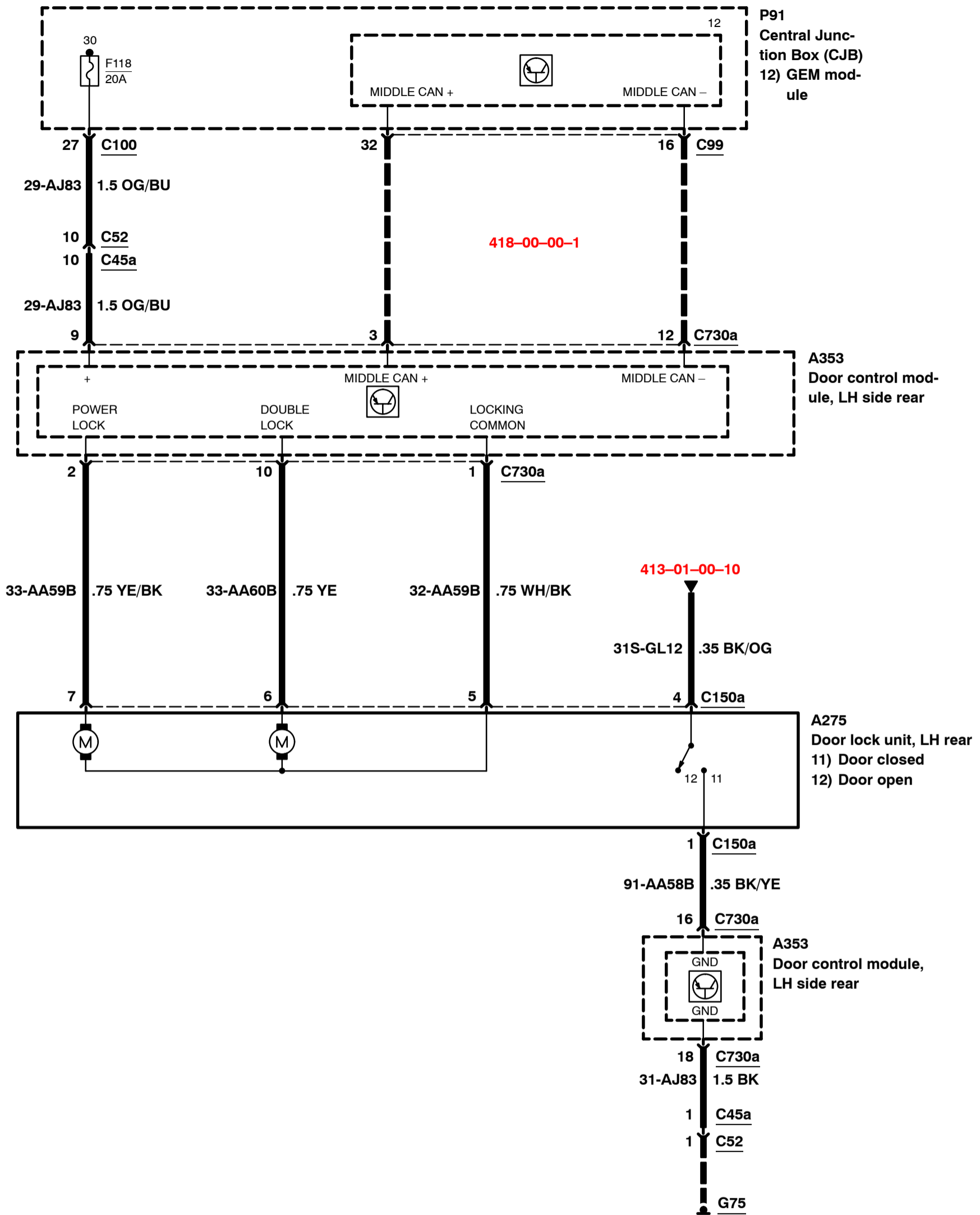


Handles, Locks, Latches and Entry Systems – except Coupé–Cabriolet, LHD, with double locking, with global closing

2008
501-14-00-33
2008.75
Focus

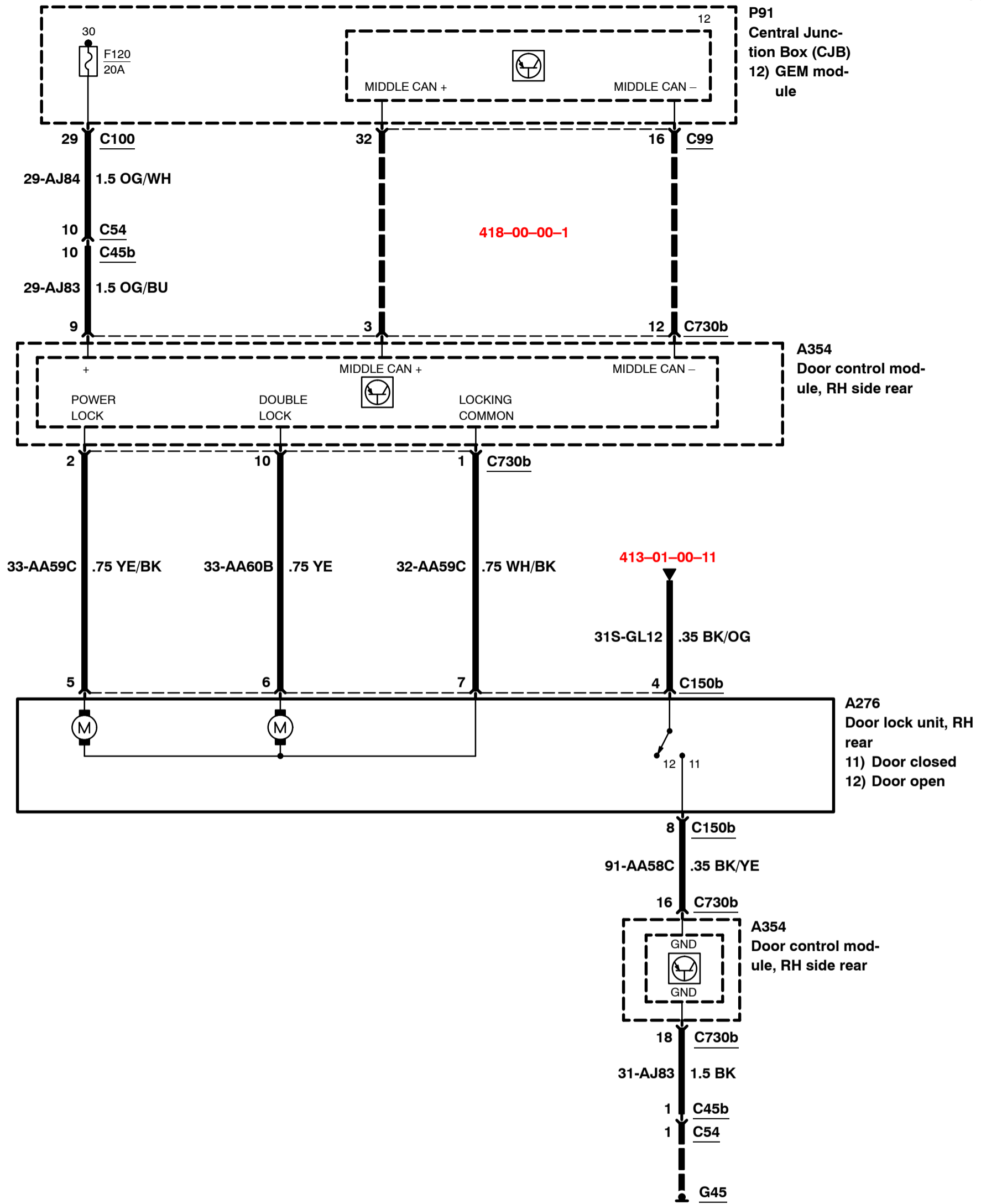


Handles, Locks, Latches and Entry Systems – except Coupé–Cabriolet, LHD, with double locking, with global closing

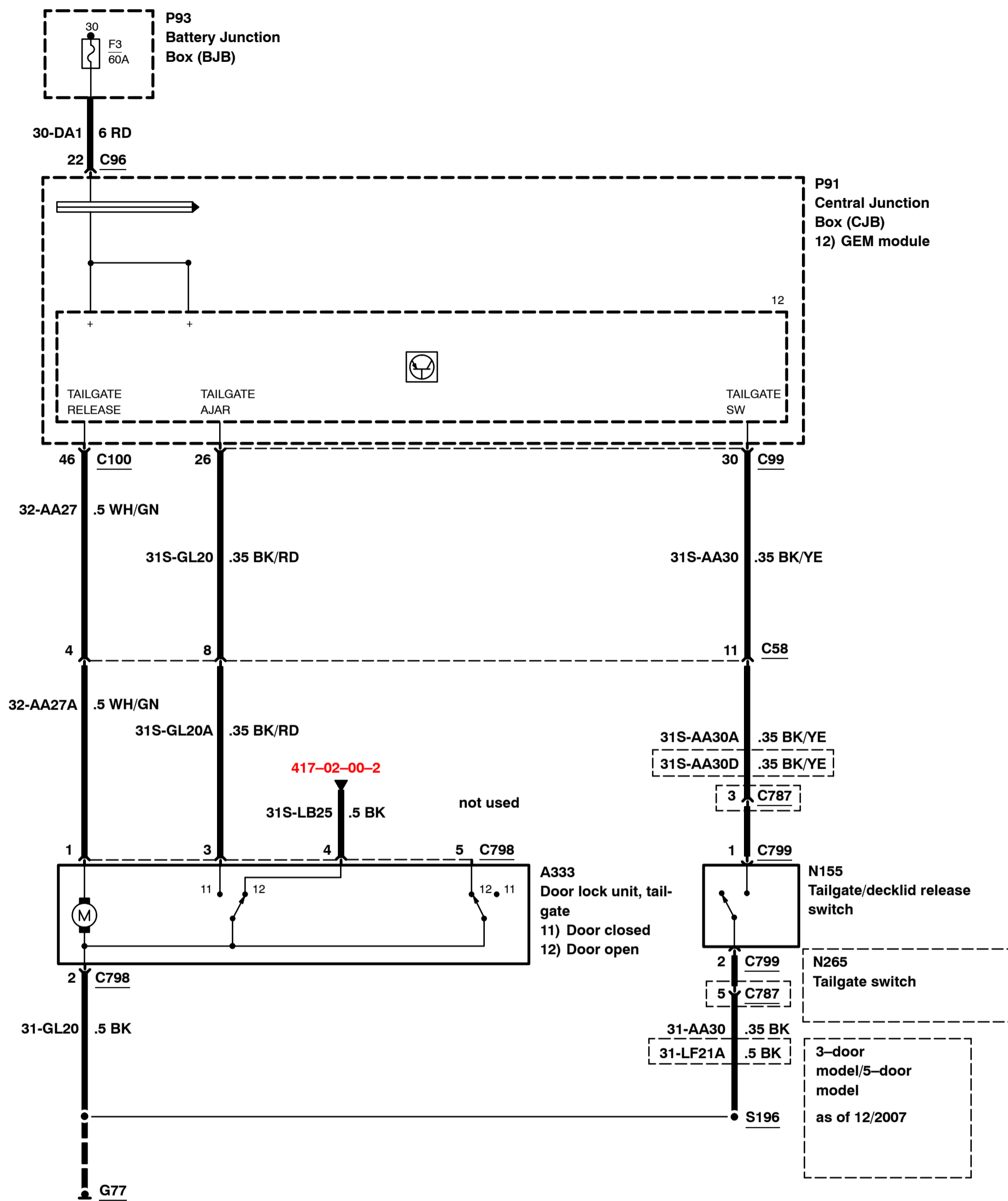


Handles, Locks, Latches and Entry Systems – except Coupé–Cabriolet, LHD, with double locking, with global closing

2008
501-14-00-35
2008.75
Focus

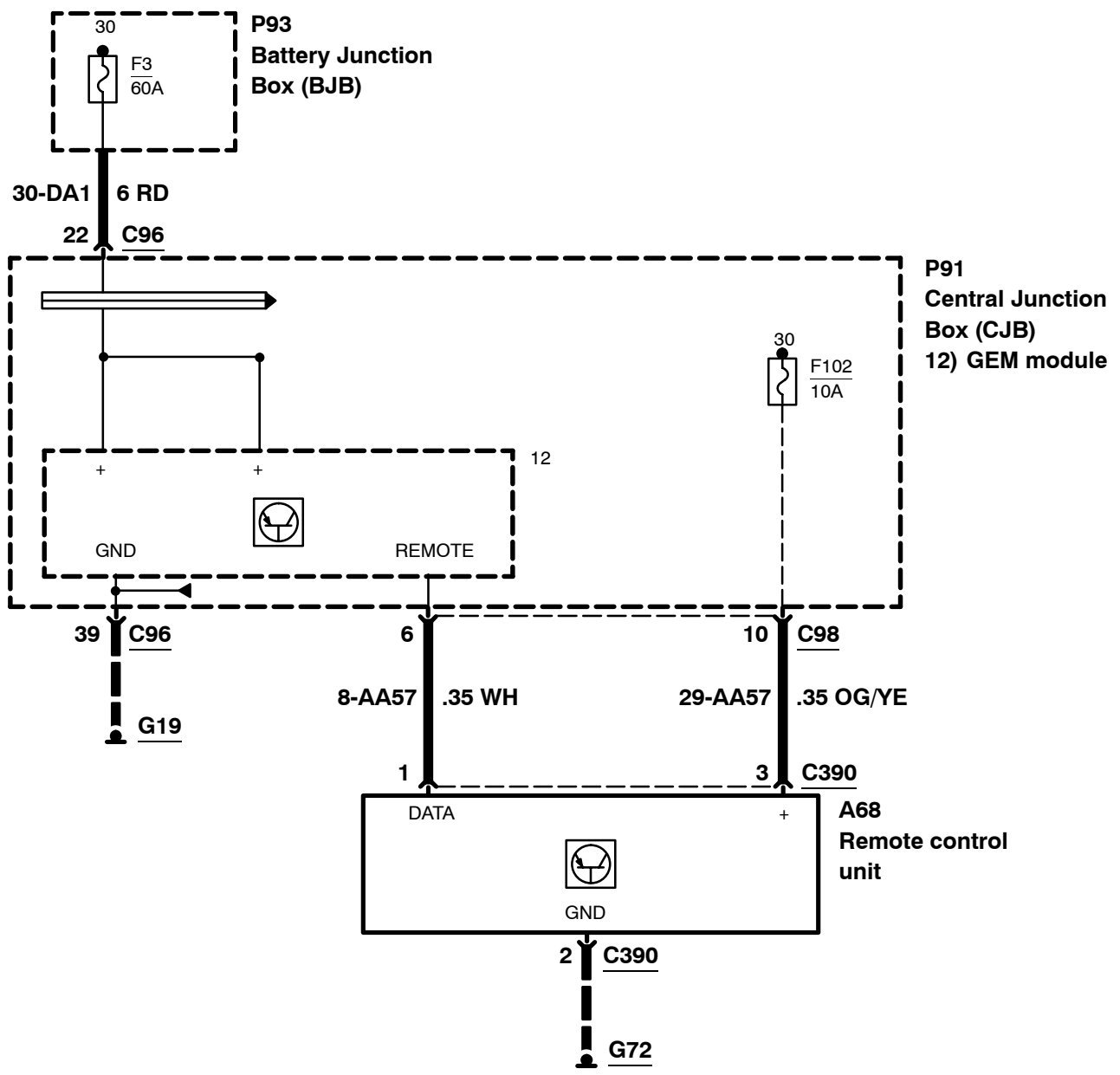


Handles, Locks, Latches and Entry Systems – except Coupé–Cabriolet, LHD, with double locking, with global closing



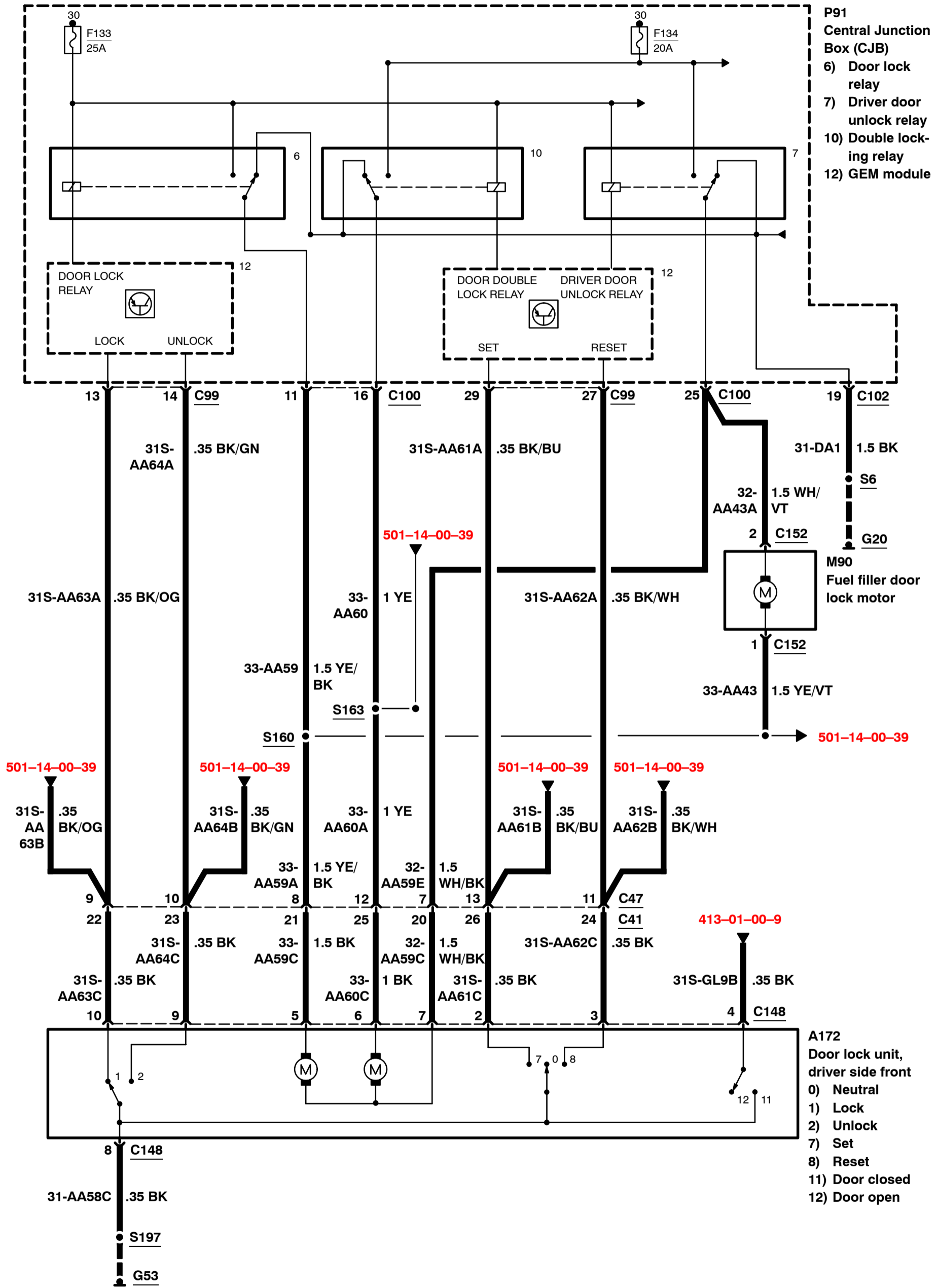
2008
501-14-00-37
2008.75
Focus

Handles, Locks, Latches and Entry Systems – except Coupé–Cabriolet, RHD, with double locking, without global closing

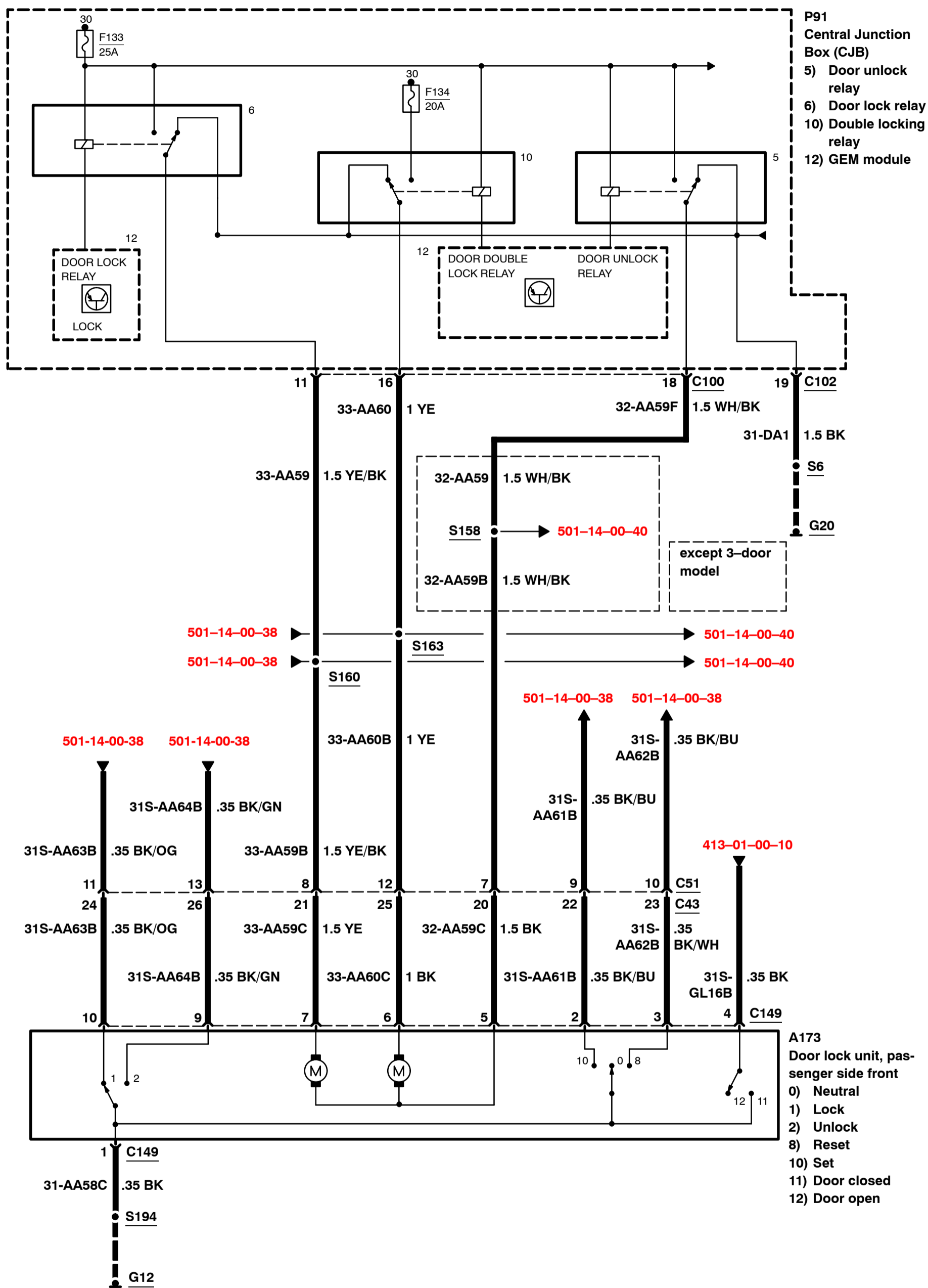


Handles, Locks, Latches and Entry Systems – except Coupé–Cabriolet, RHD, with double locking, without global closing

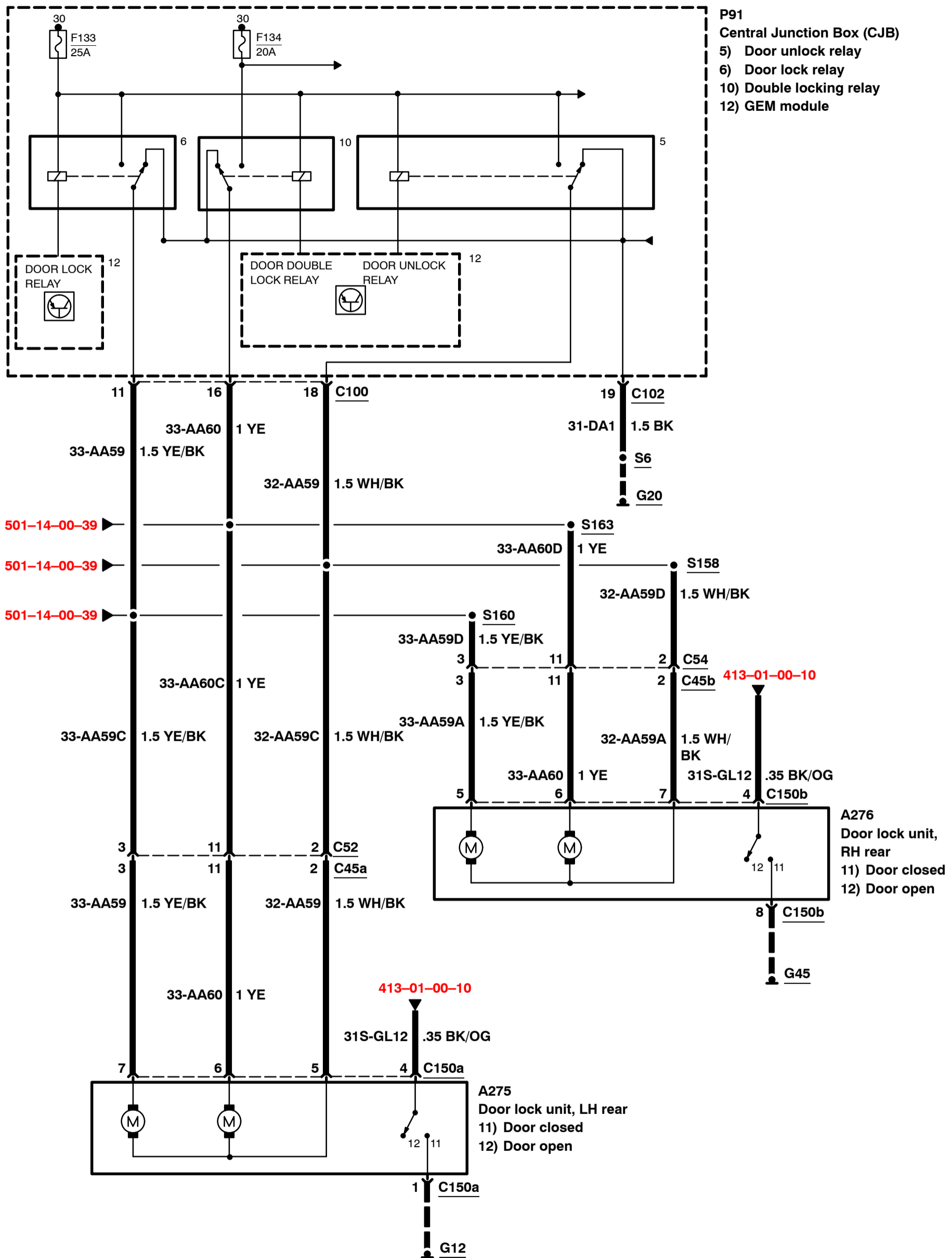
2008
501-14-00-38
2008.75
Focus



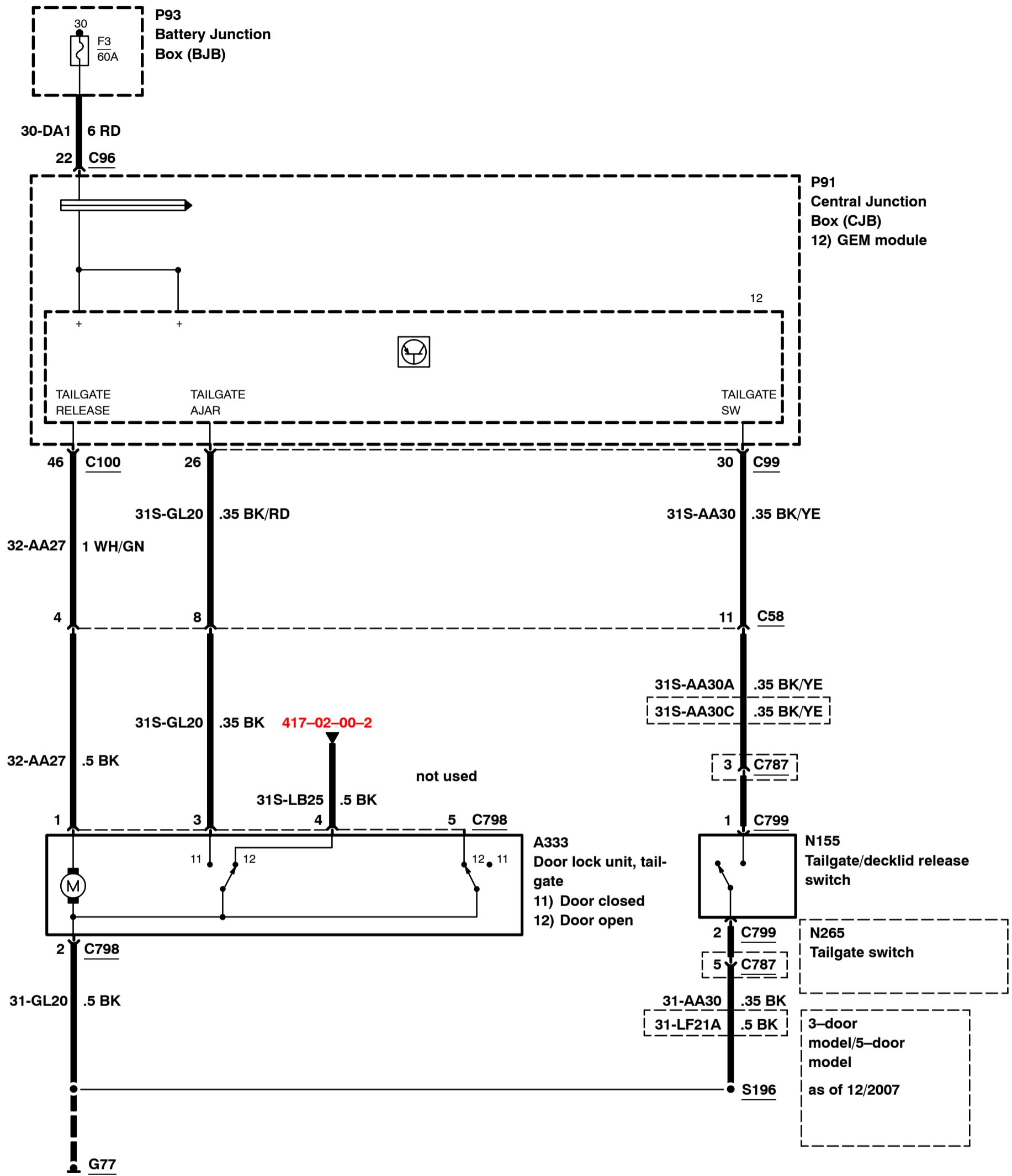
Handles, Locks, Latches and Entry Systems – except Coupé–Cabriolet, RHD, with double locking, without global closing



Handles, Locks, Latches and Entry Systems – except Coupé–Cabriolet, RHD, with double locking, without global closing

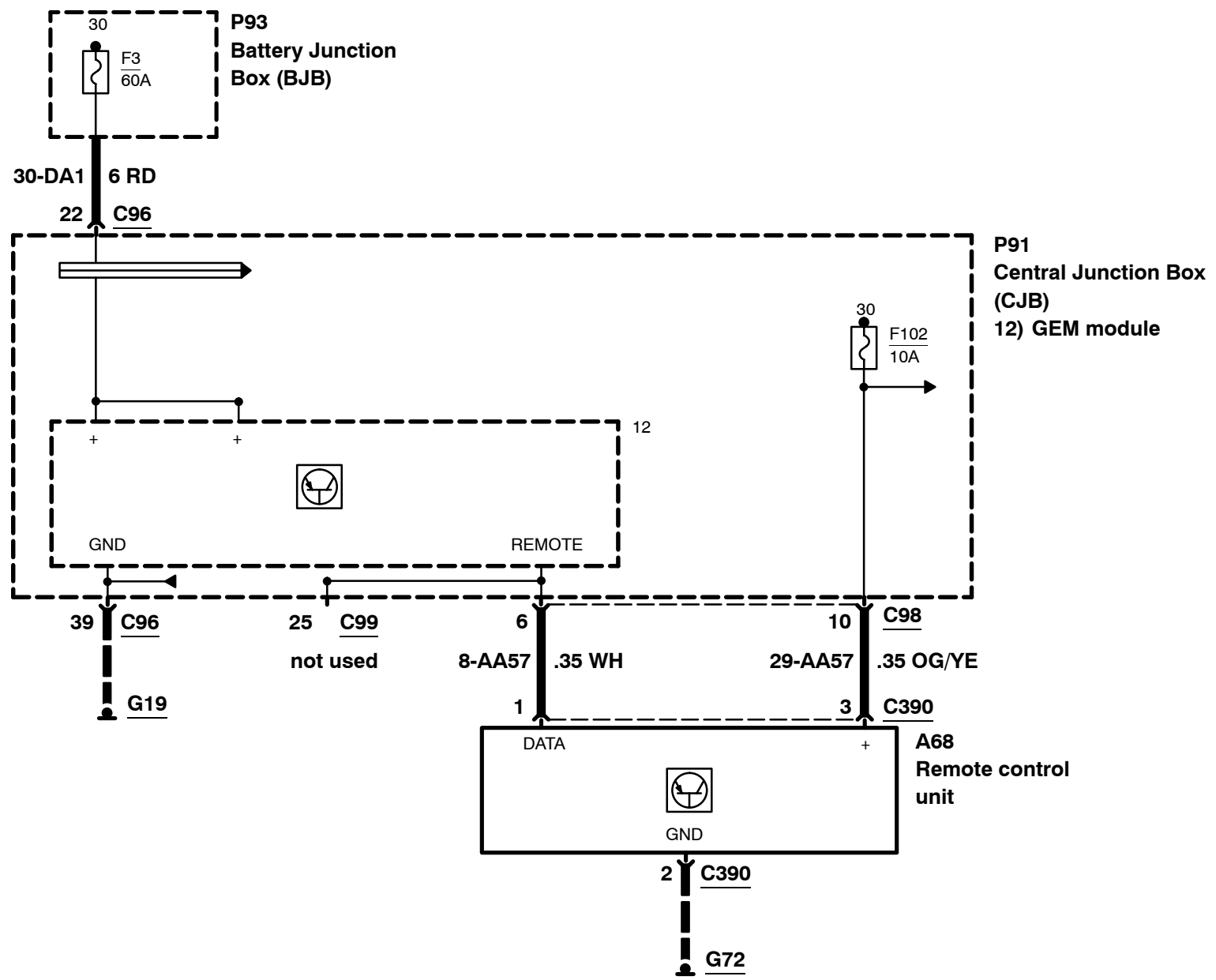


Handles, Locks, Latches and Entry Systems – except Coupé–Cabriolet, RHD, with double locking, without global closing

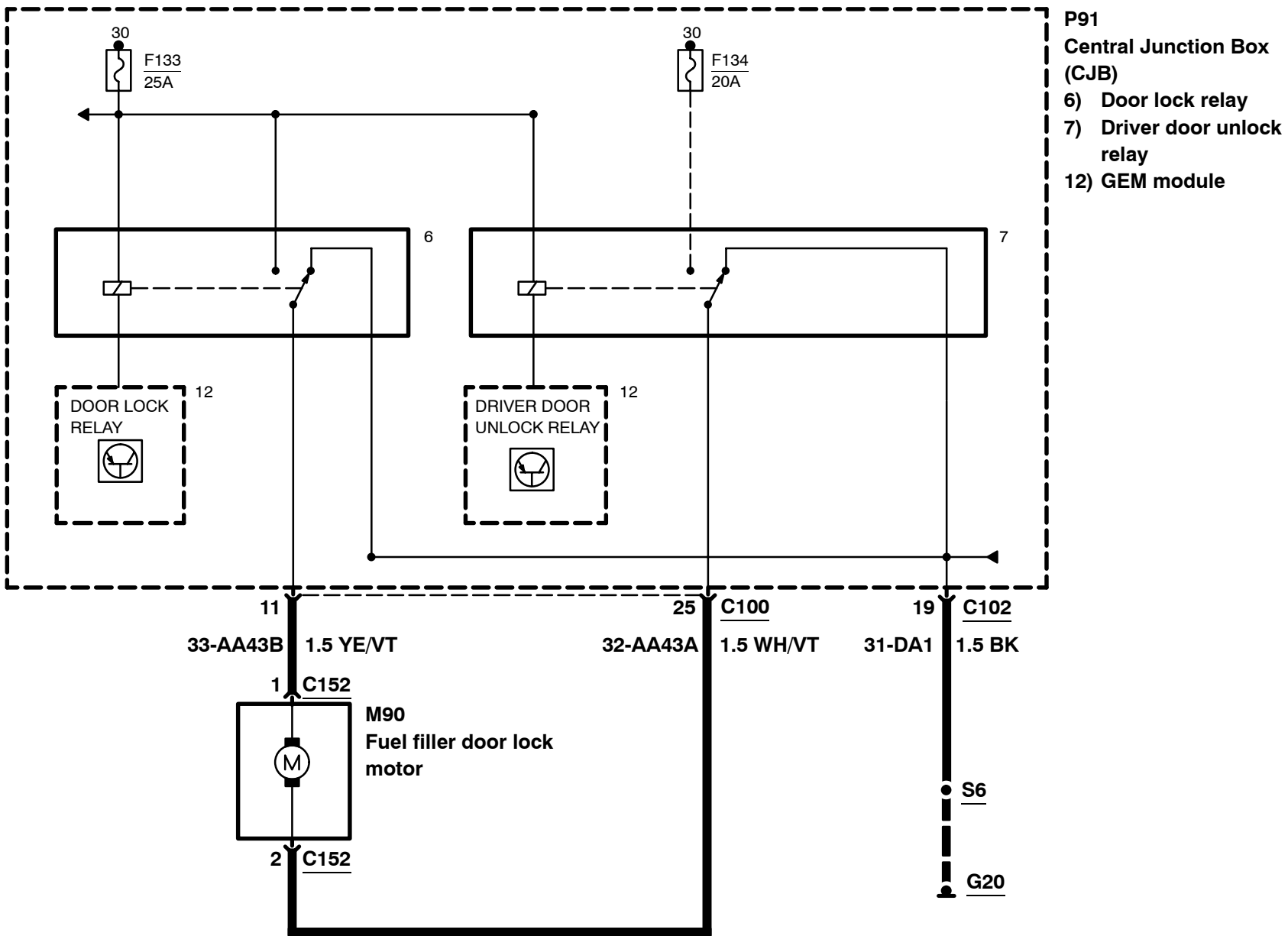


2008
501-14-00-42
2008.75
Focus

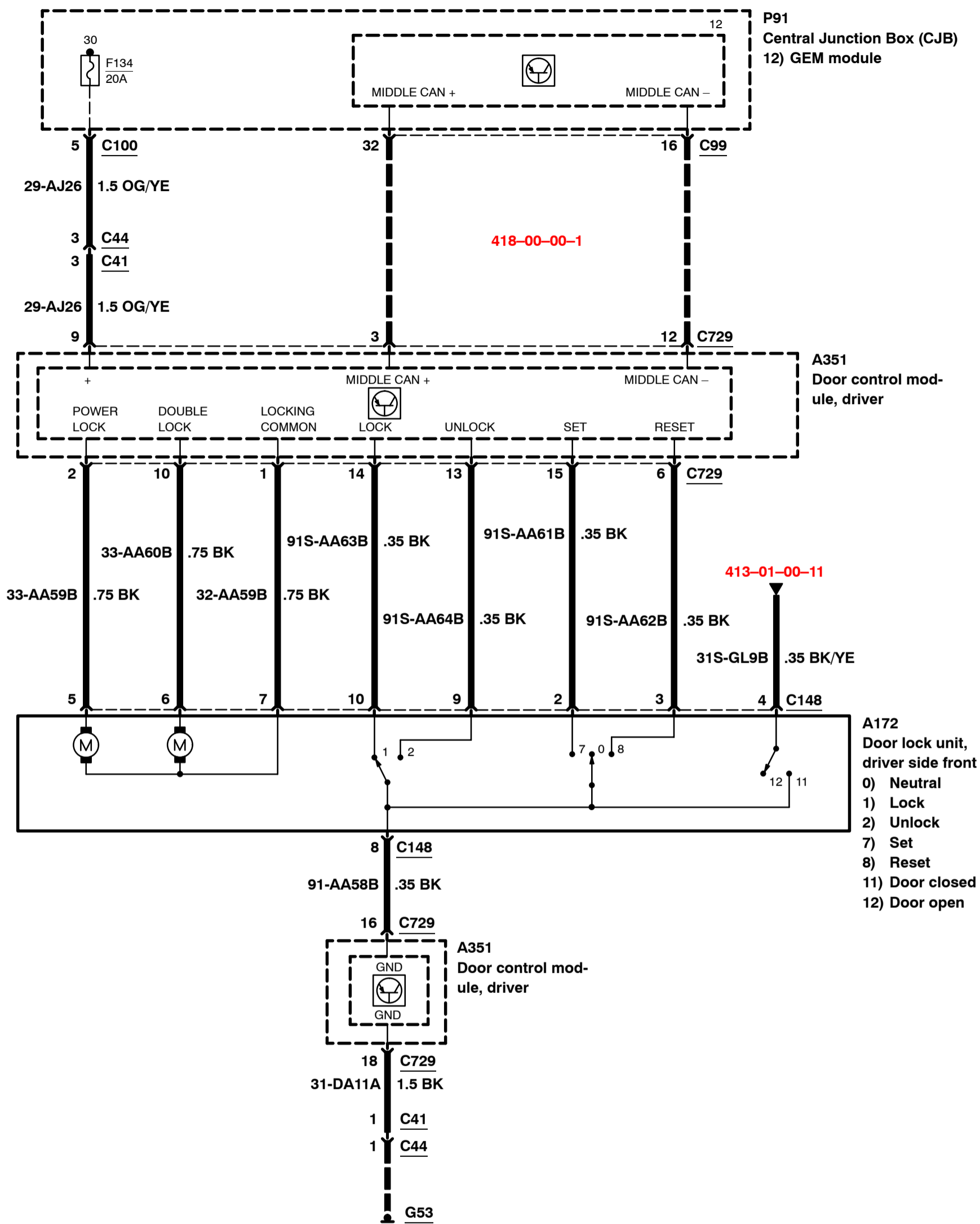
Handles, Locks, Latches and Entry Systems – except Coupé–Cabriolet, RHD, with double locking, with global closing



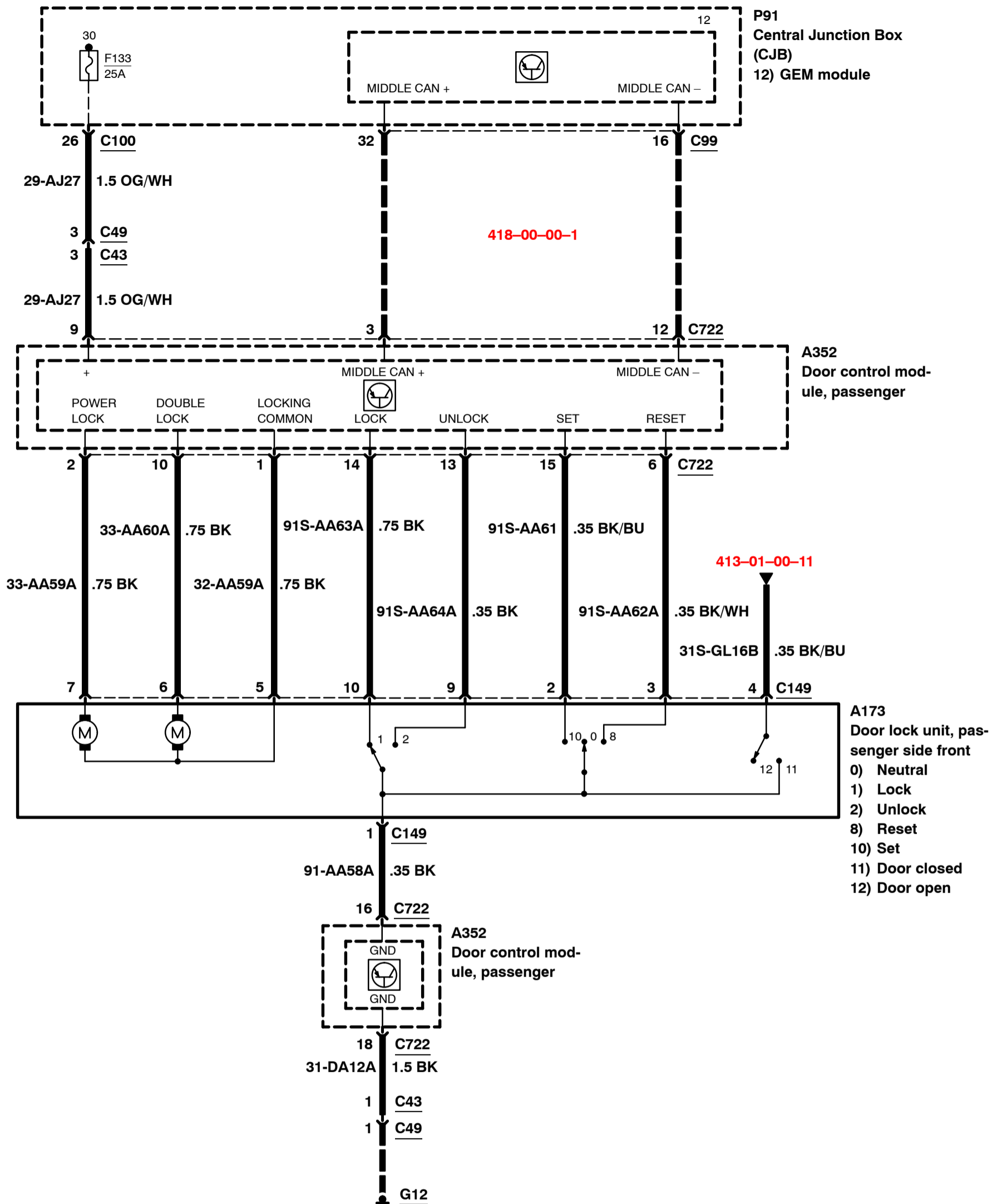
Handles, Locks, Latches and Entry Systems – except Coupé–Cabriolet, RHD, with double locking, with global closing



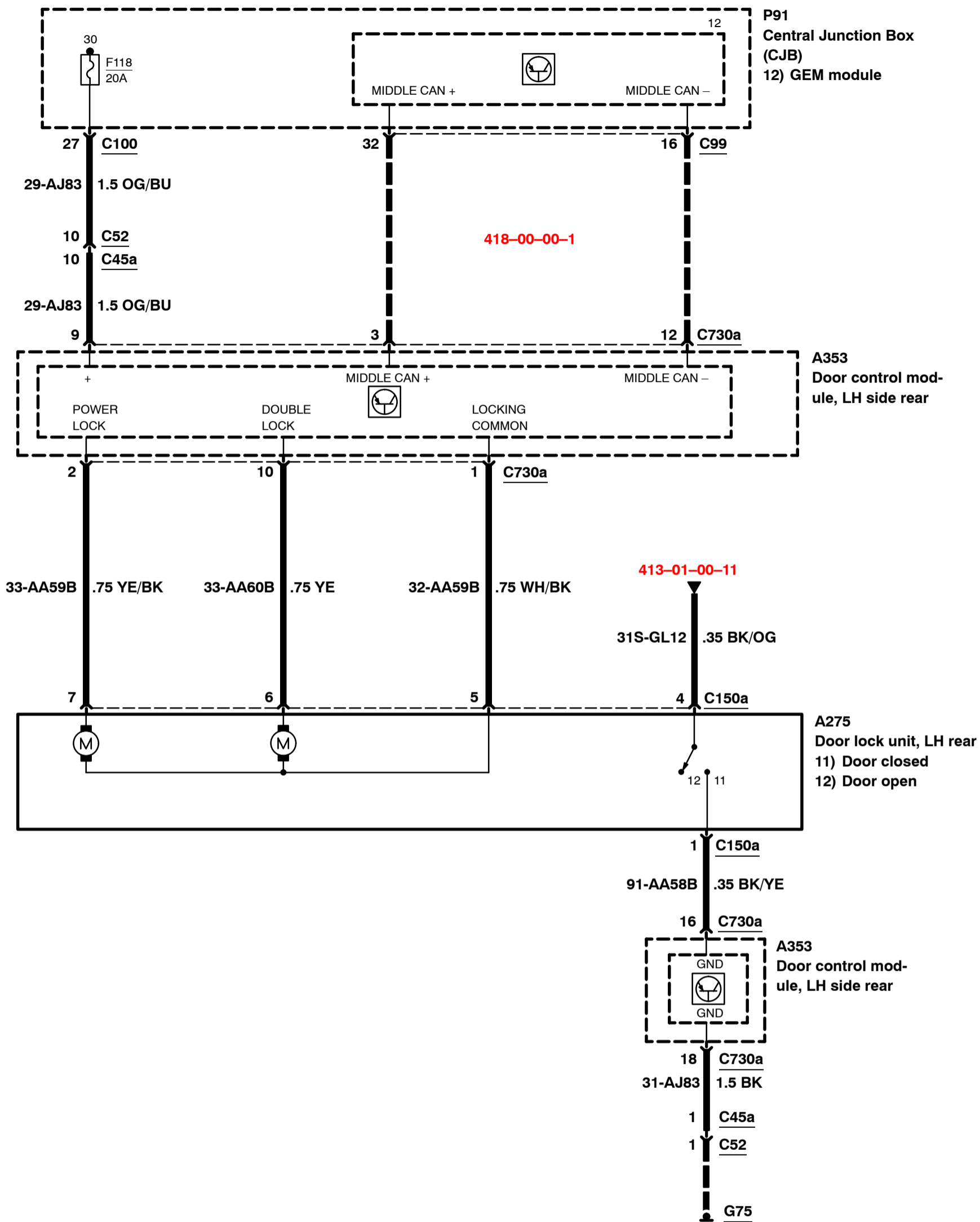
Handles, Locks, Latches and Entry Systems – except Coupé–Cabriolet, RHD, with double locking, with global closing



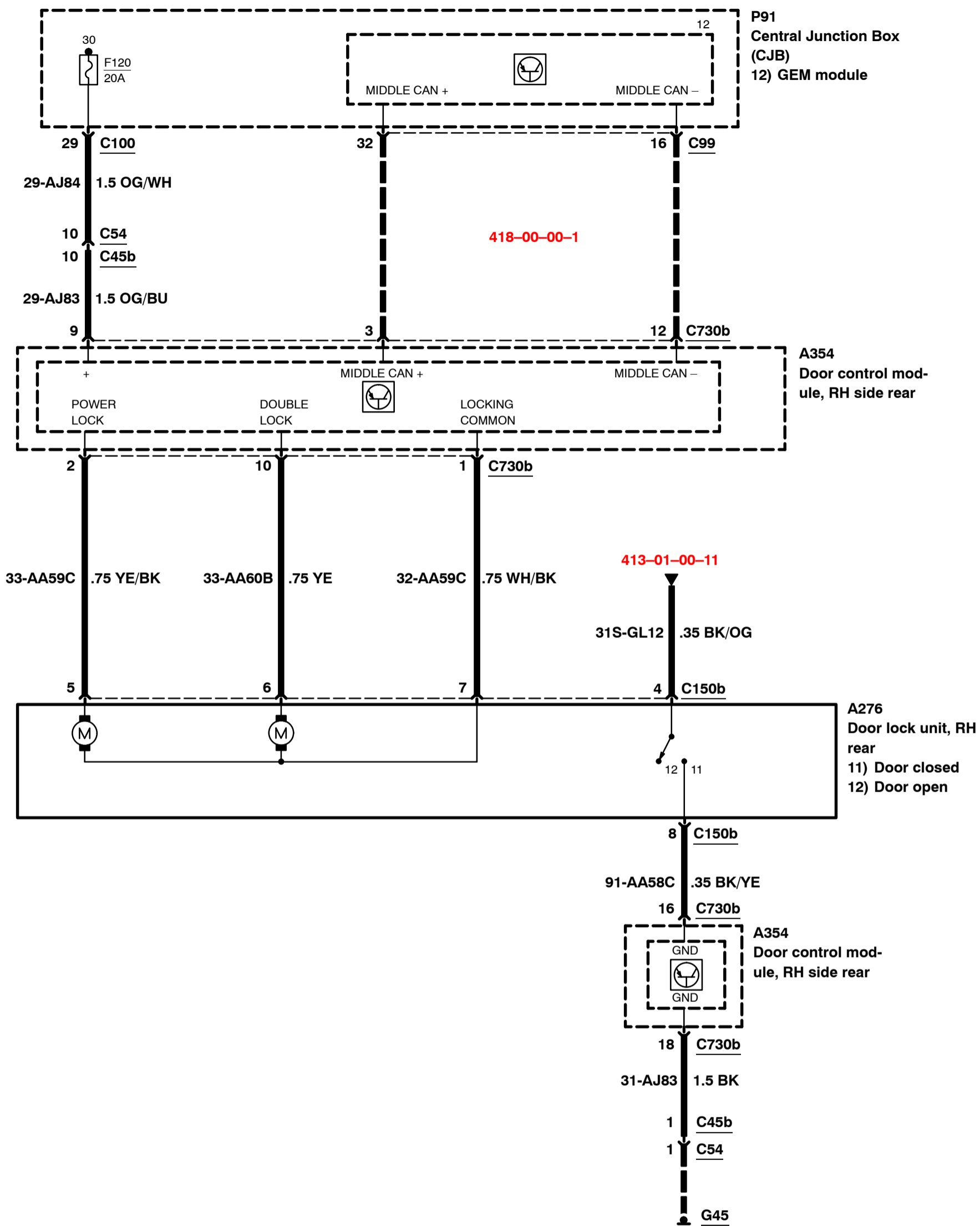
Handles, Locks, Latches and Entry Systems – except Coupé–Cabriolet, RHD, with double locking, with global closing



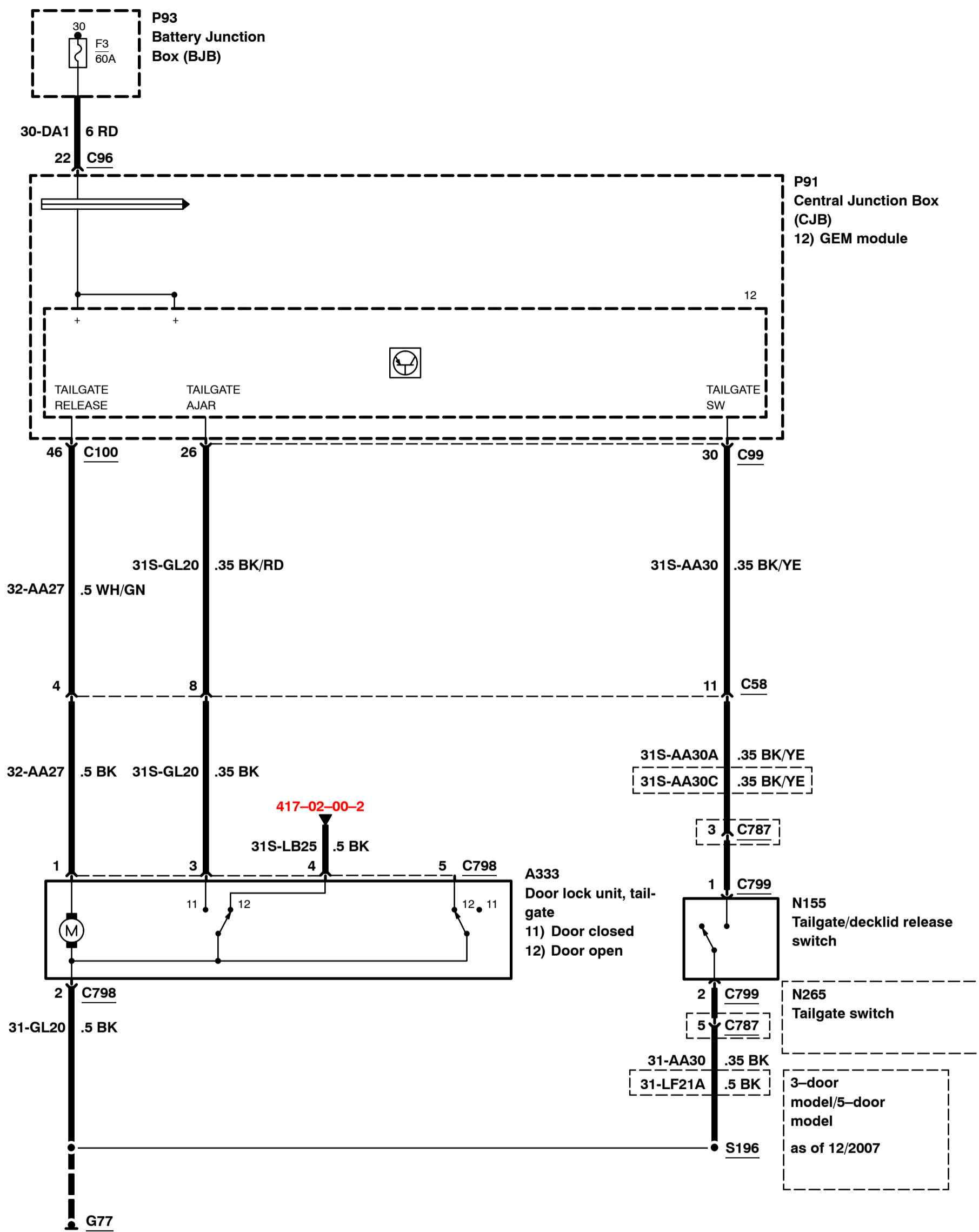
Handles, Locks, Latches and Entry Systems – except Coupé–Cabriolet, RHD, with double locking, with global closing



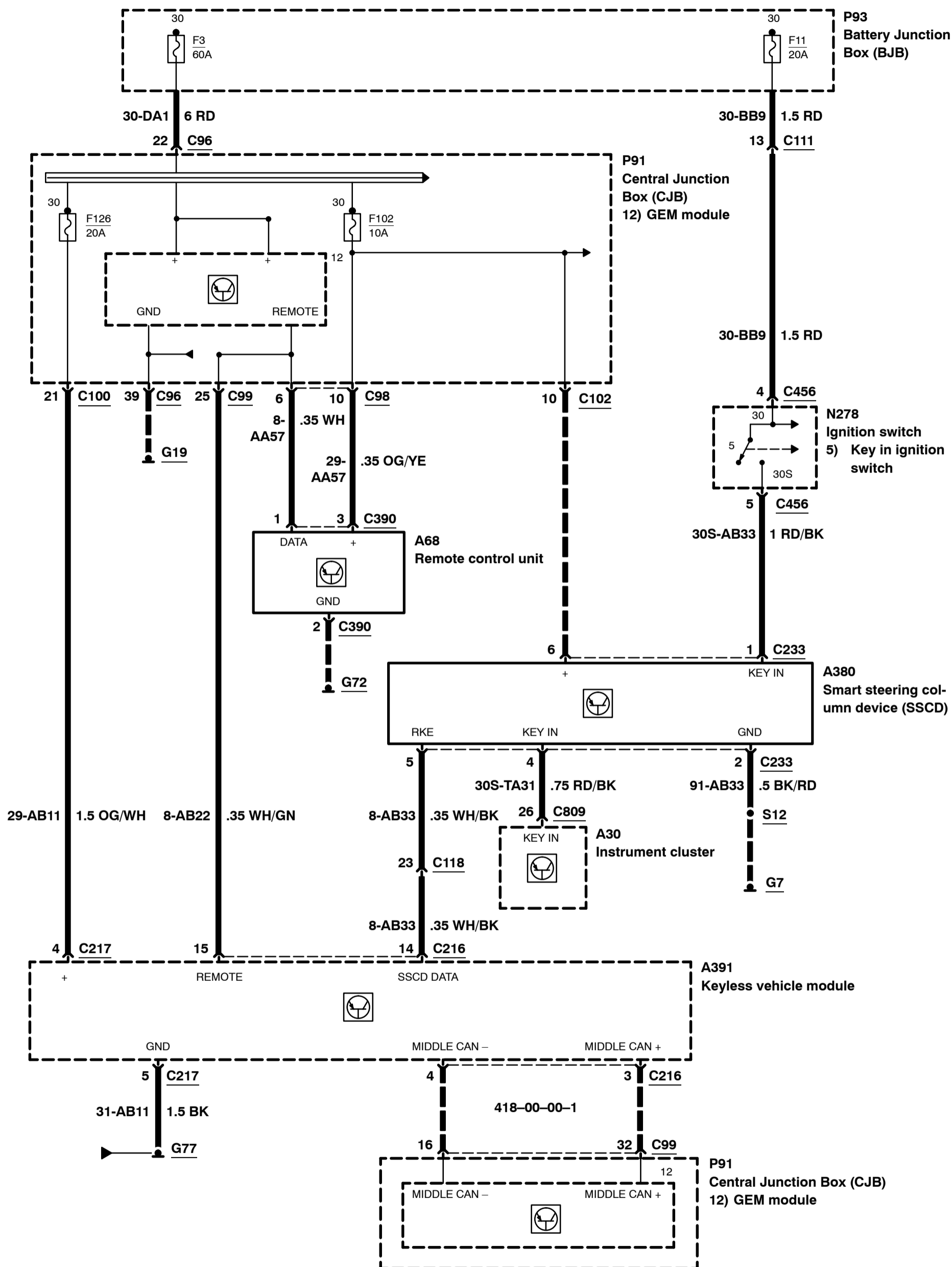
Handles, Locks, Latches and Entry Systems – except Coupé–Cabriolet, RHD, with double locking, with global closing



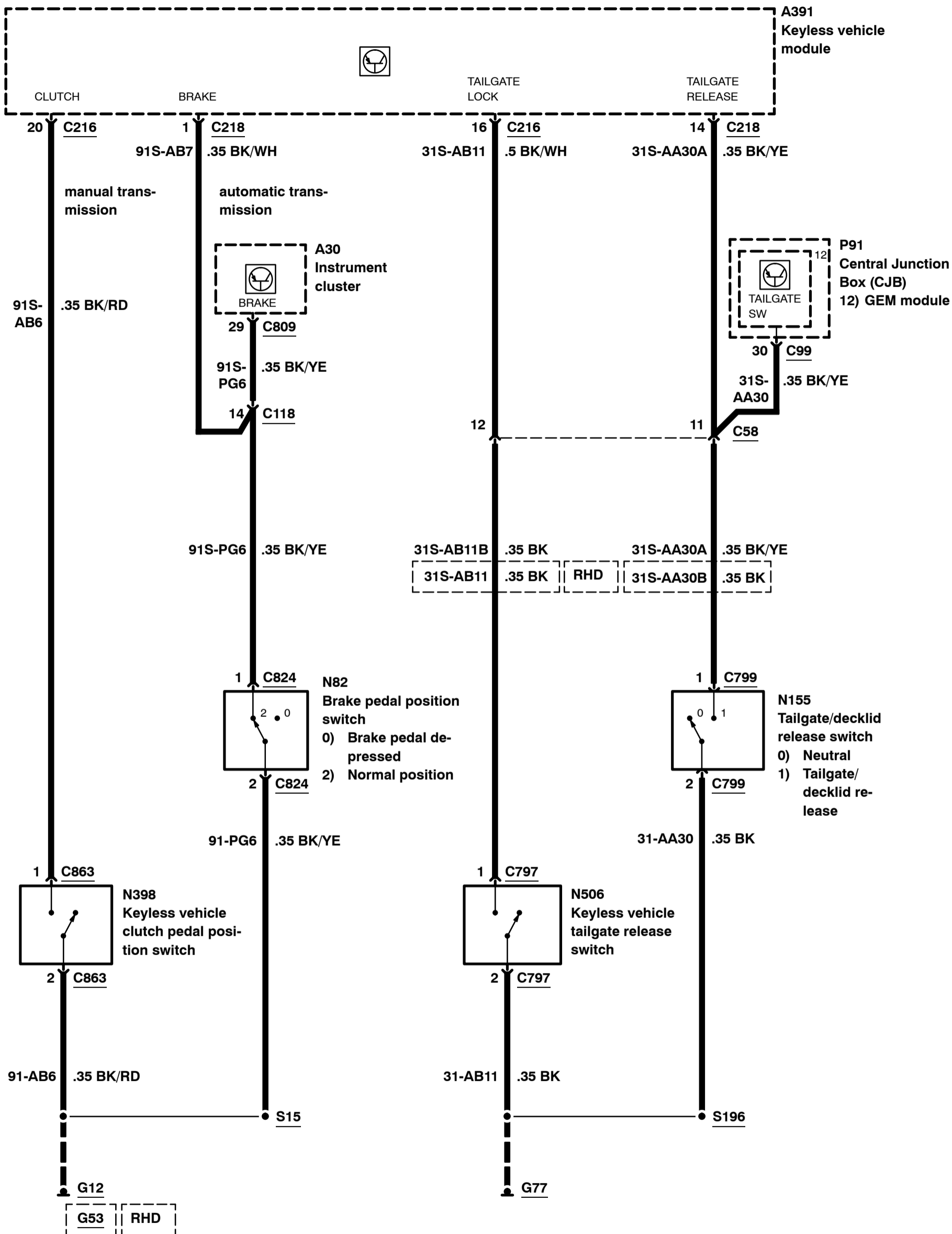
Handles, Locks, Latches and Entry Systems – except Coupé–Cabriolet, RHD, with double locking, with global closing



Handles, Locks, Latches and Entry Systems – except Coupé–Cabriolet, with keyless vehicle system, before 12/2007

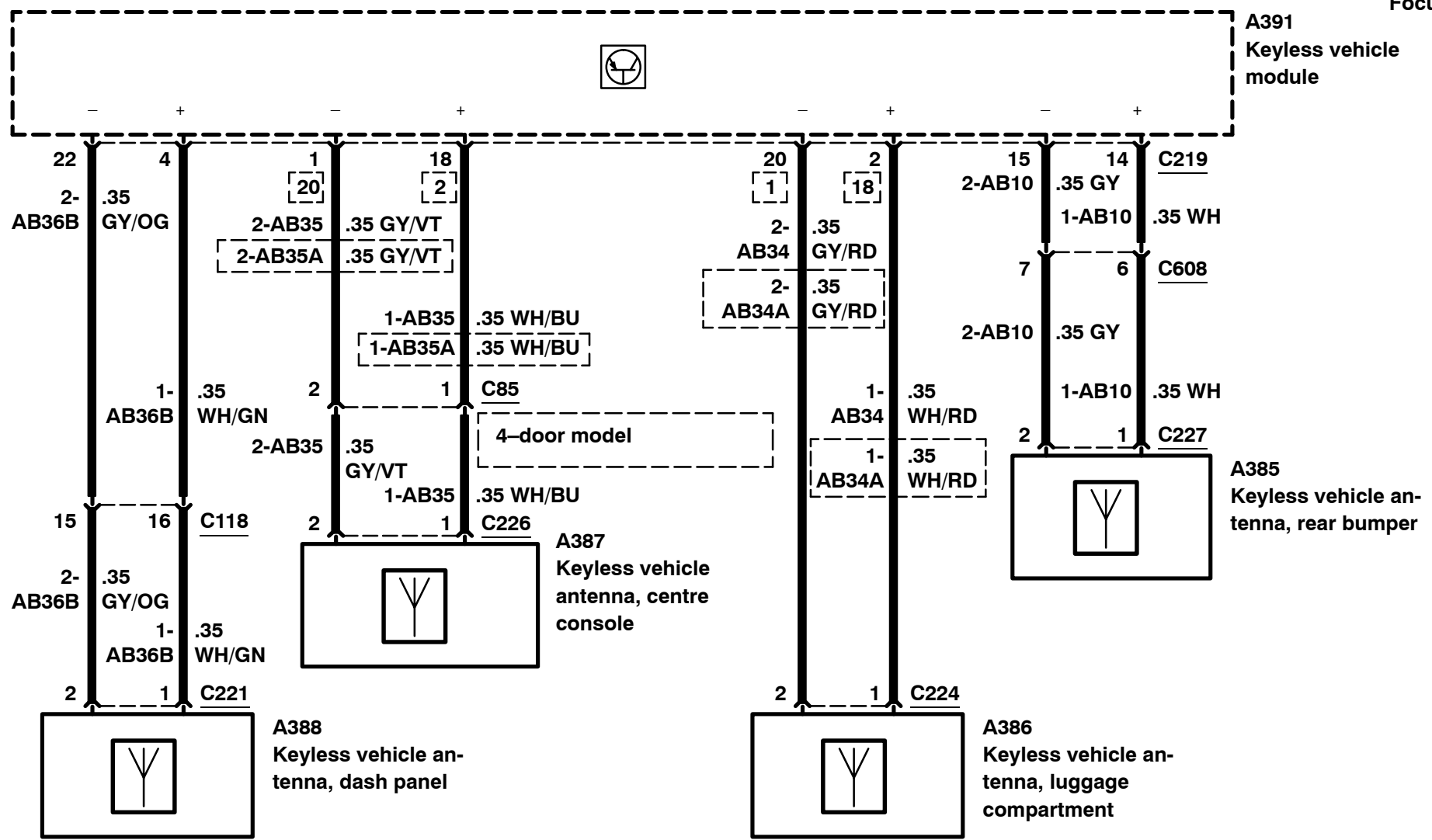


Handles, Locks, Latches and Entry Systems – except Coupé–Cabriolet, with keyless vehicle system, before 12/2007

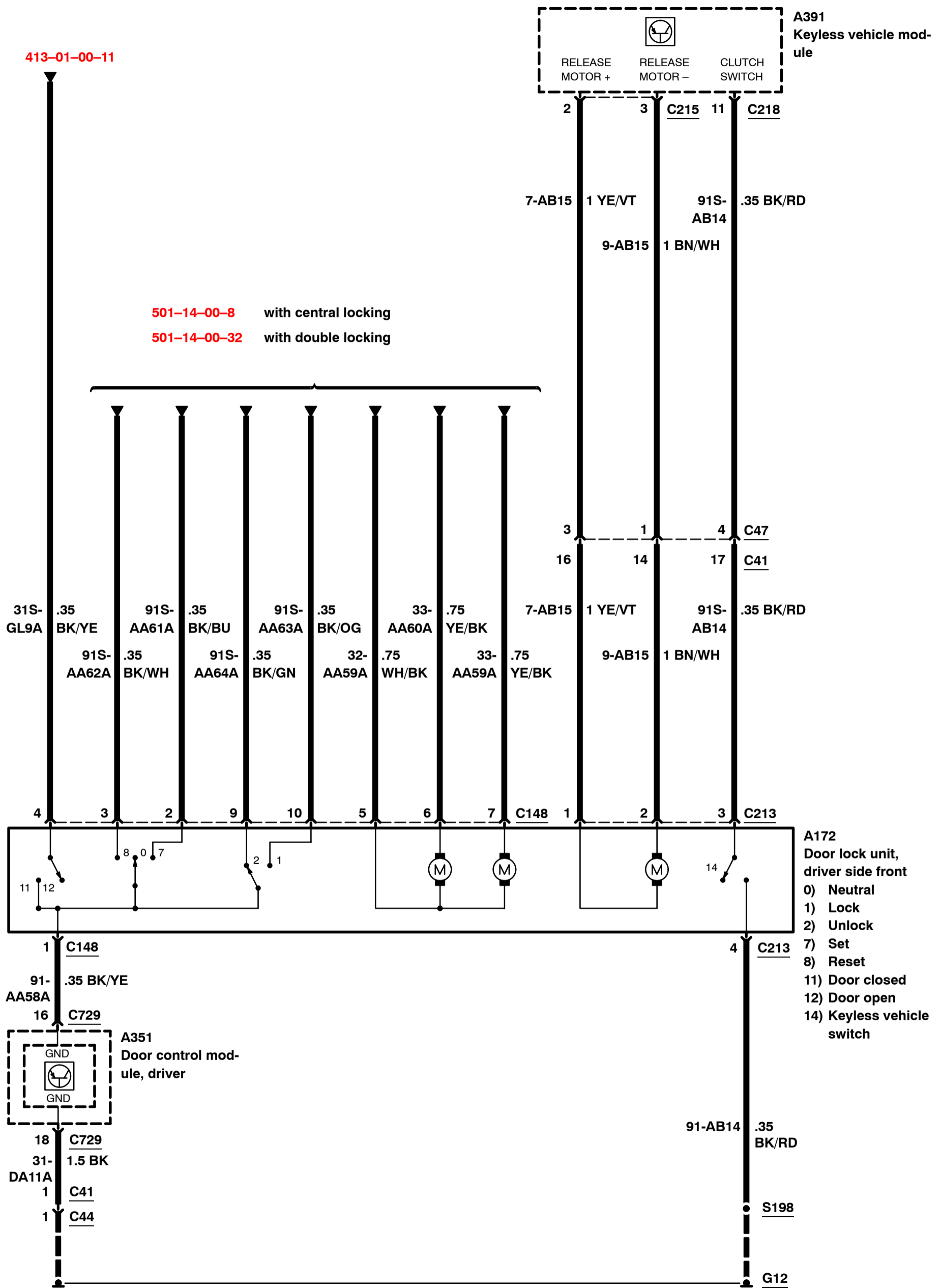


2008
501-14-00-51
2008.75
Focus

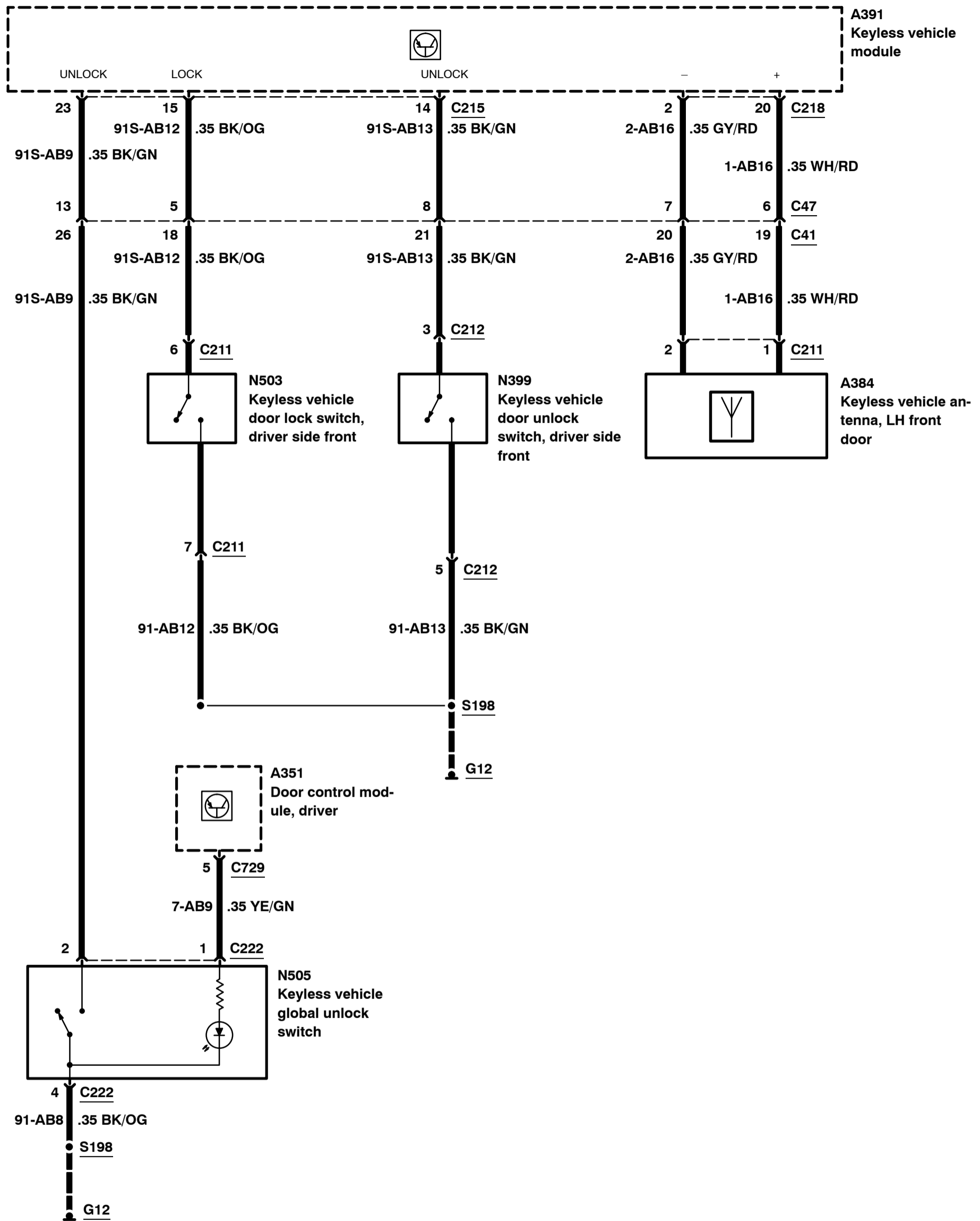
Handles, Locks, Latches and Entry Systems – except Coupé–Cabriolet, with keyless vehicle system, before 12/2007



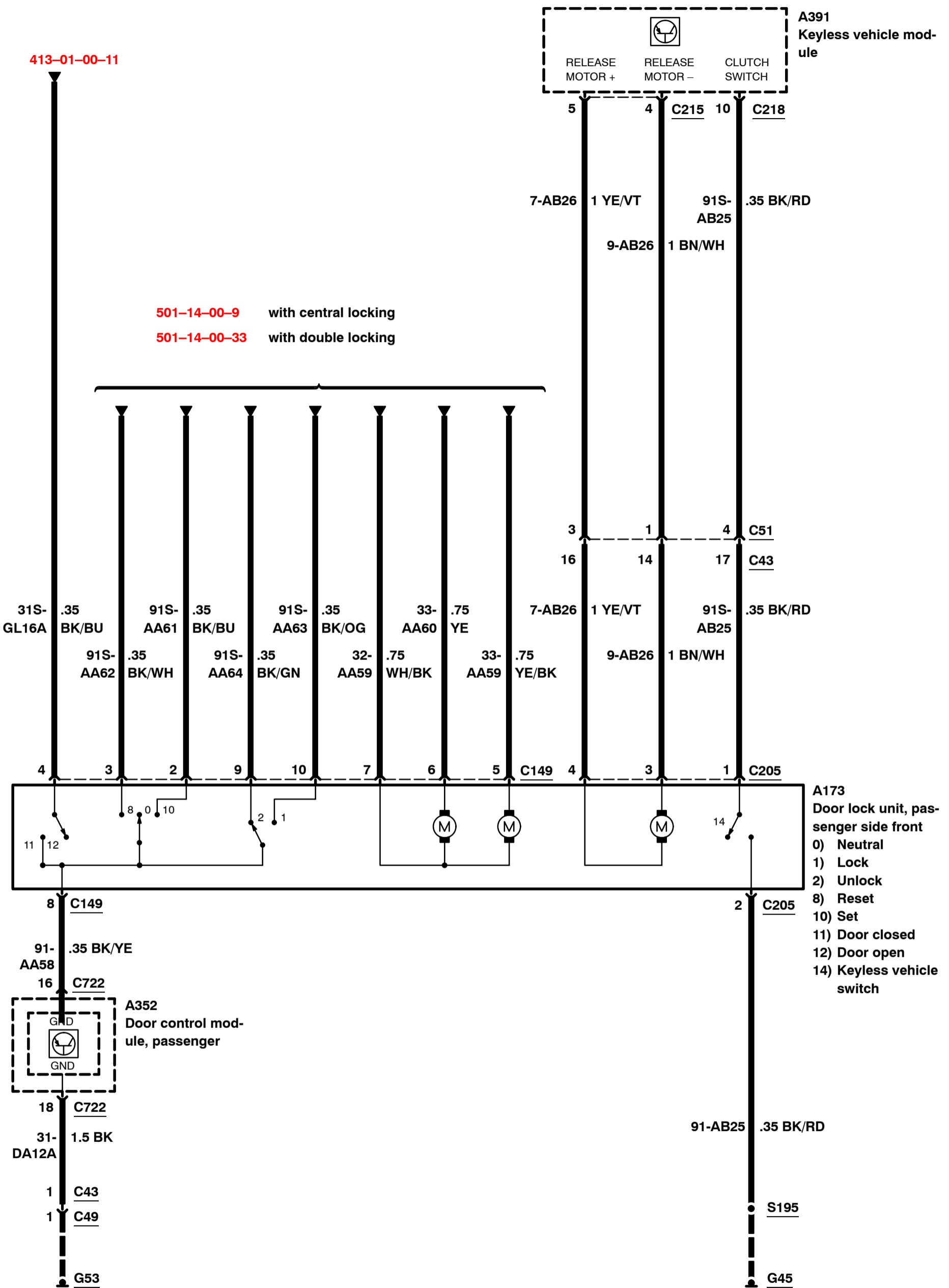
Handles, Locks, Latches and Entry Systems – except Coupé–Cabriolet, with keyless vehicle system, LHD, before 12/2007



Handles, Locks, Latches and Entry Systems – except Coupé–Cabriolet, with keyless vehicle system, LHD, before 12/2007

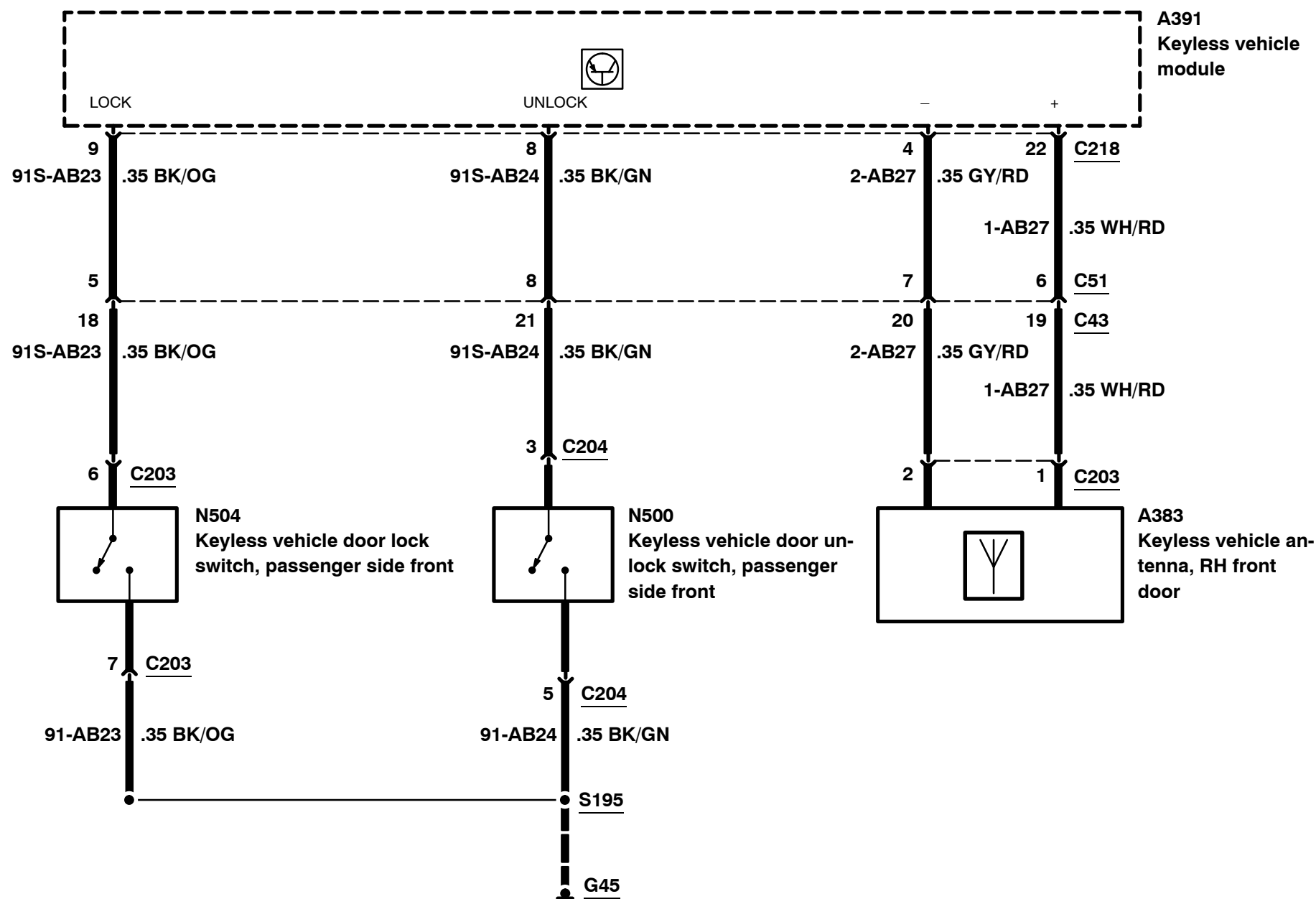


Handles, Locks, Latches and Entry Systems – except Coupé–Cabriolet, with keyless vehicle system, LHD, before 12/2007

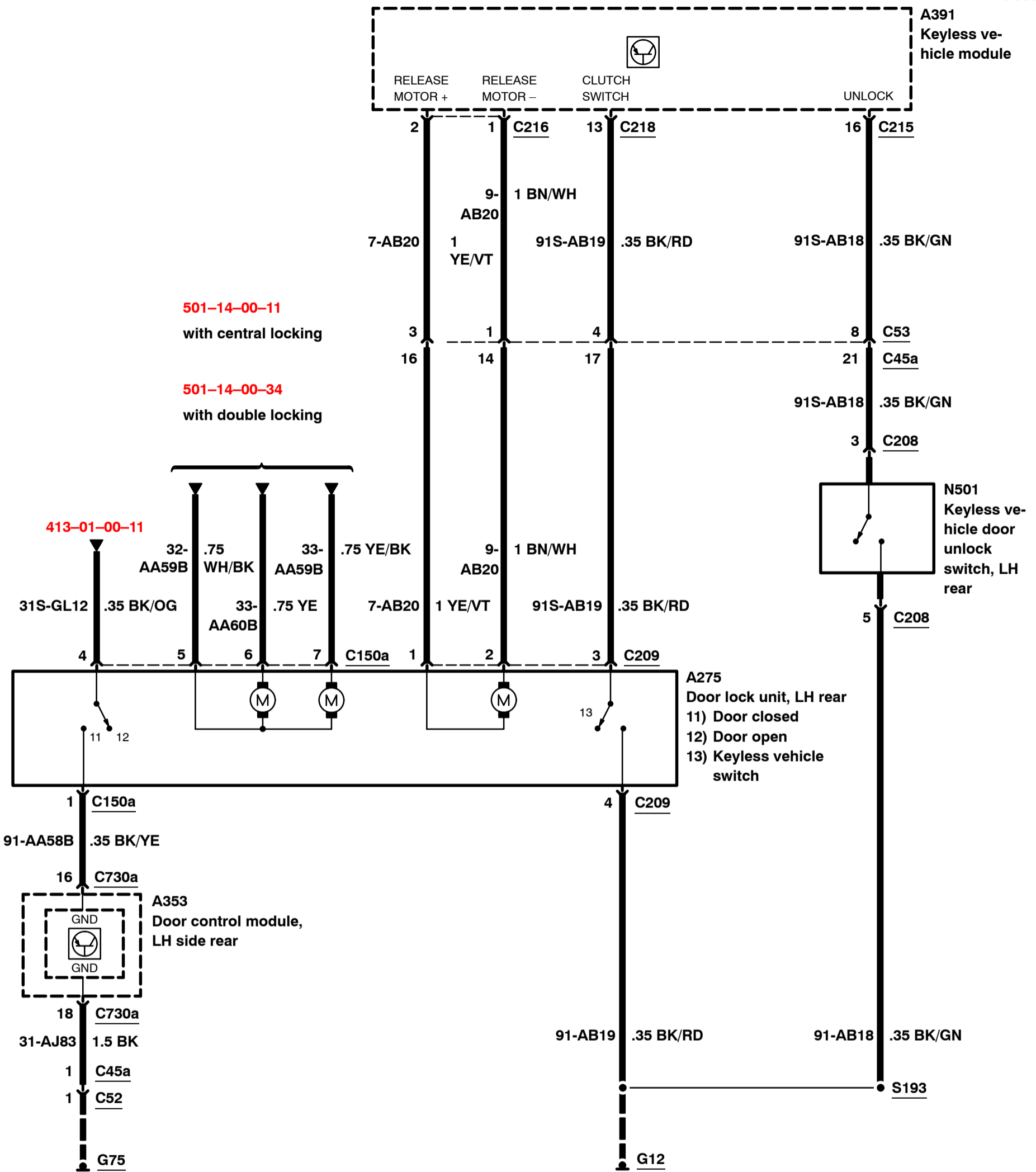


2008
501-14-00-55
2008.75
Focus

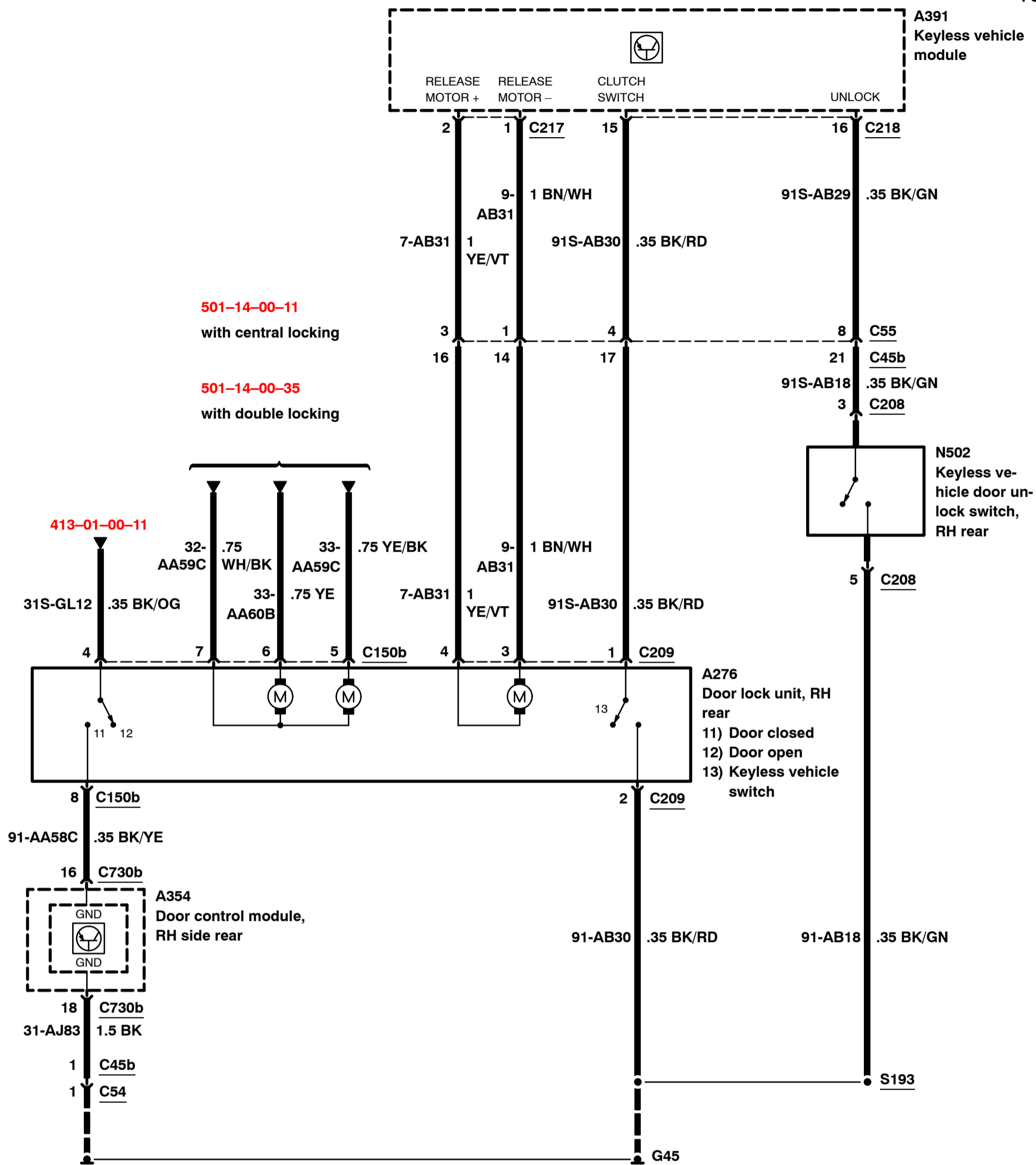
Handles, Locks, Latches and Entry Systems – except Coupé–Cabriolet, with keyless vehicle system, LHD, before 12/2007



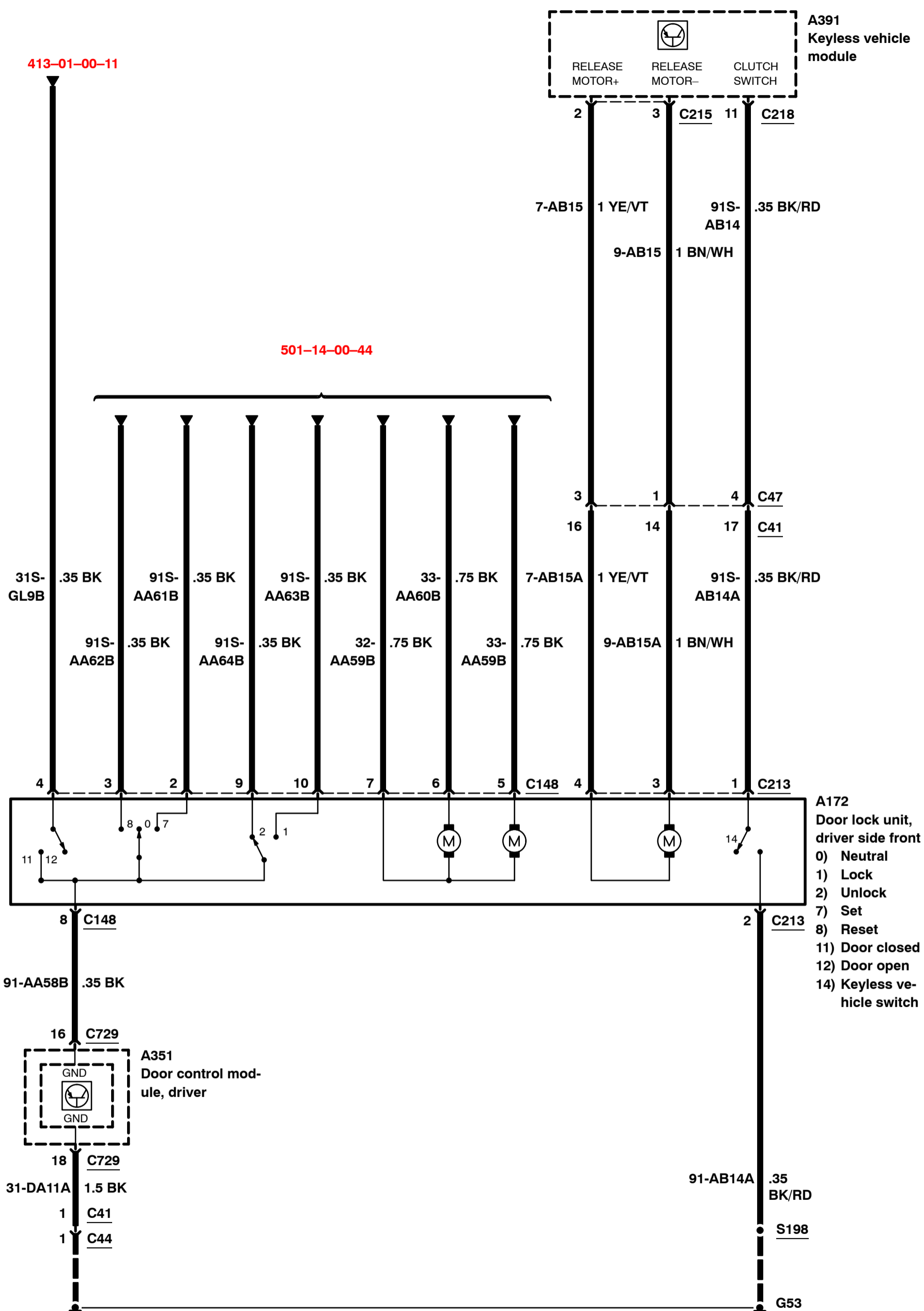
Handles, Locks, Latches and Entry Systems – except Coupé–Cabriolet, with keyless vehicle system, LHD, before 12/2007



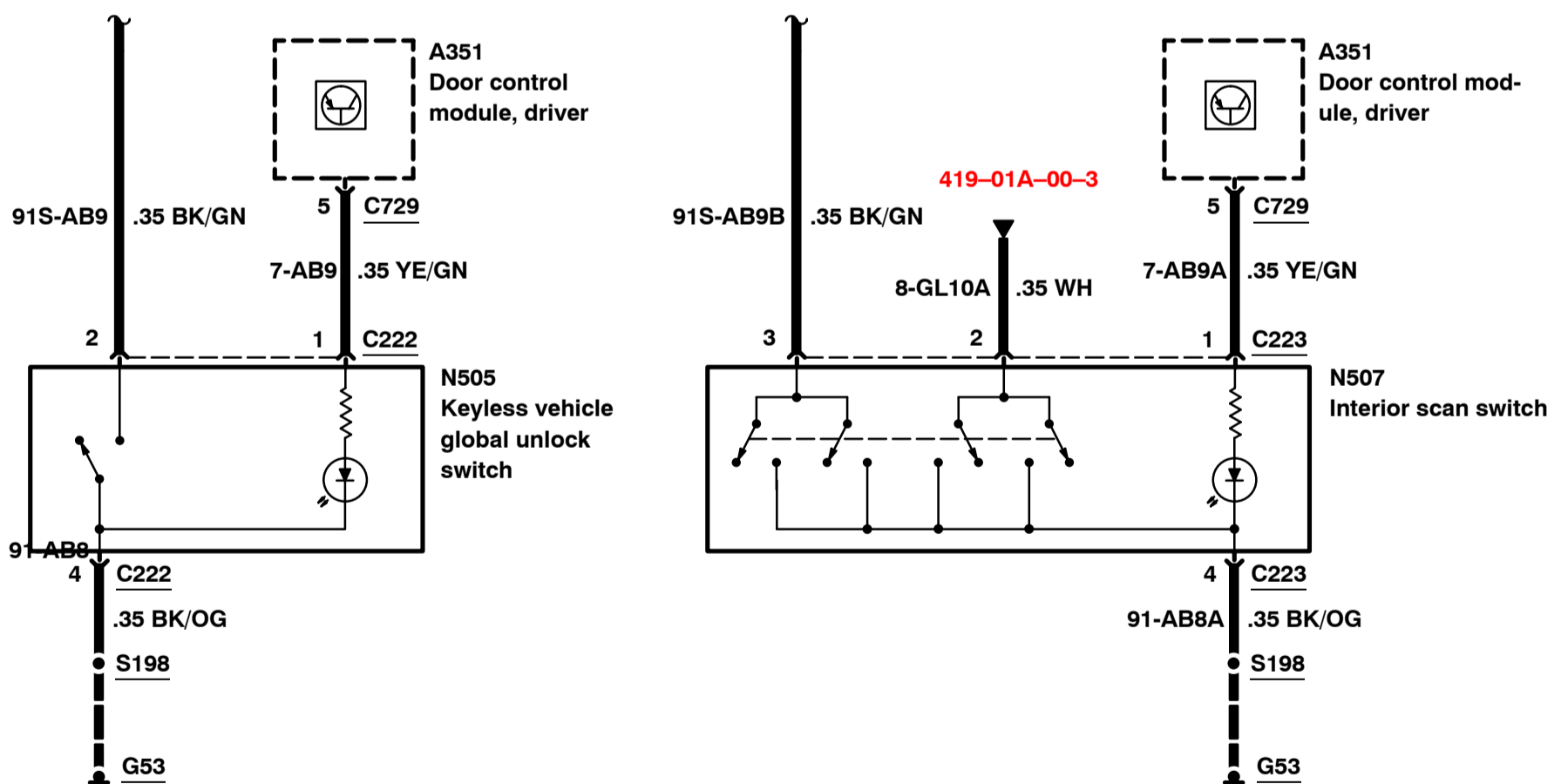
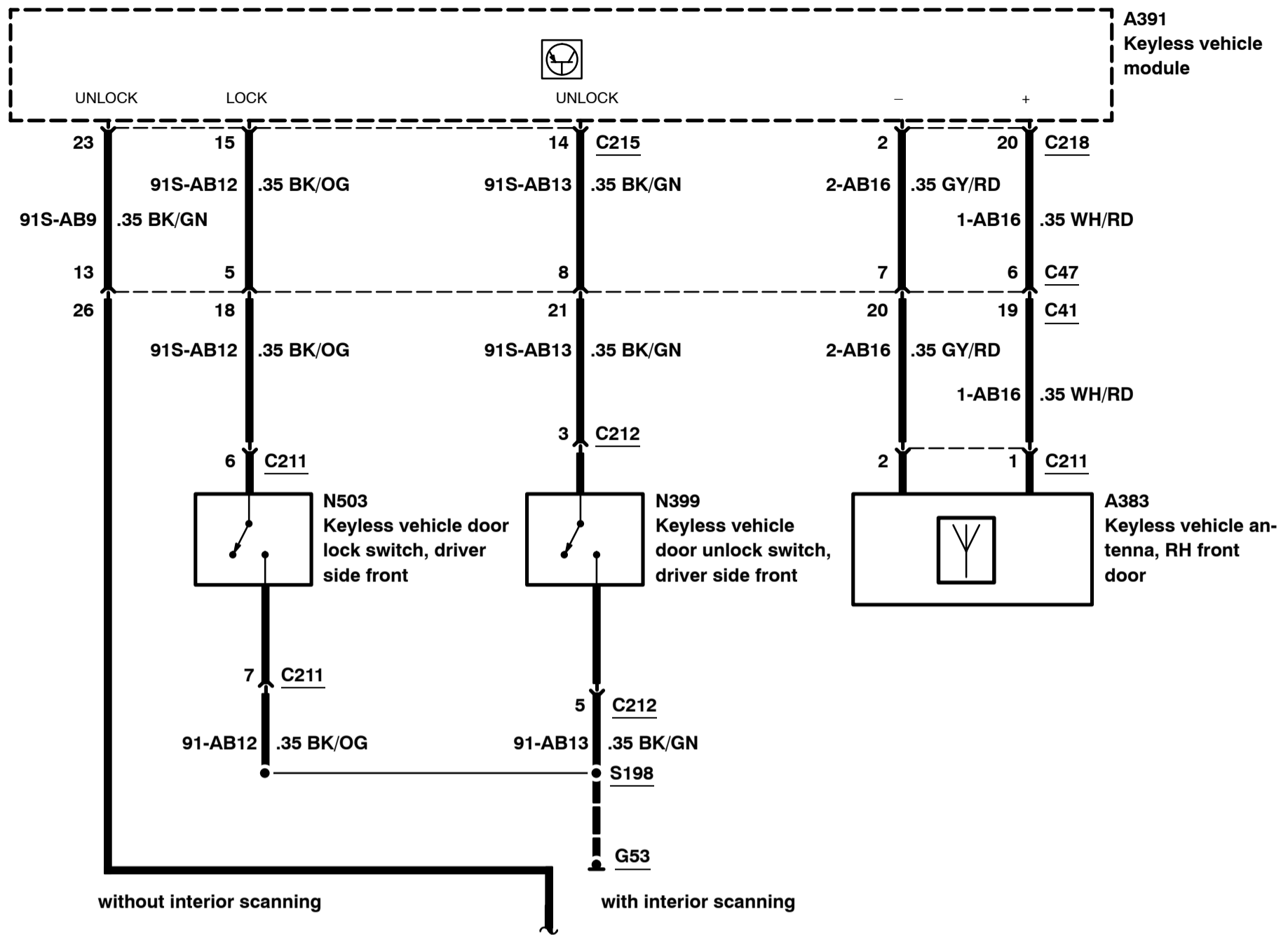
Handles, Locks, Latches and Entry Systems – except Coupé–Cabriolet, with keyless vehicle system, LHD, before 12/2007



Handles, Locks, Latches and Entry Systems – except Coupé–Cabriolet, with keyless vehicle system, RHD, before 12/2007

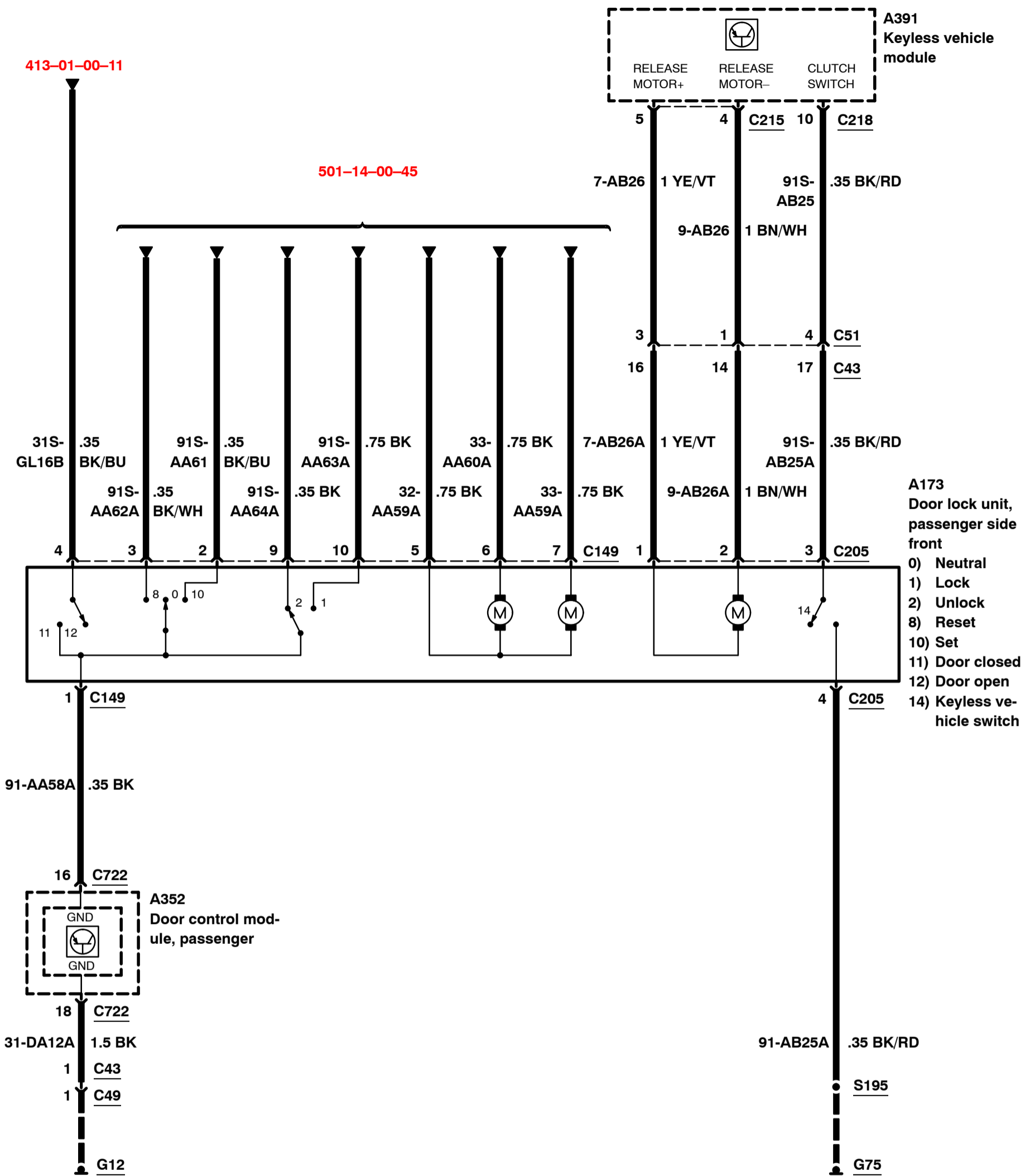


Handles, Locks, Latches and Entry Systems – except Coupé–Cabriolet, with keyless vehicle system, RHD, before 12/2007

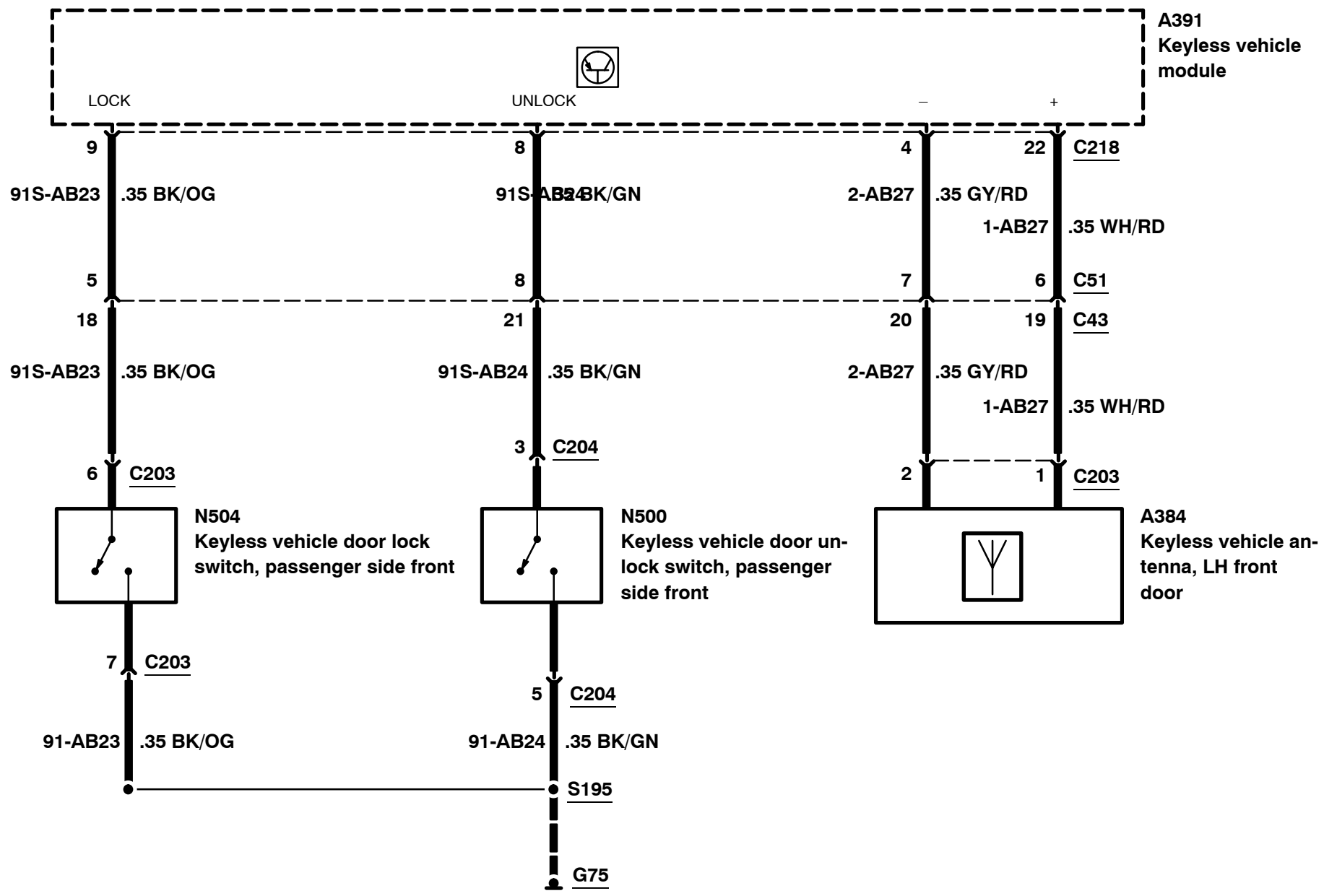


Handles, Locks, Latches and Entry Systems – except Coupé–Cabriolet, with keyless vehicle system, RHD, before 12/2007

2008
501-14-00-60
2008.75
Focus

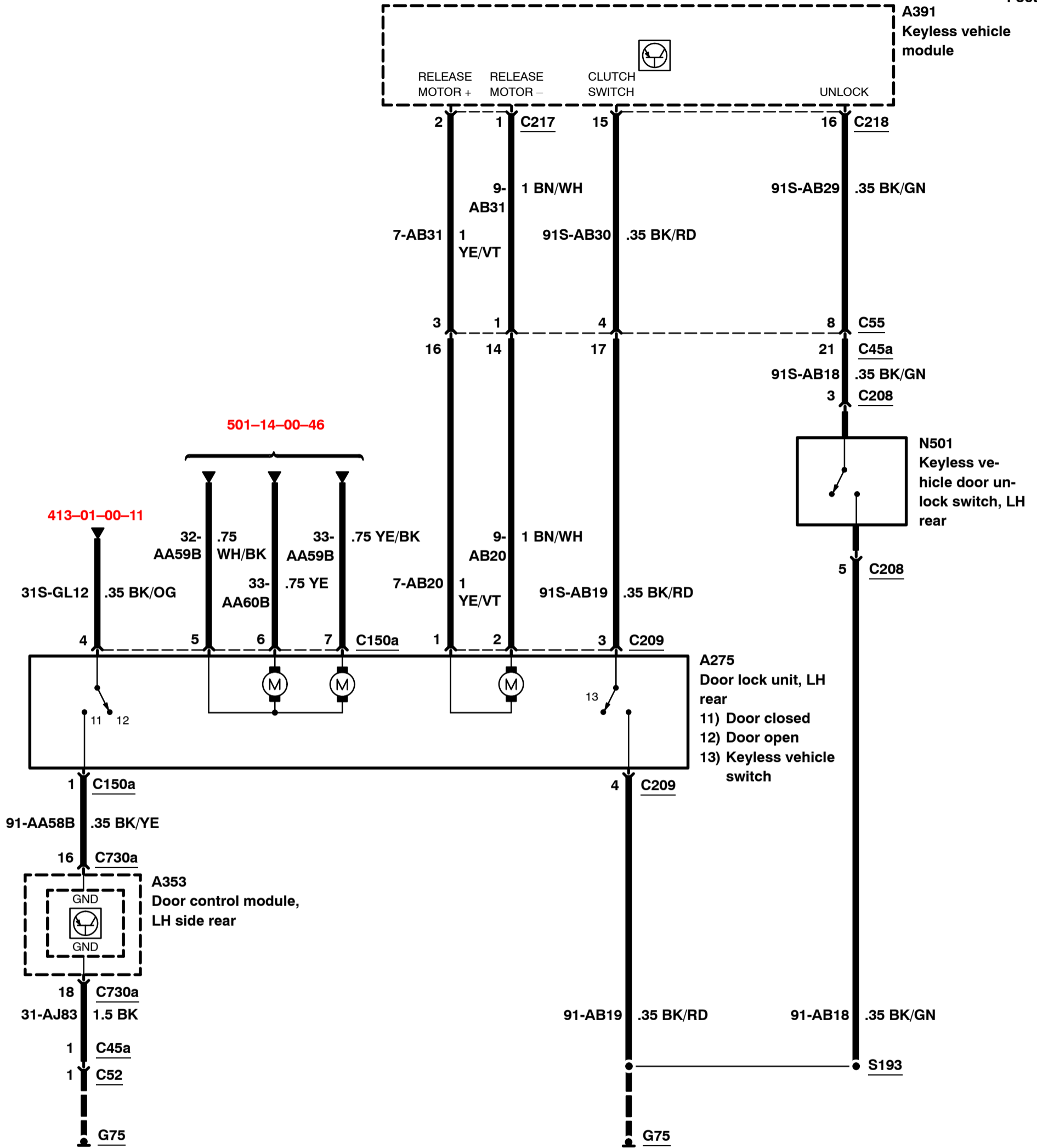


Handles, Locks, Latches and Entry Systems – except Coupé–Cabriolet, with keyless vehicle system, RHD, before 12/2007



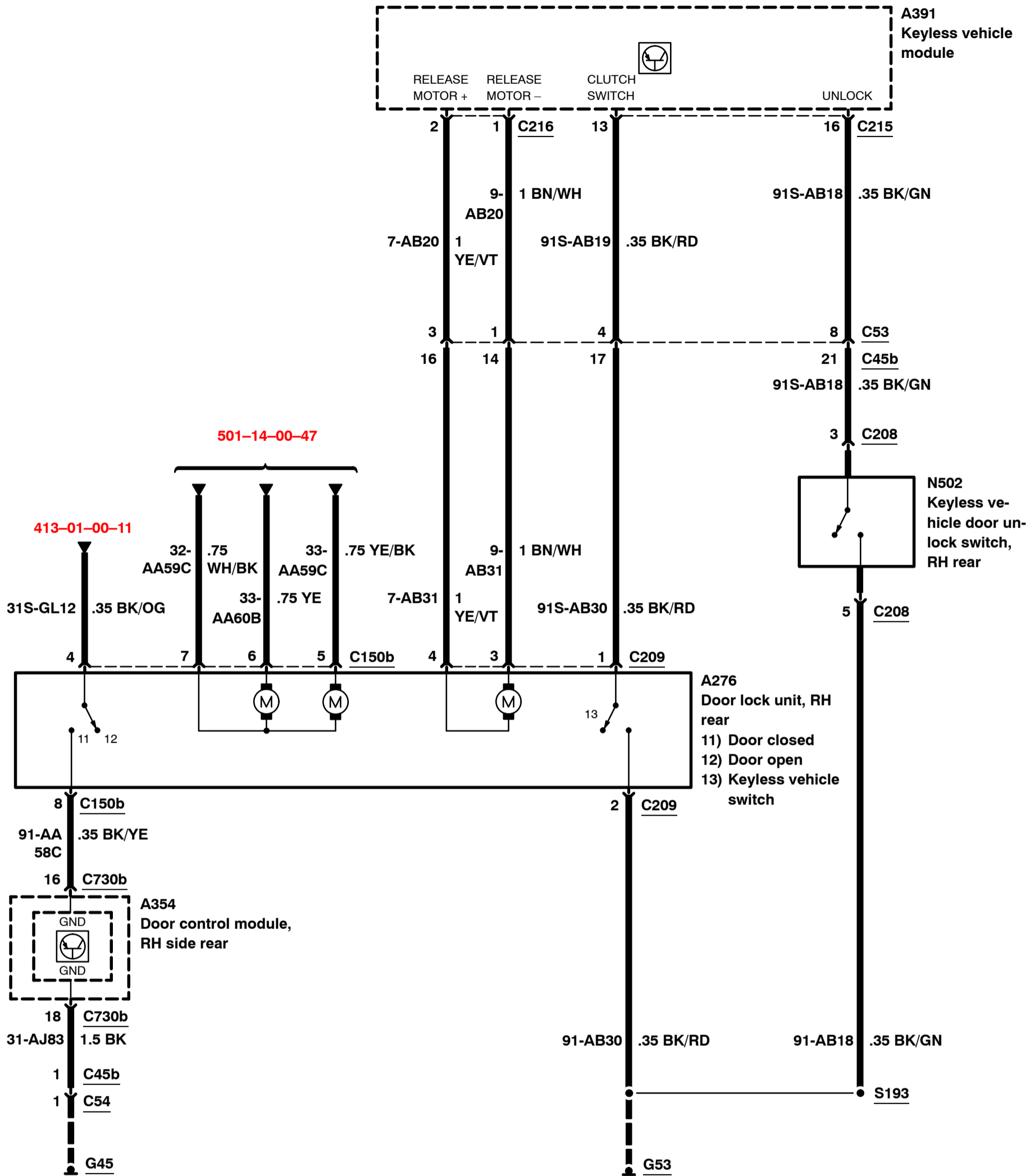
Handles, Locks, Latches and Entry Systems – except Coupé–Cabriolet, with keyless vehicle system, RHD, before 12/2007

2008
501-14-00-62
2008.75
Focus

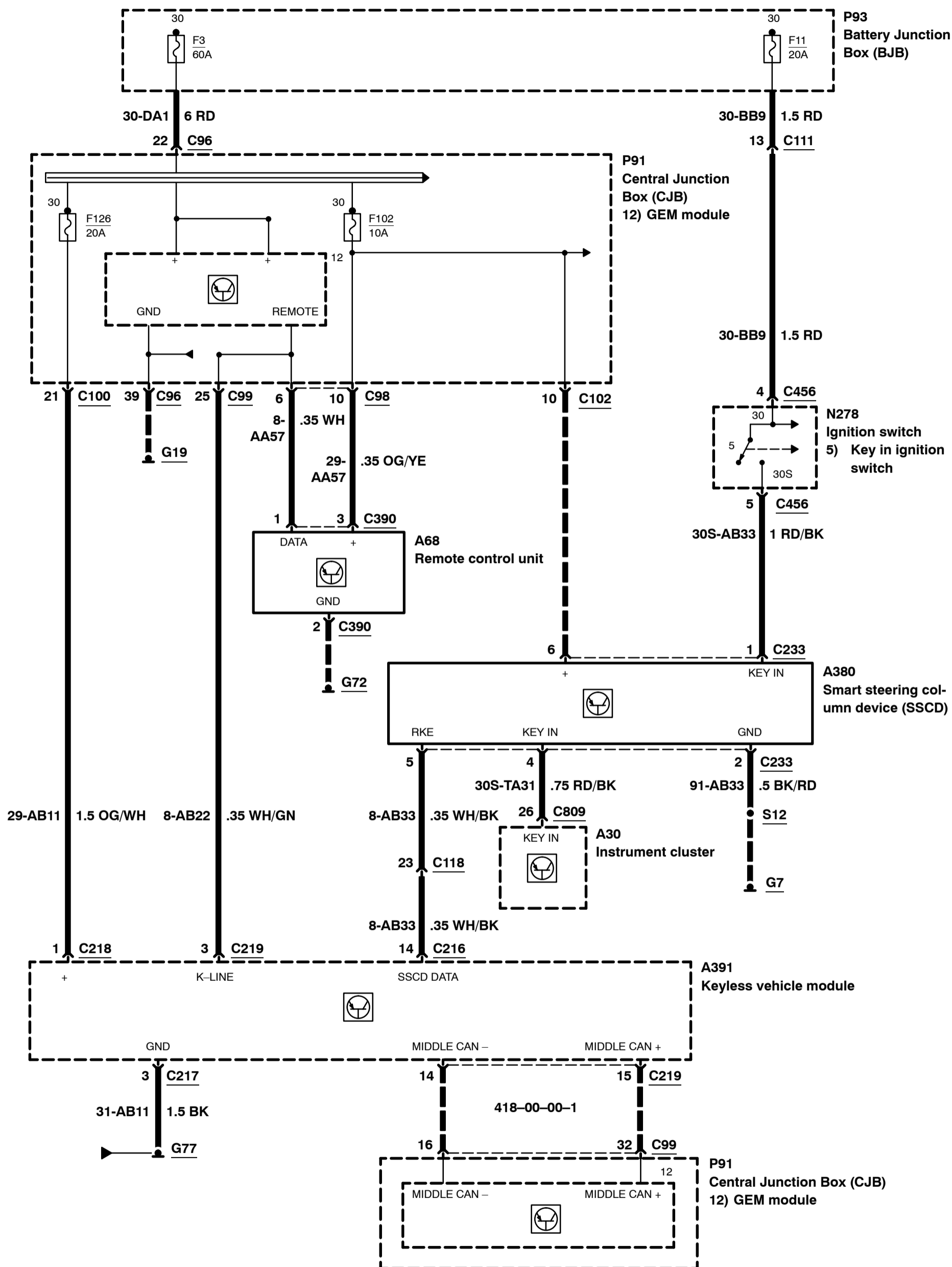


Handles, Locks, Latches and Entry Systems – except Coupé–Cabriolet, with keyless vehicle system, RHD, before 12/2007

2008
501-14-00-63
2008.75
Focus

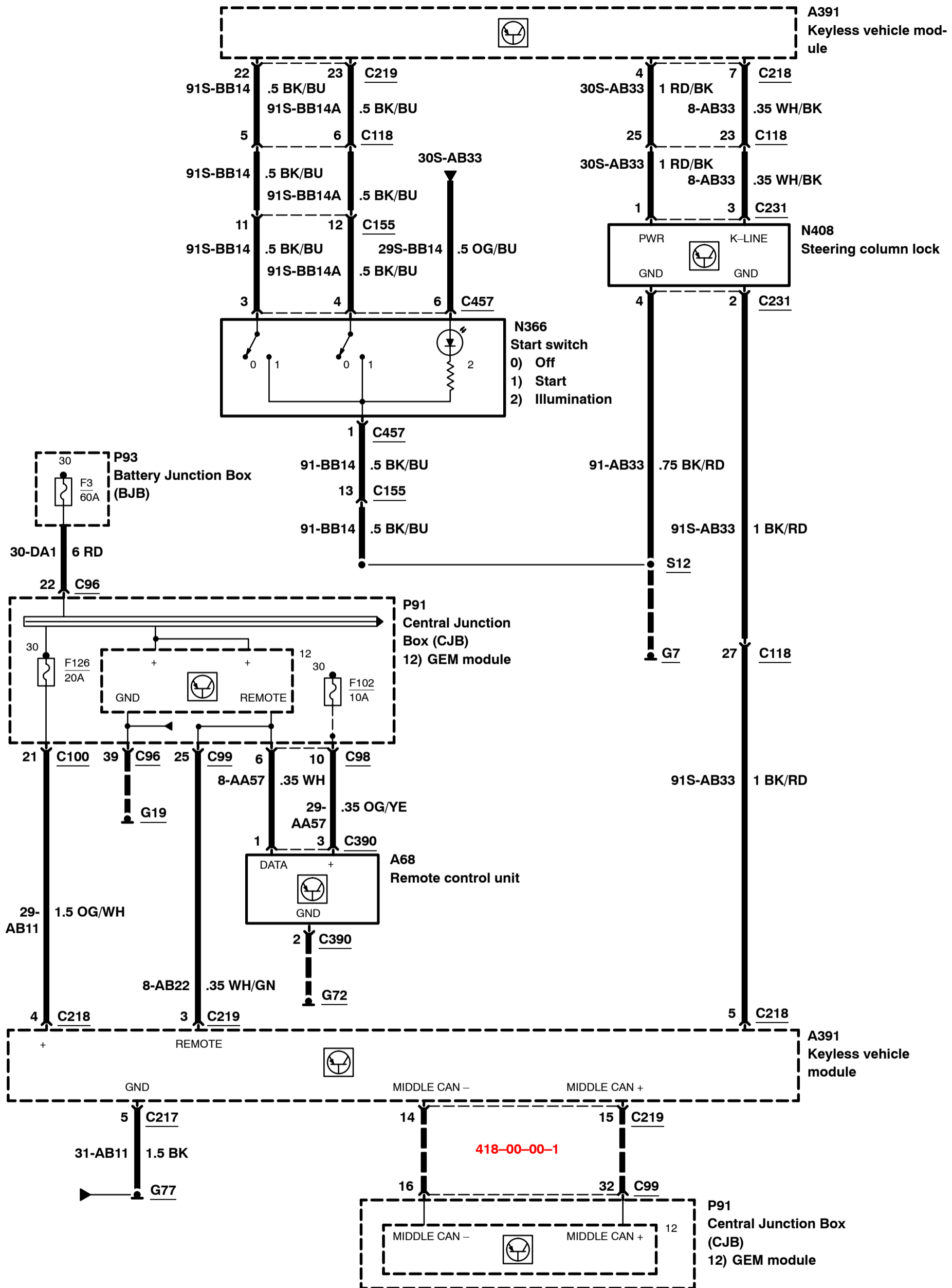


Handles, Locks, Latches and Entry Systems – except Coupé–Cabriolet, with keyless vehicle system, as of 12/2007, with keyless go



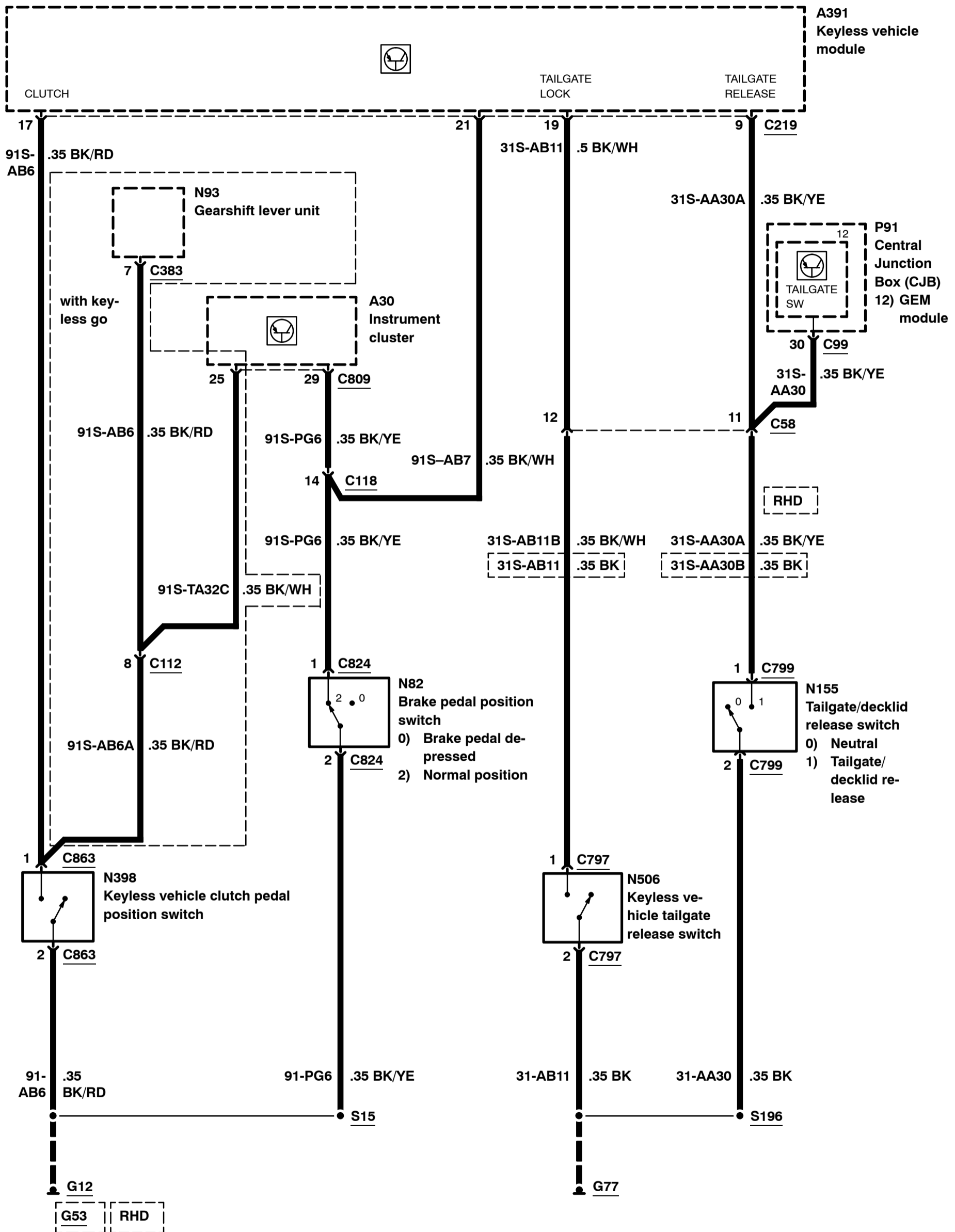
Handles, Locks, Latches and Entry Systems – except Coupé–Cabriolet, with keyless vehicle system, as of 12/2007, with keyless go

2008
501-14-00-65
2008.75
Focus

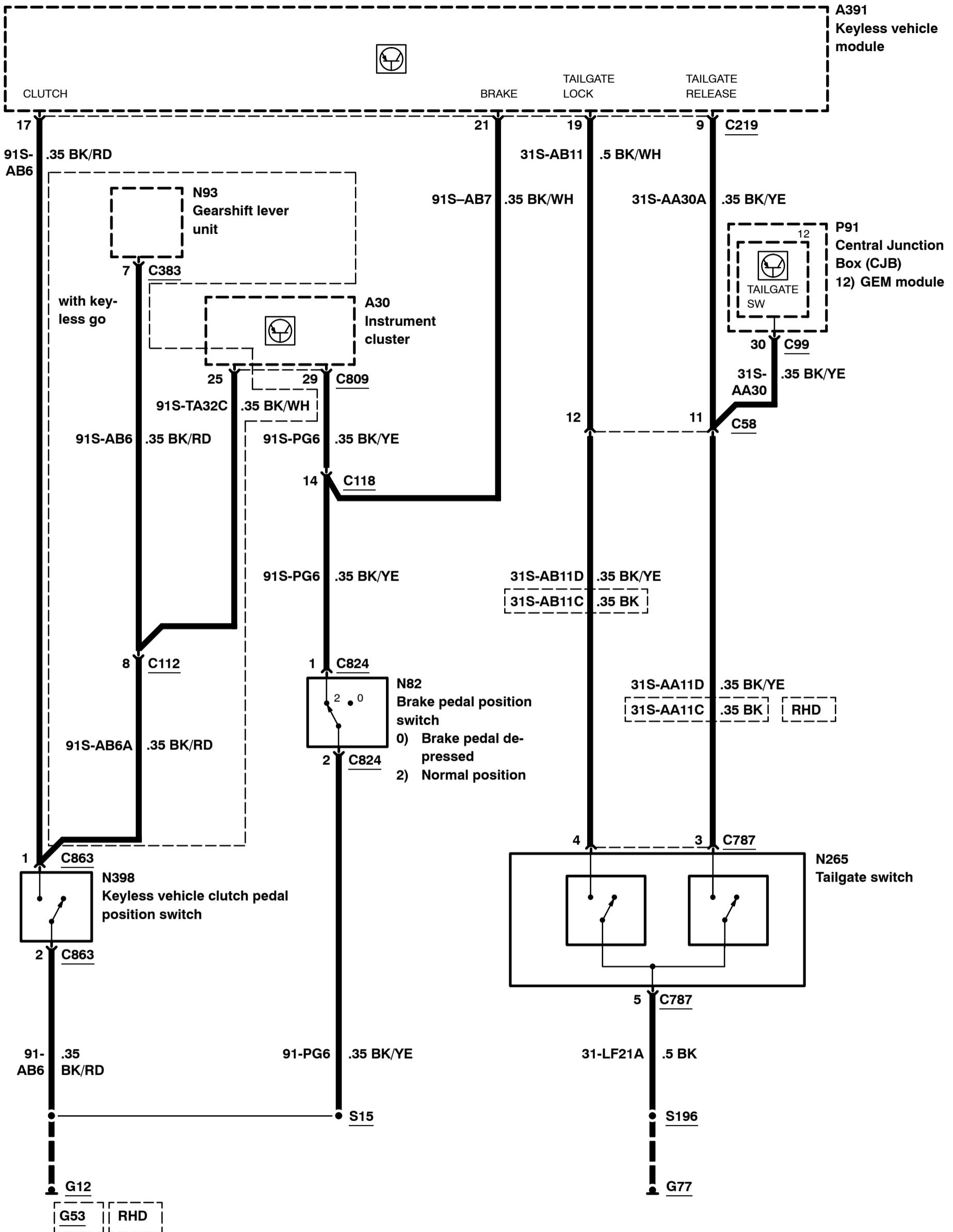


Handles, Locks, Latches and Entry Systems – except Coupé–Cabriolet, with keyless vehicle system, as of 12/2007, 4–door model / wagon

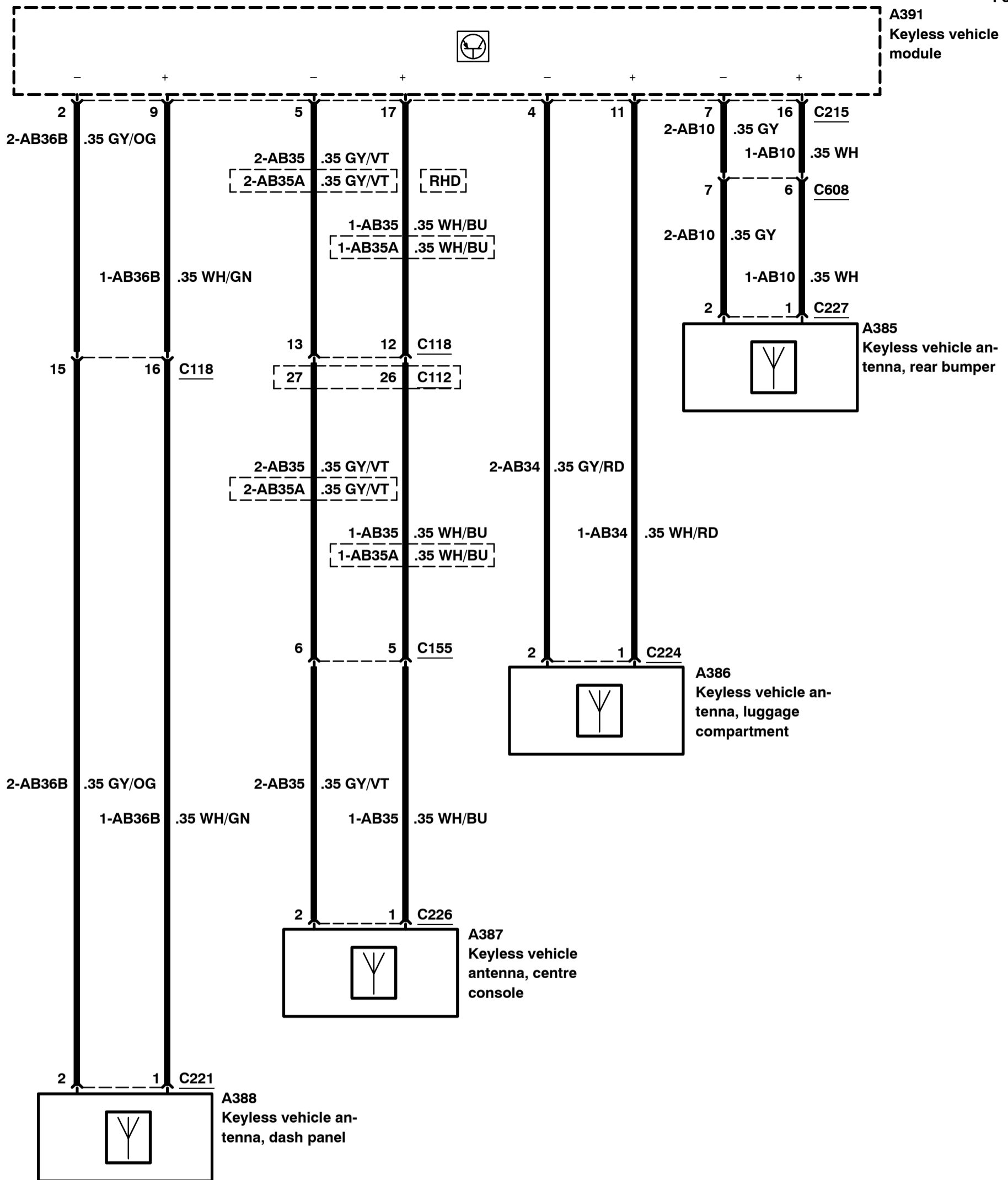
2008
501-14-00-66
2008.75
Focus



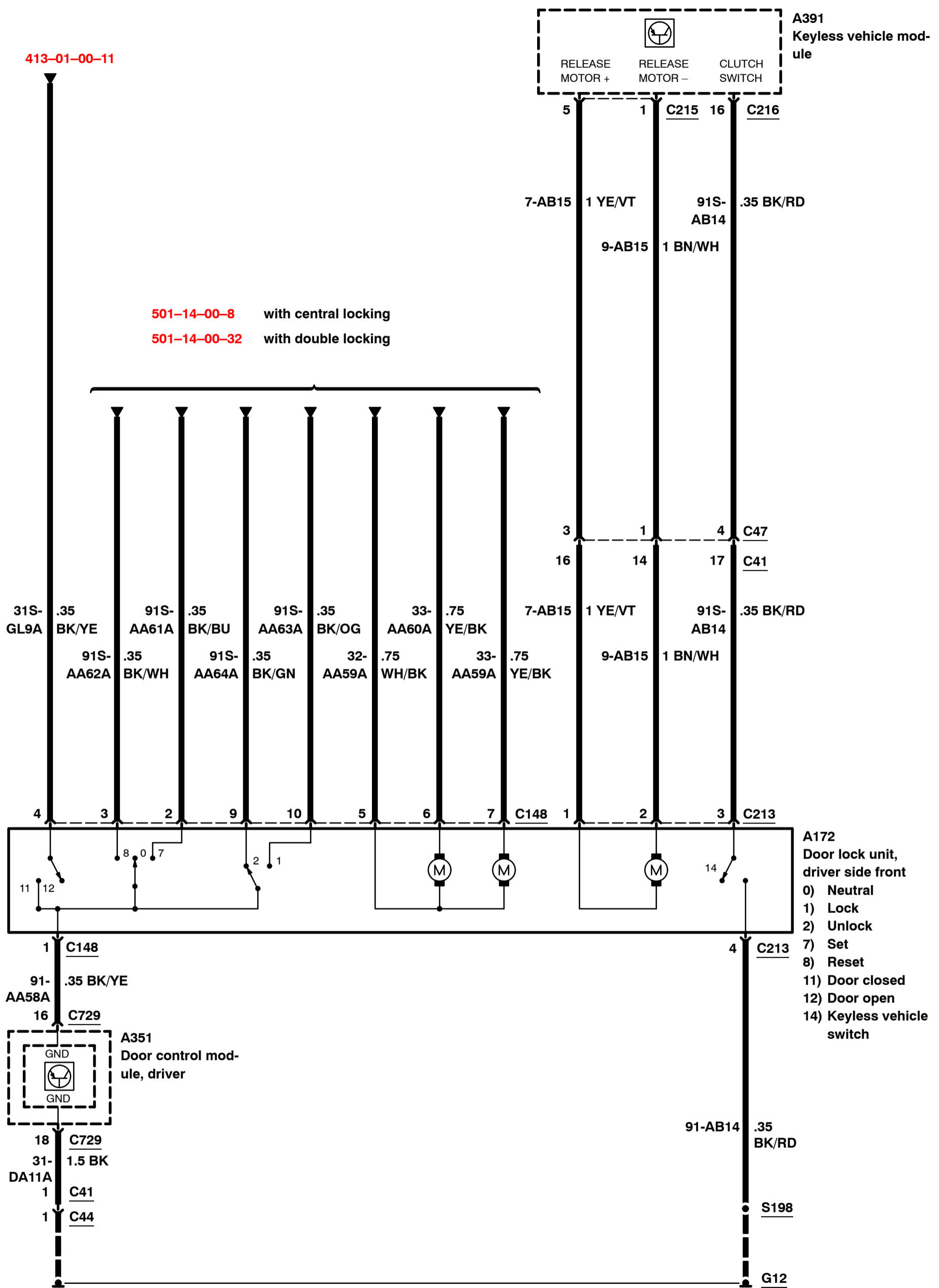
Handles, Locks, Latches and Entry Systems – except Coupé–Cabriolet, with keyless vehicle system, as of 12/2007, 3–door model/5–door model



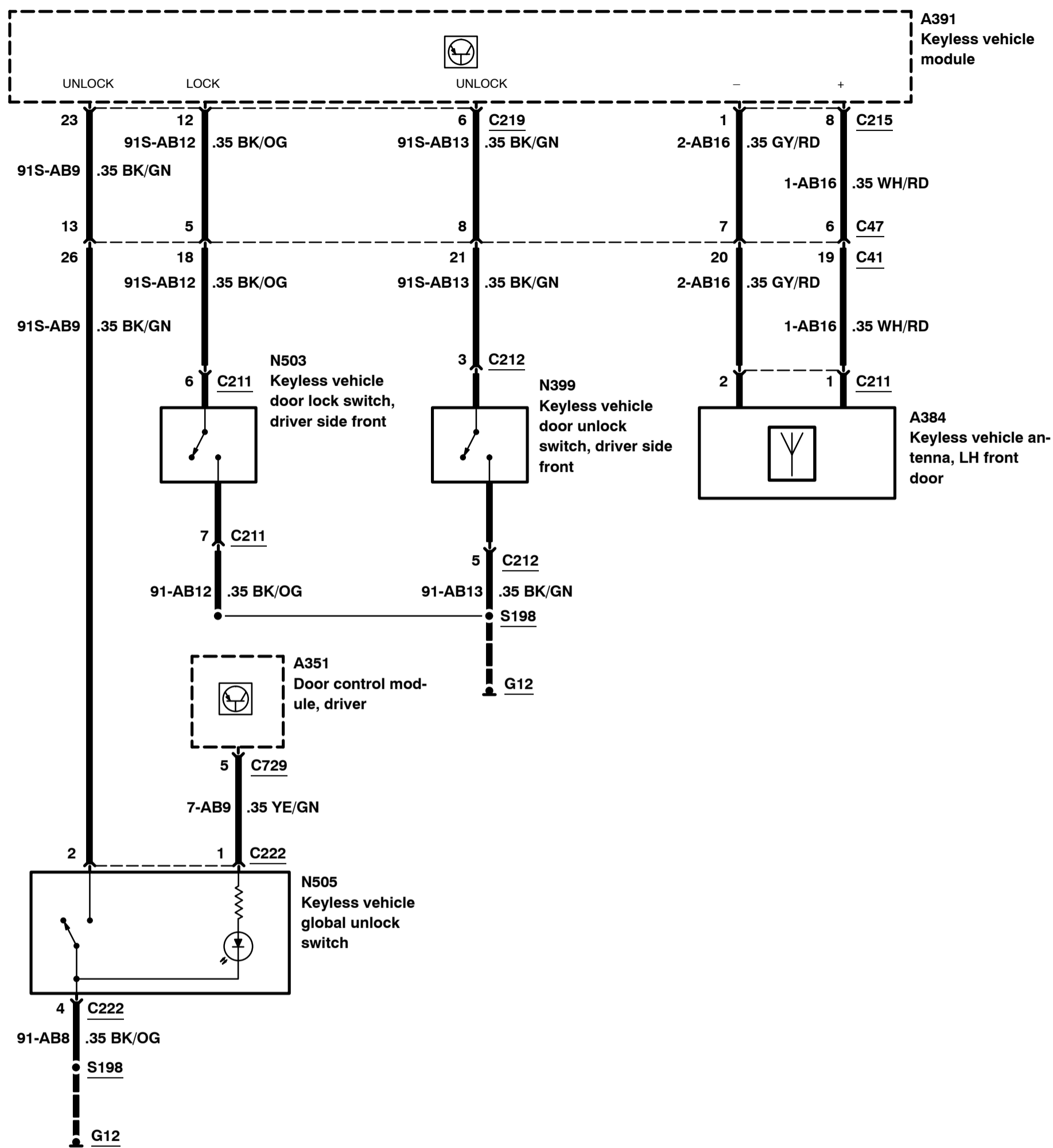
Handles, Locks, Latches and Entry Systems – except Coupé–Cabriolet, with keyless vehicle system, as of 12/2007



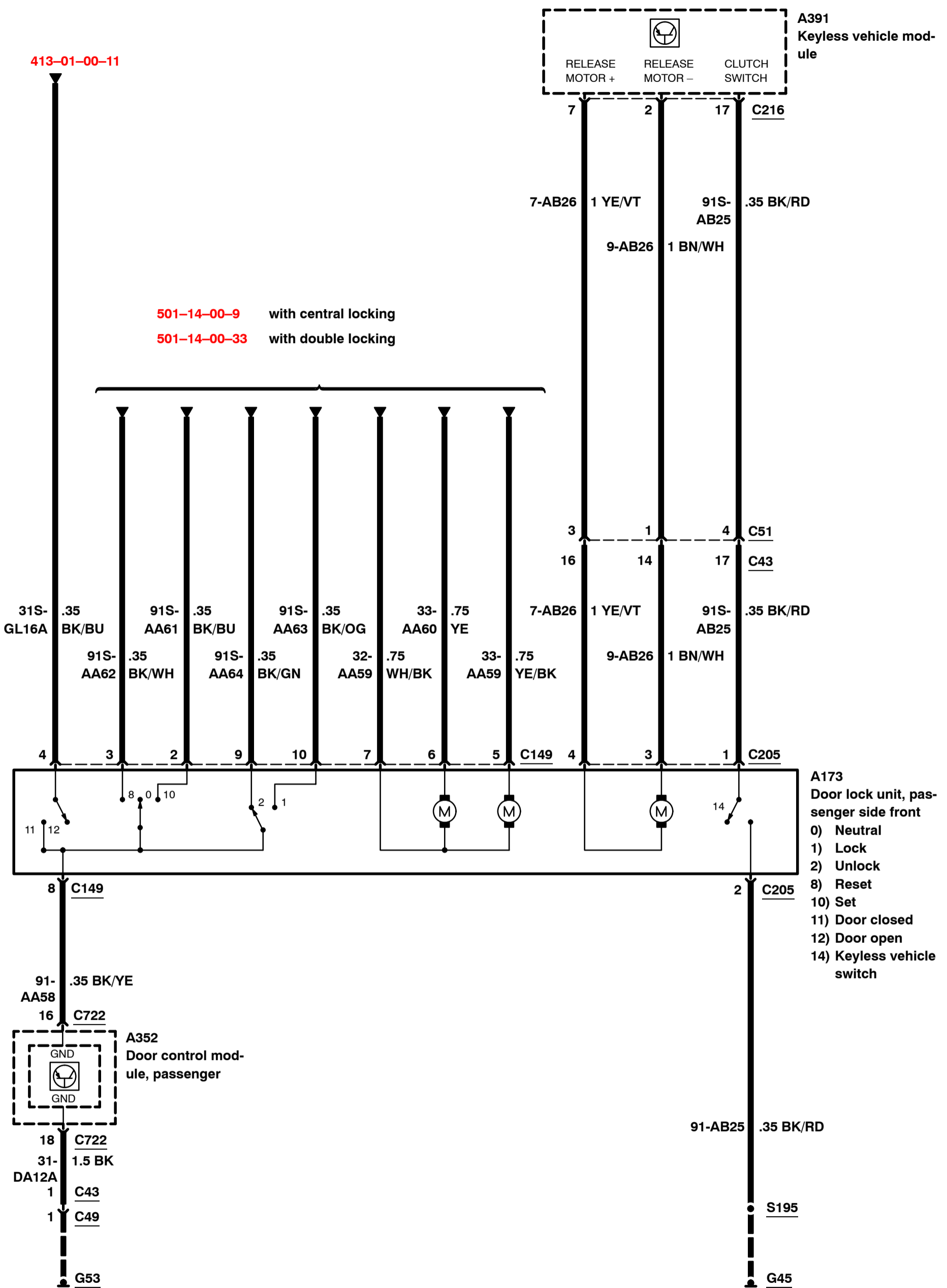
Handles, Locks, Latches and Entry Systems – except Coupé–Cabriolet, with keyless vehicle system, LHD, as of 12/2007



Handles, Locks, Latches and Entry Systems – except Coupé–Cabriolet, with keyless vehicle system, LHD, as of 12/2007

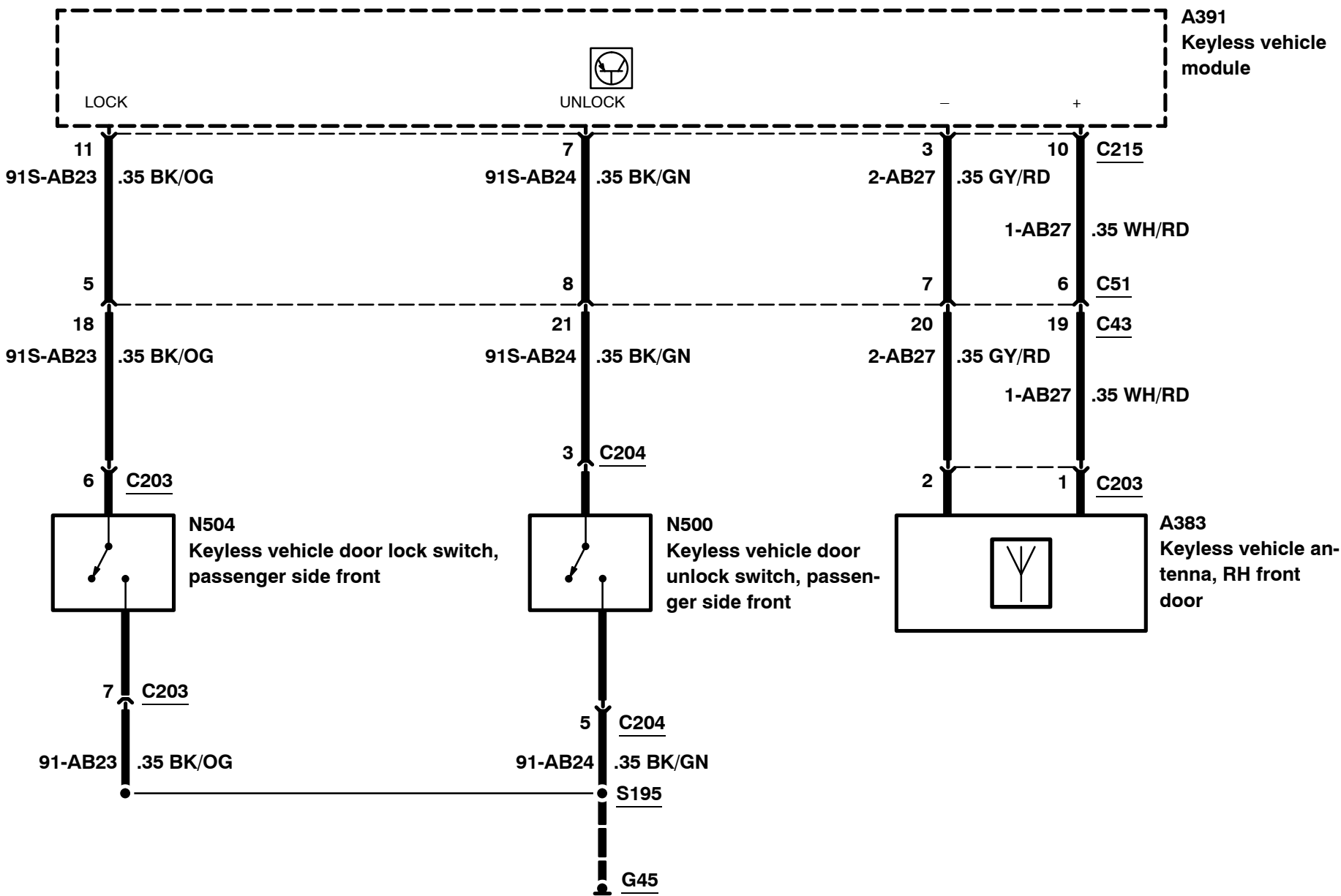


Handles, Locks, Latches and Entry Systems – except Coupé–Cabriolet, with keyless vehicle system, LHD, as of 12/2007

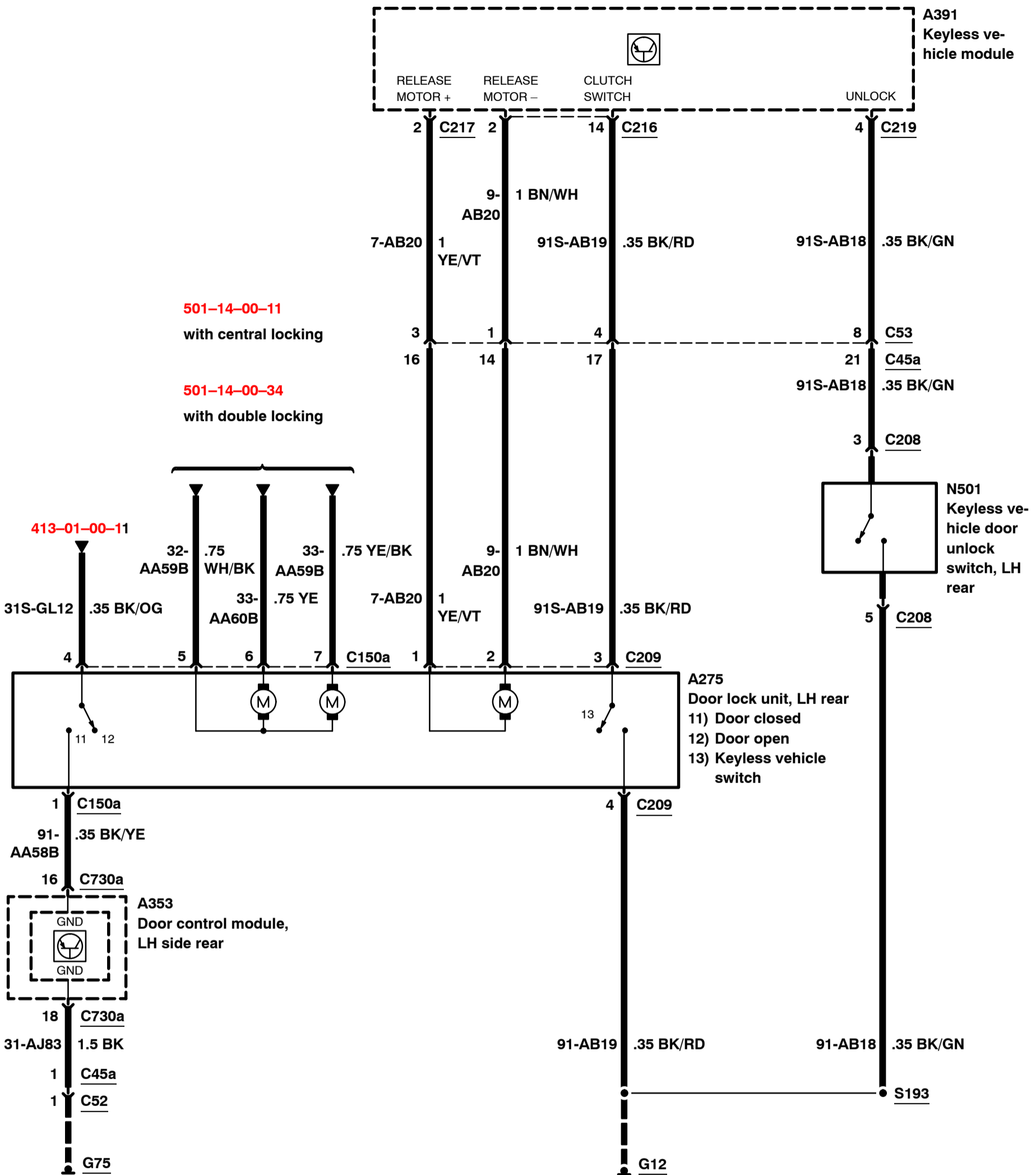


2008
501-14-00-72
2008.75
Focus

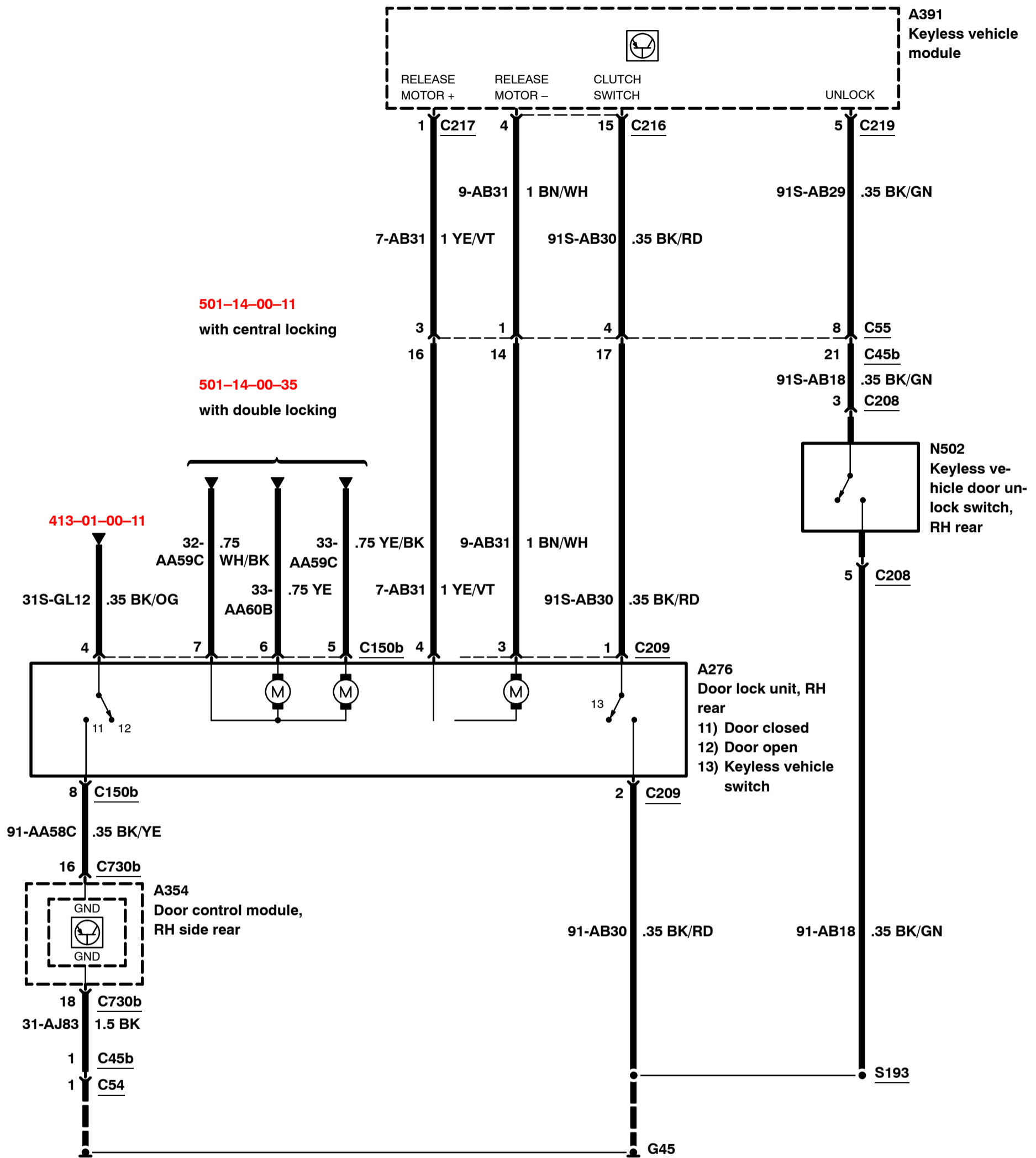
Handles, Locks, Latches and Entry Systems – except Coupé–Cabriolet, with keyless vehicle system, LHD, as of 12/2007



Handles, Locks, Latches and Entry Systems – except Coupé–Cabriolet, with keyless vehicle system, LHD, as of 12/2007

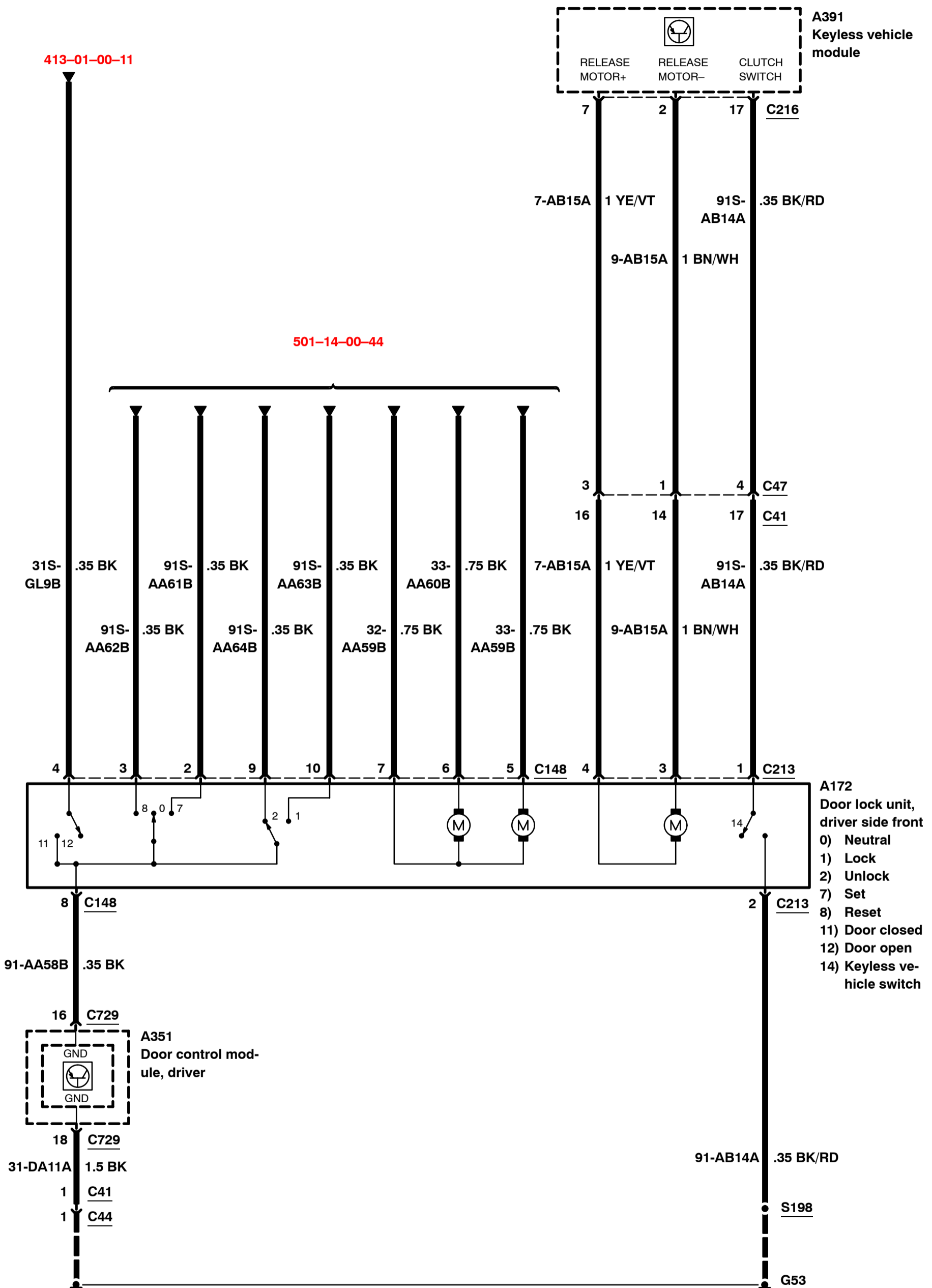


Handles, Locks, Latches and Entry Systems – except Coupé–Cabriolet, with keyless vehicle system, LHD, as of 12/2007

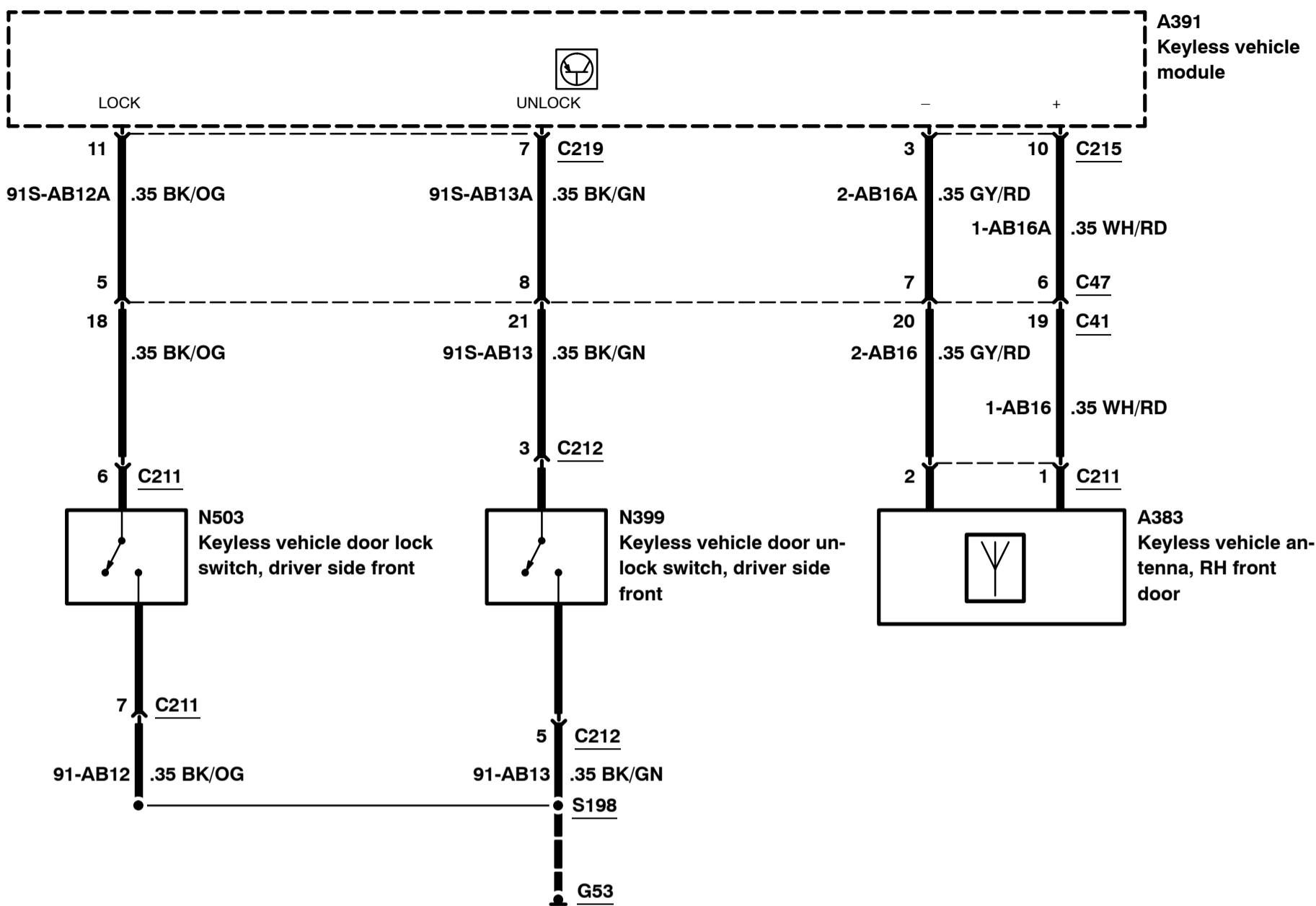


Handles, Locks, Latches and Entry Systems – except Coupé–Cabriolet, with keyless vehicle system, RHD, as of 12/2007

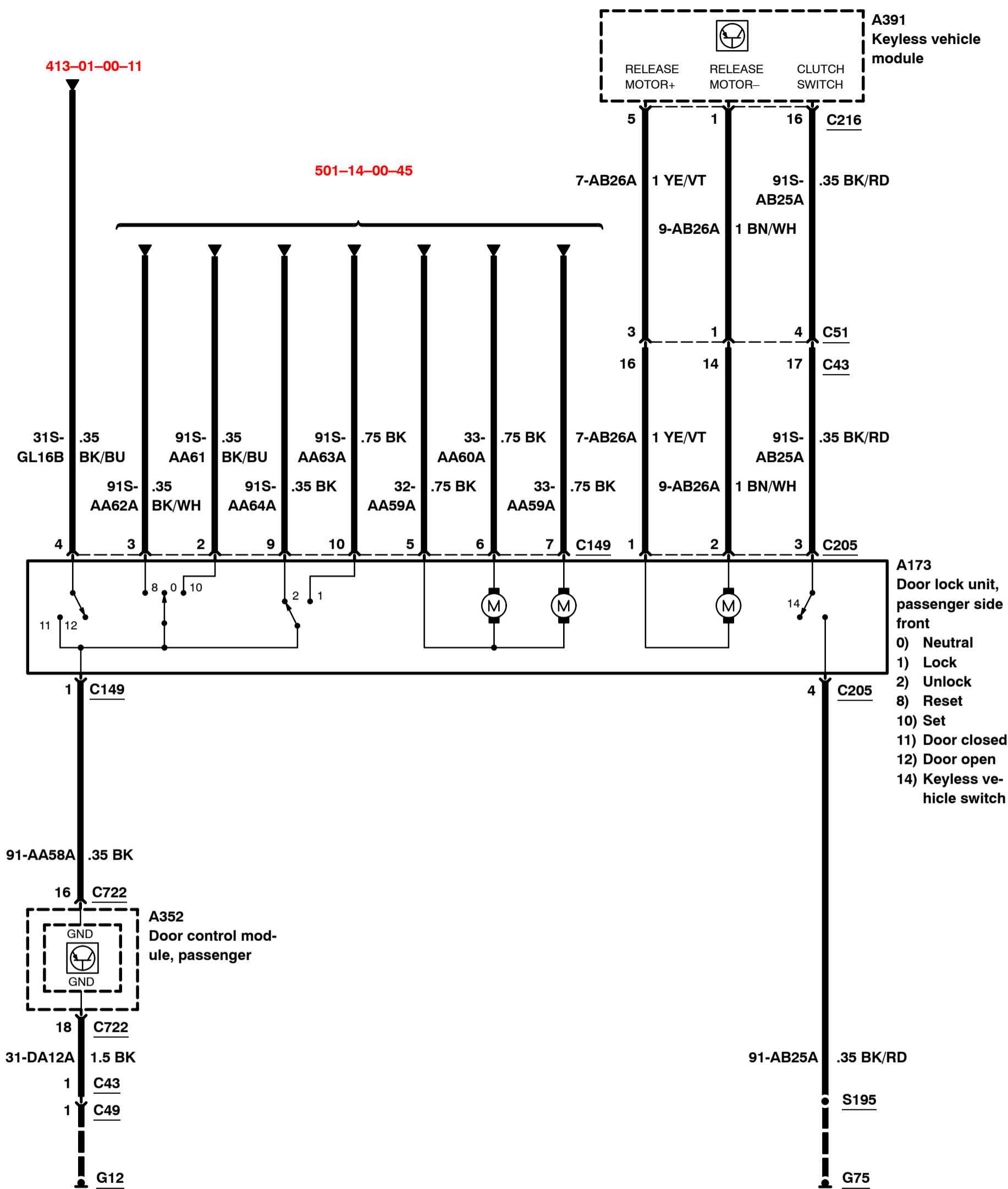
2008
501-14-00-75
2008.75
Focus



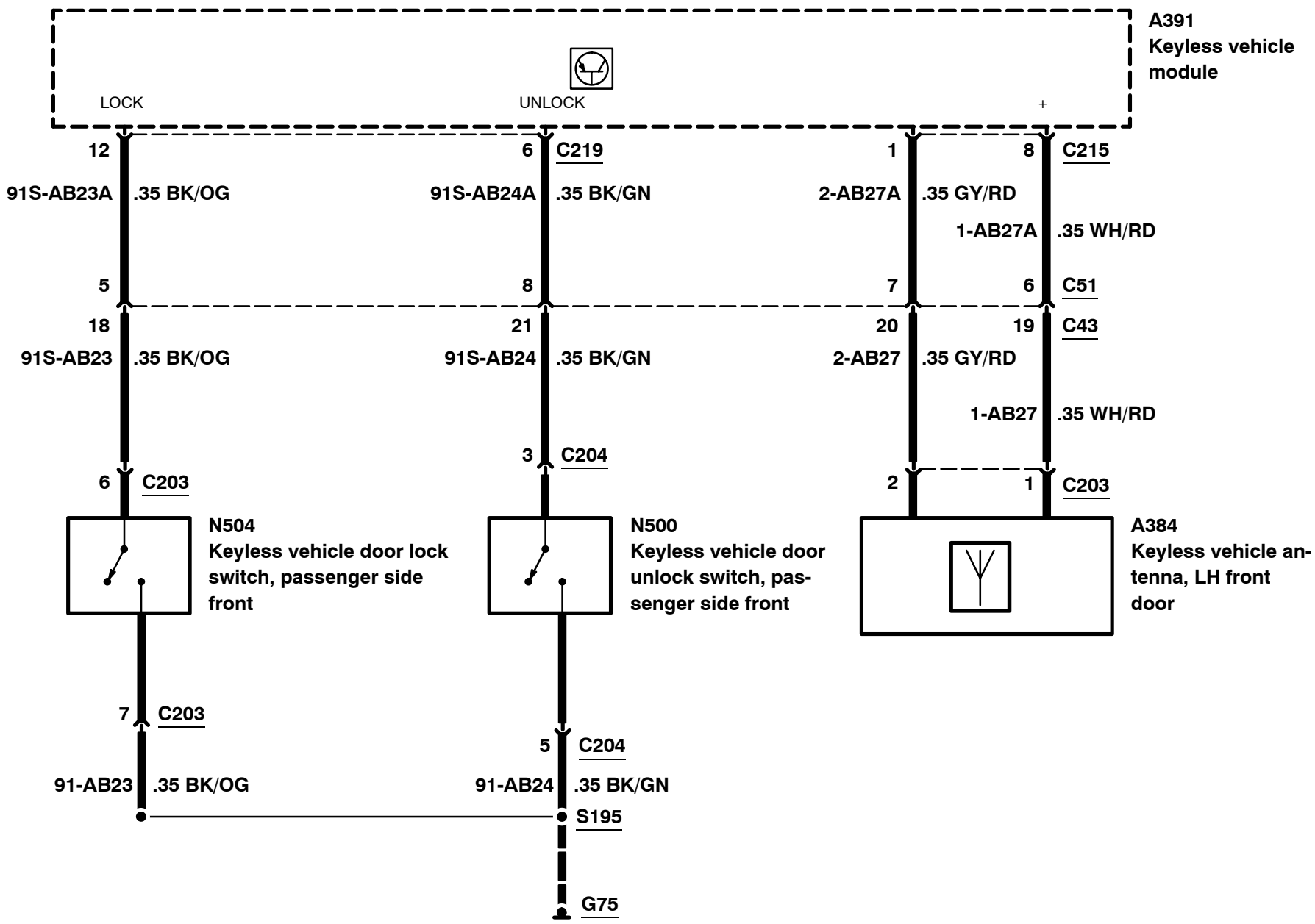
Handles, Locks, Latches and Entry Systems – except Coupé–Cabriolet, with keyless vehicle system, RHD, as of 12/2007



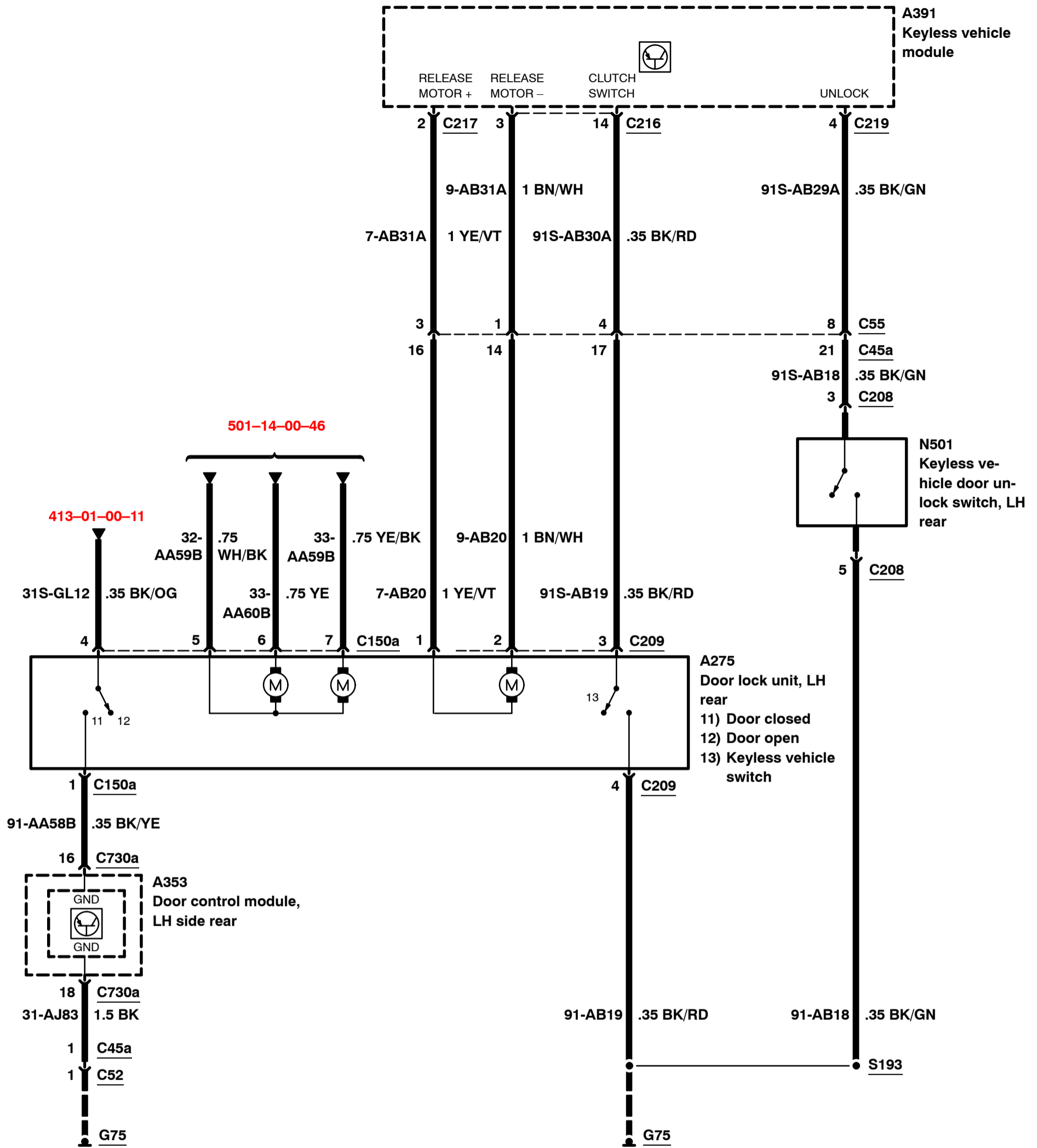
Handles, Locks, Latches and Entry Systems – except Coupé–Cabriolet, with keyless vehicle system, RHD, as of 12/2007



Handles, Locks, Latches and Entry Systems – except Coupé–Cabriolet, with keyless vehicle system, RHD, as of 12/2007

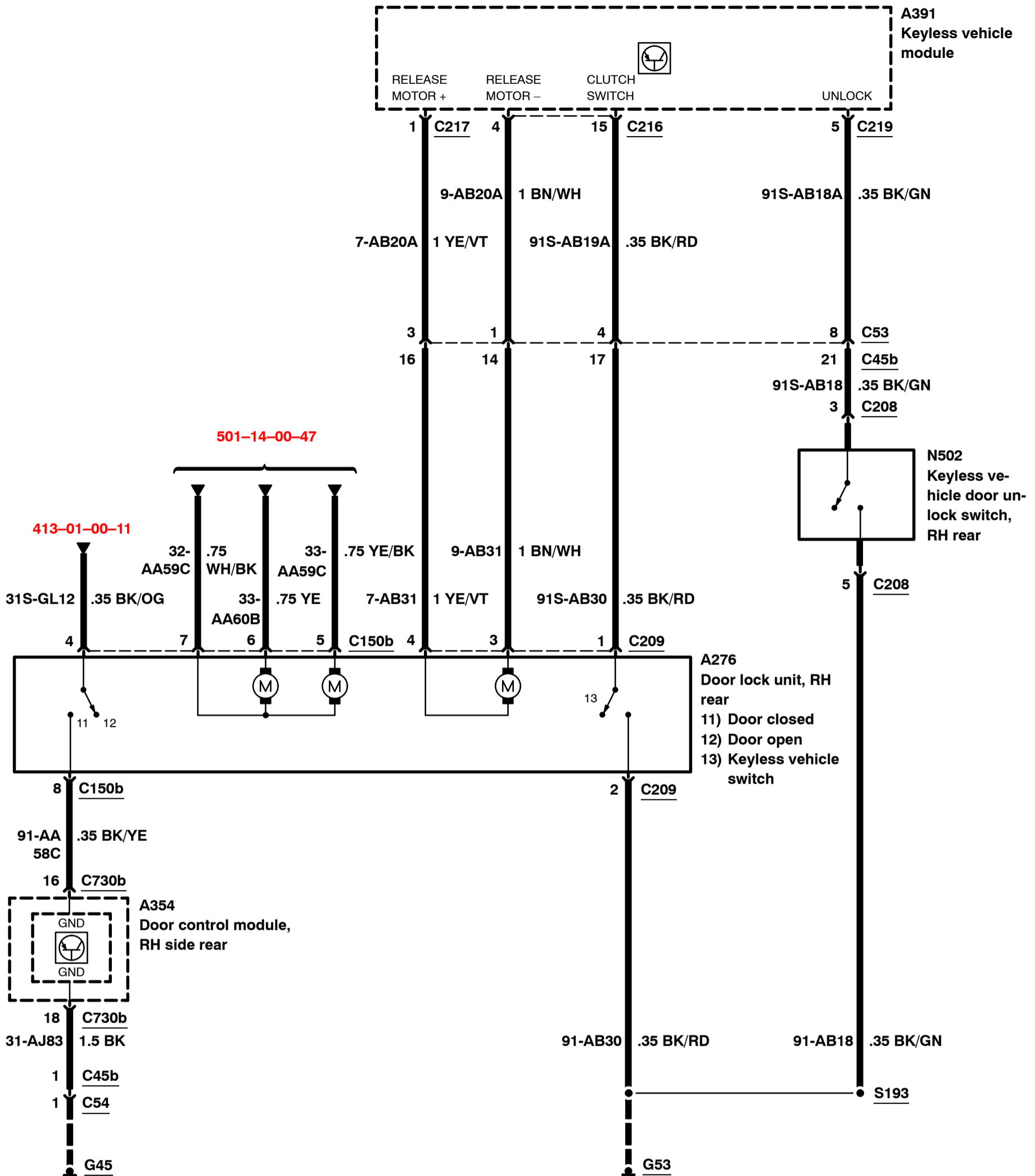


Handles, Locks, Latches and Entry Systems – except Coupé–Cabriolet, with keyless vehicle system, RHD, as of 12/2007



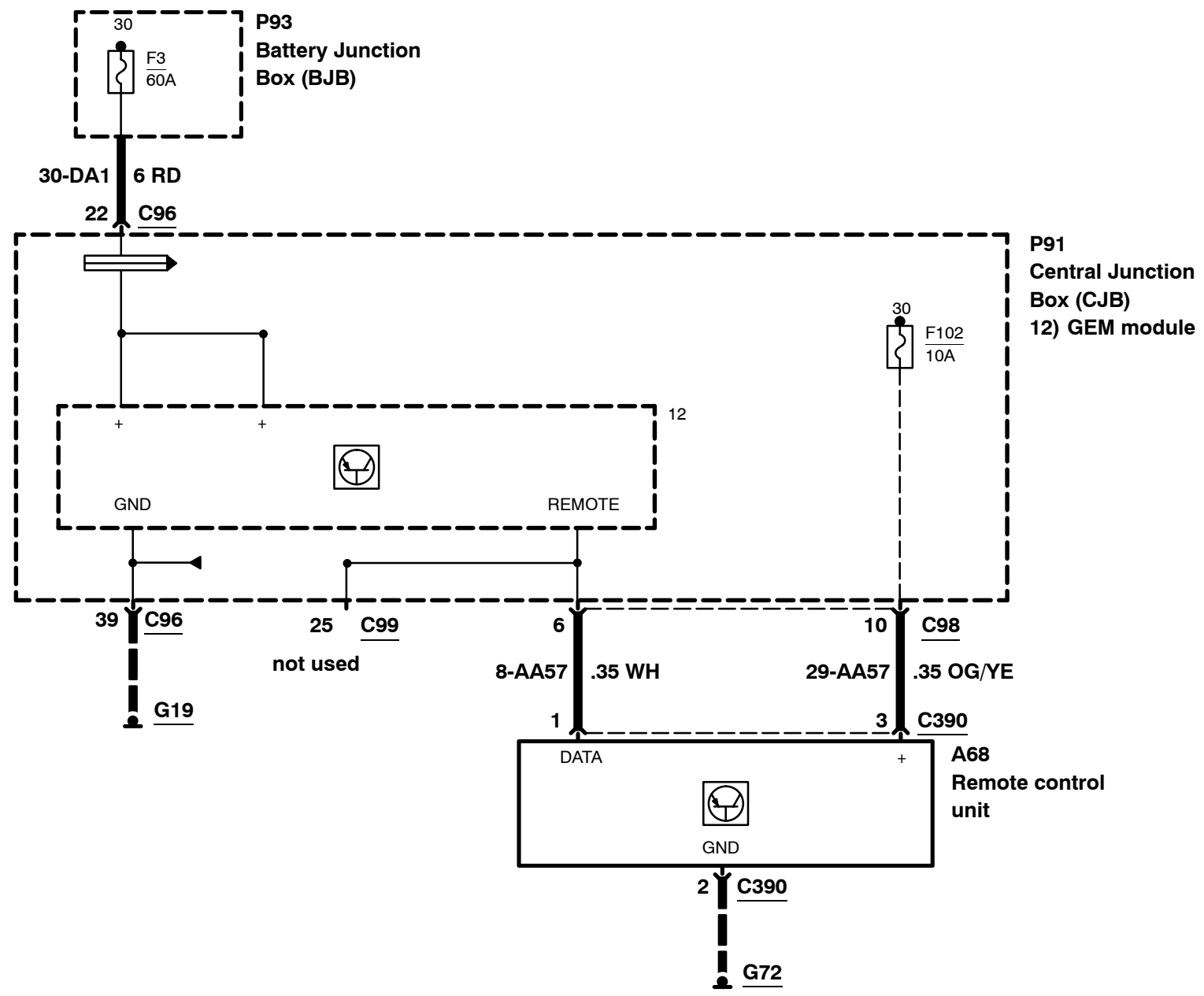
Handles, Locks, Latches and Entry Systems – except Coupé–Cabriolet, with keyless vehicle system, RHD, as of 12/2007

2008
501-14-00-80
2008.75
Focus

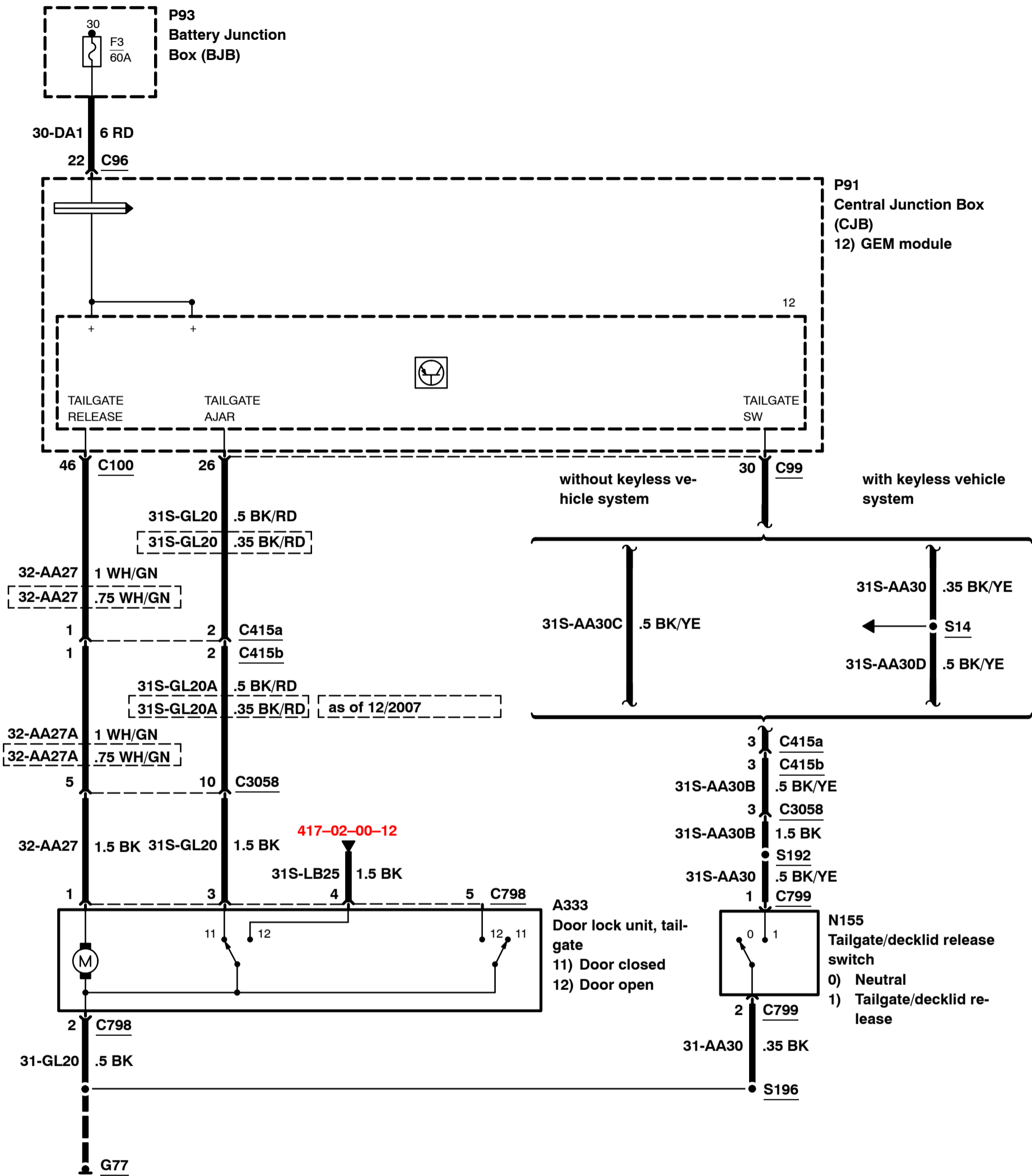


2008
501-14-00-81
2008.75
Focus

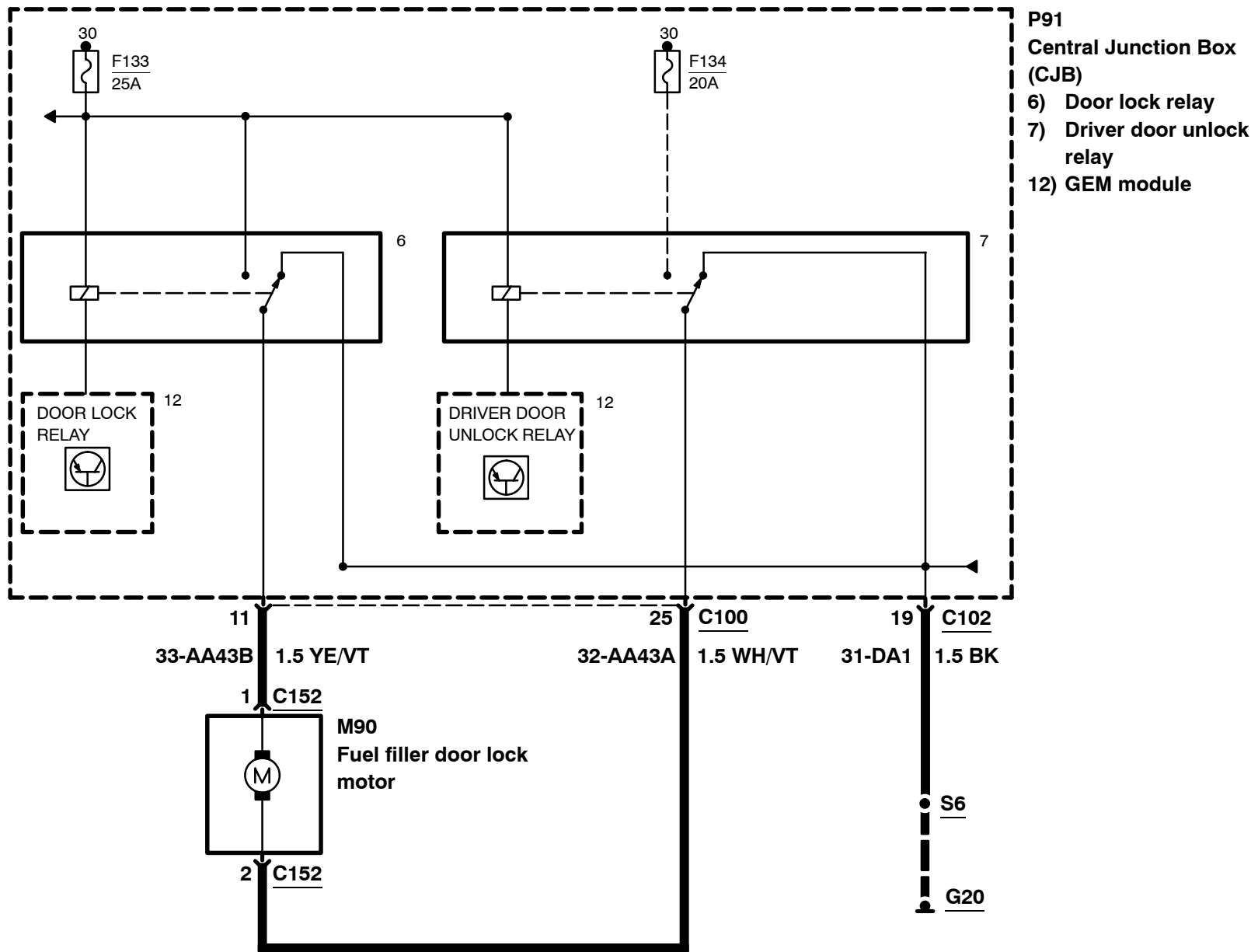
Handles, Locks, Latches and Entry Systems – Coupé-Cabriolet, LHD, with double locking, with global closing



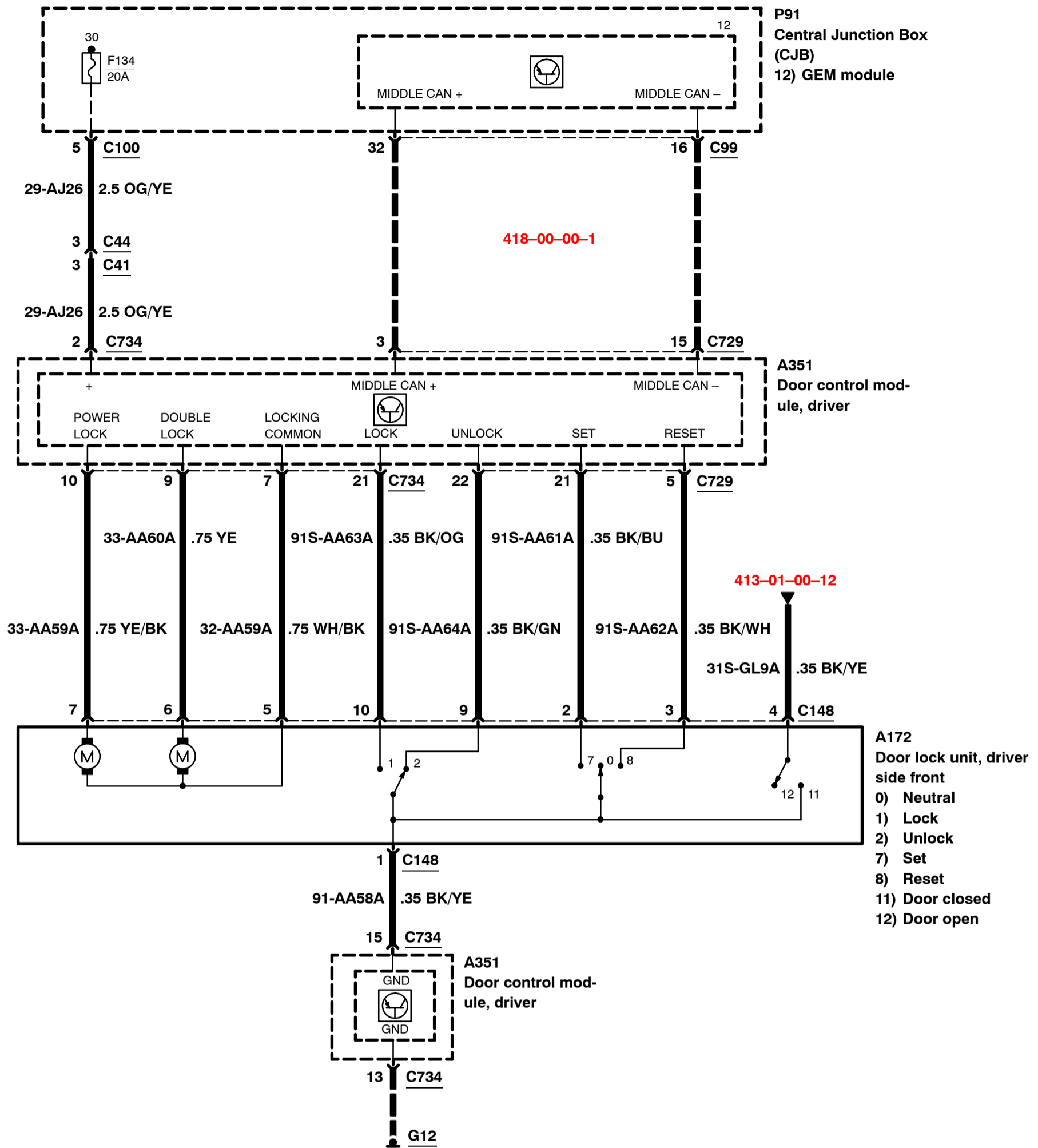
Handles, Locks, Latches and Entry Systems – Coupé–Cabriolet, RHD, with double locking, with global closing



Handles, Locks, Latches and Entry Systems – Coupé–Cabriolet, LHD, with double locking, with global closing

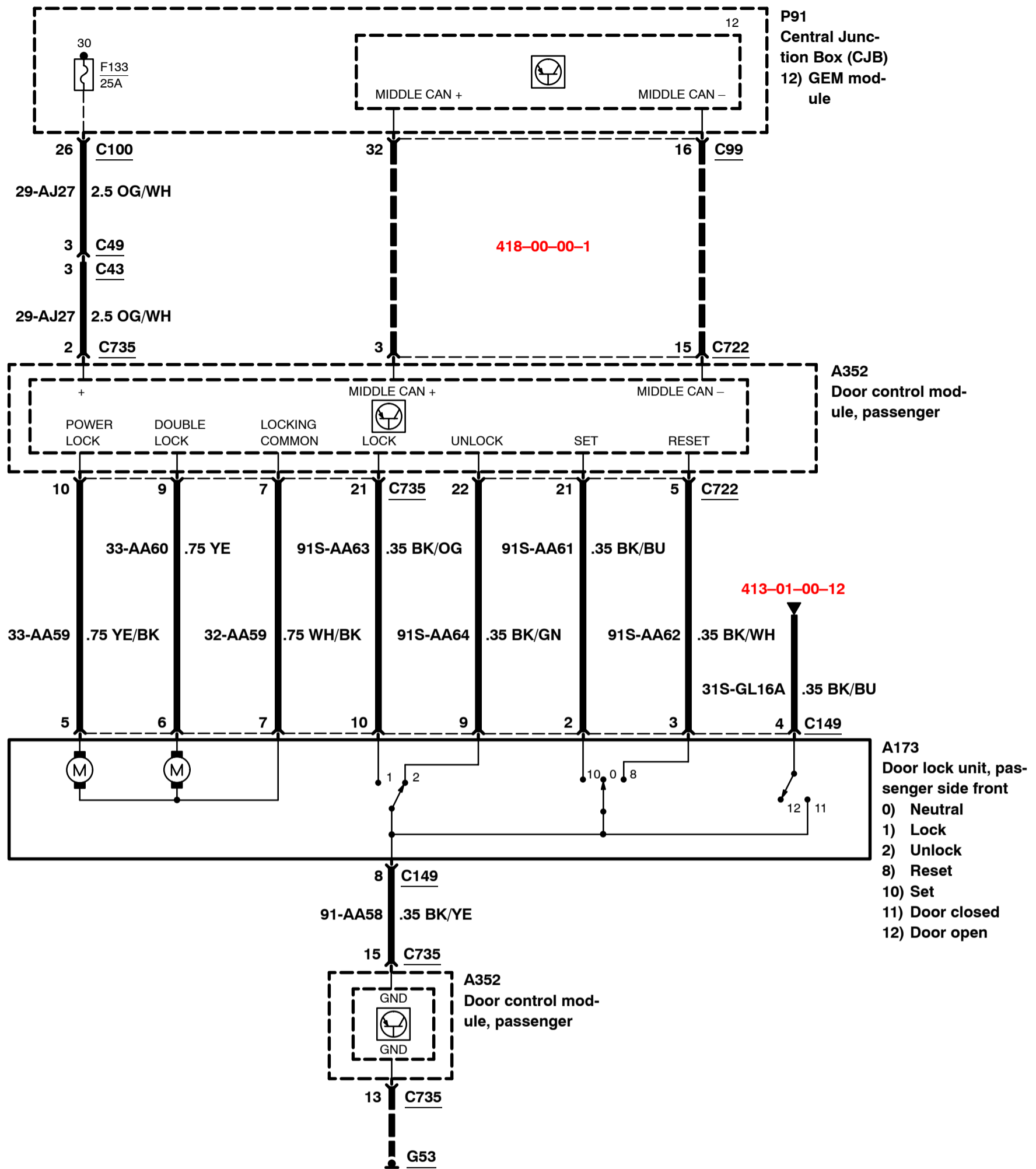


Handles, Locks, Latches and Entry Systems – Coupé–Cabriolet, LHD, with double locking, with global closing

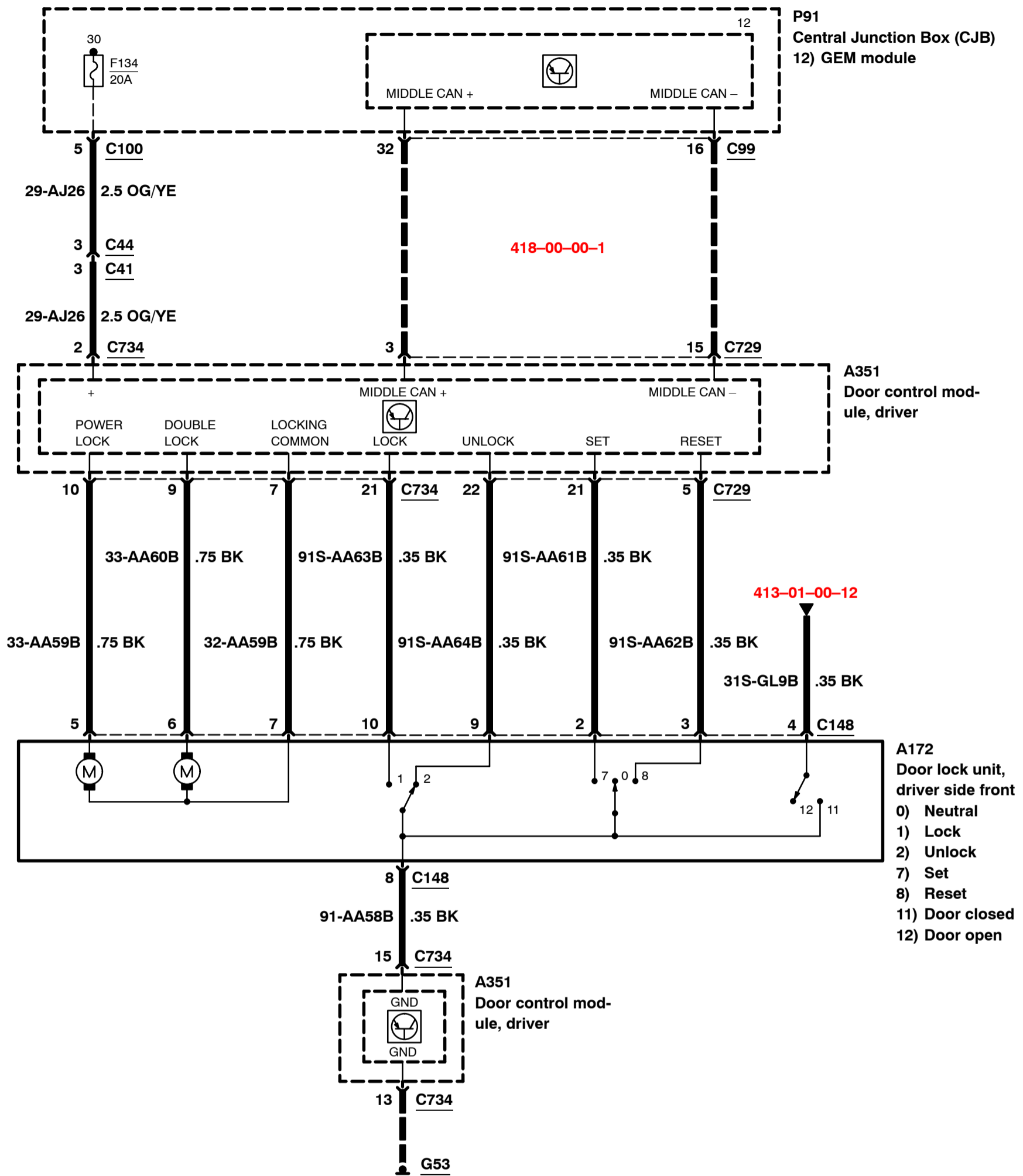


Handles, Locks, Latches and Entry Systems – Coupé–Cabriolet, LHD, with double locking, with global closing

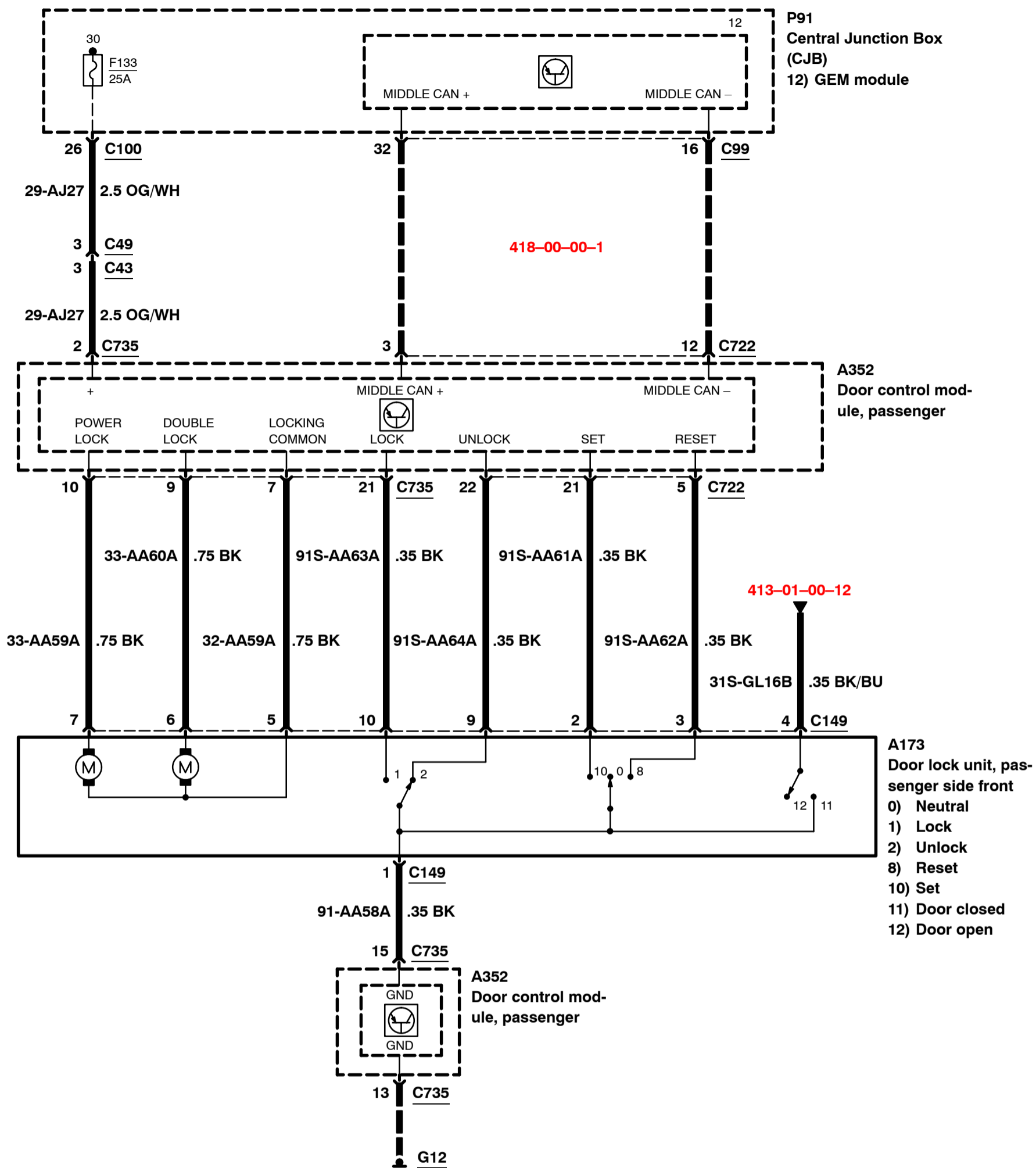
2008
501-14-00-85
2008.75
Focus



Handles, Locks, Latches and Entry Systems – Coupé-Cabriolet, RHD, with double locking, with global closing

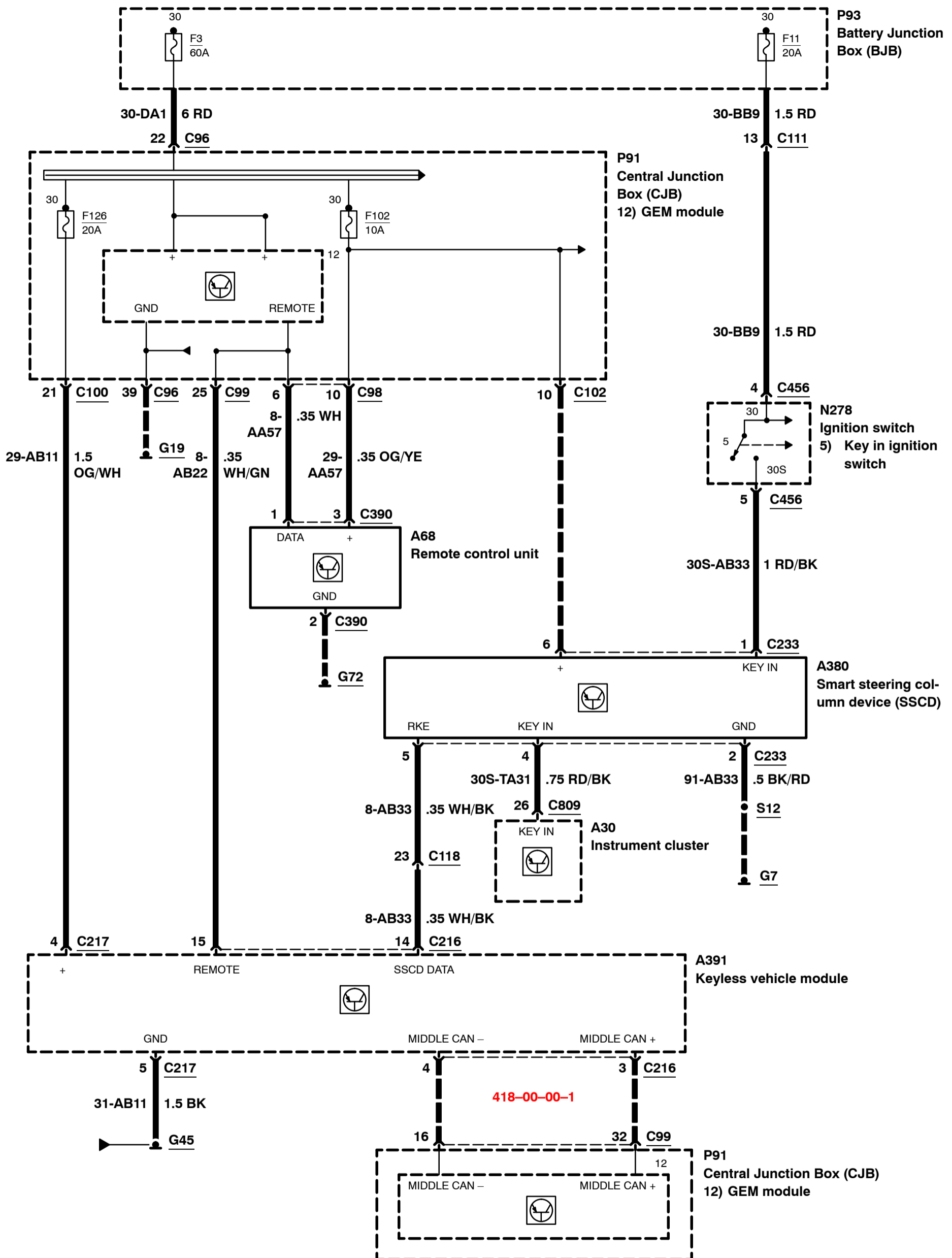


Handles, Locks, Latches and Entry Systems – Coupé–Cabriolet, RHD, with double locking, with global closing

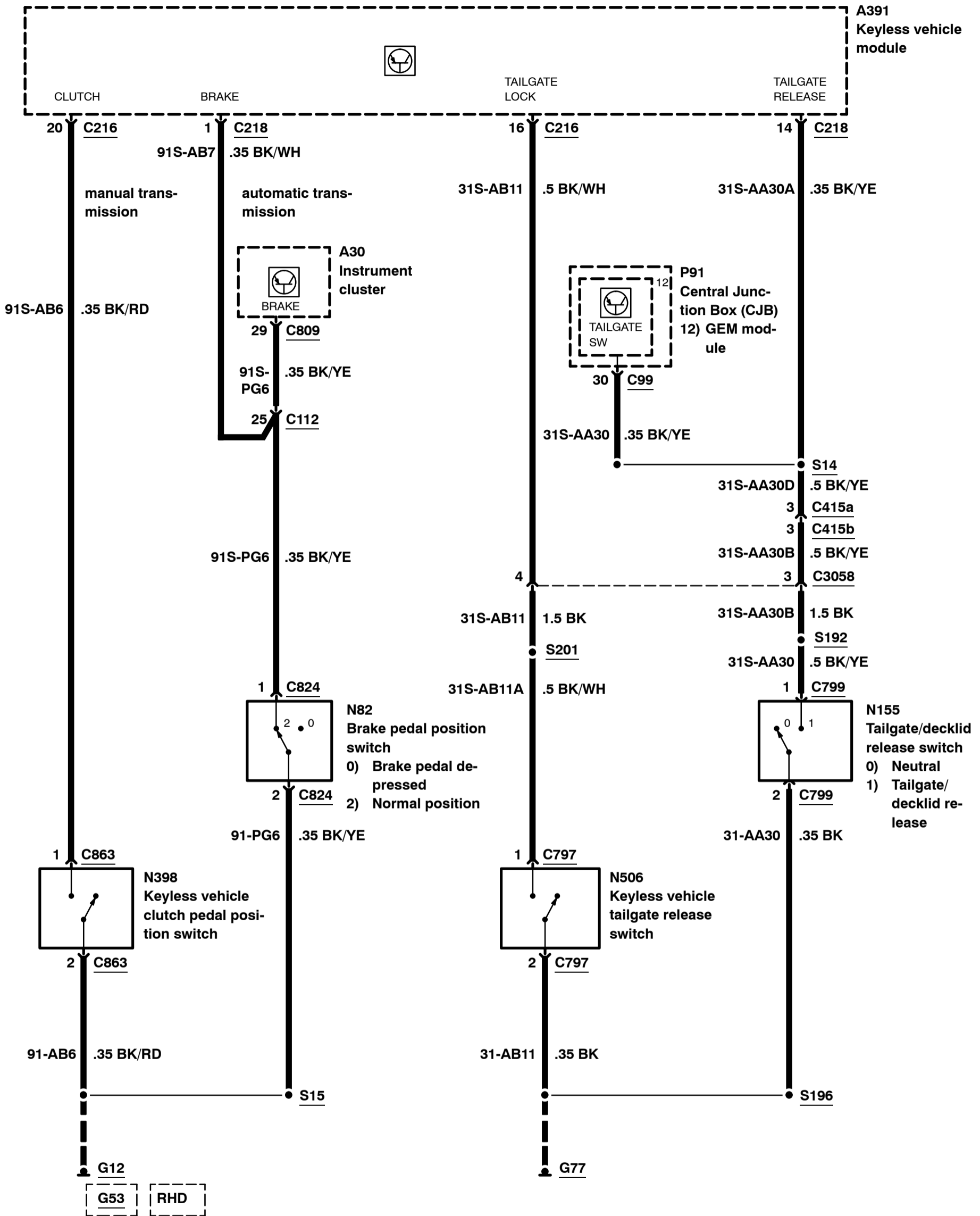


Handles, Locks, Latches and Entry Systems – Coupé-Cabriolet, with keyless vehicle system, before 12/2007

2008
501-14-00-88
2008.75
Focus

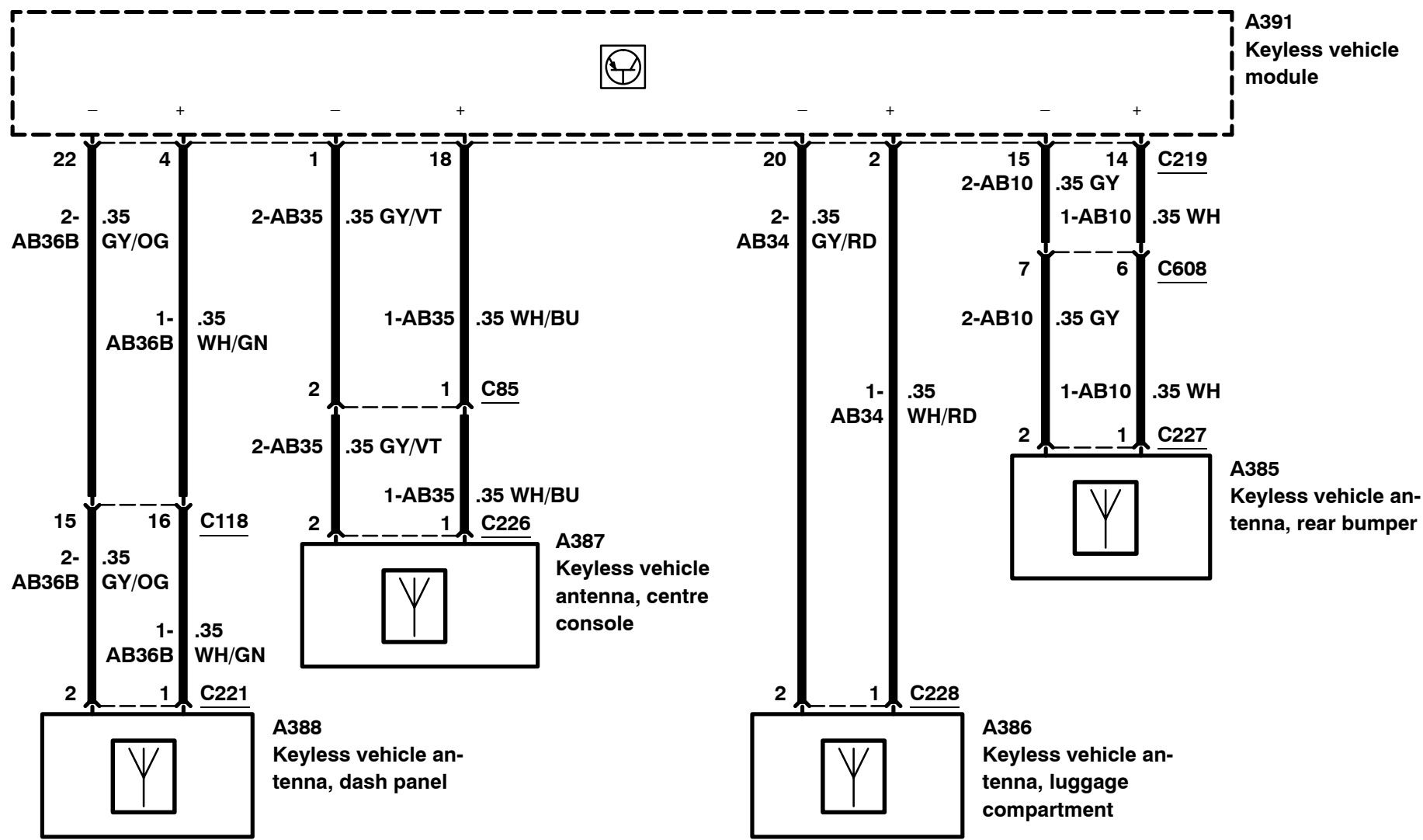


Handles, Locks, Latches and Entry Systems – Coupé–Cabriolet, with keyless vehicle system, before 12/2007

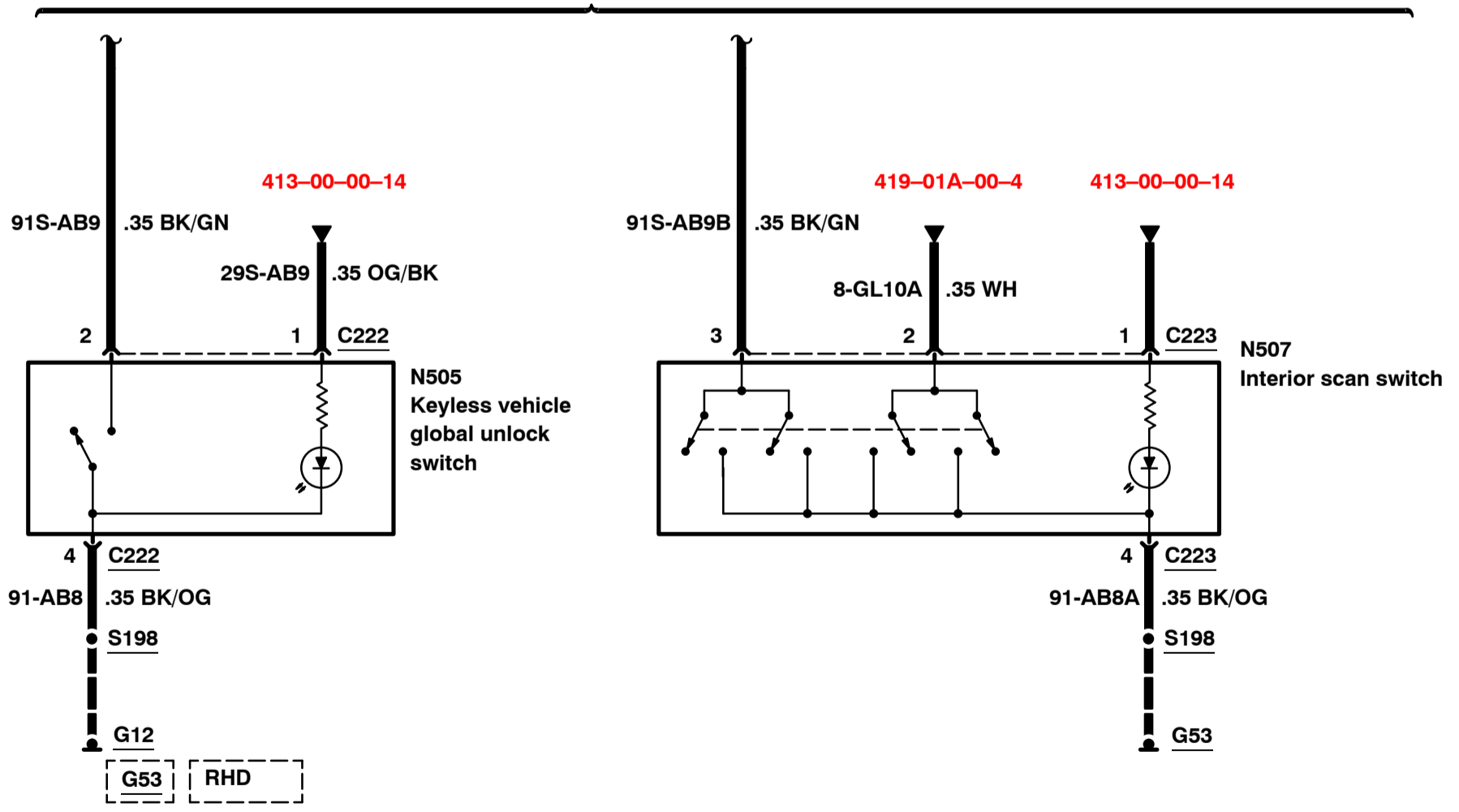
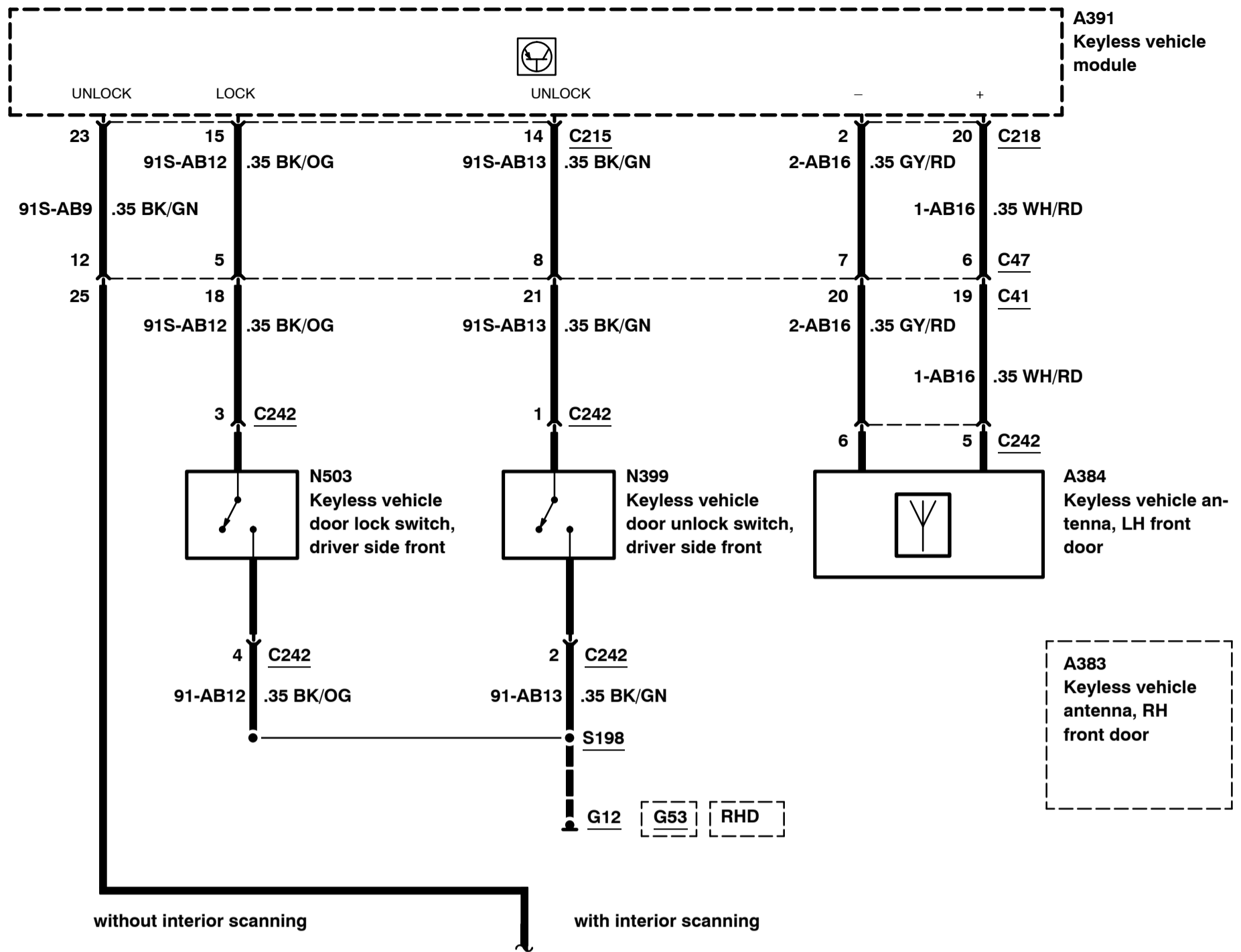


2008
501-14-00-90
2008.75
Focus

Handles, Locks, Latches and Entry Systems – Coupé–Cabriolet, with keyless vehicle system, before 12/2007

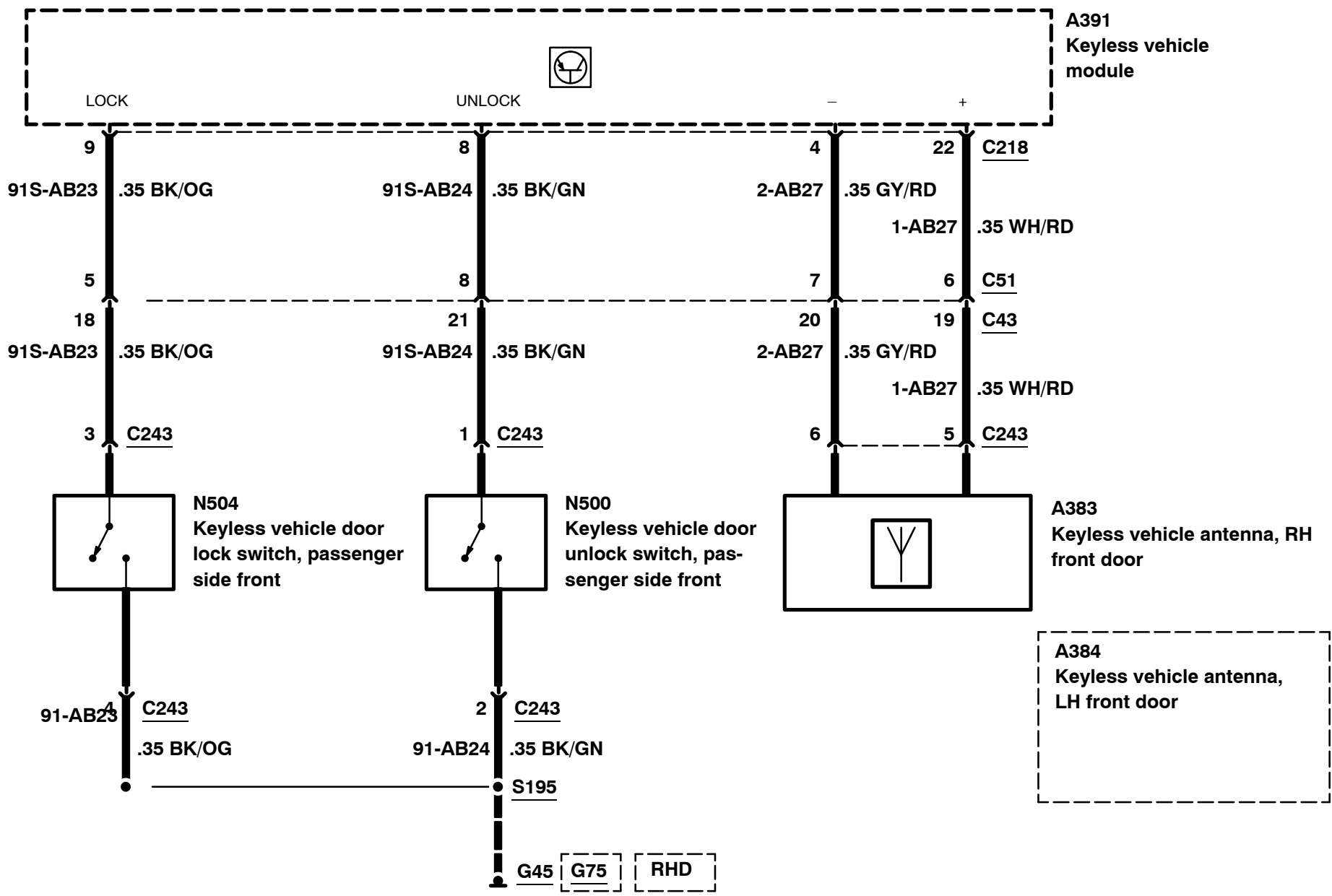


Handles, Locks, Latches and Entry Systems – Coupé–Cabriolet, with keyless vehicle system, before 12/2007

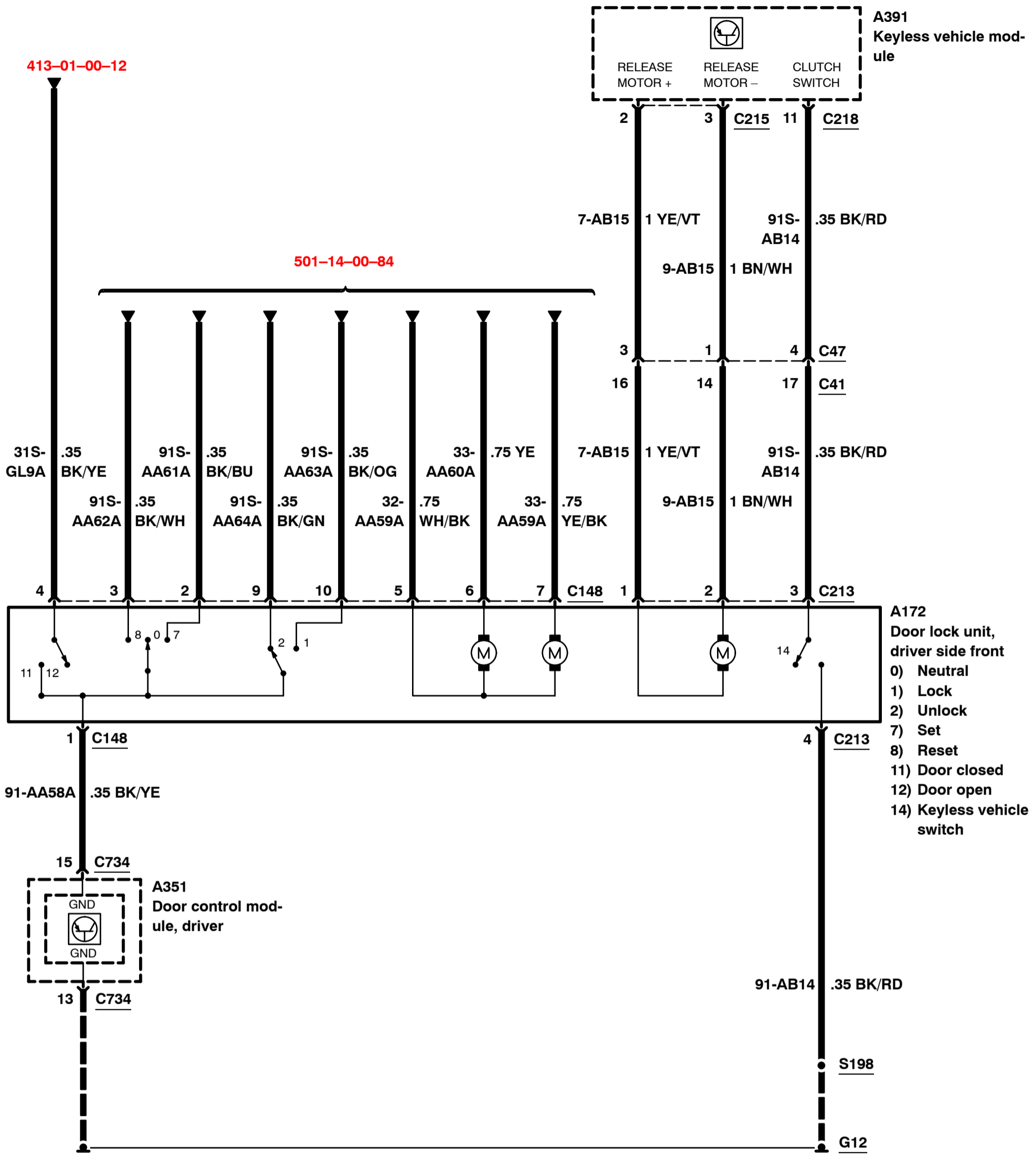


2008
501-14-00-92
2008.75
Focus

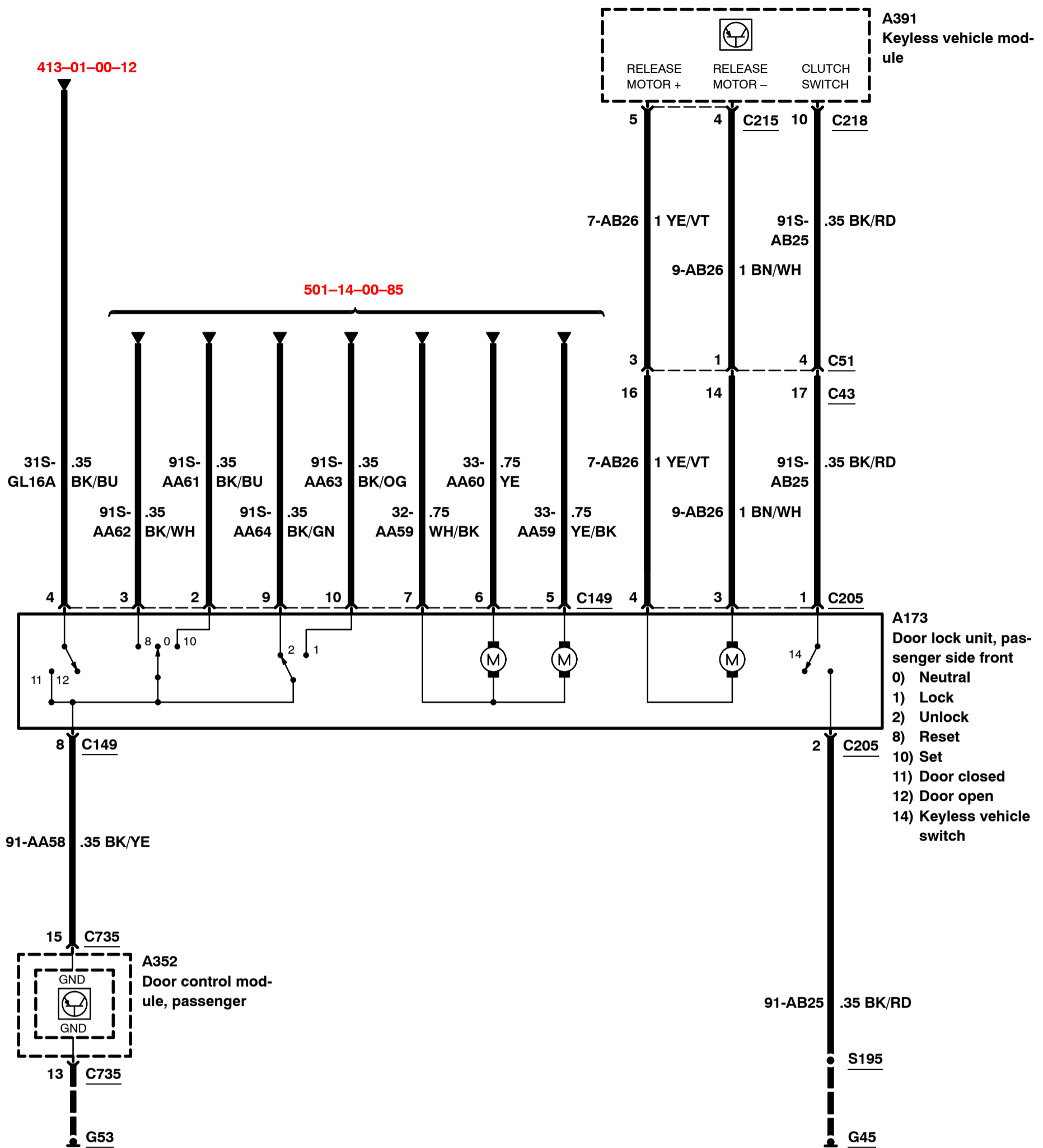
Handles, Locks, Latches and Entry Systems – Coupé–Cabriolet, with keyless vehicle system, before 12/2007



Handles, Locks, Latches and Entry Systems – Coupé–Cabriolet, with keyless vehicle system, LHD, before 12/2007

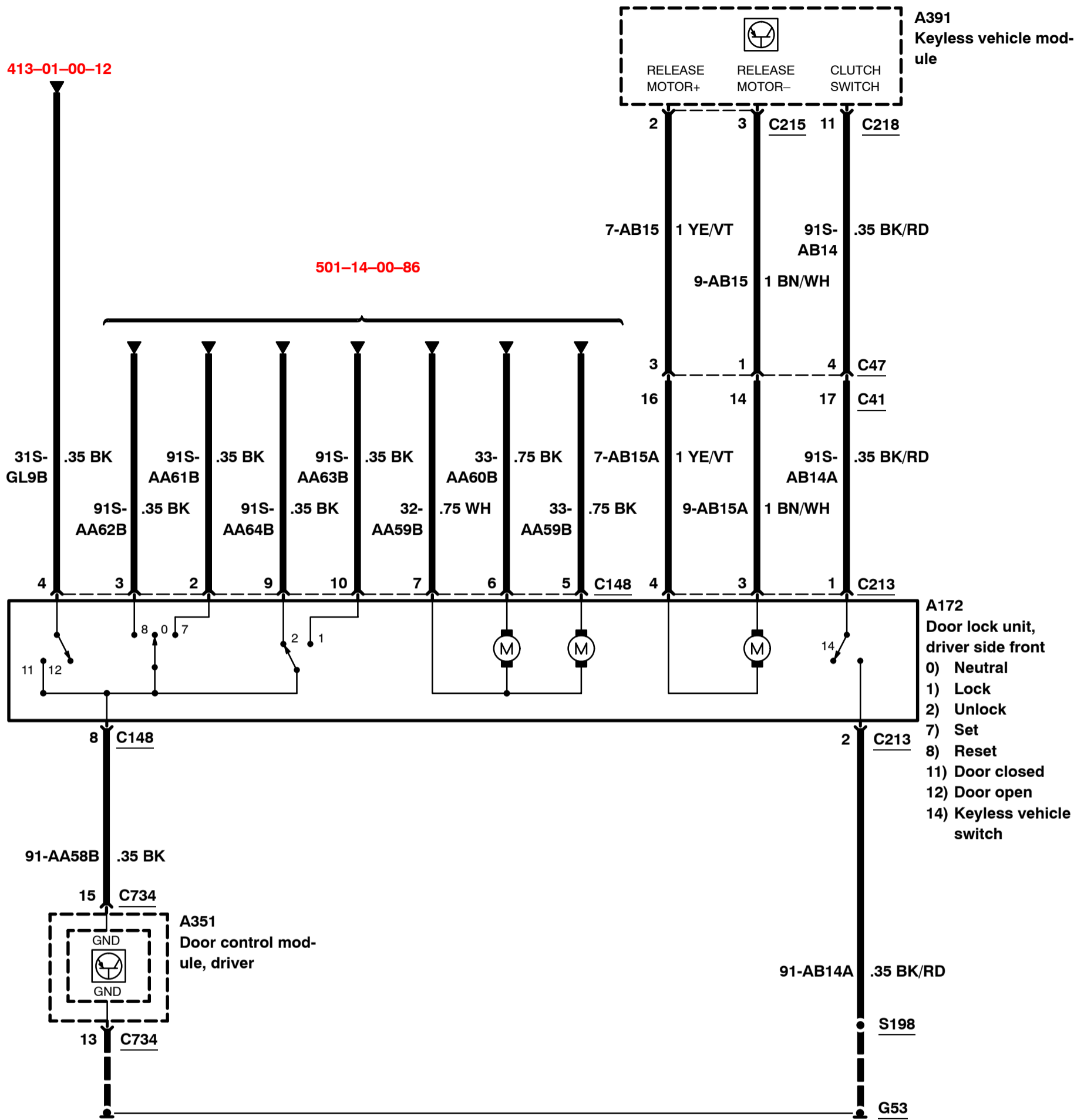


Handles, Locks, Latches and Entry Systems – Coupé–Cabriolet, with keyless vehicle system, LHD, before 12/2007

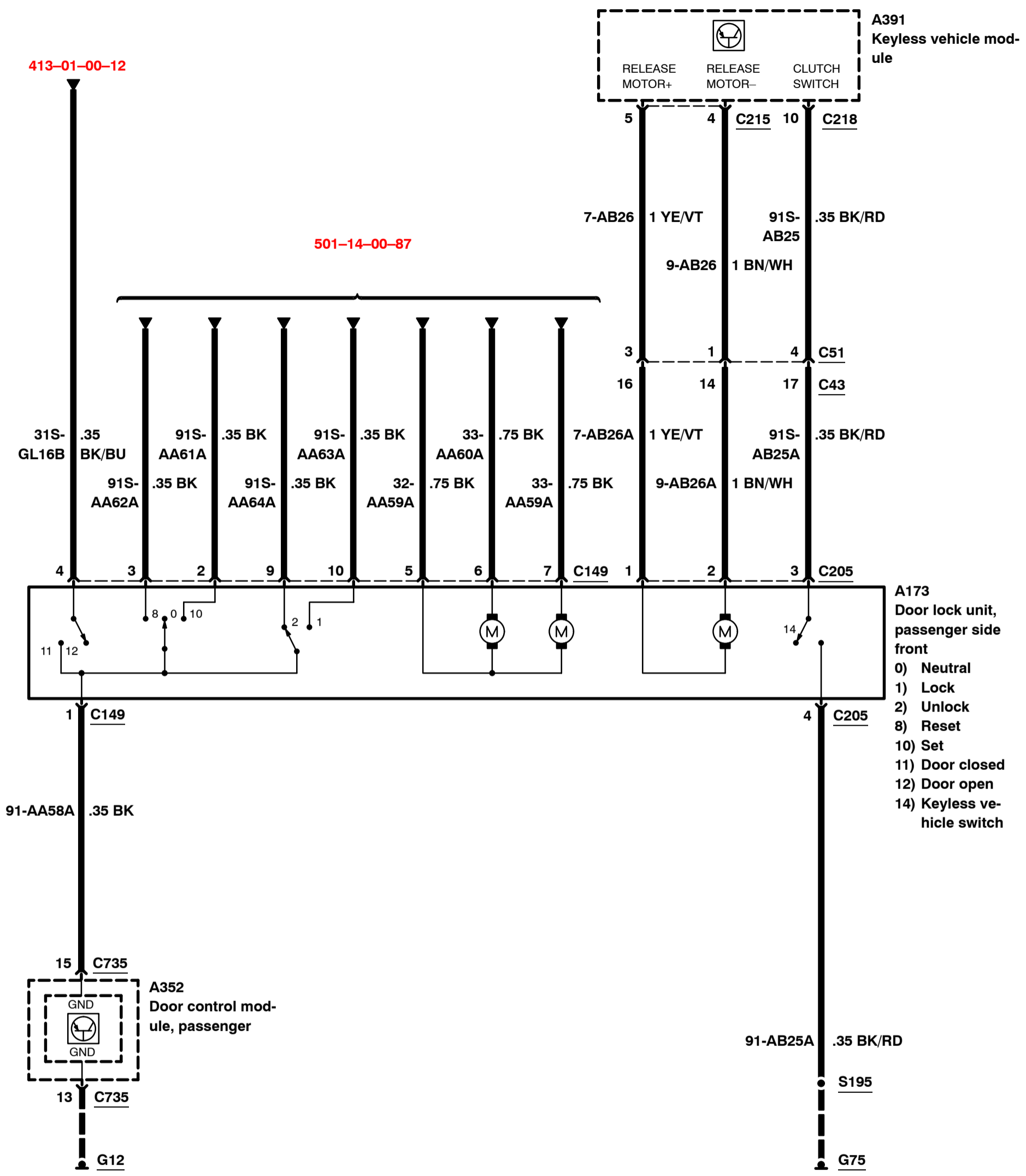


Handles, Locks, Latches and Entry Systems – Coupé–Cabriolet, with keyless vehicle system, RHD, before 12/2007

2008
501-14-00-95
2008.75
Focus

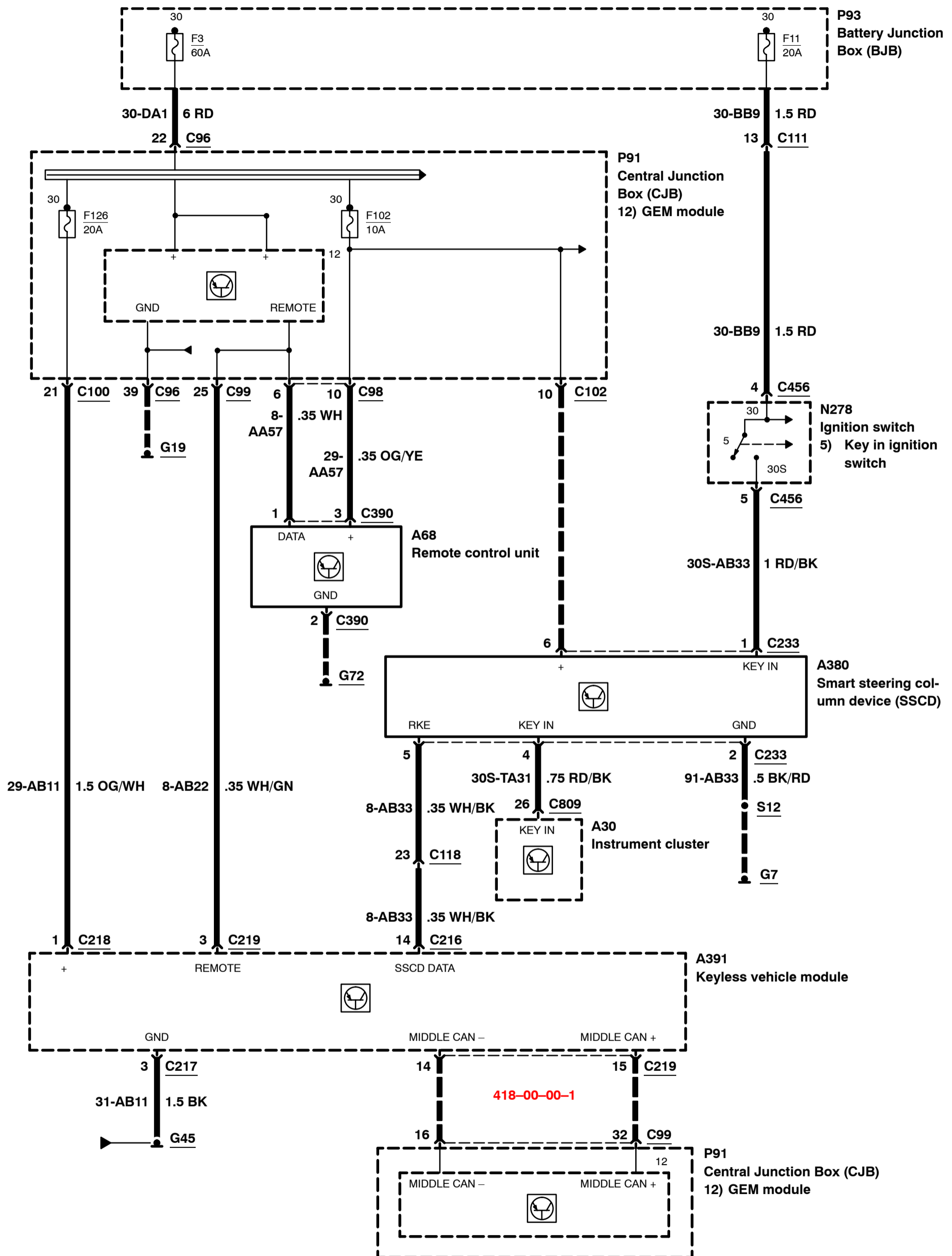


Handles, Locks, Latches and Entry Systems – Coupé–Cabriolet, with keyless vehicle system, RHD, before 12/2007



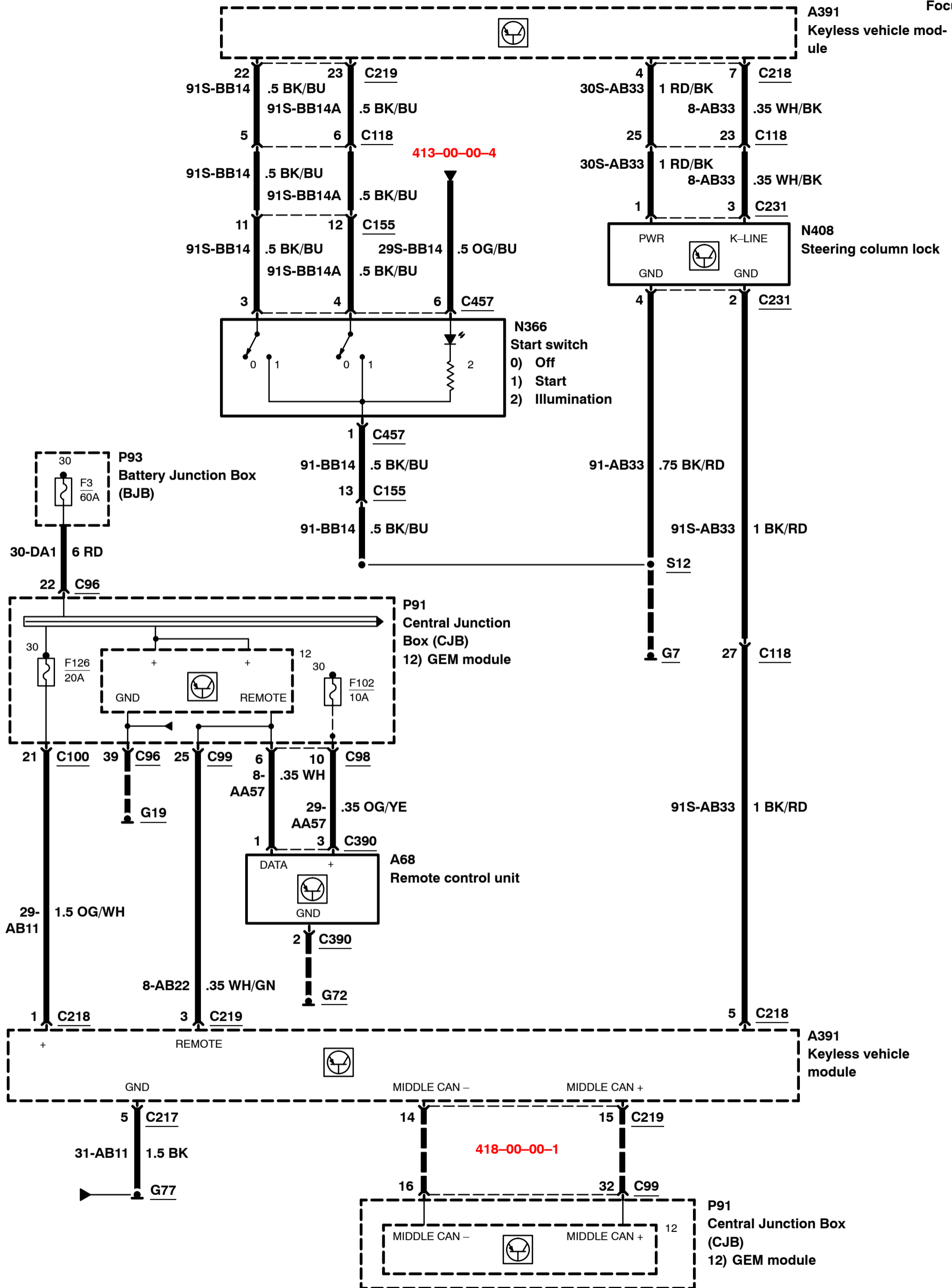
Handles, Locks, Latches and Entry Systems – Coupé–Cabriolet, with keyless vehicle system, as of 12/2007, without keyless go

2008
501-14-00-97
2008.75
Focus



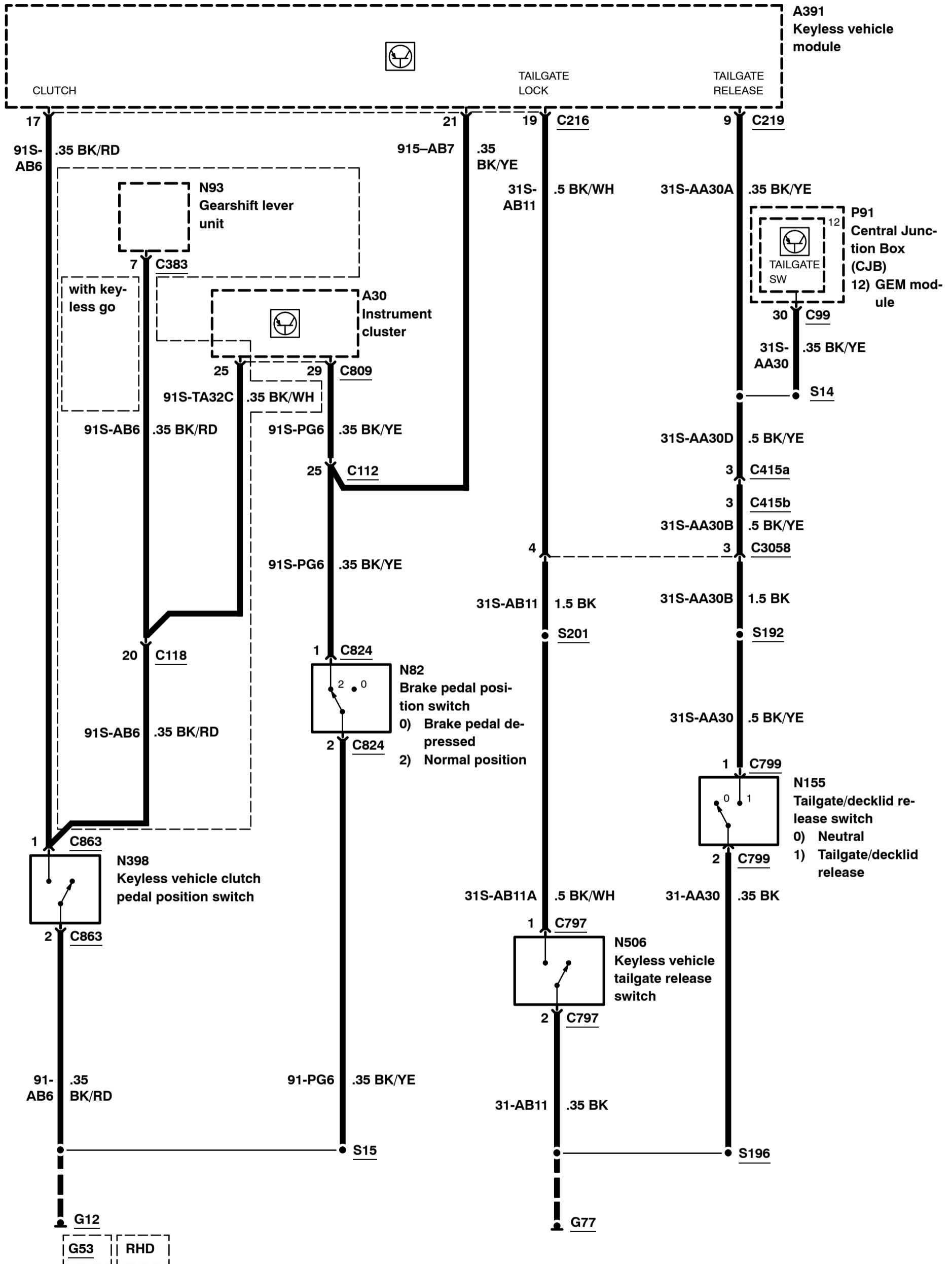
2008
501-14-00-98
2008.75
Focus

Handles, Locks, Latches and Entry Systems – except Coupé–Cabriolet, with keyless vehicle system, as of 12/2007, with keyless go



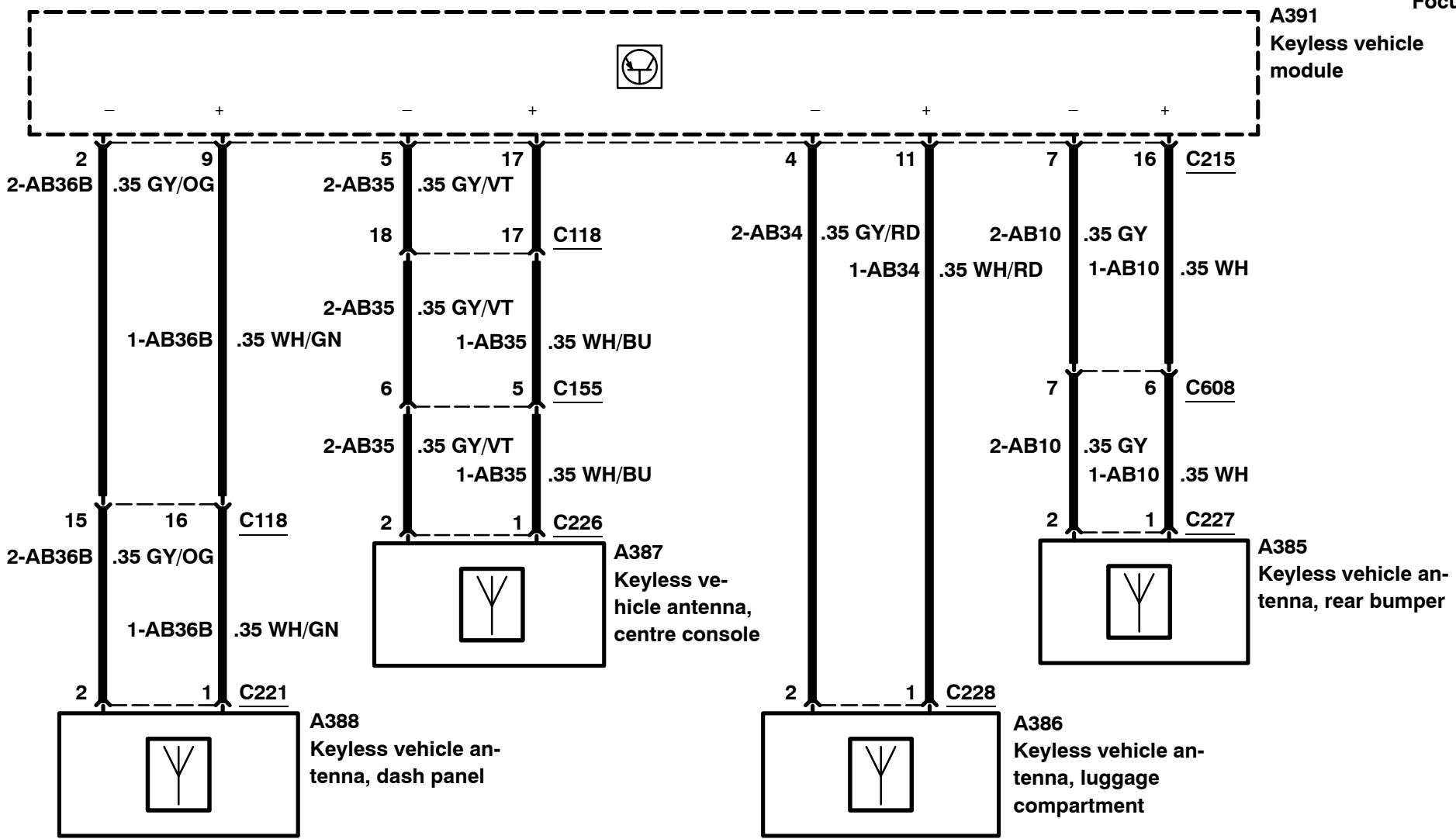
Handles, Locks, Latches and Entry Systems – Coupé–Cabriolet, with keyless vehicle system, as of 12/2007

2008
501-14-00-99
2008.75
Focus



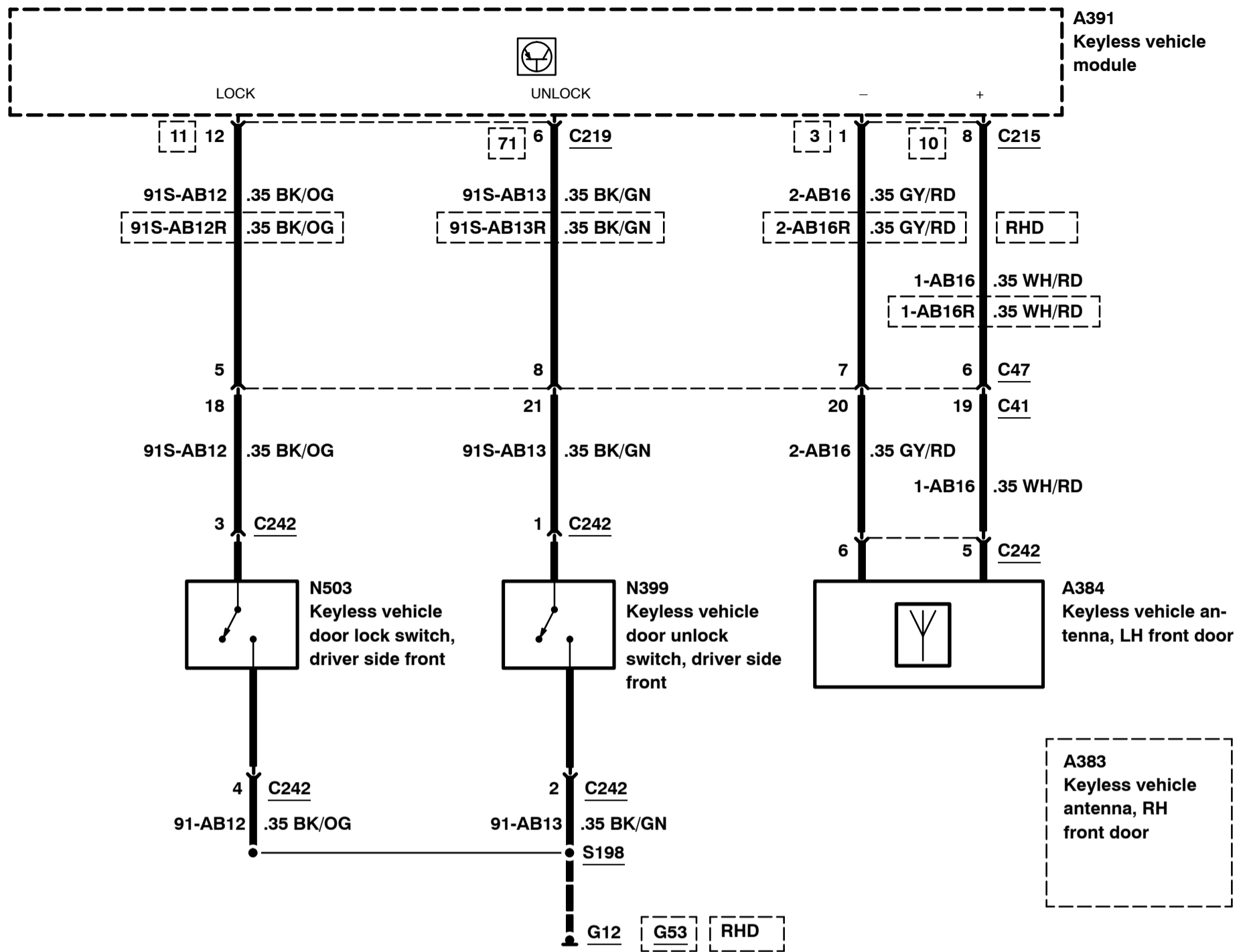
2008
501-14-00-100
2008.75
Focus

Handles, Locks, Latches and Entry Systems – Coupé–Cabriolet, with keyless vehicle system, as of 12/2007

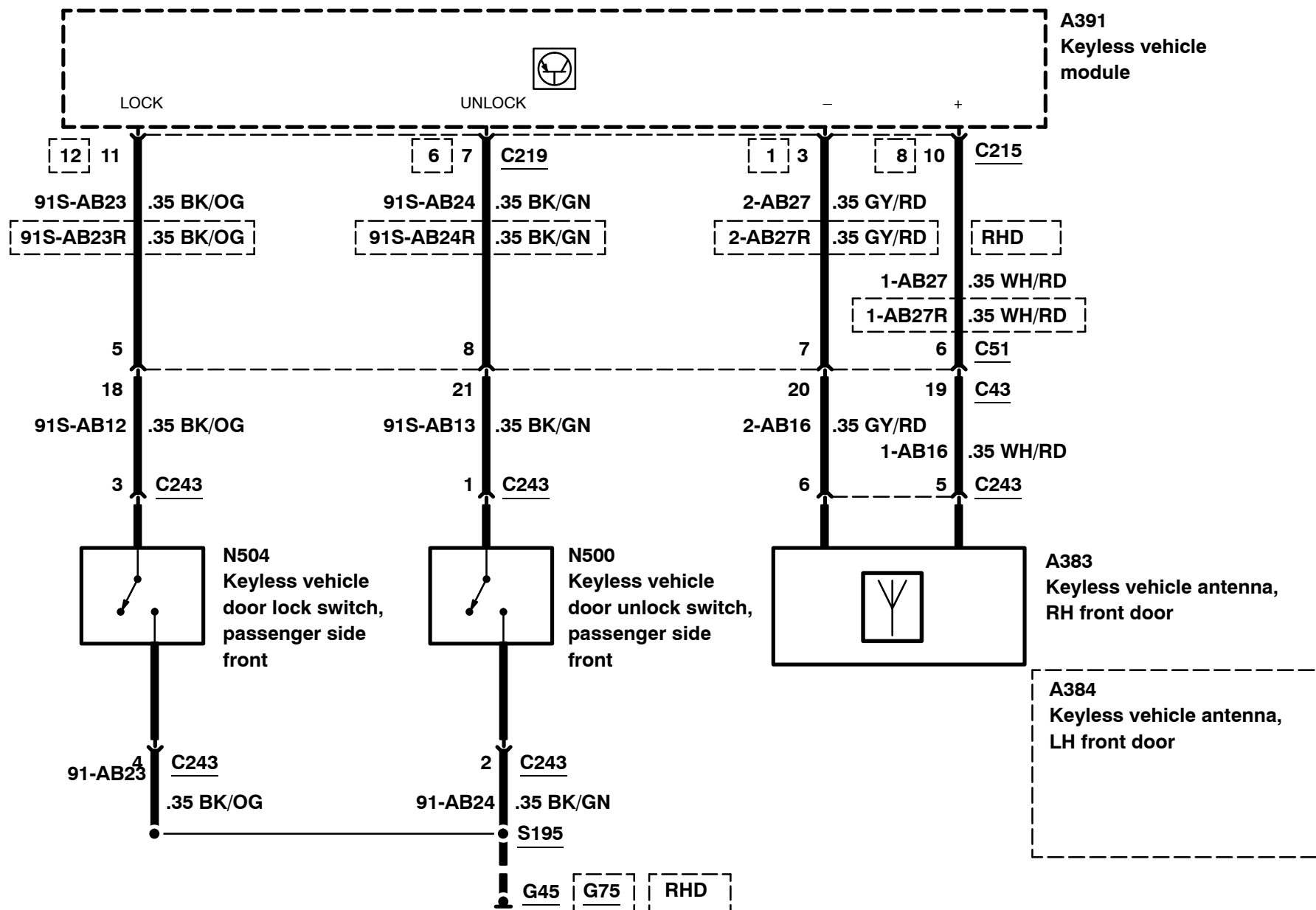


Handles, Locks, Latches and Entry Systems – Coupé–Cabriolet, with keyless vehicle system, as of 12/2007

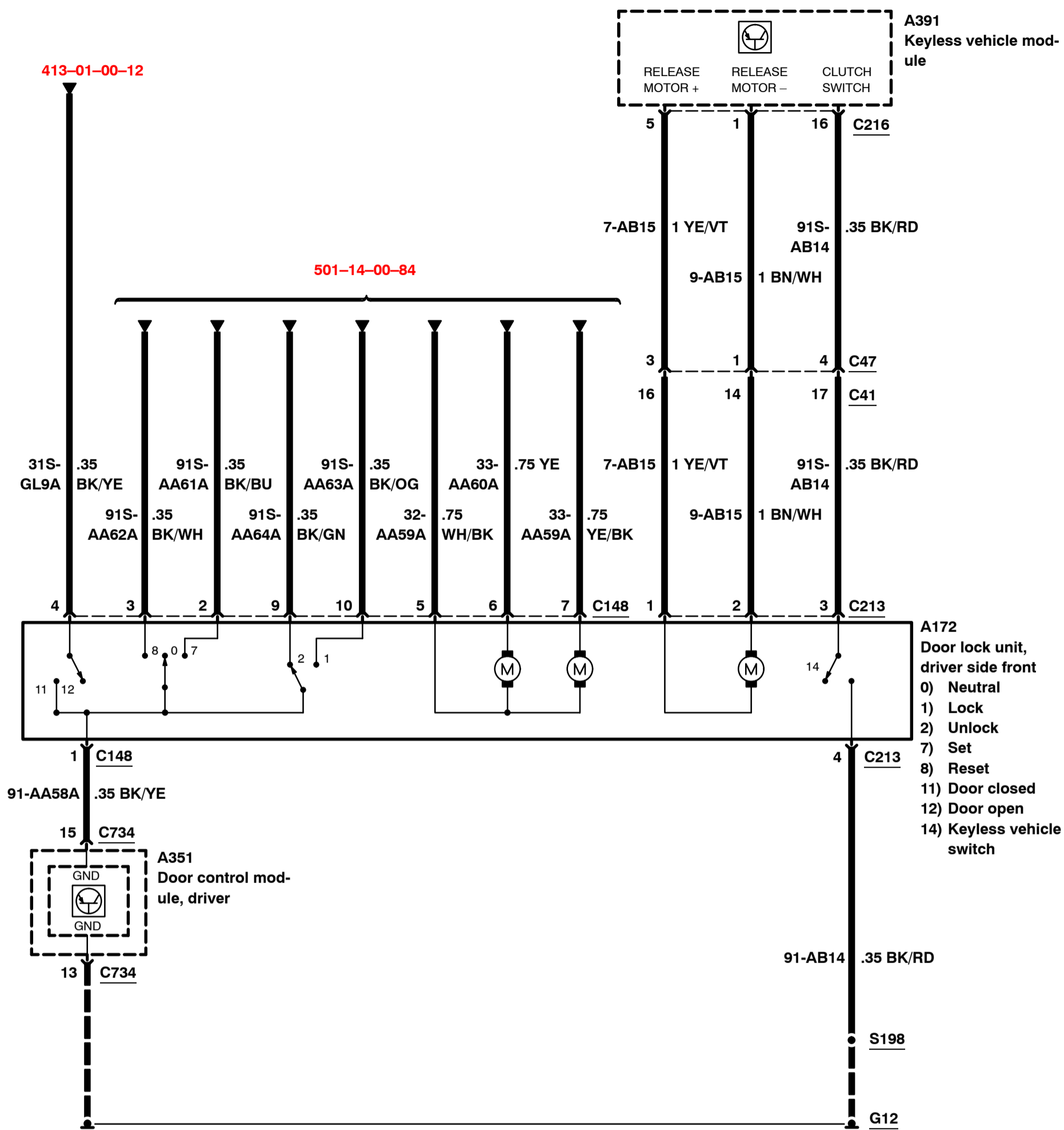
2008
501-14-00-101
2008.75
Focus



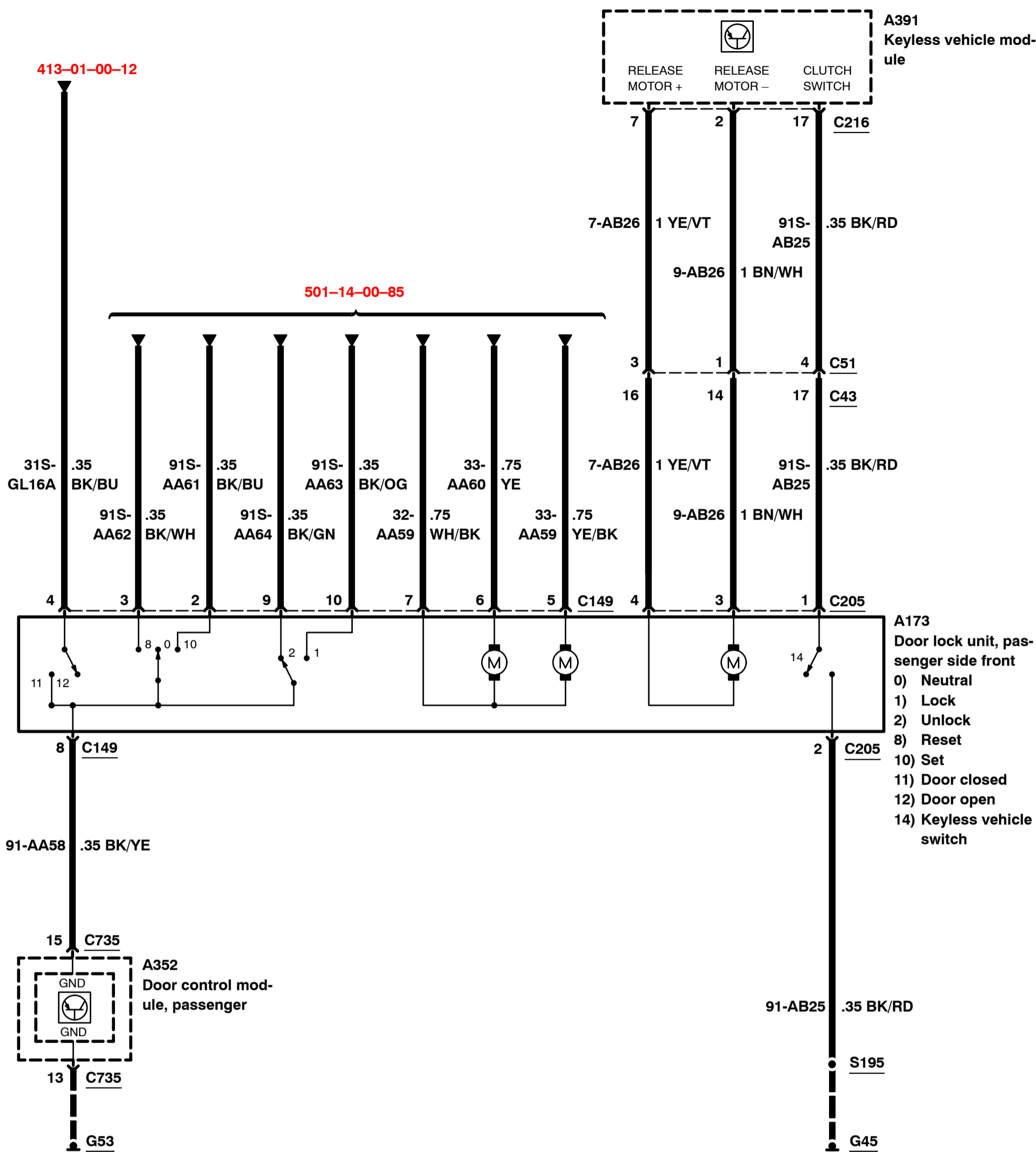
Handles, Locks, Latches and Entry Systems – Coupé-Cabriolet, with keyless vehicle system, as of 12/2007



Handles, Locks, Latches and Entry Systems – Coupé–Cabriolet, with keyless vehicle system, LHD, as of 12/2007

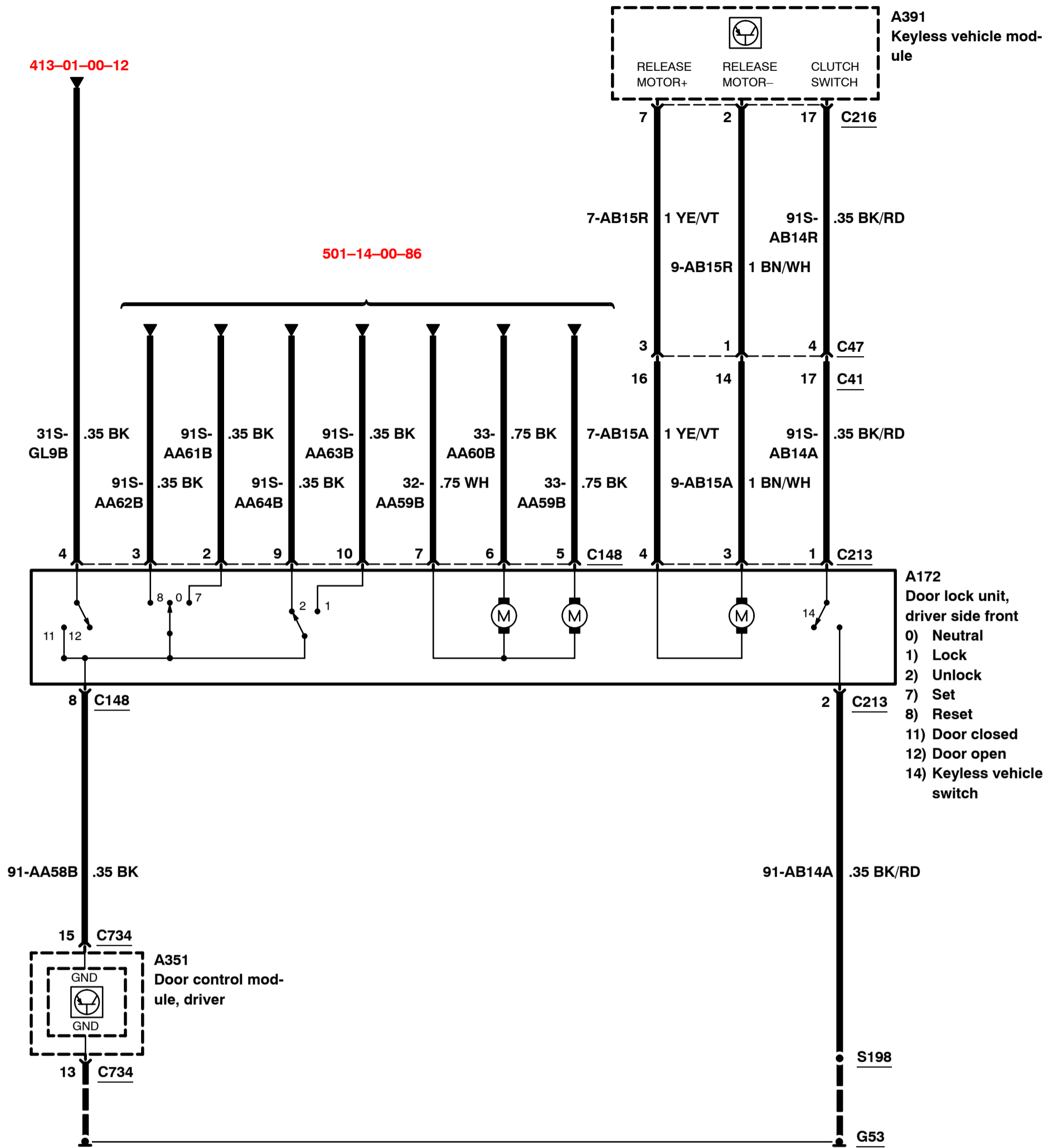


Handles, Locks, Latches and Entry Systems – Coupé–Cabriolet, with keyless vehicle system, LHD, as of 12/2007



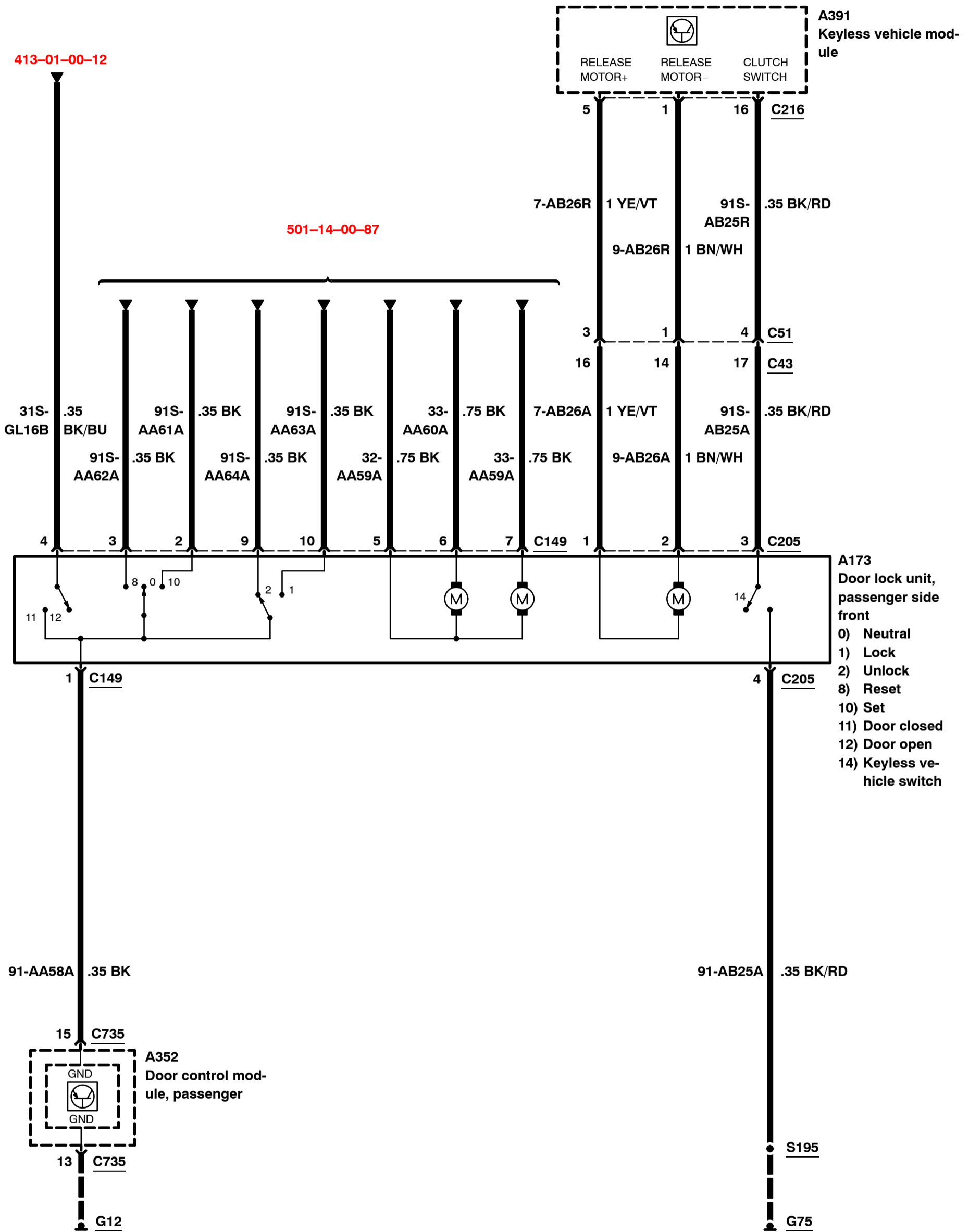
Handles, Locks, Latches and Entry Systems – Coupé–Cabriolet, with keyless vehicle system, RHD, as of 12/2007

2008
501-14-00-105
2008.75
Focus

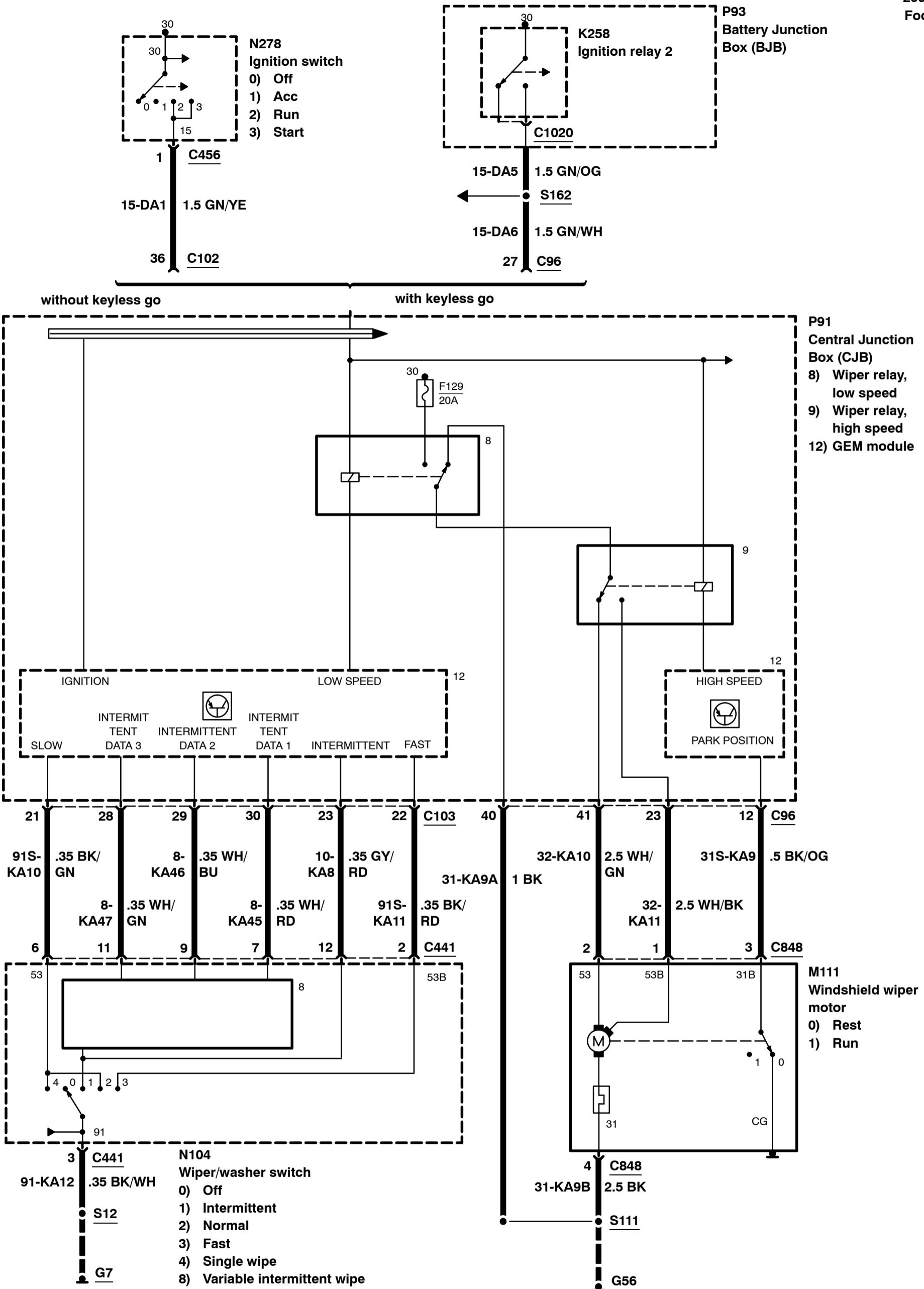


Handles, Locks, Latches and Entry Systems – Coupé–Cabriolet, with keyless vehicle system, RHD, as of 12/2007

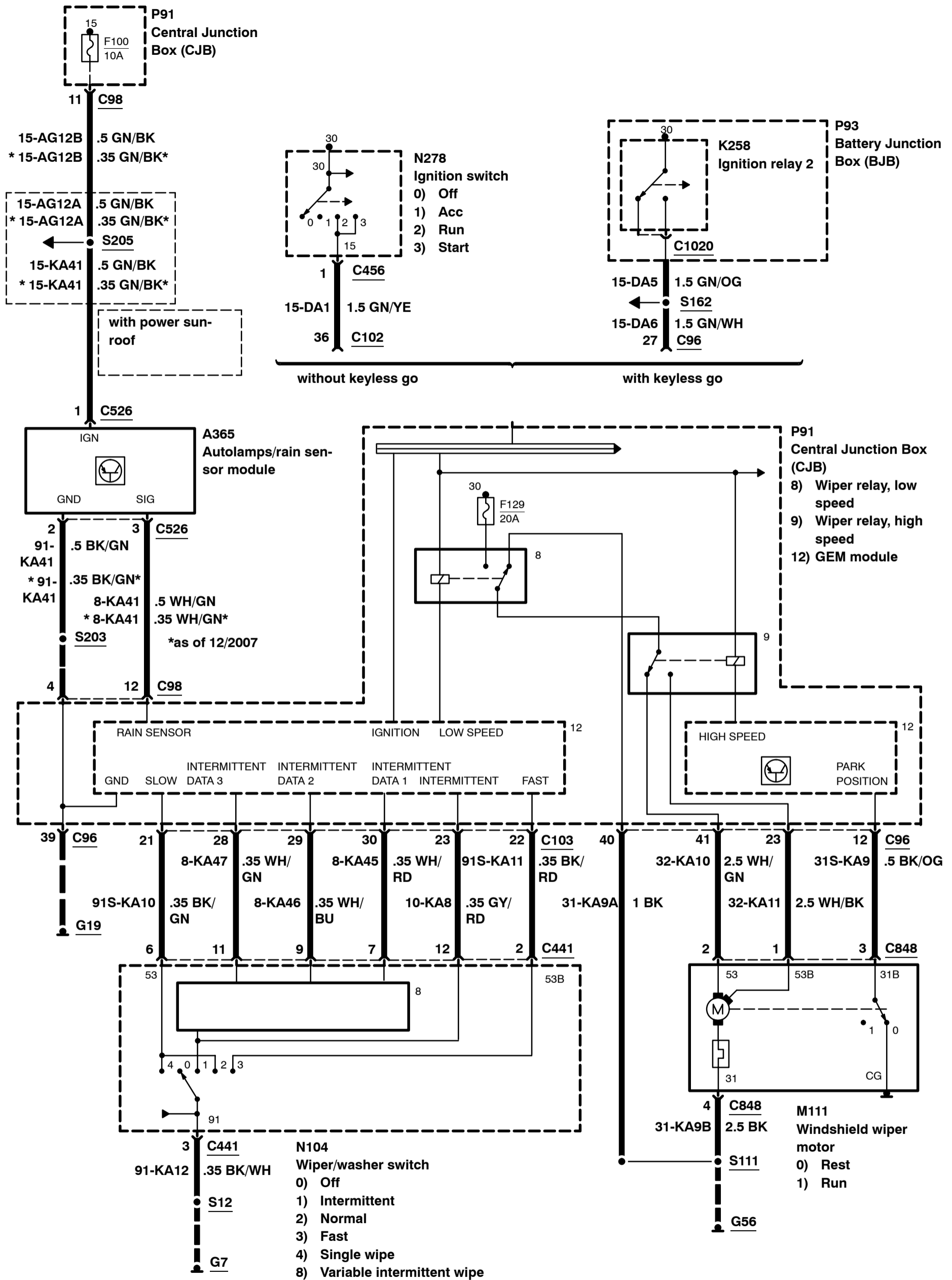
2008
501-14-00-106
2008.75
Focus



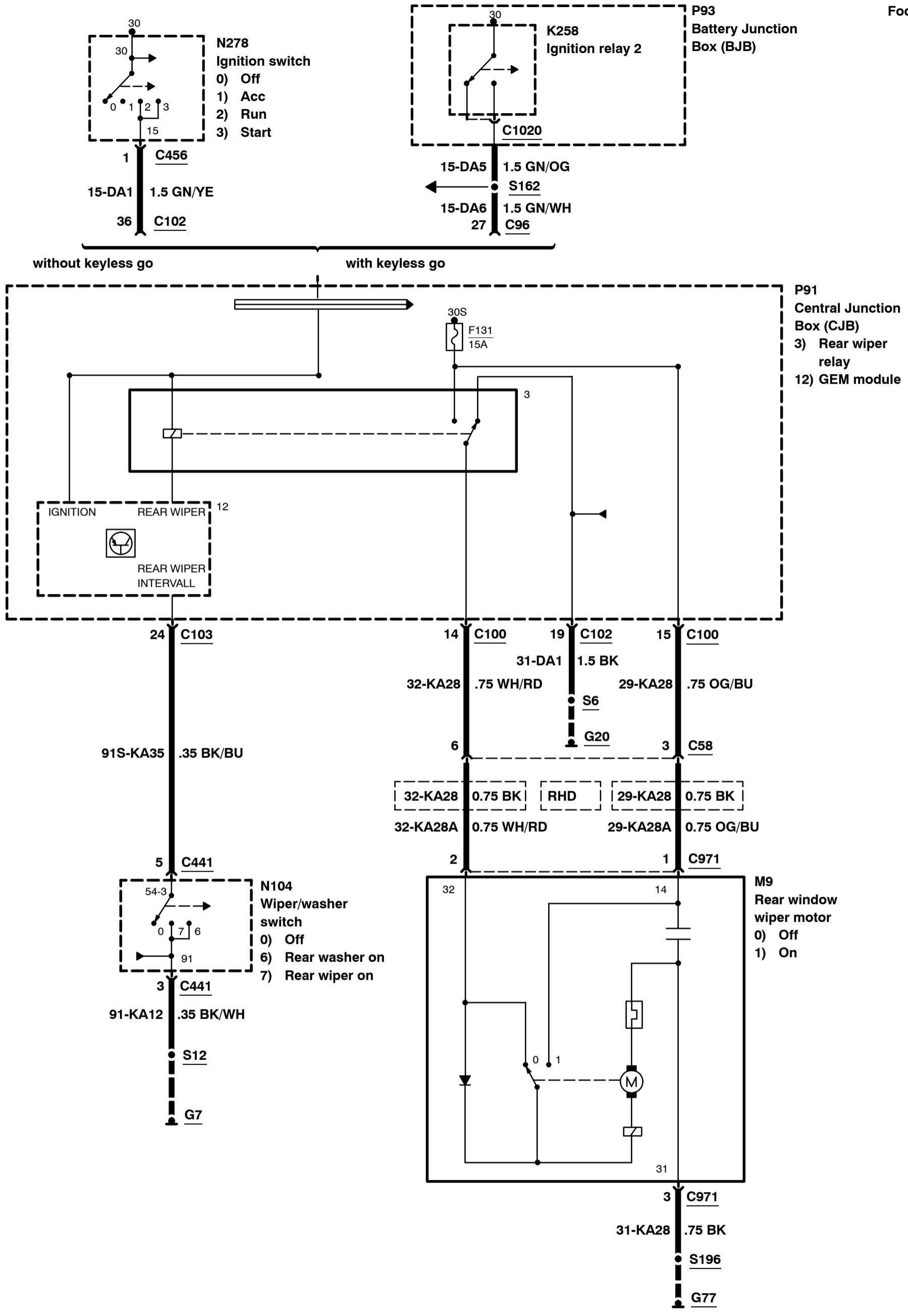
Wipers and Washers – without rain sensor



Wipers and Washers – with rain sensor

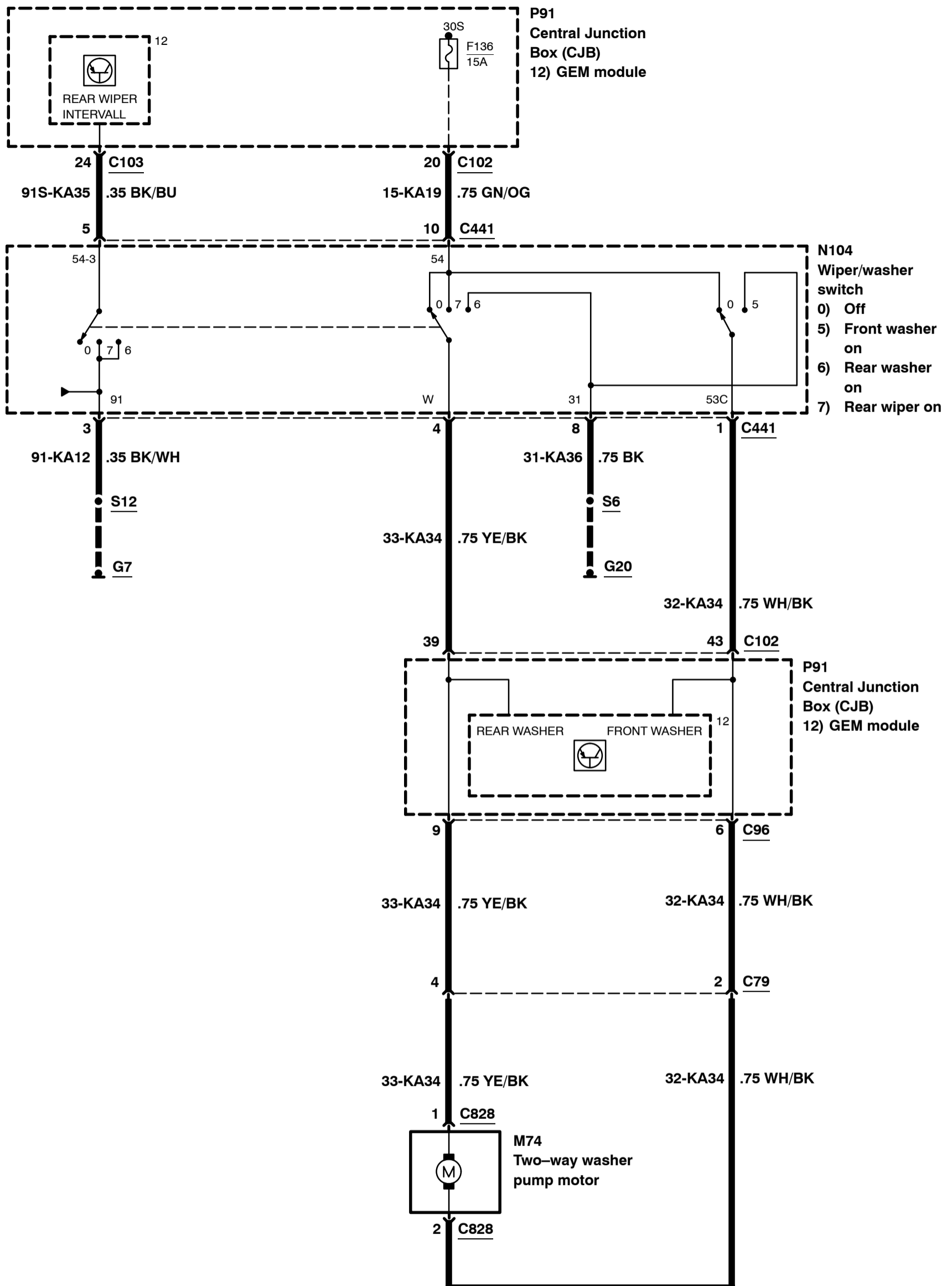


Wipers and Washers

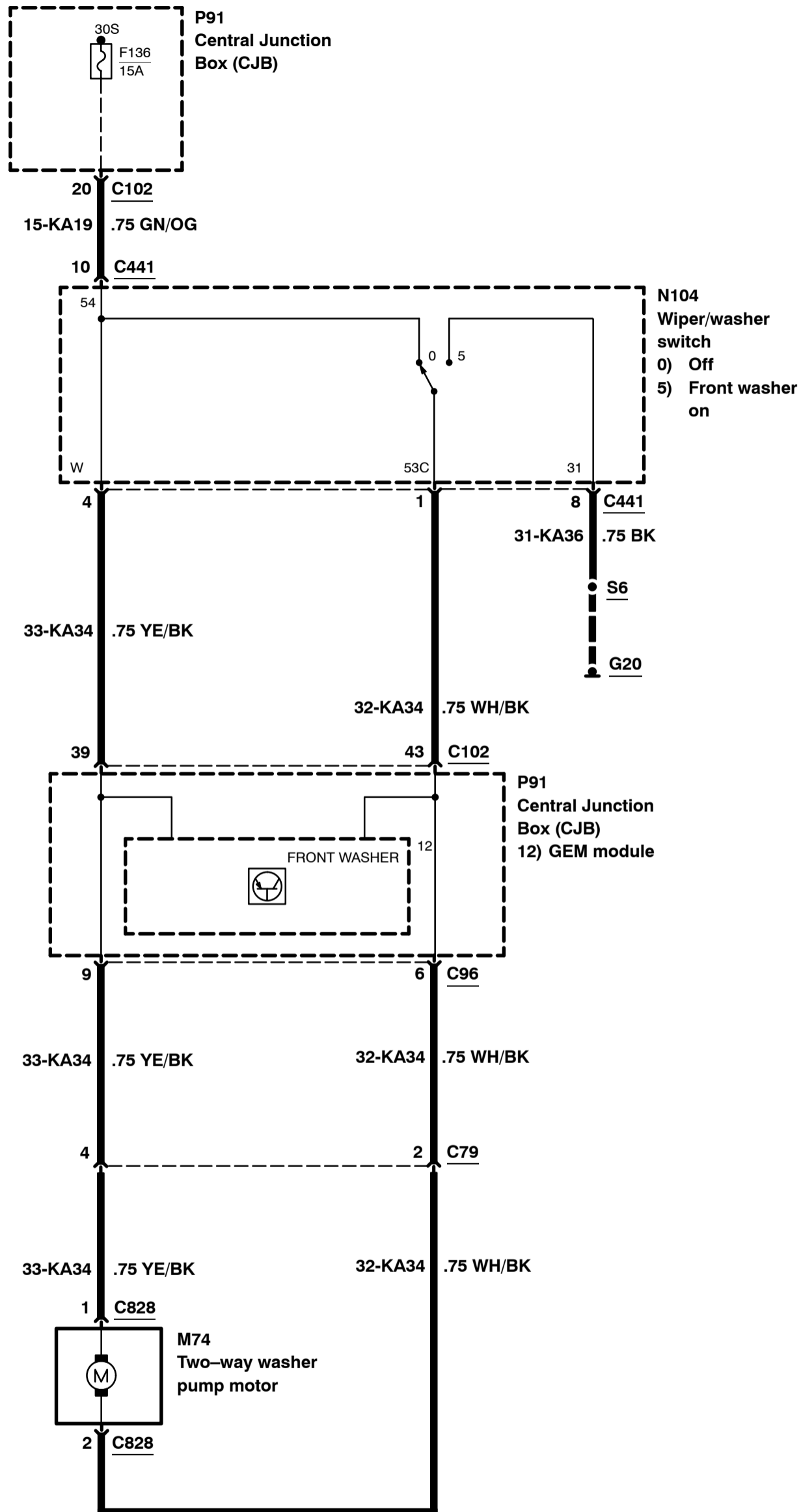


Wipers and Washers – 3-door model/5-door model, wagon

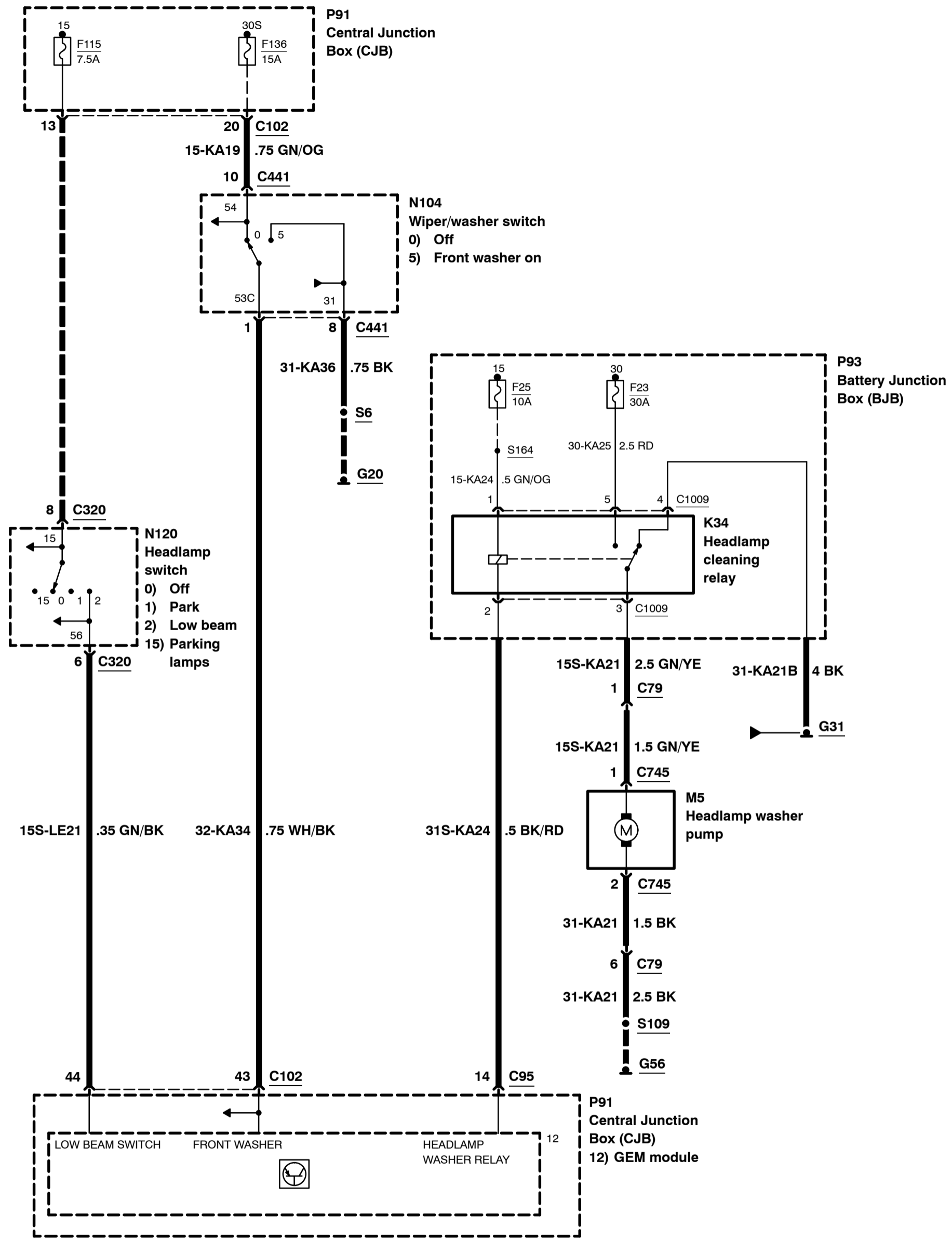
2008
501-16-00-4
2008.75
Focus



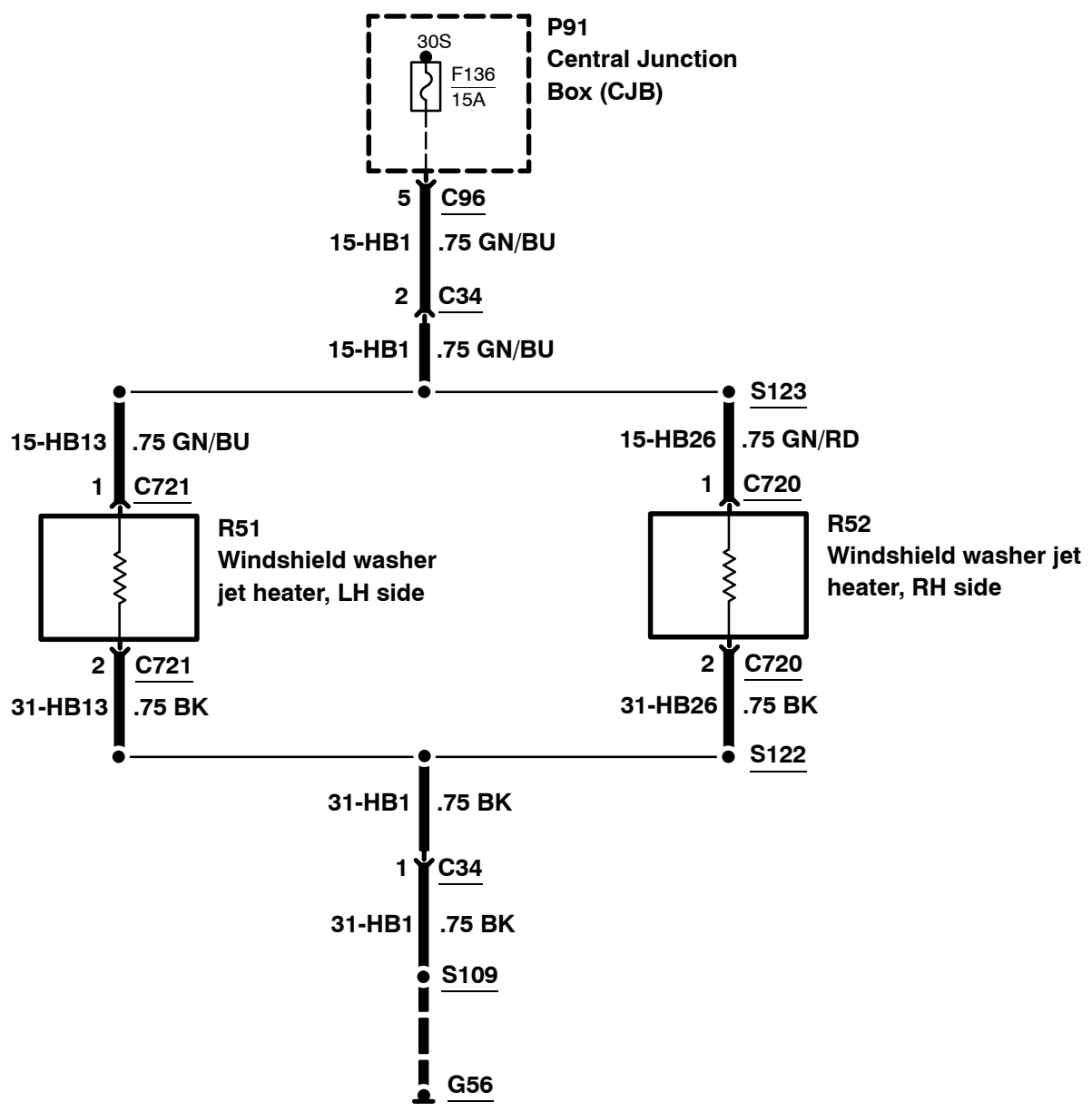
Wipers and Washers – 4-door model, Coupé-Cabriolet



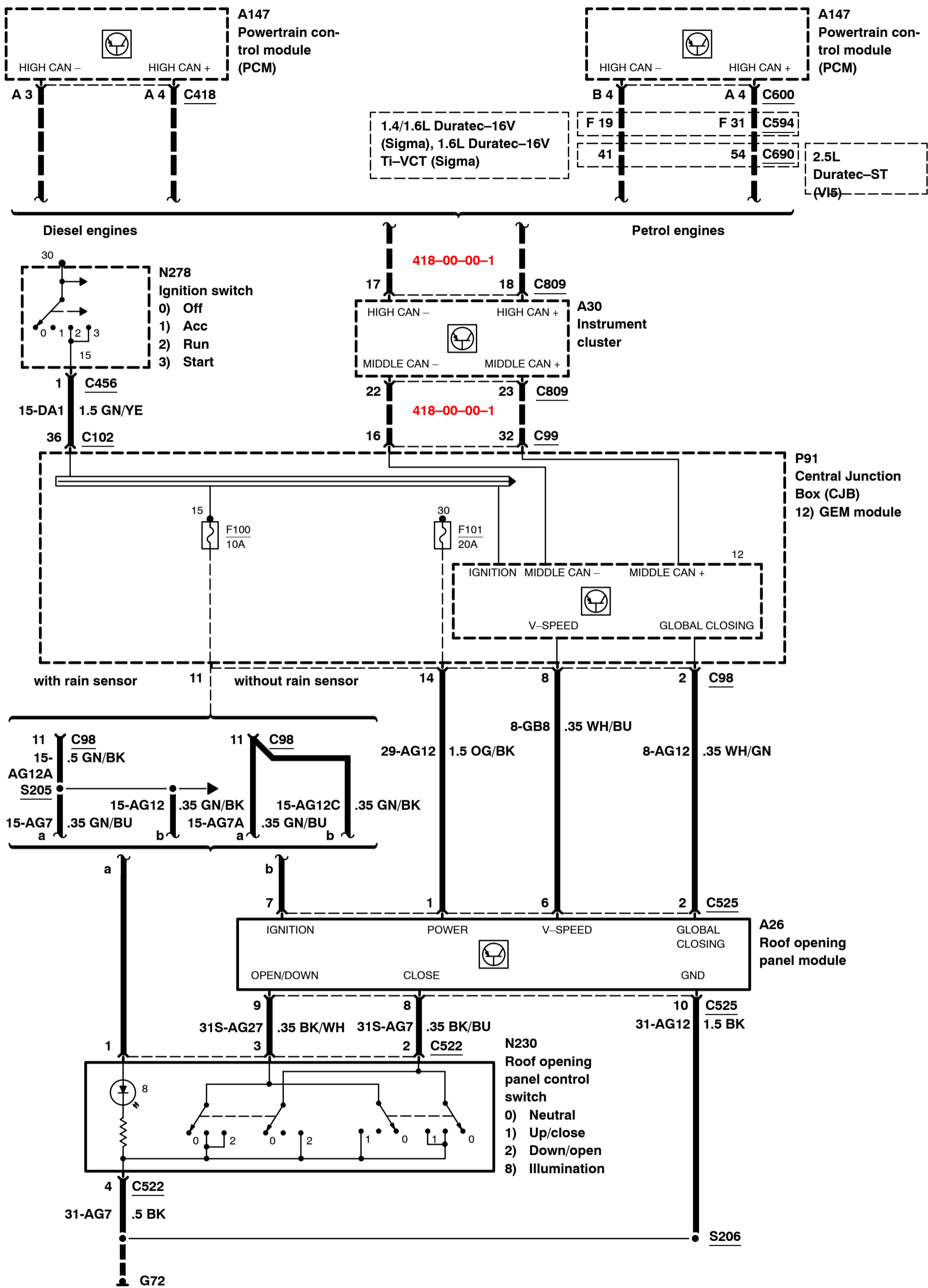
Wipers and Washers – with headlamp washer



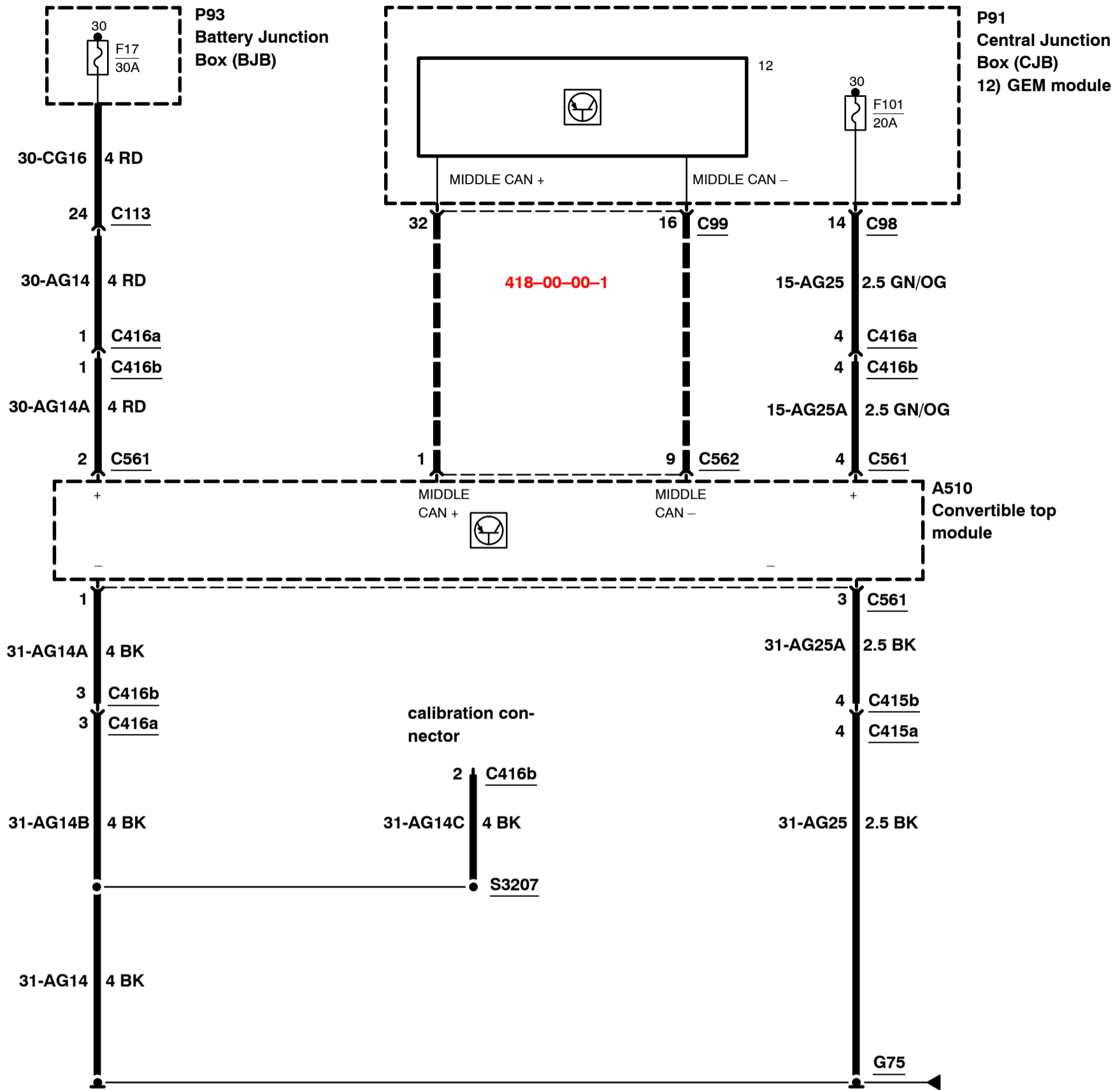
Wipers and Washers – with windshield washer jet heater



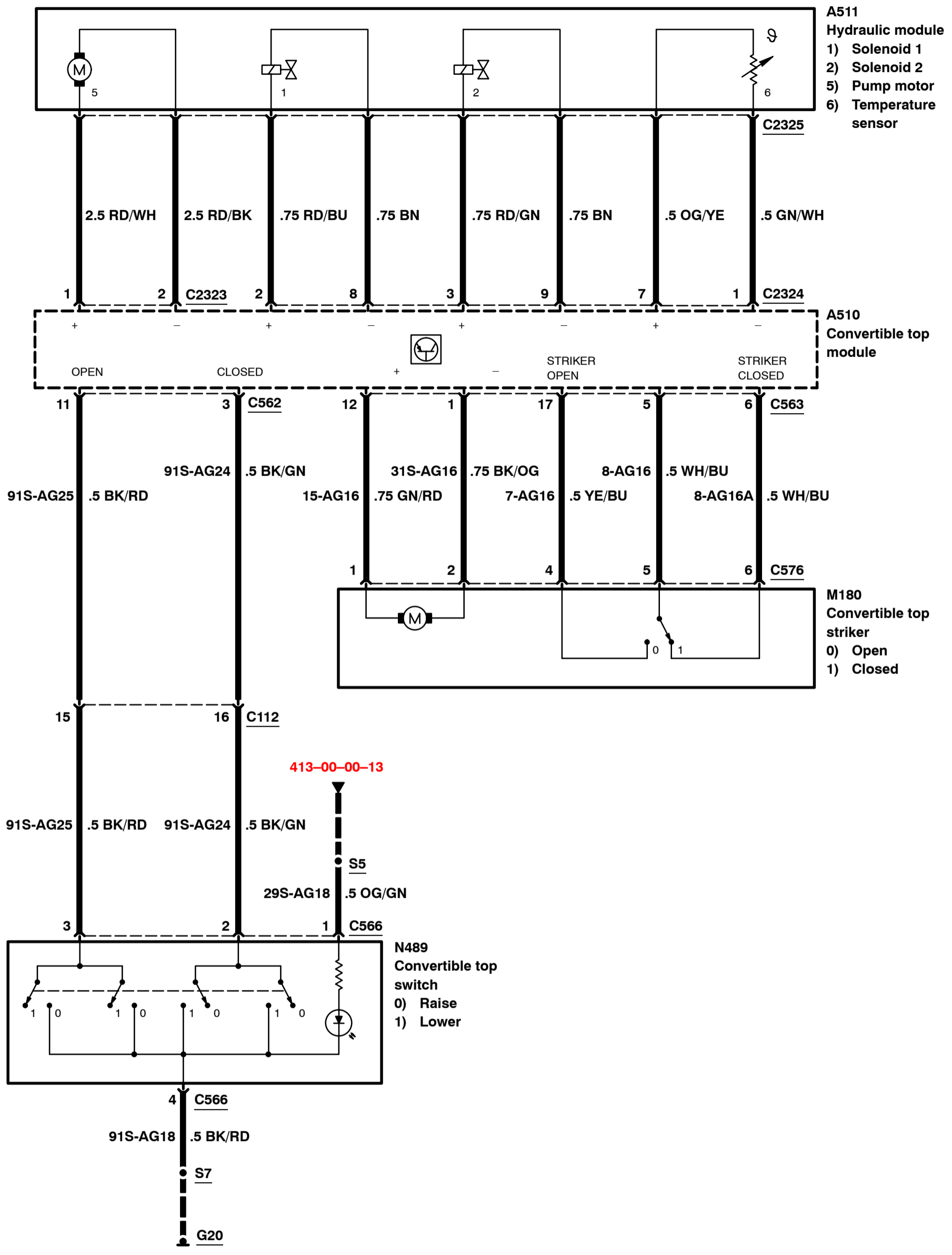
Roof Opening Panel



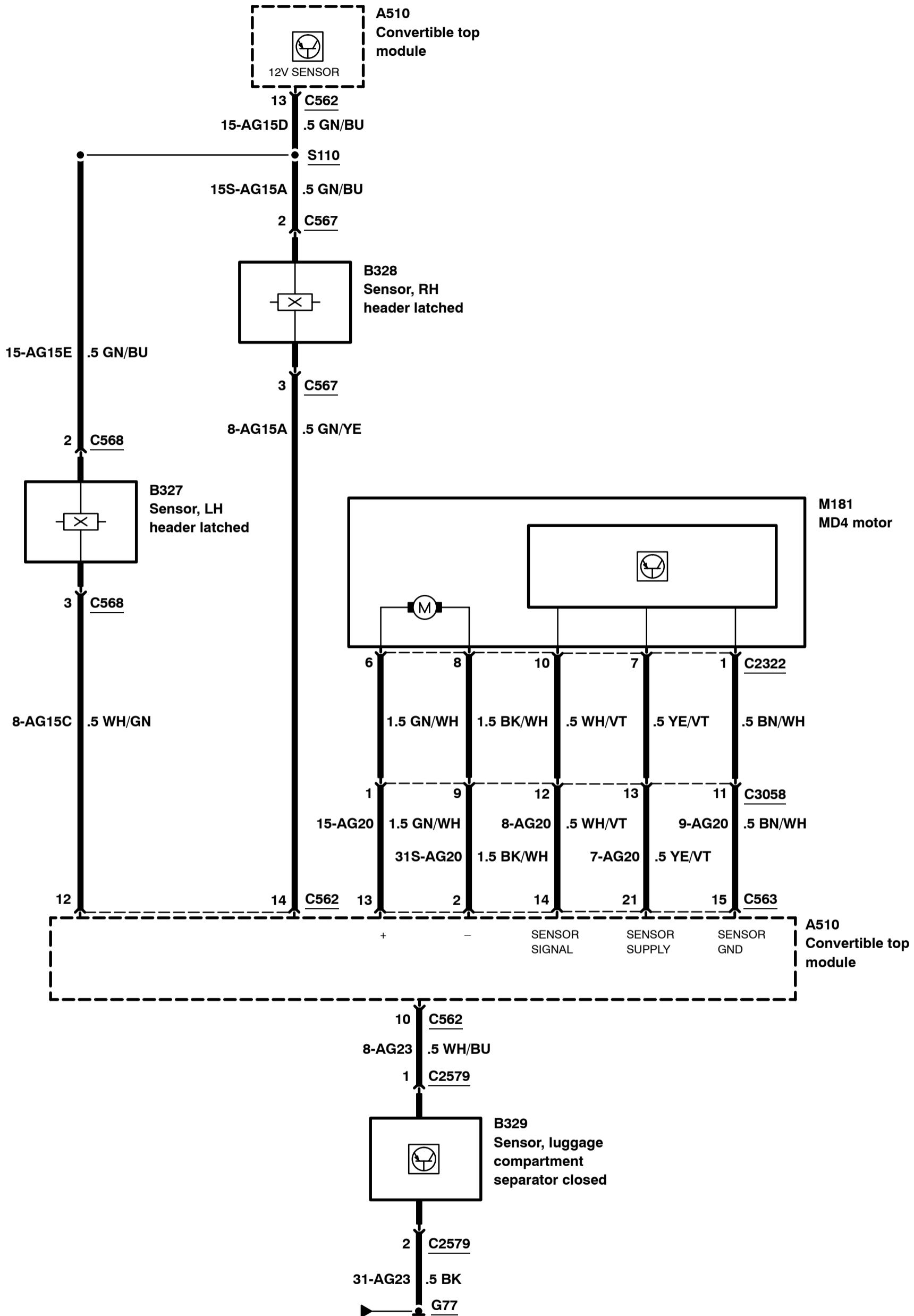
Convertible Top



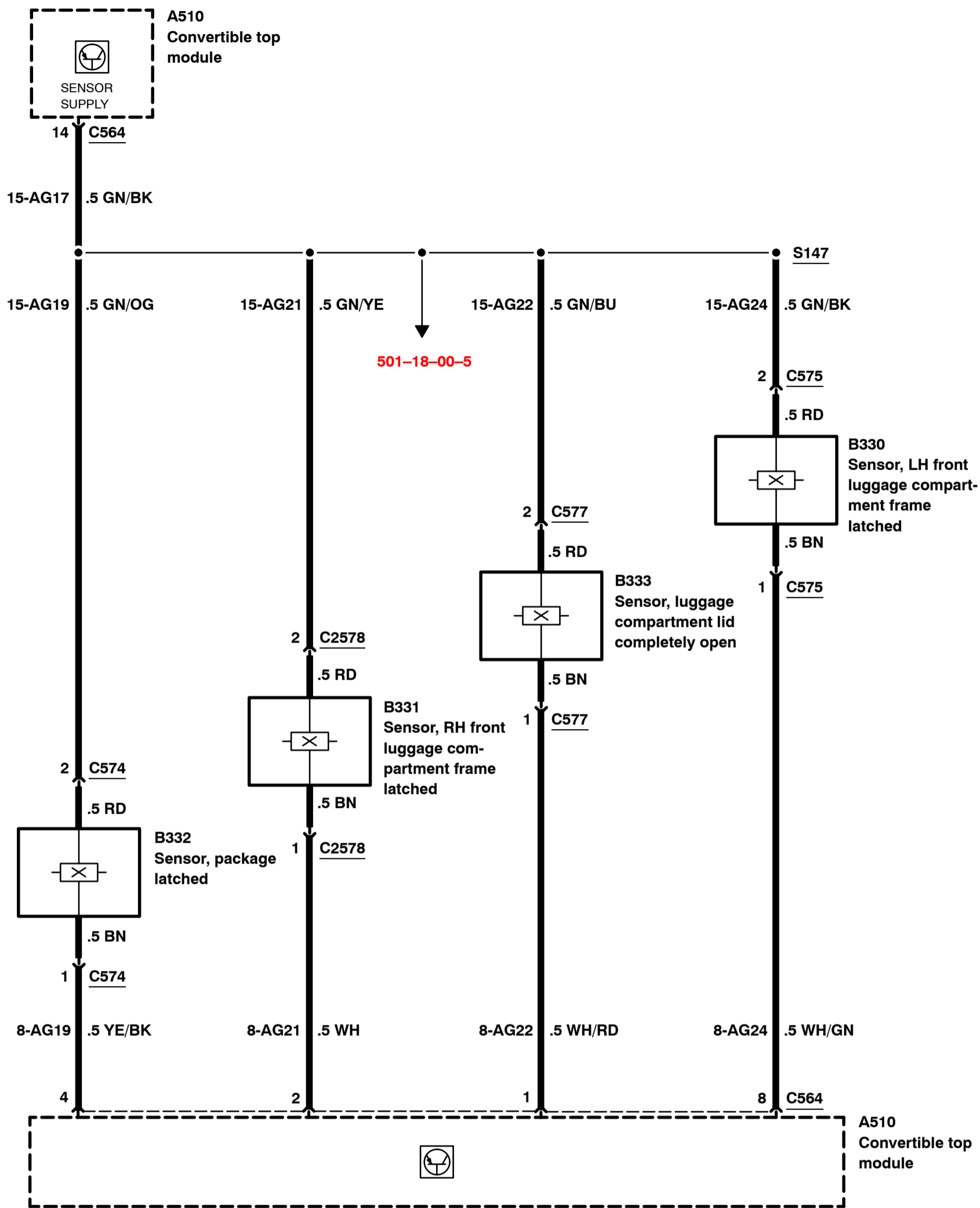
Convertible Top



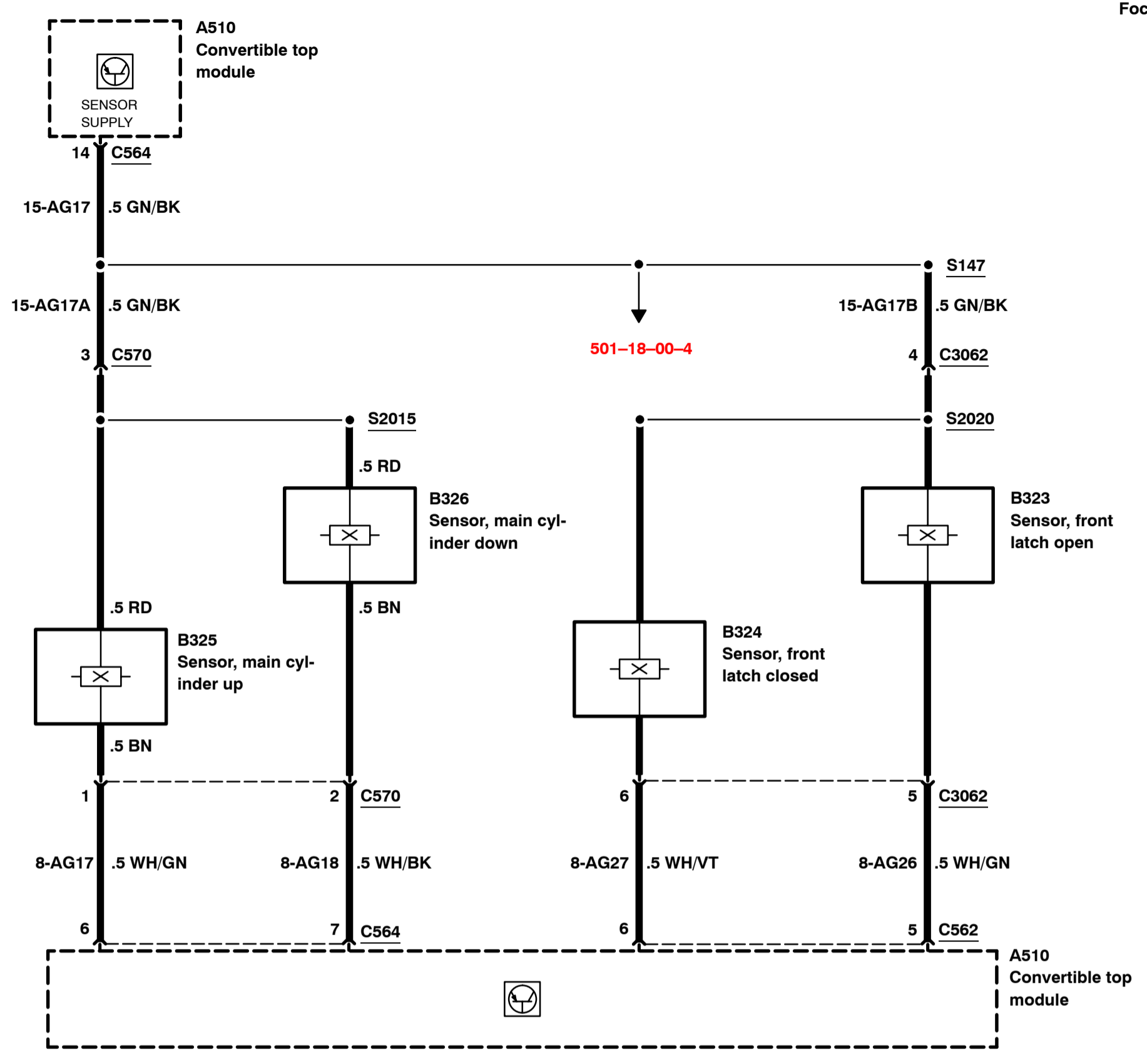
Convertible Top



Convertible Top

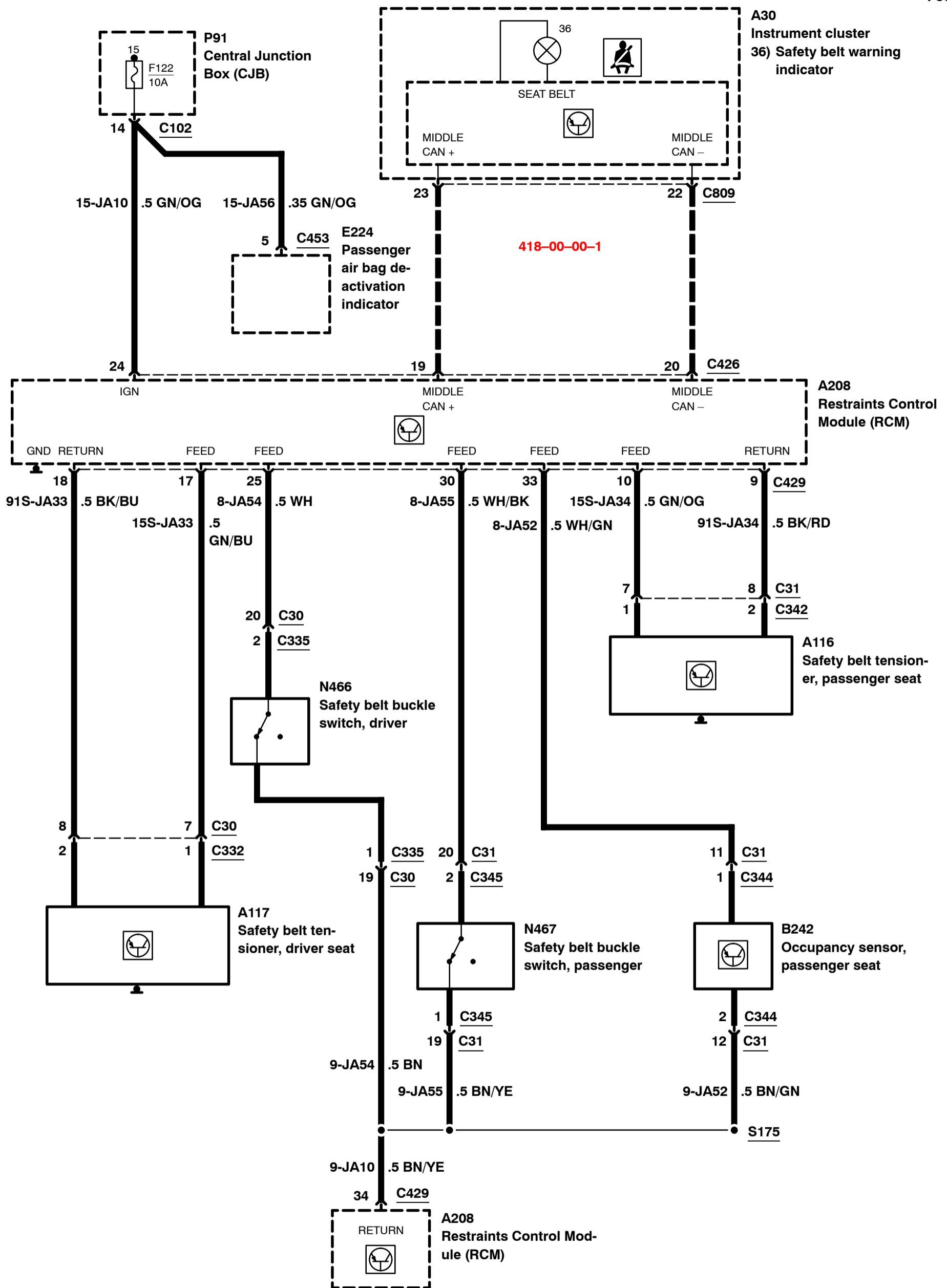


Convertible Top

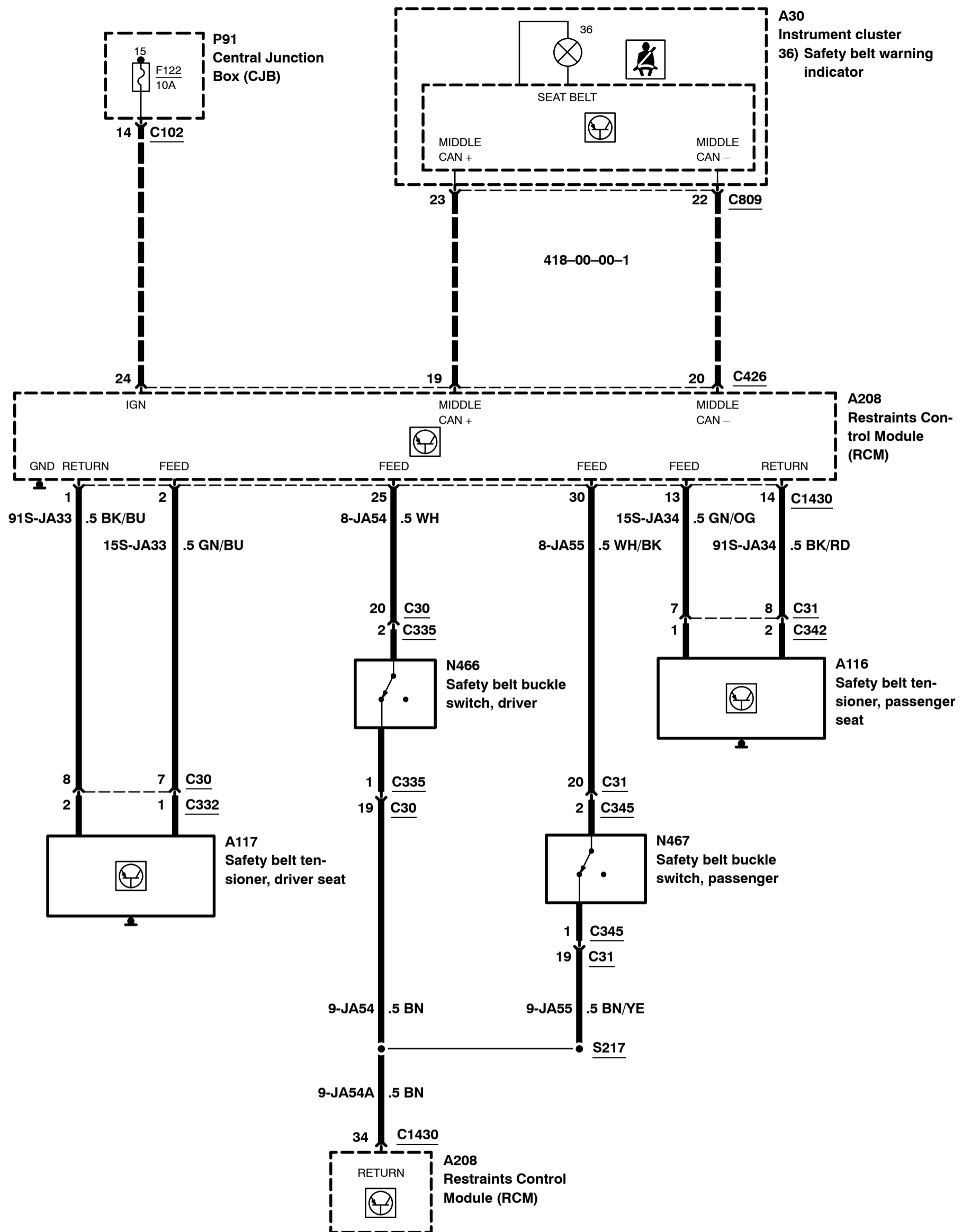


Safety Belt System – except Coupé–Cabriolet

2008
501-20A-00-1
2008.75
Focus

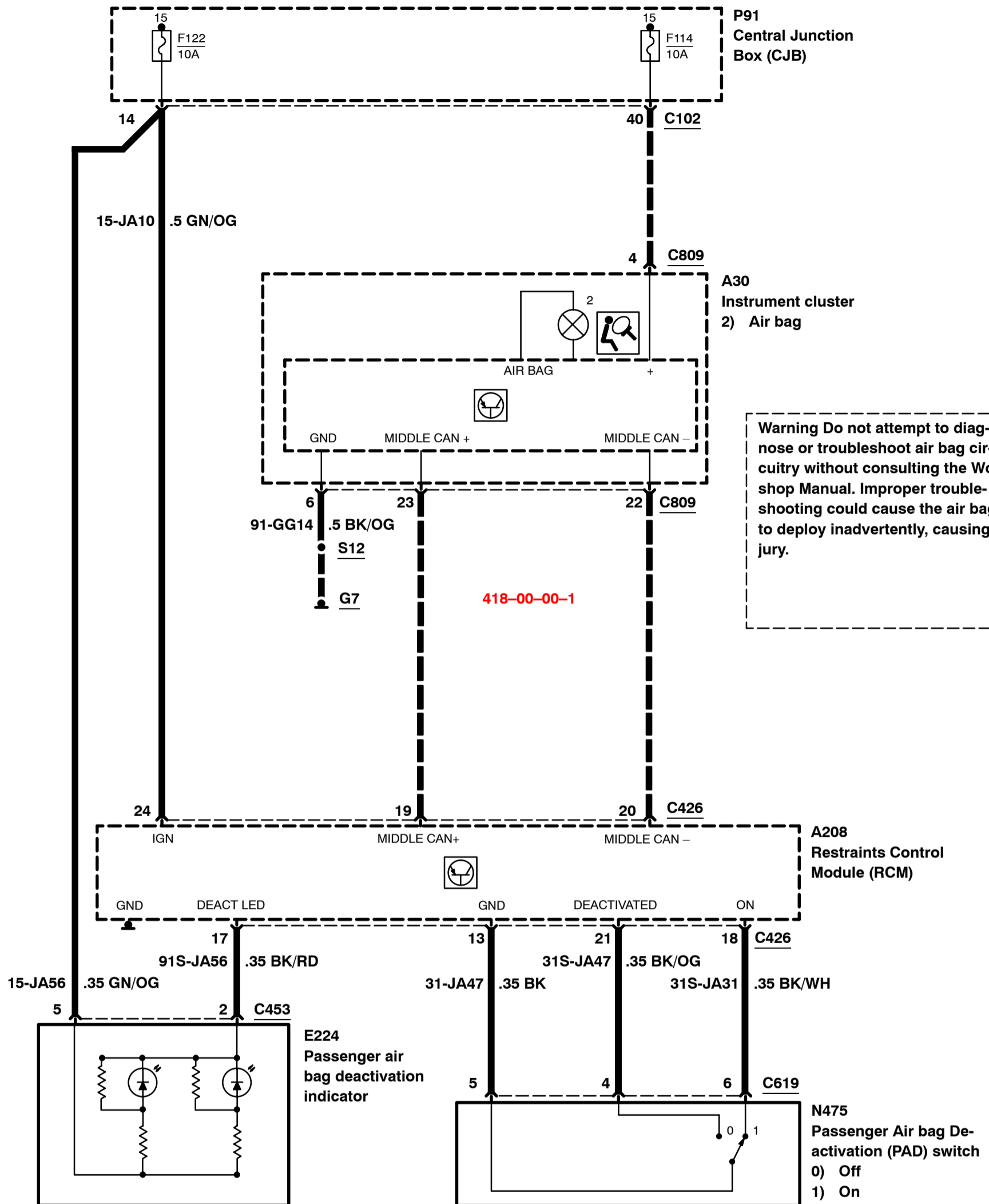


Safety Belt System – Coupé–Cabriolet



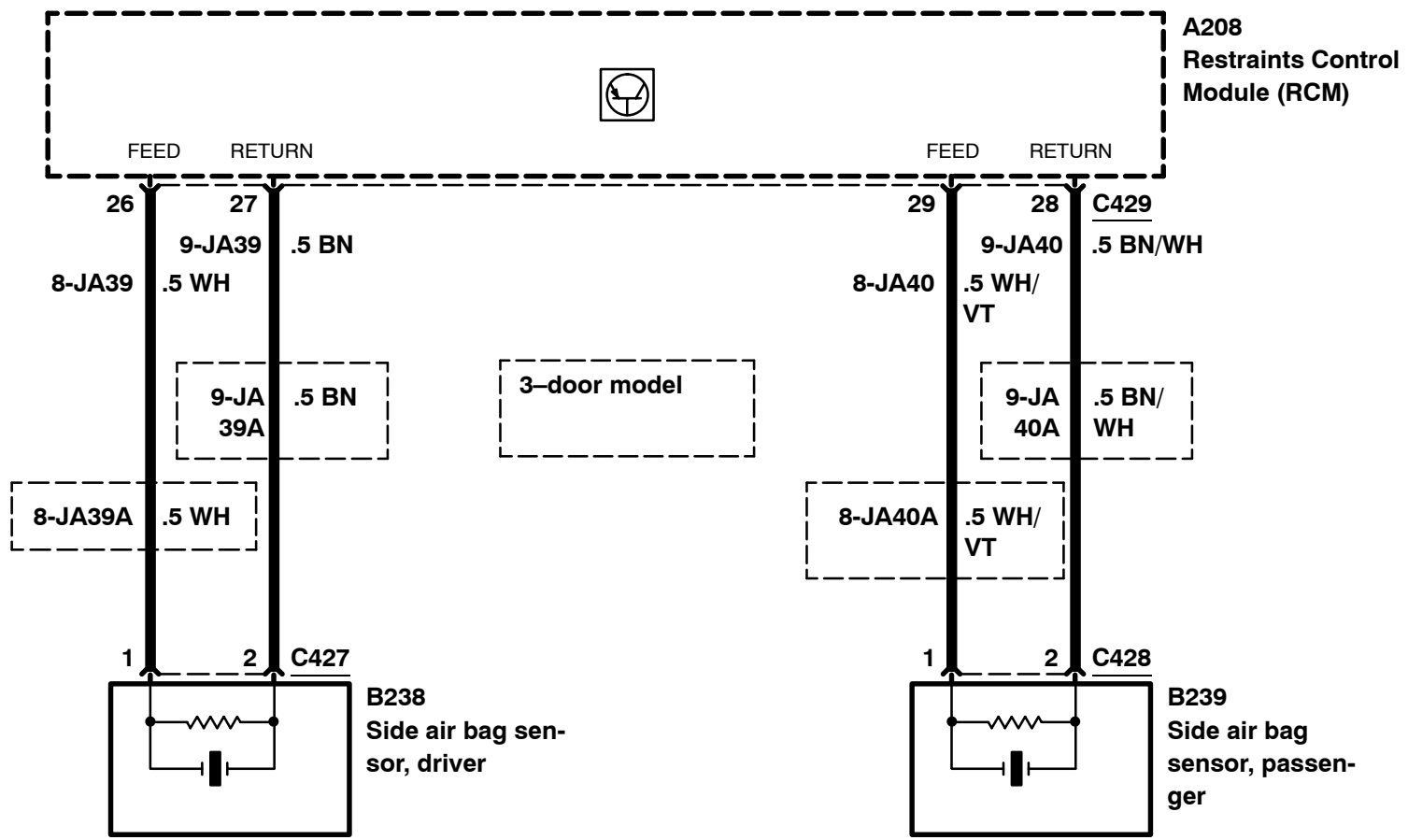
Supplemental Restraint System – except Coupé–Cabriolet

2008
501-20B-00-1
2008.75
Focus



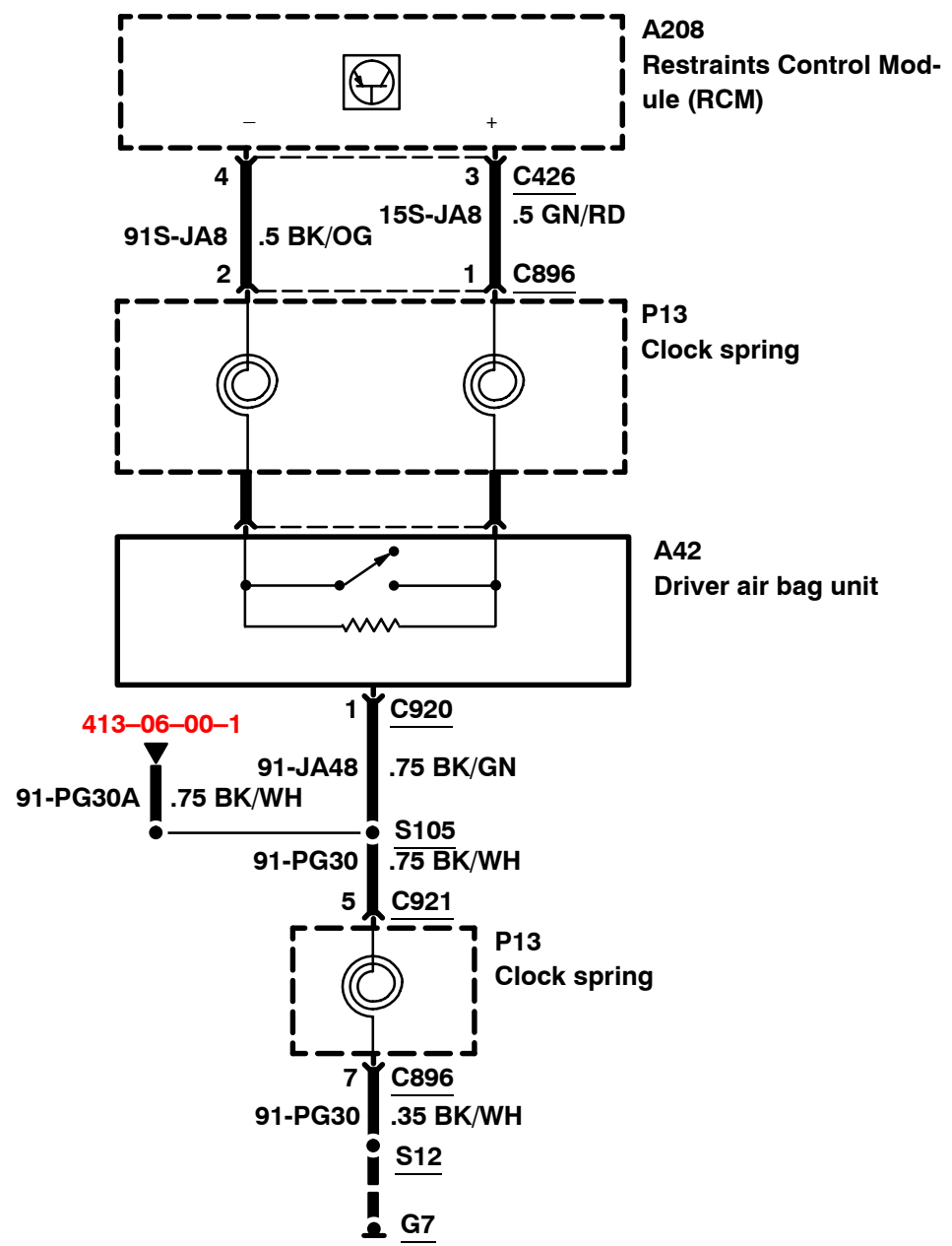
2008
501-20B-00-2
2008.75
Focus

Supplemental Restraint System – except Coupé–Cabriolet



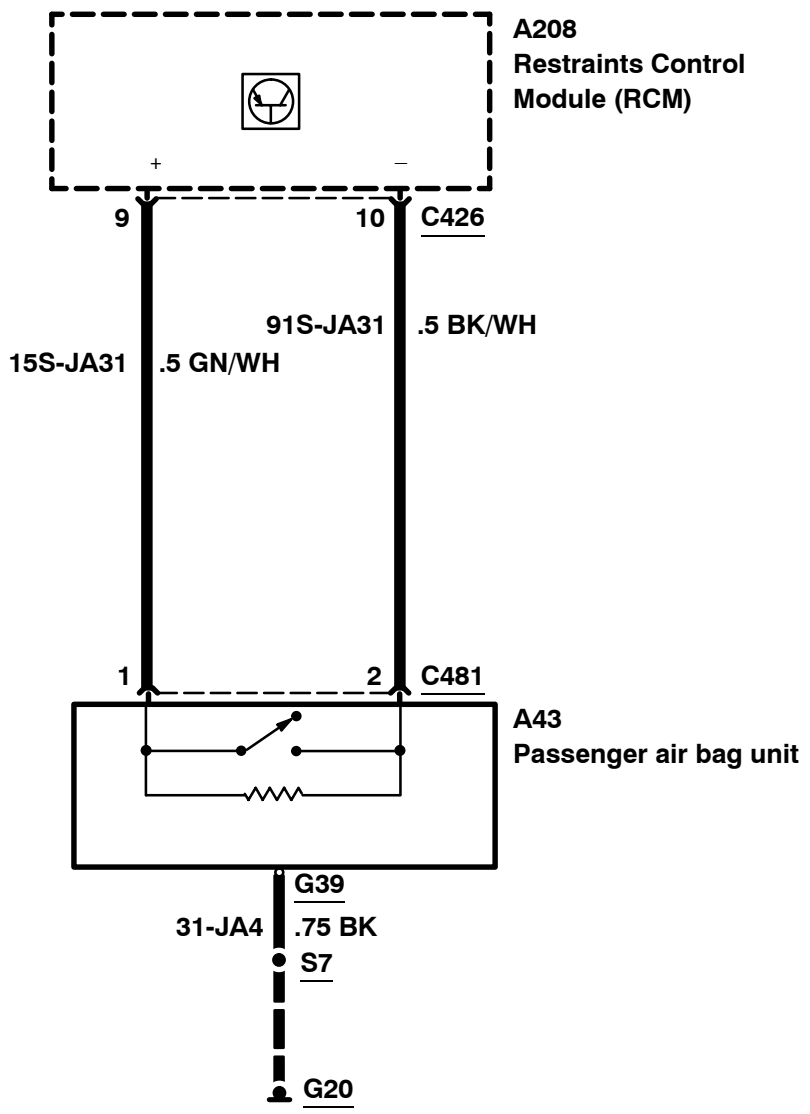
2008
501-20B-00-3
2008.75
Focus

Supplemental Restraint System – Driver air bag, except Coupé–Cabriolet

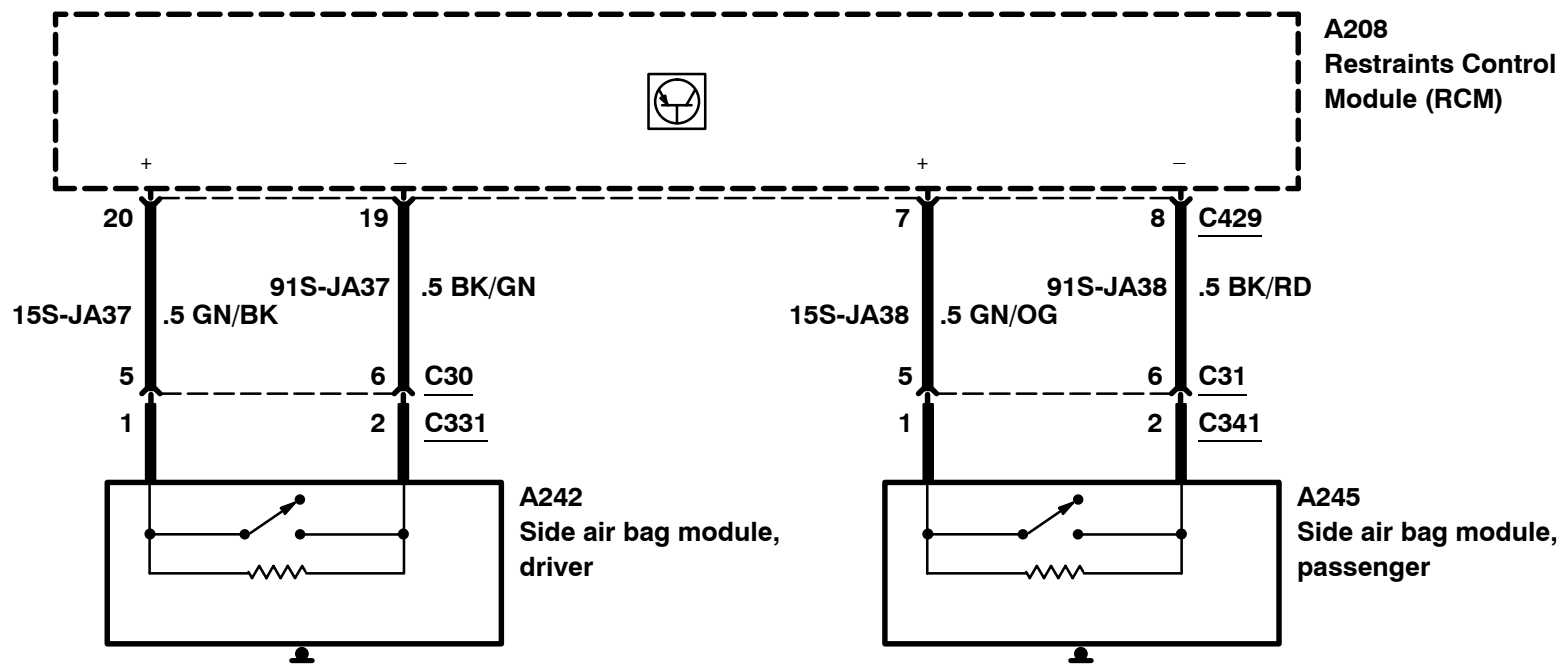


2008
501-20B-00-4
2008.75
Focus

Supplemental Restraint System – Passenger air bag, except Coupé–Cabriolet

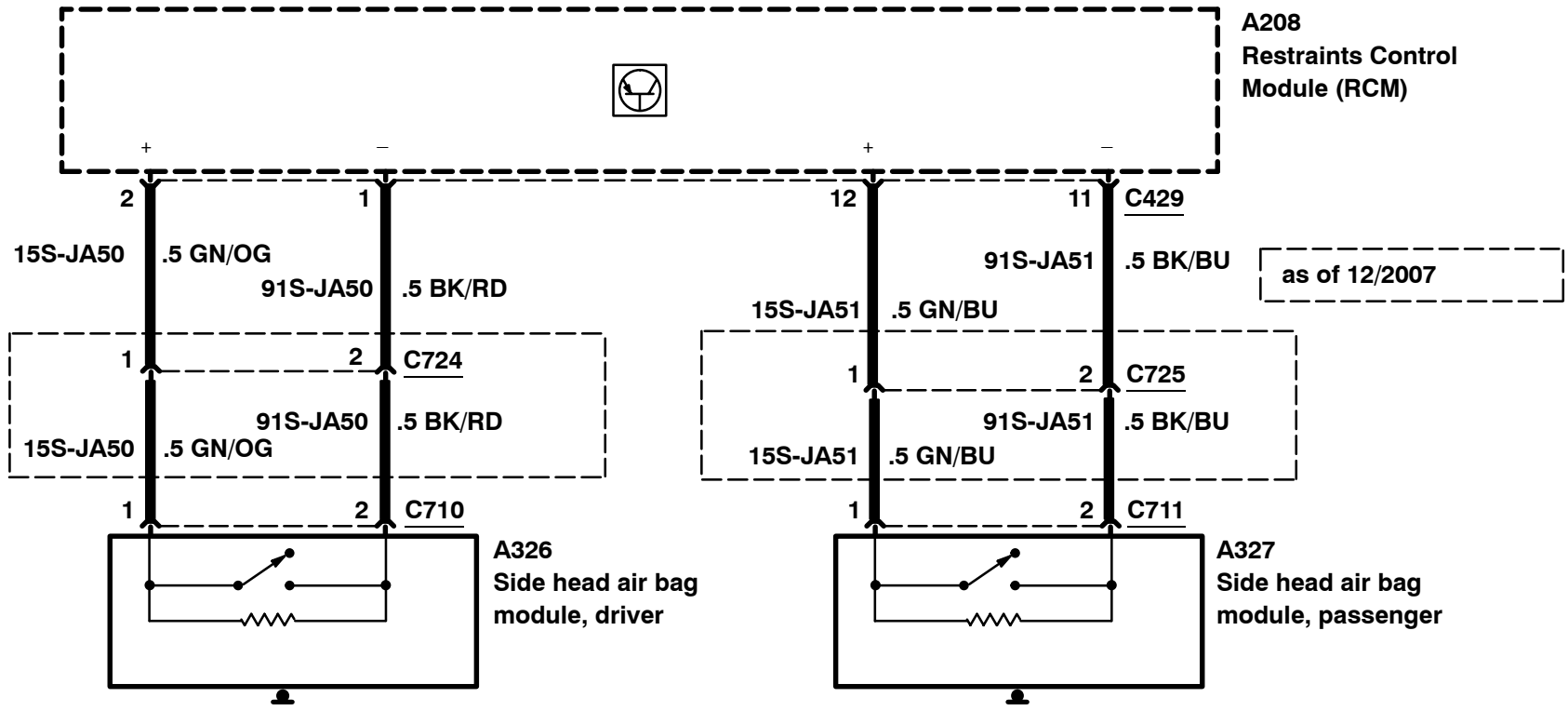


Supplemental Restraint System – with side air bags, except Coupé–Cabriolet



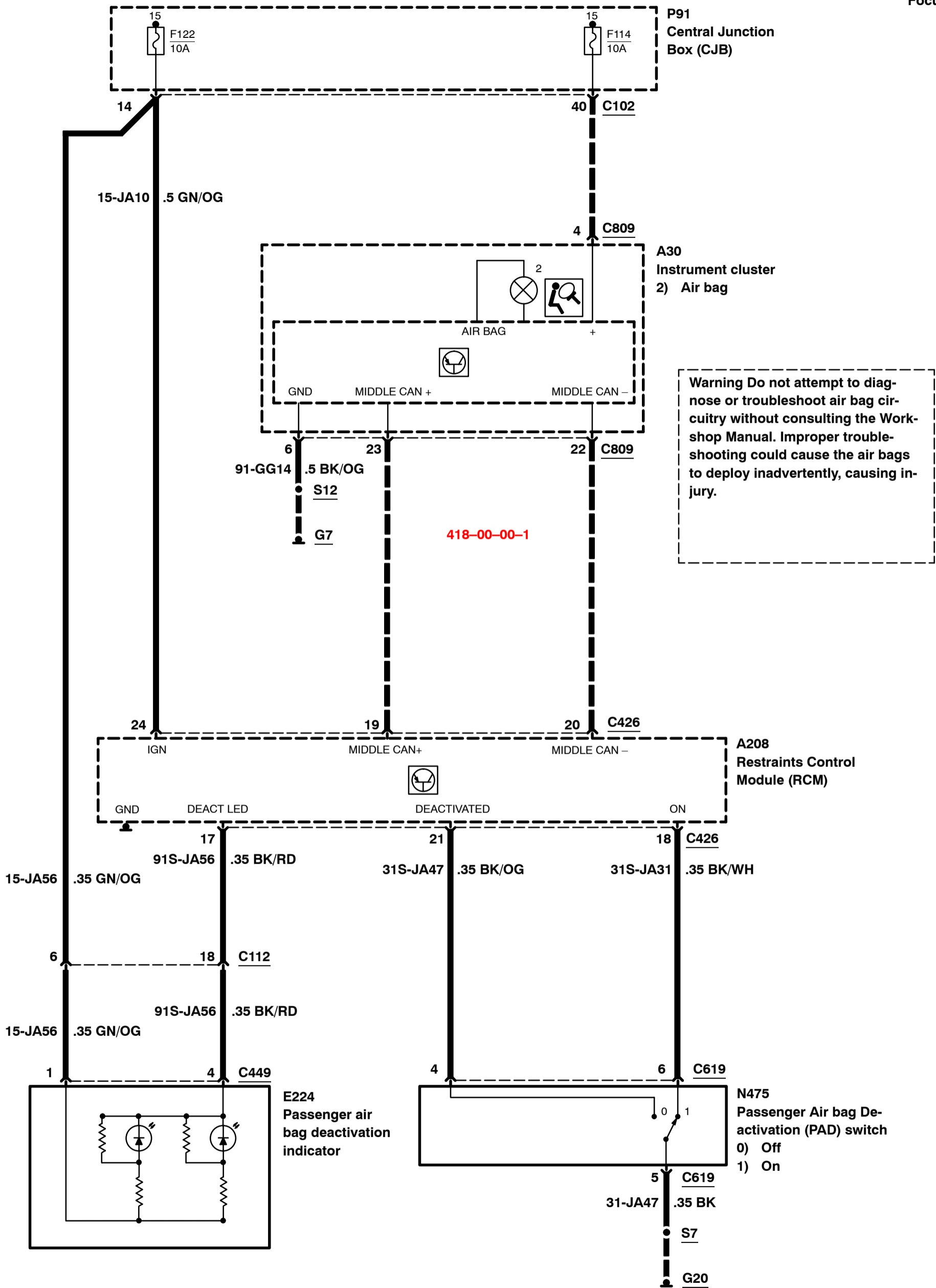
2008
501-20B-00-6
2008.75
Focus

Supplemental Restraint System – with side head air bags, except Coupé–Cabriolet

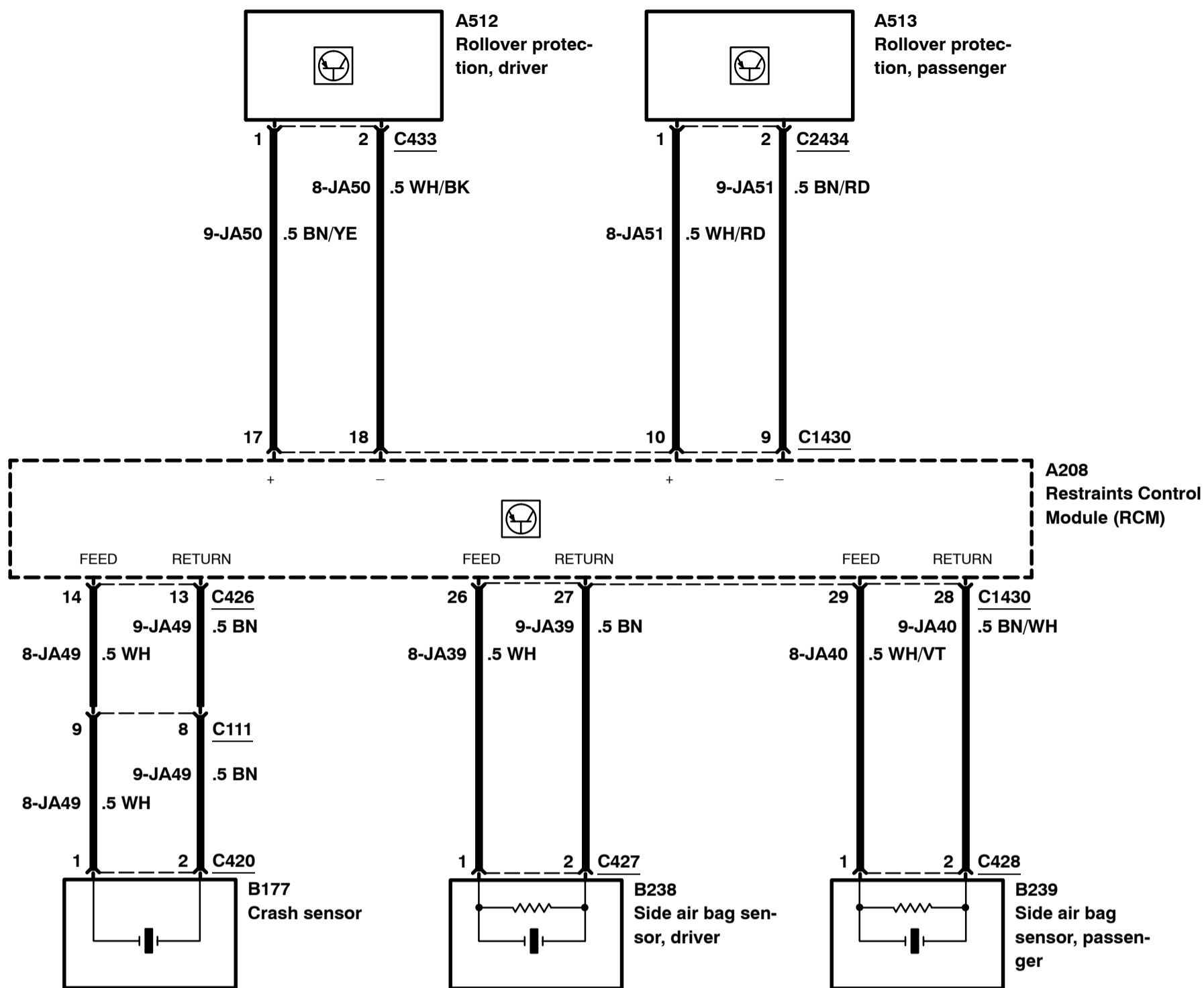


Supplemental Restraint System – Coupé–Cabriolet

2008
501-20B-00-7
2008.75
Focus

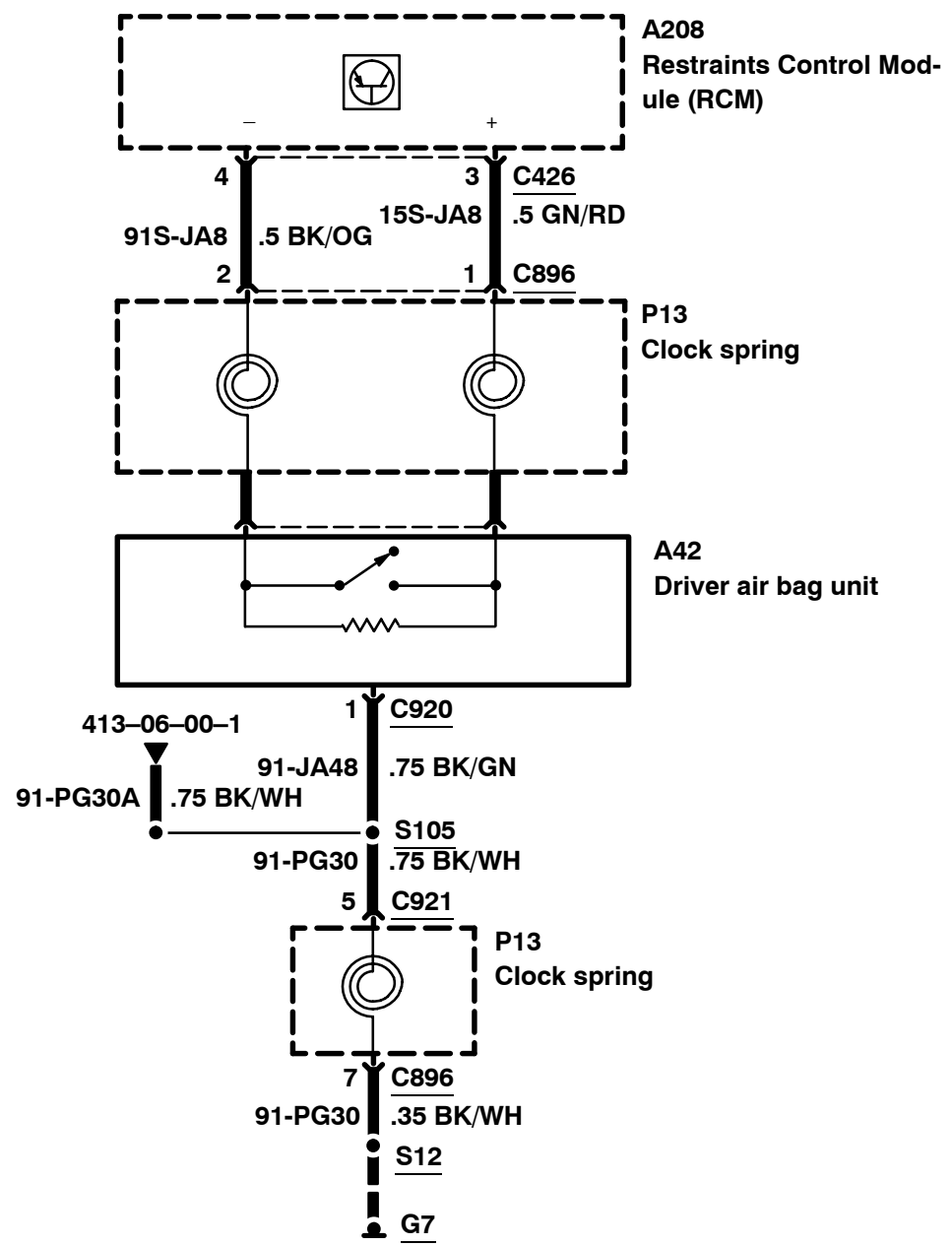


Supplemental Restraint System – Coupé–Cabriolet



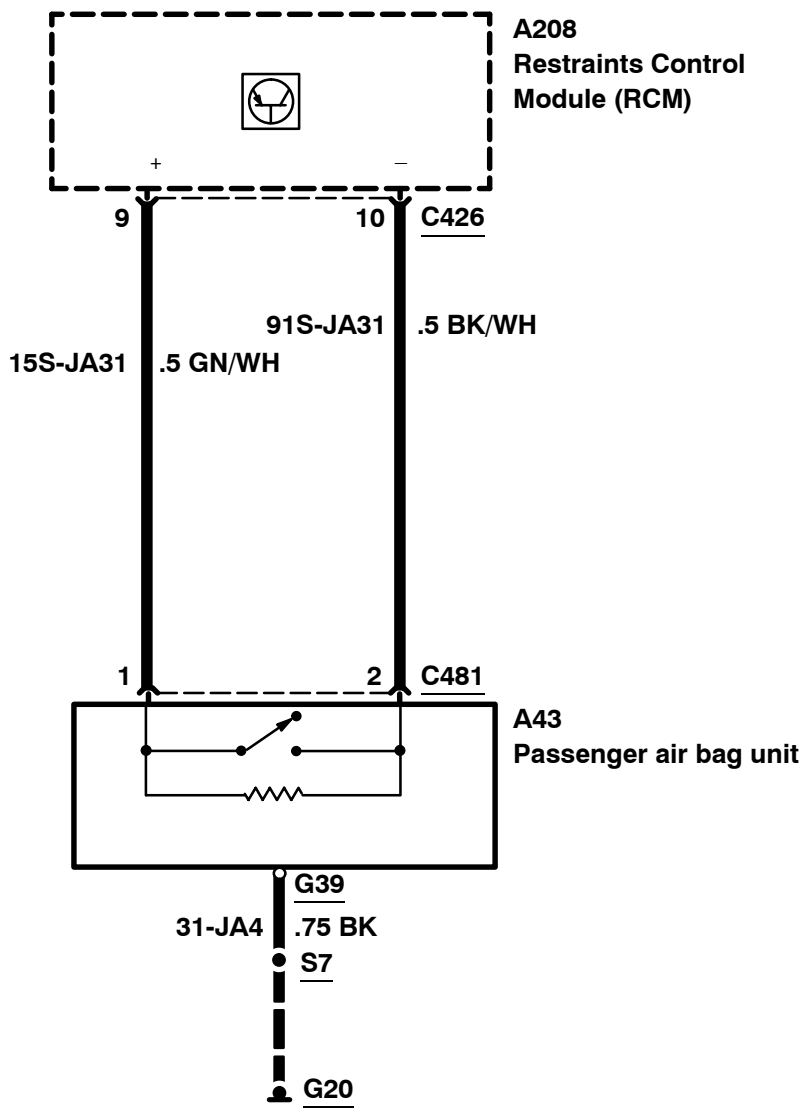
2008
501-20B-00-9
2008.75
Focus

Supplemental Restraint System – Driver air bag, Coupé–Cabriolet

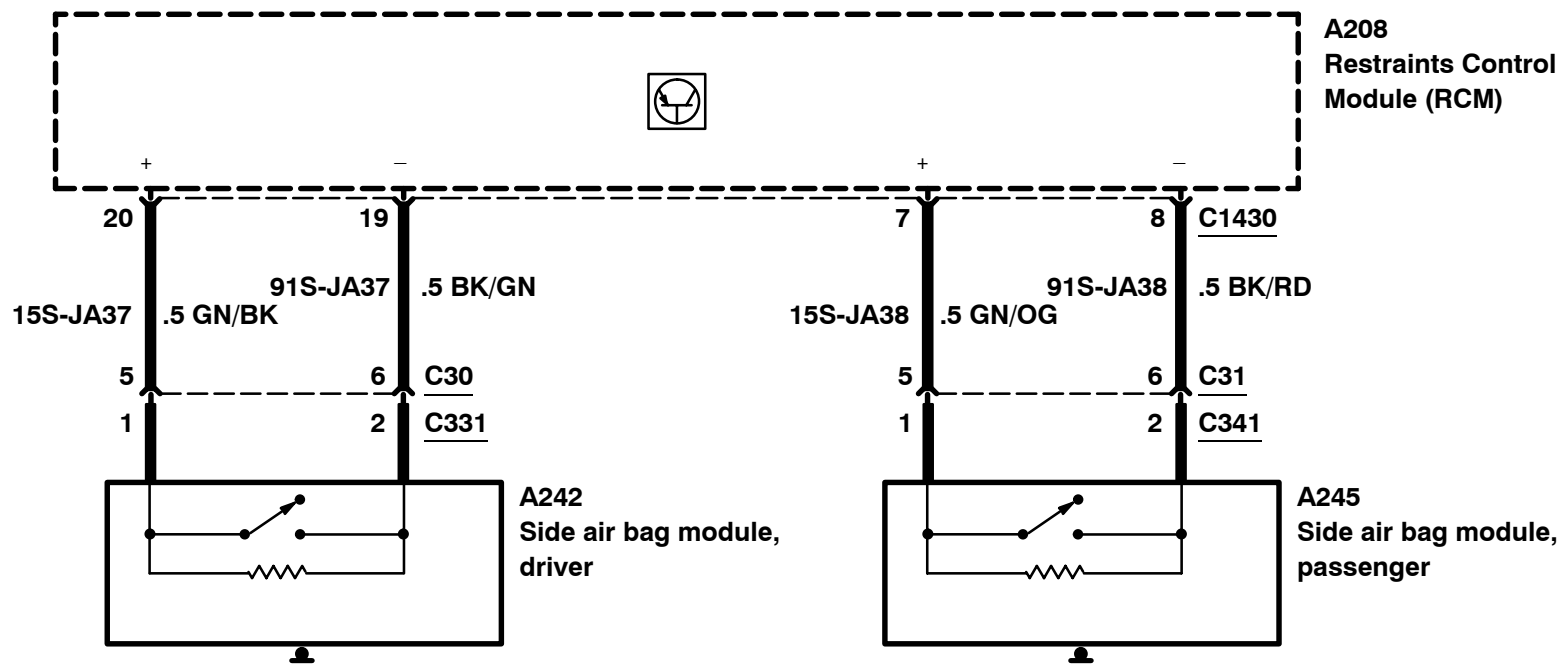


2008
501-20B-00-10
2008.75
Focus

Supplemental Restraint System – Passenger air bag, Coupé–Cabriolet



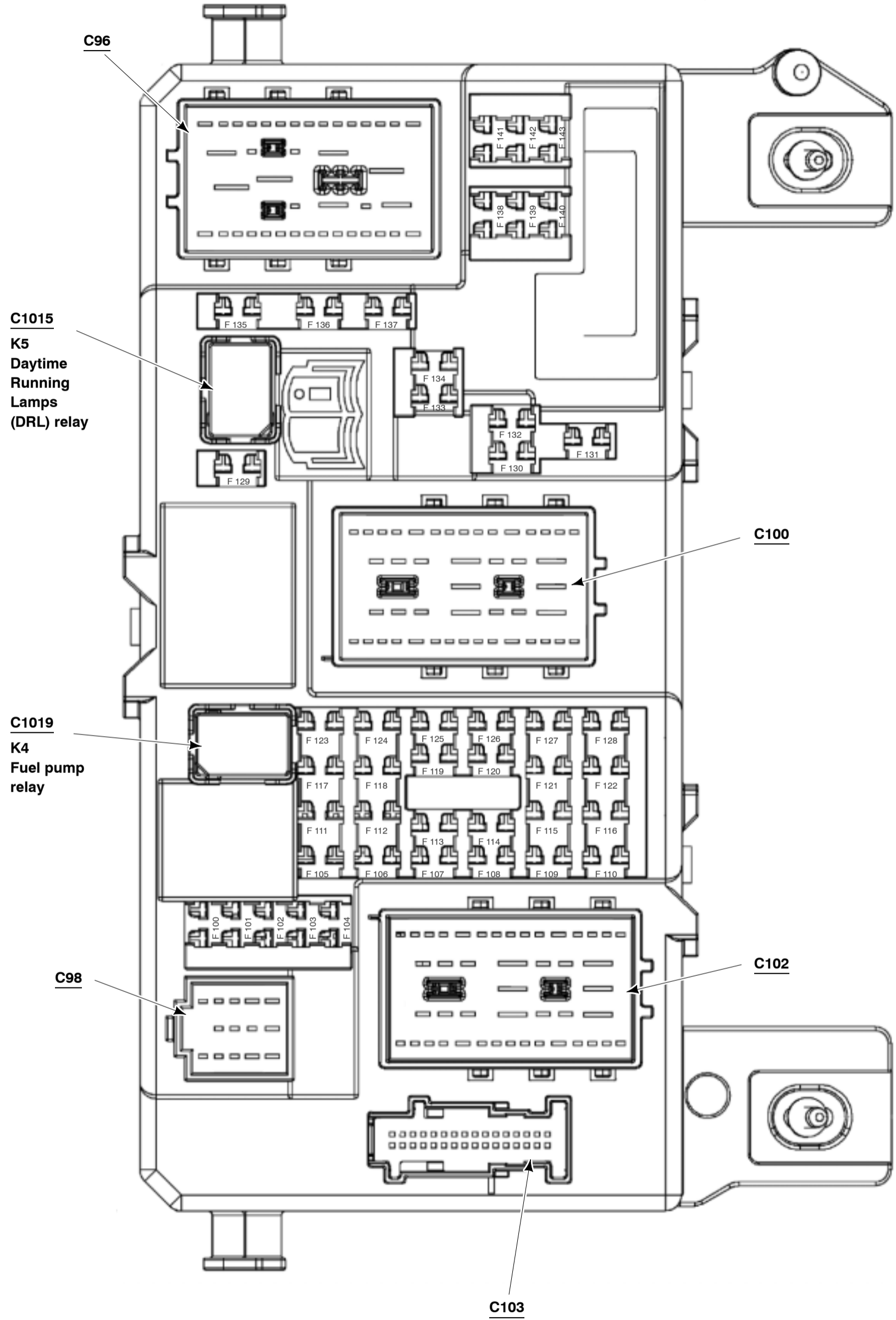
Supplemental Restraint System – with side air bags, Coupé–Cabriolet



FUSE AND RELAY

Fuse and Relay Information . Central Junction Box (CJB), front.....	700-01-00-1
Fuse and Relay Information . Central Junction Box (CJB), rear	700-01-00-2
Fuse and Relay Information . Battery Junction Box (BJB).....	700-01-00-3
Fuse and Relay Information (Central Junction Box (CJB)	700-01-00-4/9
Fuse and Relay Information (Battery Junction Box (BJB)	700-01-00-0/13
Fuse and Relay Information Auxiliary fuses.....	700-01-00-14

Fuse and Relay Information – Central Junction Box (CJB), front



C1015
K5
Daytime
Running
Lamps
(DRL) relay

C1019
K4
Fuel pump
relay

C98

C103

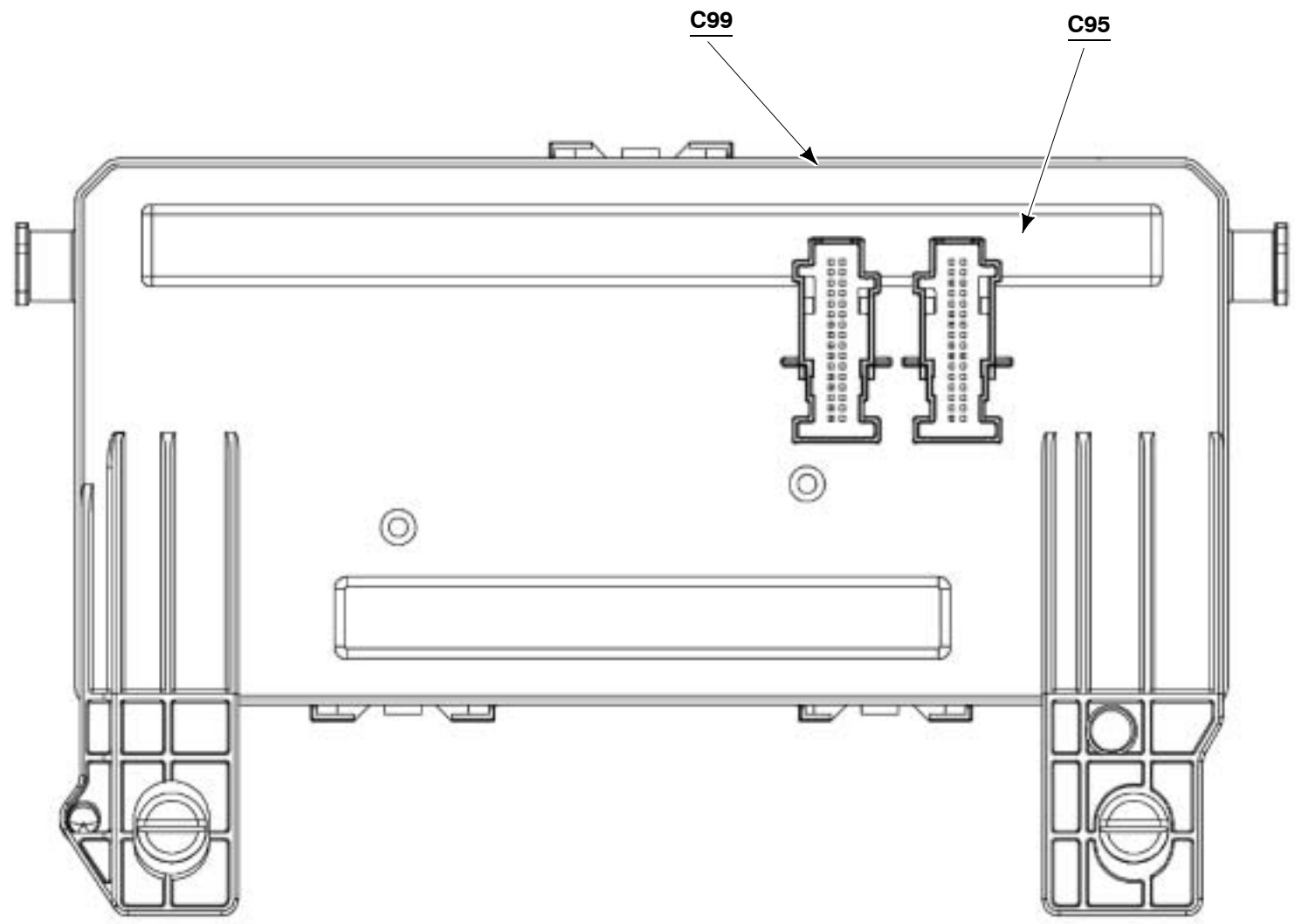
C100

C102

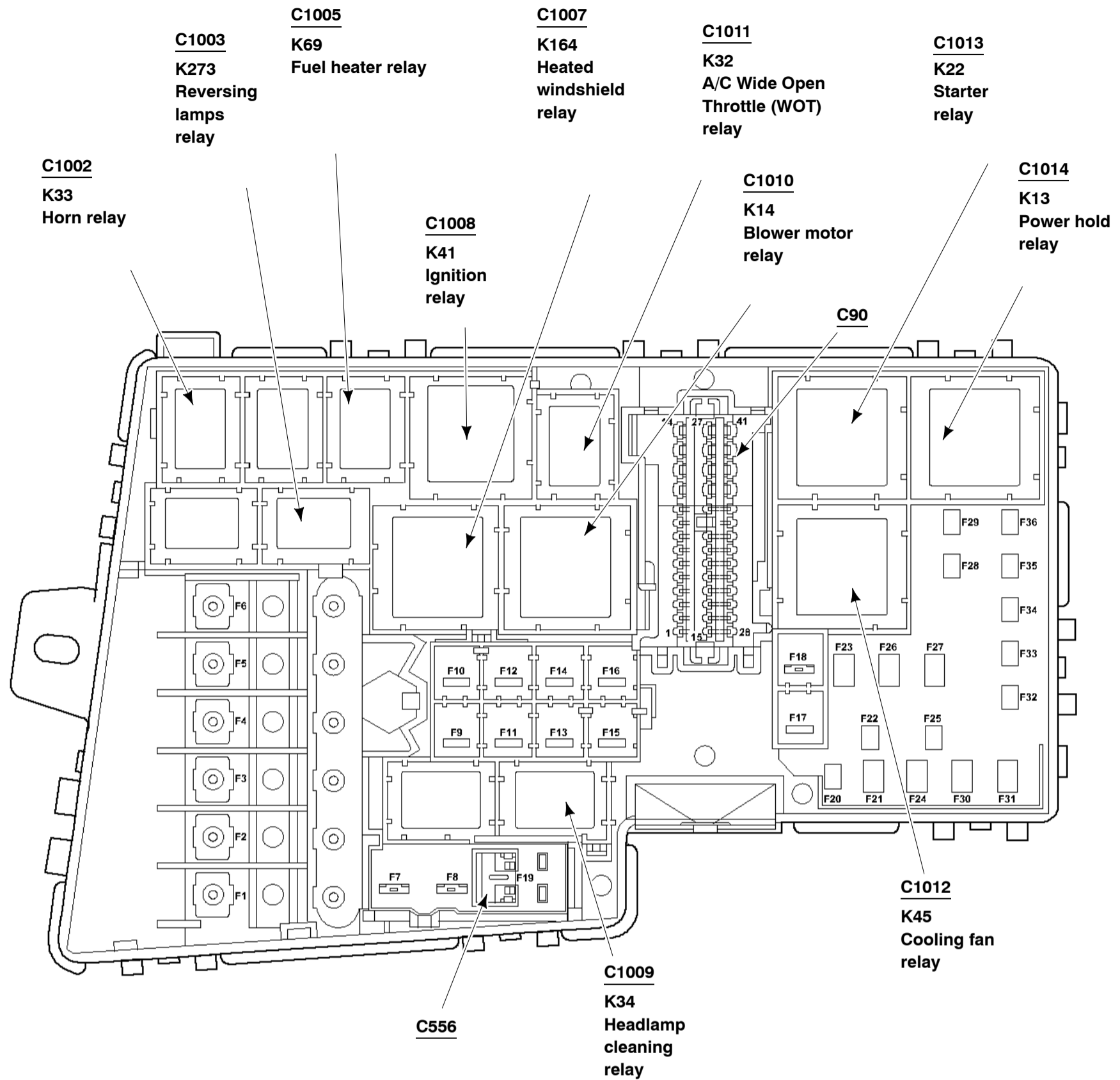
C96

2008
700-01-00-2
2008.75
Focus

Fuse and Relay Information – Central Junction Box (CJB), rear



Fuse and Relay Information – Battery Junction Box (BJB)



Fuse and Relay Information

Central Junction Box (CJB)

Group	Description	Fuse number																
		100	101	102	103	104	105	107	108	109	110	111	112	113	114	115	116	117
		10A	20A	10A	10A	10A	25A	10A	7.5A	20A	10A	15A	15A	10A	10A	7.5A	20A	7.5A
412-02B-00	Auxiliary Heating	●		●														
412-03-00	Air Conditioning	●		●				●				●						
413-00-00	Instrument Cluster and Panel Illumination	●			●										●			
413-01-00	Instrument Cluster	●			●			●	●					●		●		
413-06-00	Horn																	
413-07-00	Clock/Timekeeping							●				●						
413-13-00	Parking Aid	●																
414-02A-00	Generator and Regulator – 1.4/1.6L Duratec–16V (Sigma)																	
414-02B-00	Generator and Regulator – 1.6L Duratec–16V Ti–VCT (Sigma)																	
414-02C-00	Generator and Regulator – 1.8/2.0L Duratec–HE (M14)																	
414-02D-00	Generator and Regulator – 1.6L Duratorq–TDCi (DV) Diesel																	
414-02E-00	Generator and Regulator – 2.0L Duratorq–TDCi (DW) Diesel																	
414-02F-00	Generator and Regulator – 1.8L Duratorq–TDCi (Kent) Diesel																	
414-02G-00	Generator and Regulator – 2.5L Duratec–ST (VI5)																	
415-01-00	Audio Unit							●				●						
415-03-00	Speakers																	
417-01-00	Exterior Lighting	●			●					●			●	●	●	●	●	
417-02-00	Interior Lighting				●													
417-04-00	Daytime Running Lamps				●					●			●	●	●		●	
418-00-00	Module Communications Network							●										
419-01A-00	Anti–Theft – Active																	
419-01B-00	Anti–Theft – Passive							●	●						●			
419-07A-00	Navigation System RNS 1 – with DVD navigation system with touch screen							●				●						
419-07B-00	Navigation System – with Travel Pilot EX							●				●						
419-08-00	Cellular Phone											●						
419-10-00	Multifunction Electronic Control Modules										●			●				
501-09-00	Rear View Mirrors				●													
501-10-00	Seating	●	●	●														
501-11-00	Glass, Frames and Mechanisms	●				●												
501-12-00	Instrument Panel and Console	●							●									
501-14-00	Handles, Locks, Latches and Entry Systems			●														
501-16-00	Wipers and Washers	●													●			
501-17-00	Roof Opening Panel	●	●															
501-18-00	Convertible Top		●															
501-20A-00	Safety Belt System																	
501-20B-00	Supplemental Restraint System														●			

Fuse and Relay Information

Battery Junction Box (BJB)

Group	Description	Fuse number																
		1	2	3	4	5	6	7	8	9	10	11	12	13	14	15	16	17
		50A	80A	60A	60A	80A	60A	30A	20A	20A	30A	20A	40A	20A	40A	30A	40A	30A
206-06-00	Hydraulic Brake Actuation			●														
206-09A-00	Anti-Lock Control						●	●										
206-09C-00	Anti-Lock Control – Stability Assist						●	●										
211-02-00	Power Steering		●															
303-03A-00	Engine Cooling – 1.4/1.6L Duratec-16V (Sigma)	●														●		
303-03B-00	Engine Cooling – 1.6L Duratec-16V Ti-VCT (Sigma)	●														●		
303-03C-00	Engine Cooling – 1.8/2.0L Duratec-HE (MI4)	●																
303-03D-00	Engine Cooling – 1.6L Duratorq-TDCi (DV) Diesel	●																
303-03E-00	Engine Cooling – 2.0L Duratorq-TDCi (DW) Diesel	●																
303-03F-00	Engine Cooling – 1.8L Duratorq-TDCi (Kent) Diesel	●																
303-03G-00	Engine Cooling – 2.5L Duratec-ST (VI5)	●																
303-04A-00	Fuel Charging and Controls – 1.4/1.6L Duratec-16V (Sigma)																	
303-04B-00	Fuel Charging and Controls – 1.6L Duratec-16V Ti-VCT (Sigma)																	
303-04C-00	Fuel Charging and Controls – 1.8/2.0L Duratec-HE (MI4)																	
303-04D-00	Fuel Charging and Controls – 1.6L Duratorq-TDCi (DV) Diesel																	
303-04E-00	Fuel Charging and Controls – 2.0L Duratorq-TDCi (DW) Diesel																	
303-04F-00	Fuel Charging and Controls – 1.8L Duratorq-TDCi (Kent) Diesel																	
303-04G-00	Fuel Charging and Controls – 2.5L Duratec-ST (VI5)																	
303-06A-00	Starting System – 1.4/1.6L Duratec-16V (Sigma)			●							●		●					
303-06B-00	Starting System – 1.6L Duratec-16V Ti-VCT (Sigma)			●							●		●					
303-06C-00	Starting System – 1.8/2.0L Duratec-HE (MI4)			●							●		●					
303-06D-00	Starting System – 1.6L Duratorq-TDCi (DV) Diesel			●							●		●					
303-06E-00	Starting System – 2.0L Duratorq-TDCi (DW) Diesel			●							●		●					
303-06F-00	Starting System – 1.8L Duratorq-TDCi (Kent) Diesel			●							●		●					
303-06G-00	Starting System – 2.5L Duratec-ST (VI5)			●							●		●					
303-07A-00	Engine Ignition – 1.4/1.6L Duratec-16V (Sigma)																	
303-07B-00	Engine Ignition – 1.6L Duratec-16V Ti-VCT (Sigma)																	
303-07C-00	Glow Plug System – 1.8/2.0L Duratec-HE (MI4)																	
303-07D-00	Glow Plug System – 1.6L Duratorq-TDCi (DV) Diesel					●												
303-07E-00	Glow Plug System – 2.0L Duratorq-TDCi (DW) Diesel					●												
303-07F-00	Engine Ignition – 1.8L Duratorq-TDCi (Kent) Diesel					●												
303-07G-00	Engine Ignition – 2.5L Duratec-ST (VI5)																	
303-14A-00	Electronic Engine Controls – 1.4/1.6L Duratec-16V (Sigma)									●		●						
303-14B-00	Electronic Engine Controls – 1.6L Duratec-16V Ti-VCT (Sigma)									●		●						
303-14C-00	Electronic Engine Controls – 1.8/2.0L Duratec-HE (MI4)									●		●						
303-14D-00	Electronic Engine Controls – 1.6L Duratorq-TDCi (DV) Diesel									●		●						
303-14E-00	Electronic Engine Controls – 2.0L Duratorq-TDCi (DW) Diesel									●		●						
303-14F-00	Electronic Engine Controls – 1.8L Duratorq-TDCi (Kent) Diesel									●		●						
303-14G-00	Electronic Engine Controls – 2.5L Duratec-ST (VI5)									●		●						
307-01A-00	Automatic Transmission										●							
308-00-00	Manual Transmission										●							
310-03-00	Speed Control										●							
412-02A-00	Heating and Ventilation									●		●						

Fuse and Relay Information

Auxiliary fuses

Group	Description	Fuse number	
		1000	150A
206-06-00	Hydraulic Brake Actuation		
206-09A-00	Anti-Lock Control		
206-09C-00	Anti-Lock Control – Stability Assist		
211-02-00	Power Steering		
303-03A-00	Engine Cooling – 1.4/1.6L Duratec–16V (Sigma)		
303-03B-00	Engine Cooling – 1.6L Duratec–16V Ti–VCT (Sigma)		
303-03C-00	Engine Cooling – 1.8/2.0L Duratec–HE (MI4)		
303-03D-00	Engine Cooling – 1.6L Duratorq–TDCi (DV) Diesel		
303-03E-00	Engine Cooling – 2.0L Duratorq–TDCi (DW) Diesel		
303-03F-00	Engine Cooling – 1.8L Duratorq–TDCi (Kent) Diesel		
303-03G-00	Engine Cooling – 2.5L Duratec–ST (VI5)		
303-04A-00	Fuel Charging and Controls – 1.4/1.6L Duratec–16V (Sigma)		
303-04B-00	Fuel Charging and Controls – 1.6L Duratec–16V Ti–VCT (Sigma)		
303-04C-00	Fuel Charging and Controls – 1.8/2.0L Duratec–HE (MI4)		
303-04D-00	Fuel Charging and Controls – 1.6L Duratorq–TDCi (DV) Diesel		
303-04E-00	Fuel Charging and Controls – 2.0L Duratorq–TDCi (DW) Diesel		
303-04F-00	Fuel Charging and Controls – 1.8L Duratorq–TDCi (Kent) Diesel		
303-04G-00	Fuel Charging and Controls – 2.5L Duratec–ST (VI5)		
303-06A-00	Starting System – 1.4/1.6L Duratec–16V (Sigma)	●	
303-06B-00	Starting System – 1.6L Duratec–16V Ti–VCT (Sigma)	●	
303-06C-00	Starting System – 1.8/2.0L Duratec–HE (MI4)	●	
303-06D-00	Starting System – 1.6L Duratorq–TDCi (DV) Diesel	●	
303-06E-00	Starting System – 2.0L Duratorq–TDCi (DW) Diesel	●	
303-06F-00	Starting System – 1.8L Duratorq–TDCi (Kent) Diesel	●	
303-06G-00	Starting System – 2.5L Duratec–ST (VI5)	●	
303-07A-00	Engine Ignition – 1.4/1.6L Duratec–16V (Sigma)		
303-07B-00	Engine Ignition – 1.6L Duratec–16V Ti–VCT (Sigma)		
303-07C-00	Glow Plug System – 1.8/2.0L Duratec–HE (MI4)		
303-07D-00	Glow Plug System – 1.6L Duratorq–TDCi (DV) Diesel		
303-07E-00	Glow Plug System – 2.0L Duratorq–TDCi (DW) Diesel		
303-07F-00	Engine Ignition – 1.8L Duratorq–TDCi (Kent) Diesel		
303-07G-00	Engine Ignition – 2.5L Duratec–ST (VI5)		
303-14A-00	Electronic Engine Controls – 1.4/1.6L Duratec–16V (Sigma)		
303-14B-00	Electronic Engine Controls – 1.6L Duratec–16V Ti–VCT (Sigma)		
303-14C-00	Electronic Engine Controls – 1.8/2.0L Duratec–HE (MI4)		
303-14D-00	Electronic Engine Controls – 1.6L Duratorq–TDCi (DV) Diesel		
303-14E-00	Electronic Engine Controls – 2.0L Duratorq–TDCi (DW) Diesel		
303-14F-00	Electronic Engine Controls – 1.8L Duratorq–TDCi (Kent) Diesel		
303-14G-00	Electronic Engine Controls – 2.5L Duratec–ST (VI5)		
307-01A-00	Automatic Transmission		
308-00-00	Manual Transmission		
310-03-00	Speed Control		
412-02A-00	Heating and Ventilation		
		1000	
		150A	

Fuse and Relay Information

Auxiliary fuses

Group	Description	Fuse number	
		1000	150A
412-02B-00	Auxiliary Heating		
412-03-00	Air Conditioning		
413-00-00	Instrument Cluster and Panel Illumination		
413-01-00	Instrument Cluster		
413-06-00	Horn		
413-07-00	Clock/Timekeeping		
413-13-00	Parking Aid		
414-02A-00	Generator and Regulator – 1.4/1.6L Duratec–16V (Sigma)	●	
414-02B-00	Generator and Regulator – 1.6L Duratec–16V Ti–VCT (Sigma)	●	
414-02C-00	Generator and Regulator – 1.8/2.0L Duratec–HE (MI4)	●	
414-02D-00	Generator and Regulator – 1.6L Duratorq–TDCi (DV) Diesel	●	
414-02E-00	Generator and Regulator – 2.0L Duratorq–TDCi (DW) Diesel	●	
414-02F-00	Generator and Regulator – 1.8L Duratorq–TDCi (Kent) Diesel	●	
414-02G-00	Generator and Regulator – 2.5L Duratec–ST (VI5)	●	
415-01-00	Audio Unit		
415-03-00	Speakers		
415-07-00	Video System		
417-01-00	Exterior Lighting		
417-02-00	Interior Lighting		
417-04-00	Daytime Running Lamps		
418-00-00	Module Communications Network		
419-01A-00	Anti–Theft – Active		
419-01B-00	Anti–Theft – Passive		
419-07A-00	Navigation System – with DVD navigation system with touch screen		
419-07B-00	Navigation System – with Travel Pilot EX		
419-08-00	Cellular Phone		
419-10-00	Multifunction Electronic Control Modules		
501-09-00	Rear View Mirrors		
501-10-00	Seating		
501-11-00	Glass, Frames and Mechanisms		
501-12-00	Instrument Panel and Console		
501-14-00	Handles, Locks, Latches and Entry Systems		
501-16-00	Wipers and Washers		
501-17-00	Roof Opening Panel		
501-18-00	Convertible Top		
501-20A-00	Safety Belt System		
501-20B-00	Supplemental Restraint System		
		1000	
		150A	

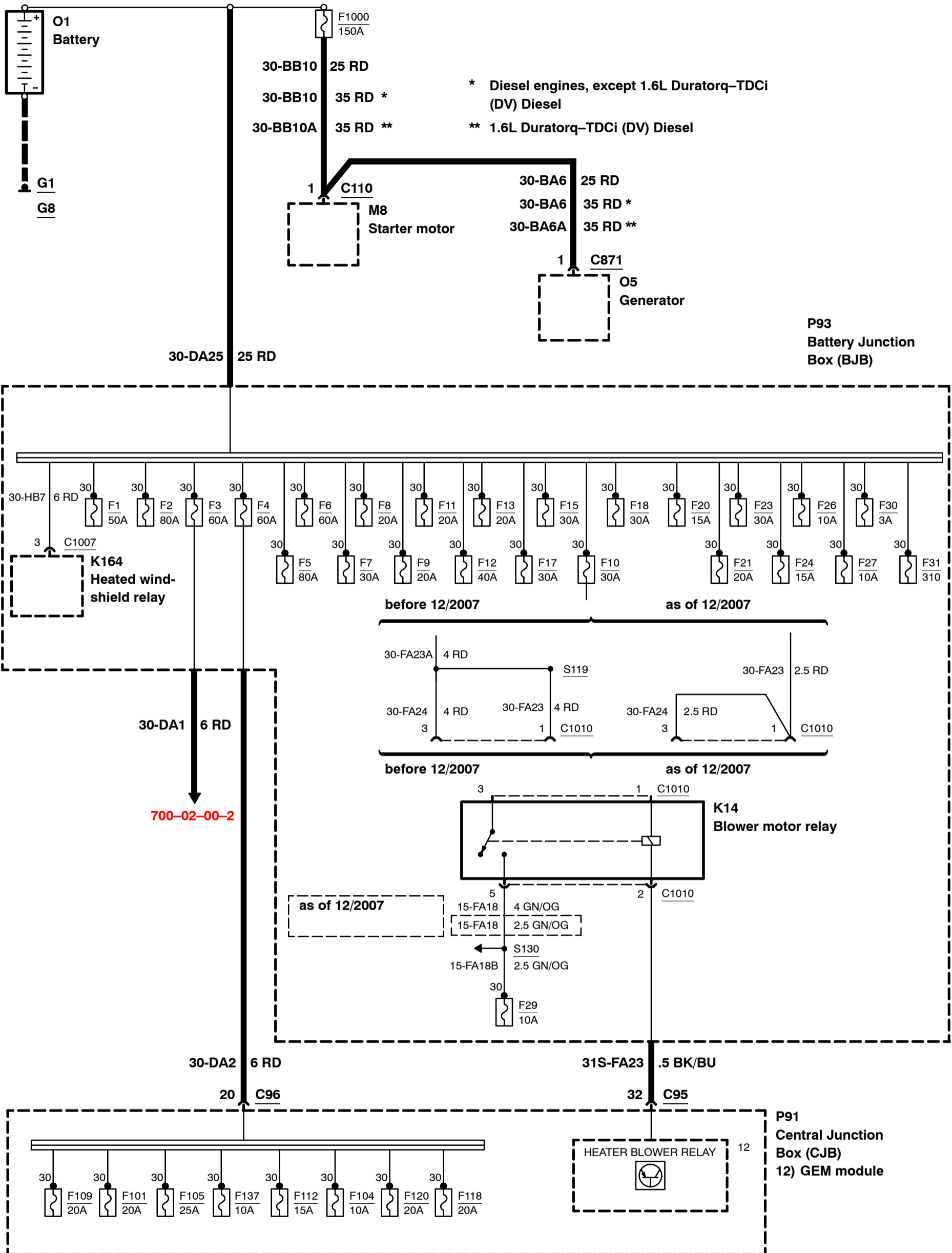
Power Distribution

PAGE 1 OF 2

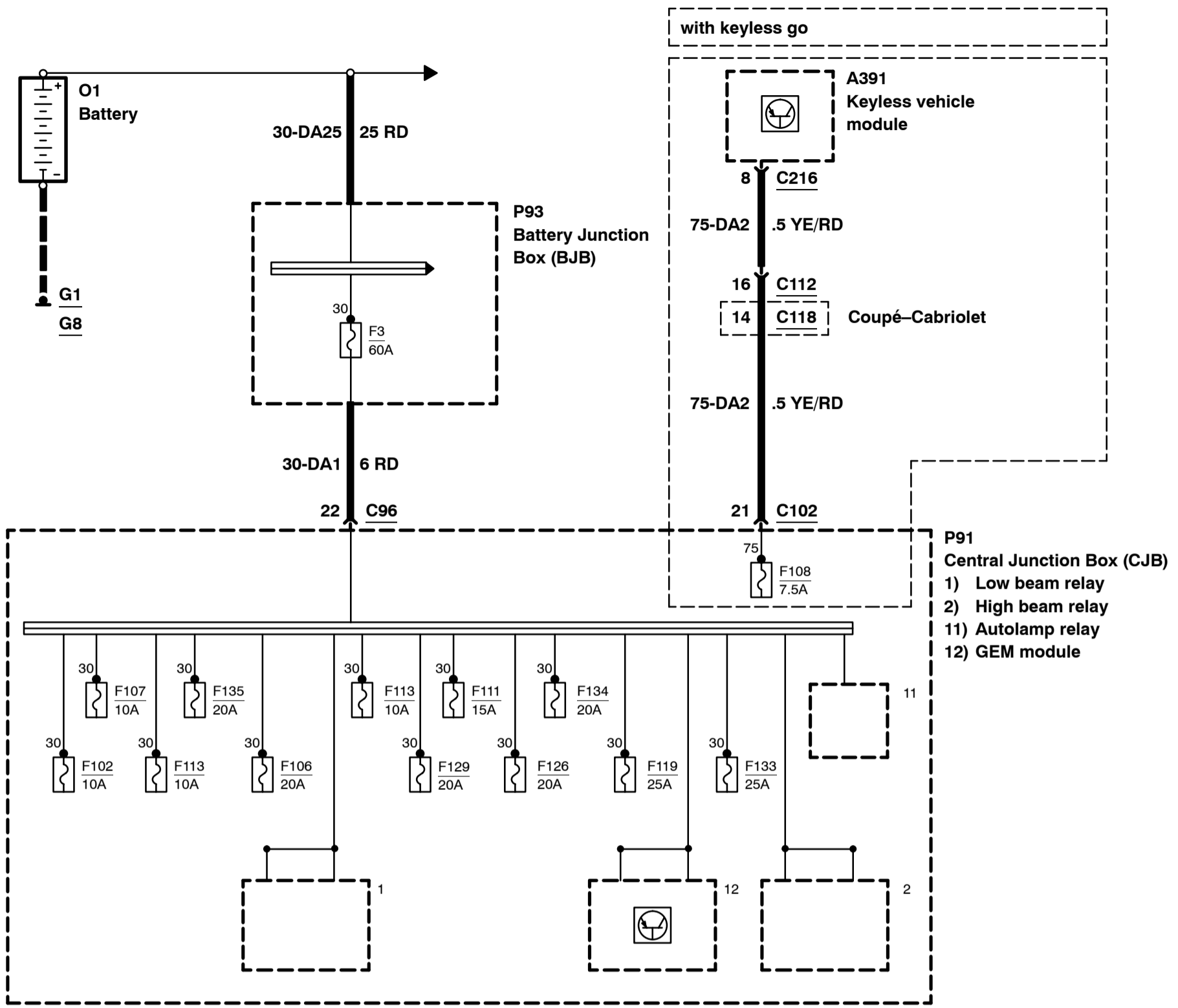
Power Distribution	700-02-00-1
Power Distribution	700-02-00-2
Power Distribution . Ignition switch, manual transmission, except manual transmission (MPS6), lower option content, 2.5L Duratec.ST (VI5)	700-02-00-3
Power Distribution . Ignition switch, except manual transmission (MPS6), manual transmission, higher option content	700-02-00-4
Power Distribution . Ignition switch, automatic transmission, manual trans-mission (MPS6), lower option content	700-02-00-5
Power Distribution . Ignition switch, automatic transmission, manual trans-mission (MPS6), higher option content	700-02-00-6
Power Distribution . with keyless go.....	700-02-00-7
Power Distribution . 1.4/1.6L Duratec. 16V (Sigma).....	700-02-00-8
Power Distribution . 1.6L Duratec.16V Ti.VCT (Sigma).....	700-02-00-9
Power Distribution . 1.8/2.0L Duratec.HE (MI4)	700-02-00-10
Power Distribution . 1.6L Duratorq. TDCi (DV) Diesel.....	700-02-00-11
Power Distribution . 1.8L Duratorq.TDCi (Kent) Diesel	700-02-00-12
Power Distribution . 2.0L Duratorq.TDCi (DW) Diesel	700-02-00-13
power Distribution . 2.5L Duratec.ST (VI5)	700-02-00-14
Power Distribution	700-02-00-15
Power Distribution . without daytime running lamps	700-02-00-16
Power Distribution . with daytime running lamps	700-02-00-17

Power Distribution . without daytime running lamps, without autolamps	700-02-00-18
Power Distribution . with daytime running lamps	700-02-00-19
Power Distribution . with autolamps	700-02-00-20

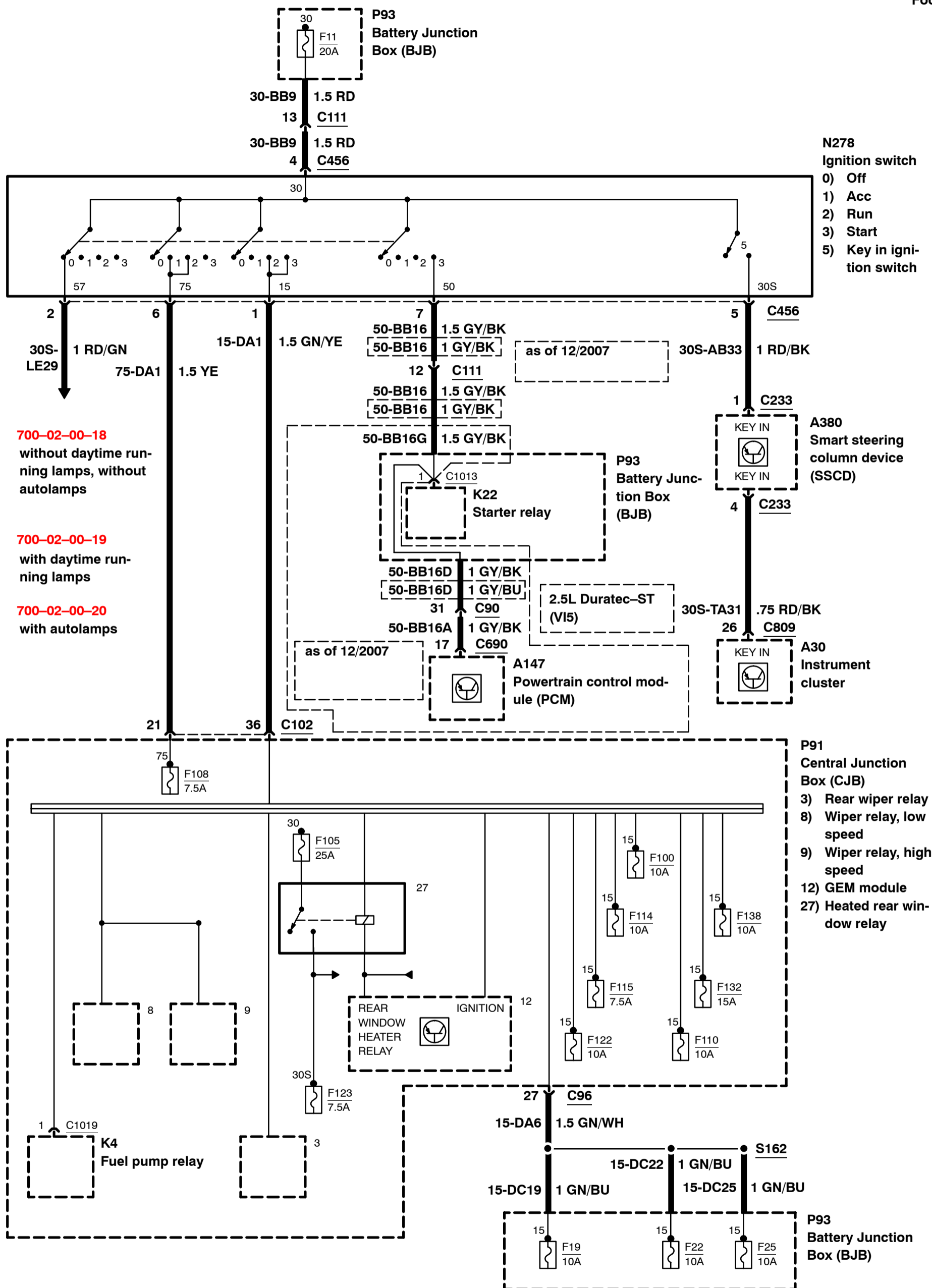
Power Distribution



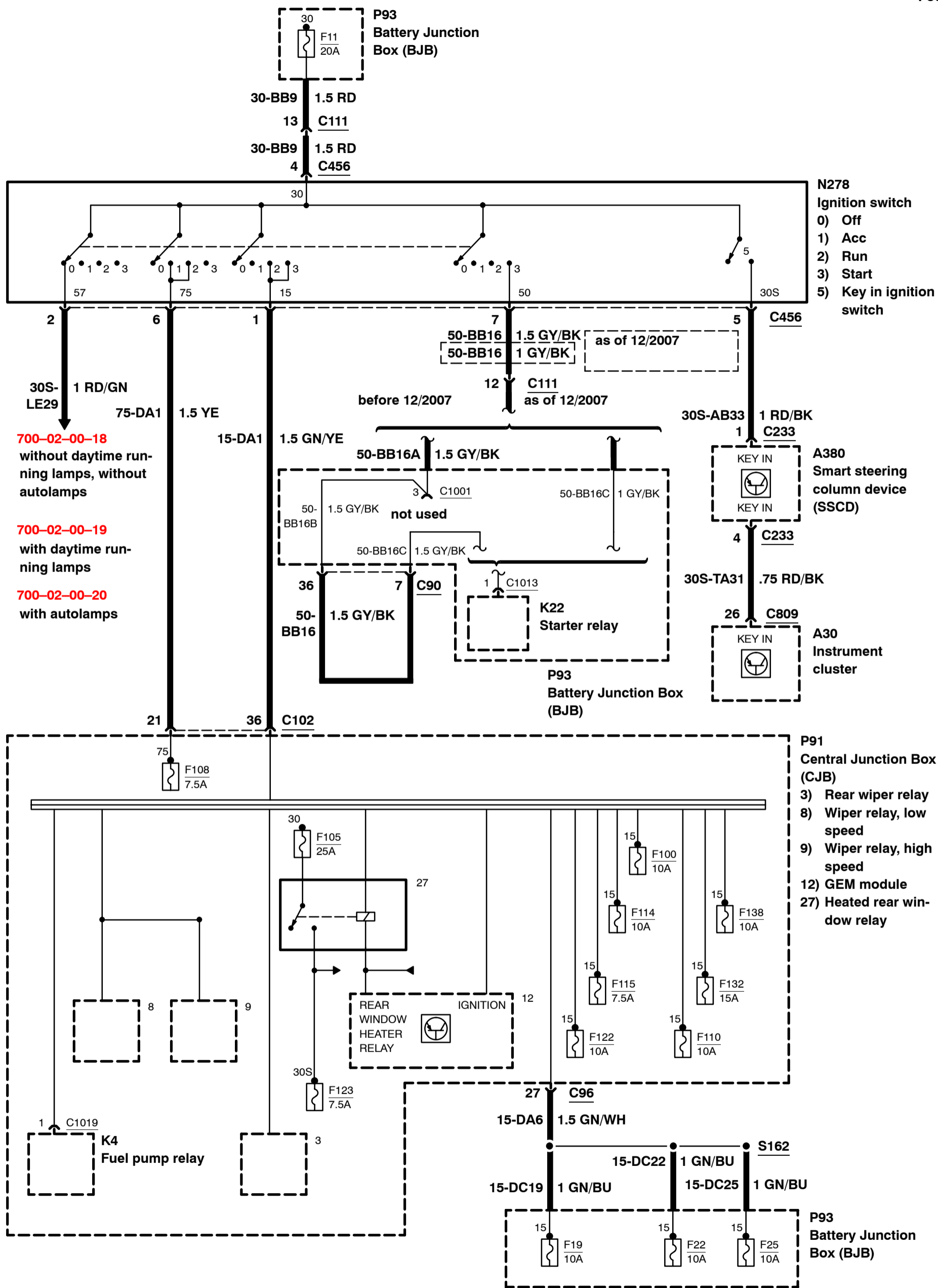
Power Distribution



Power Distribution – Ignition switch, manual transmission, except manual transmission (MPS6), lower option content, 2.5L Duratec–ST (V15)



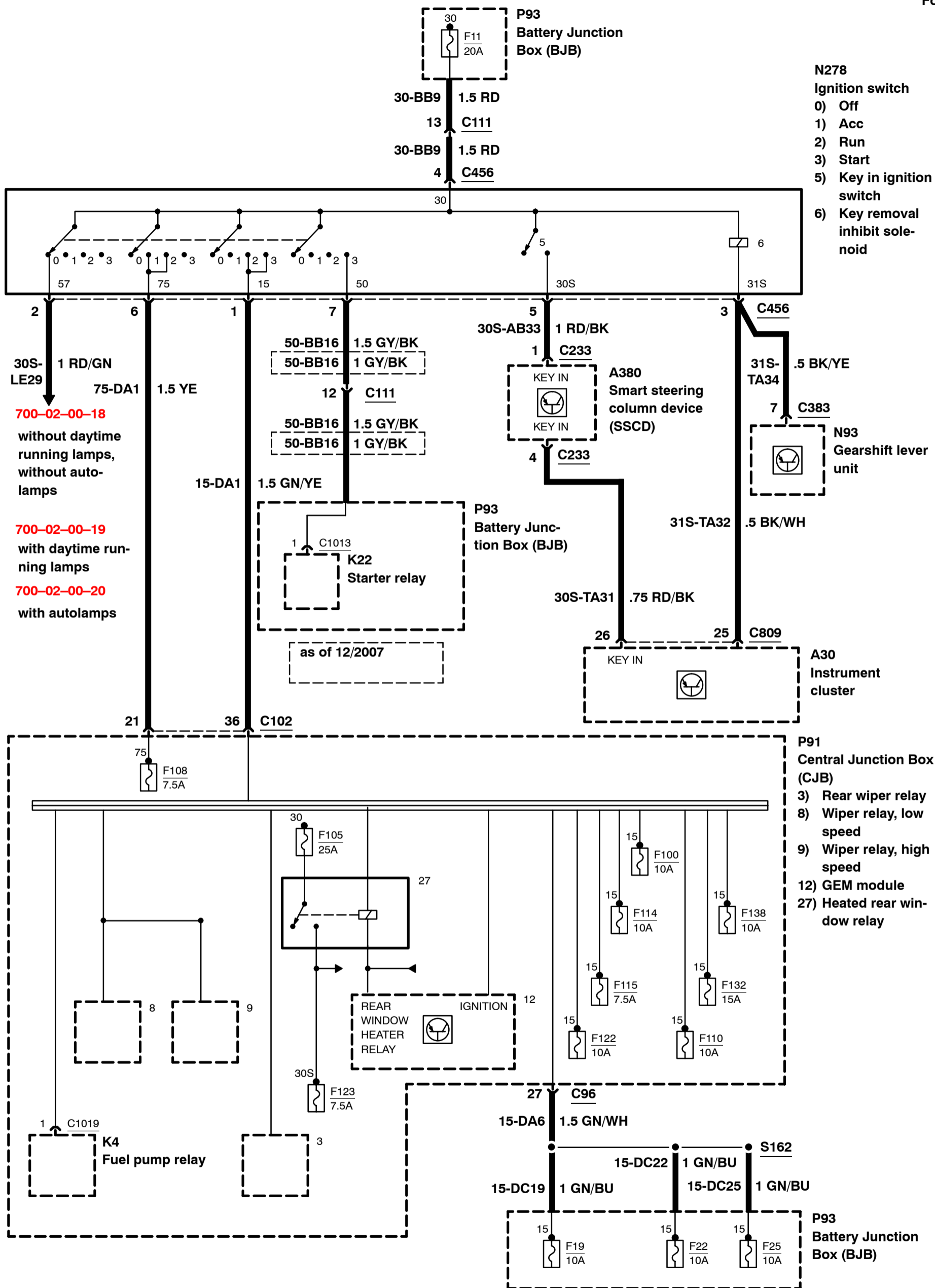
Power Distribution – Ignition switch, except manual transmission (MPS6), manual transmission, higher option content



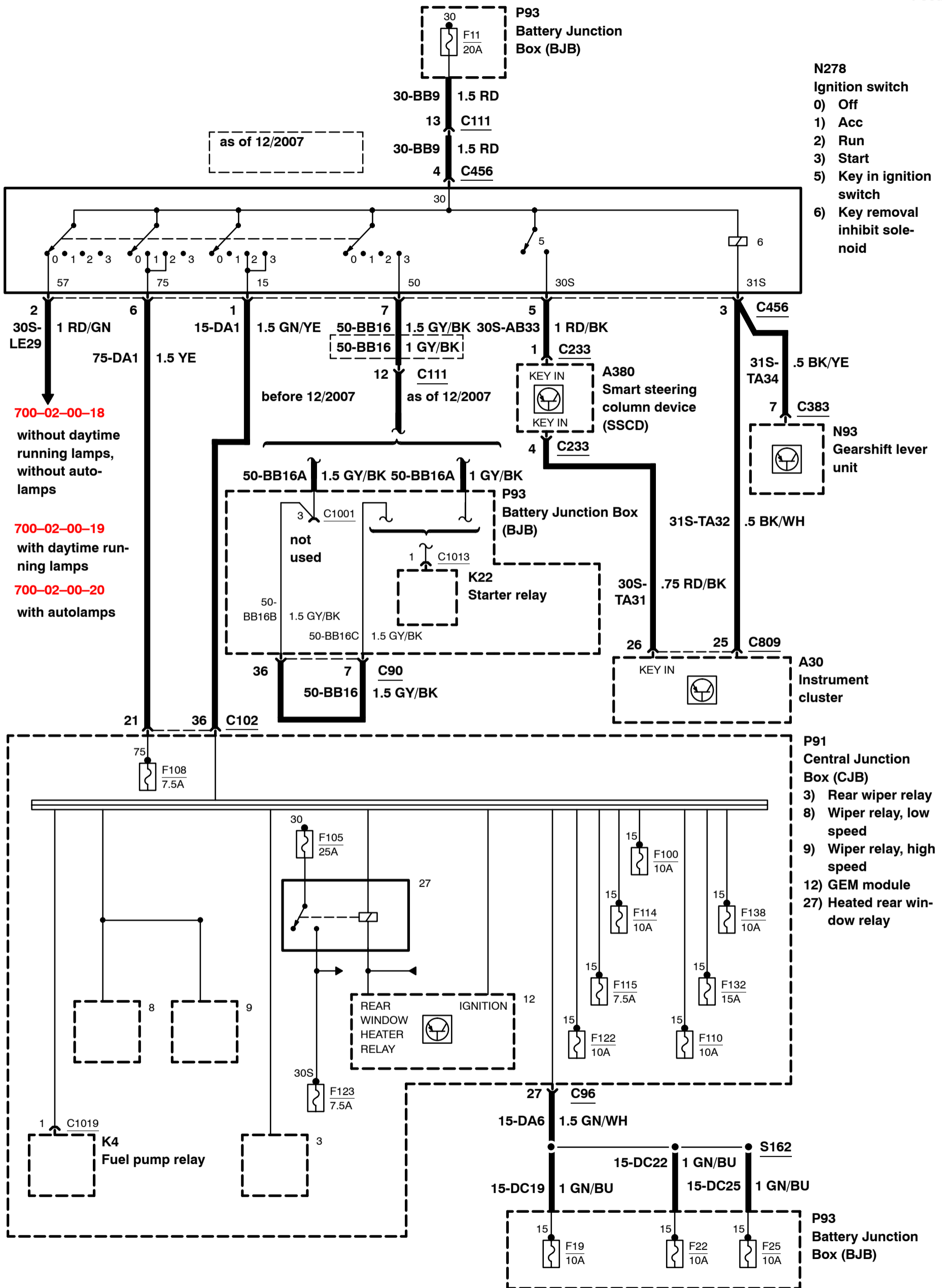
Power Distribution – Ignition switch, automatic transmission, manual transmission (MPS6), lower option content

2008
700-02-00-5
2008.75
Focus

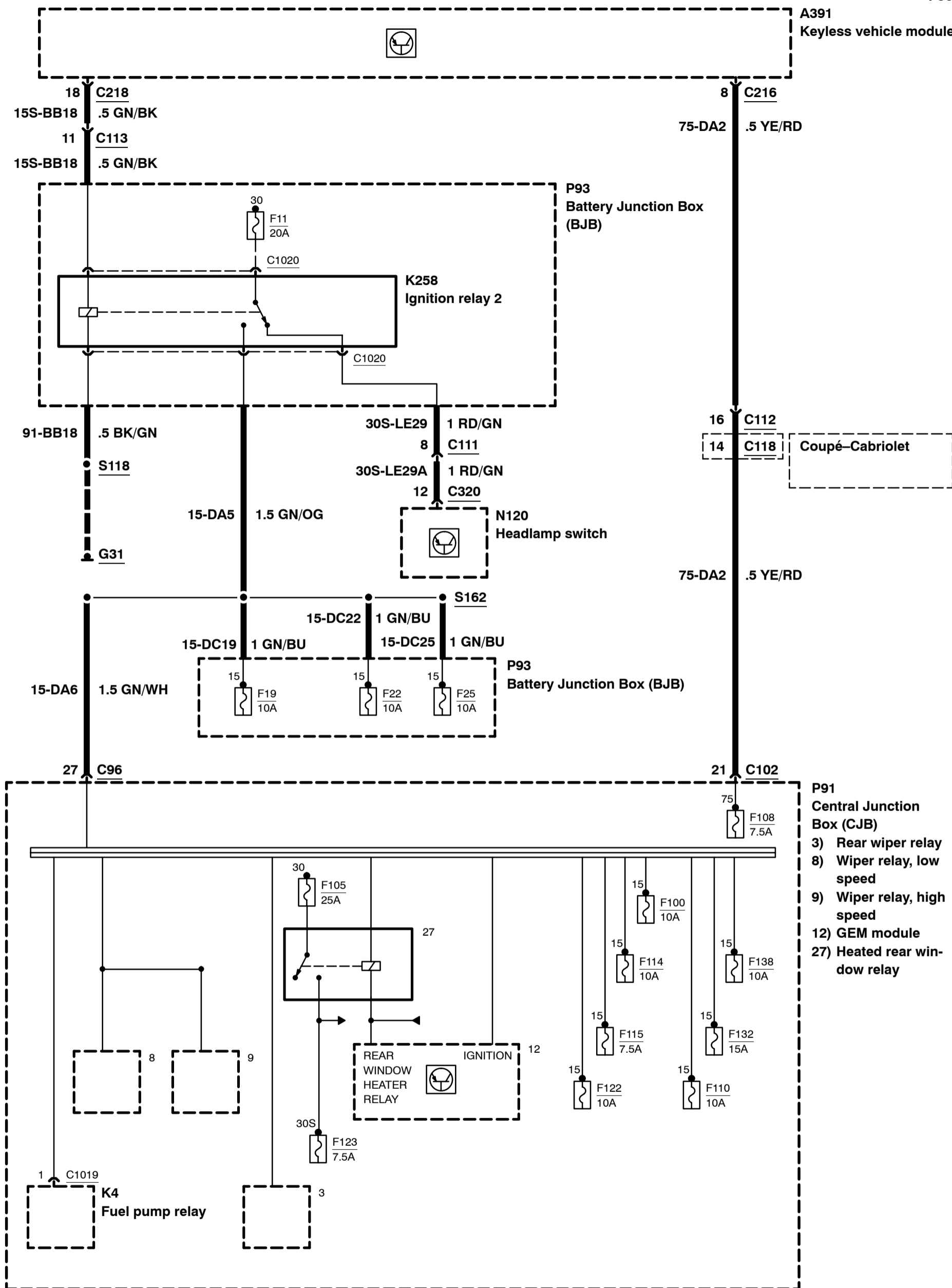
- N278**
Ignition switch
- 0) Off
 - 1) Acc
 - 2) Run
 - 3) Start
 - 5) Key in ignition switch
 - 6) Key removal inhibit solenoid



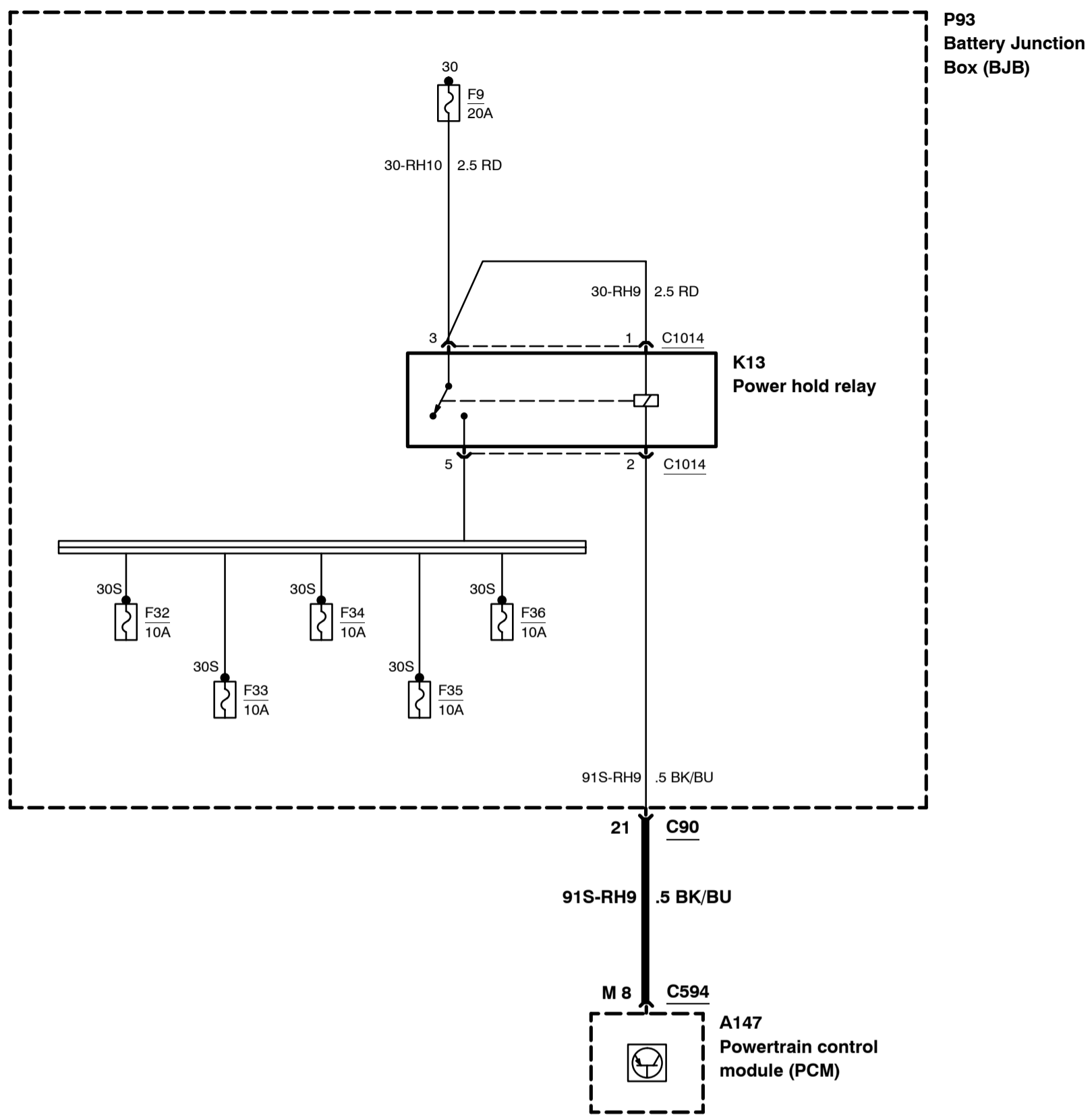
Power Distribution – Ignition switch, automatic transmission, manual transmission (MPS6), higher option content



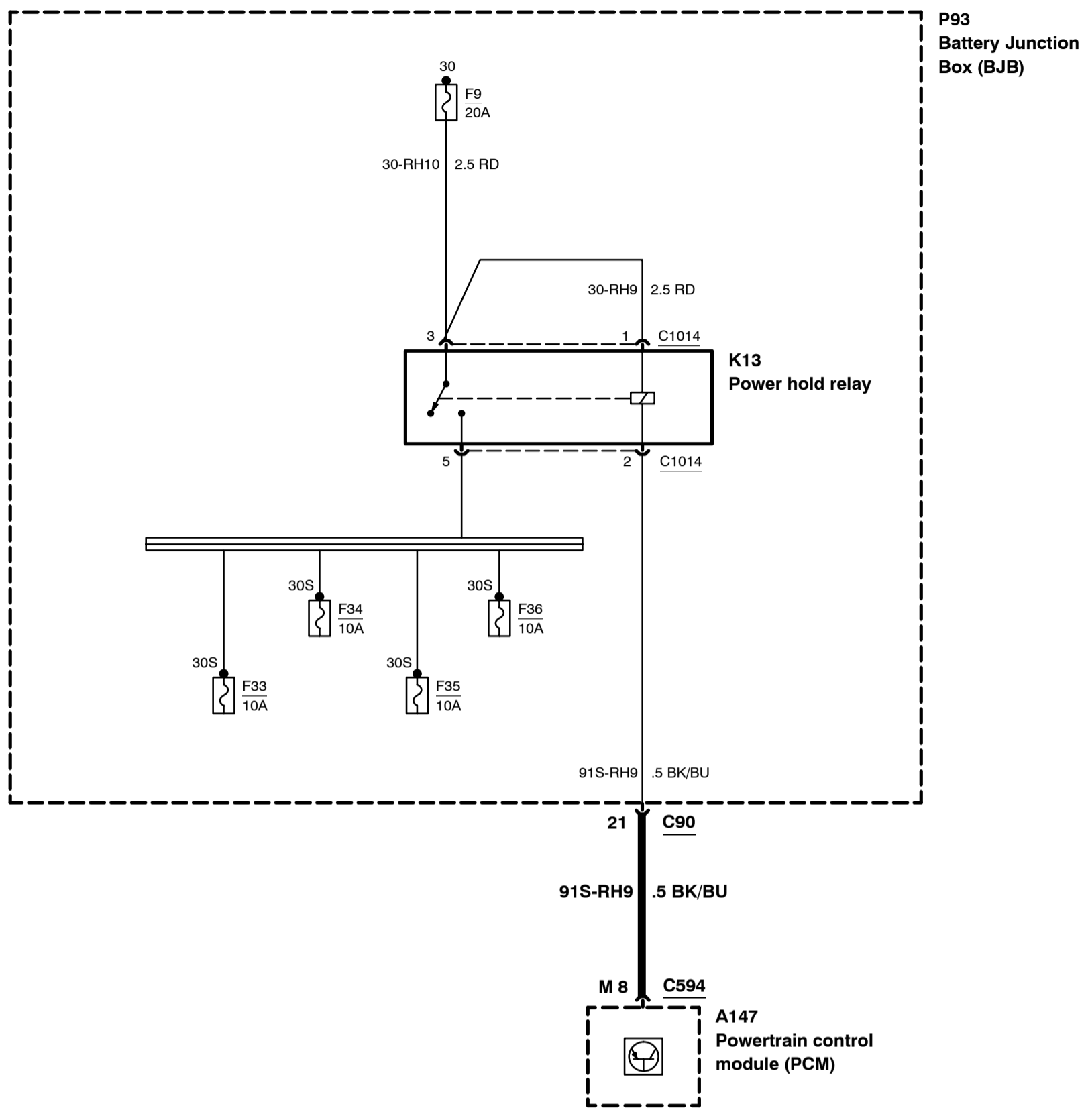
Power Distribution – with keyless go



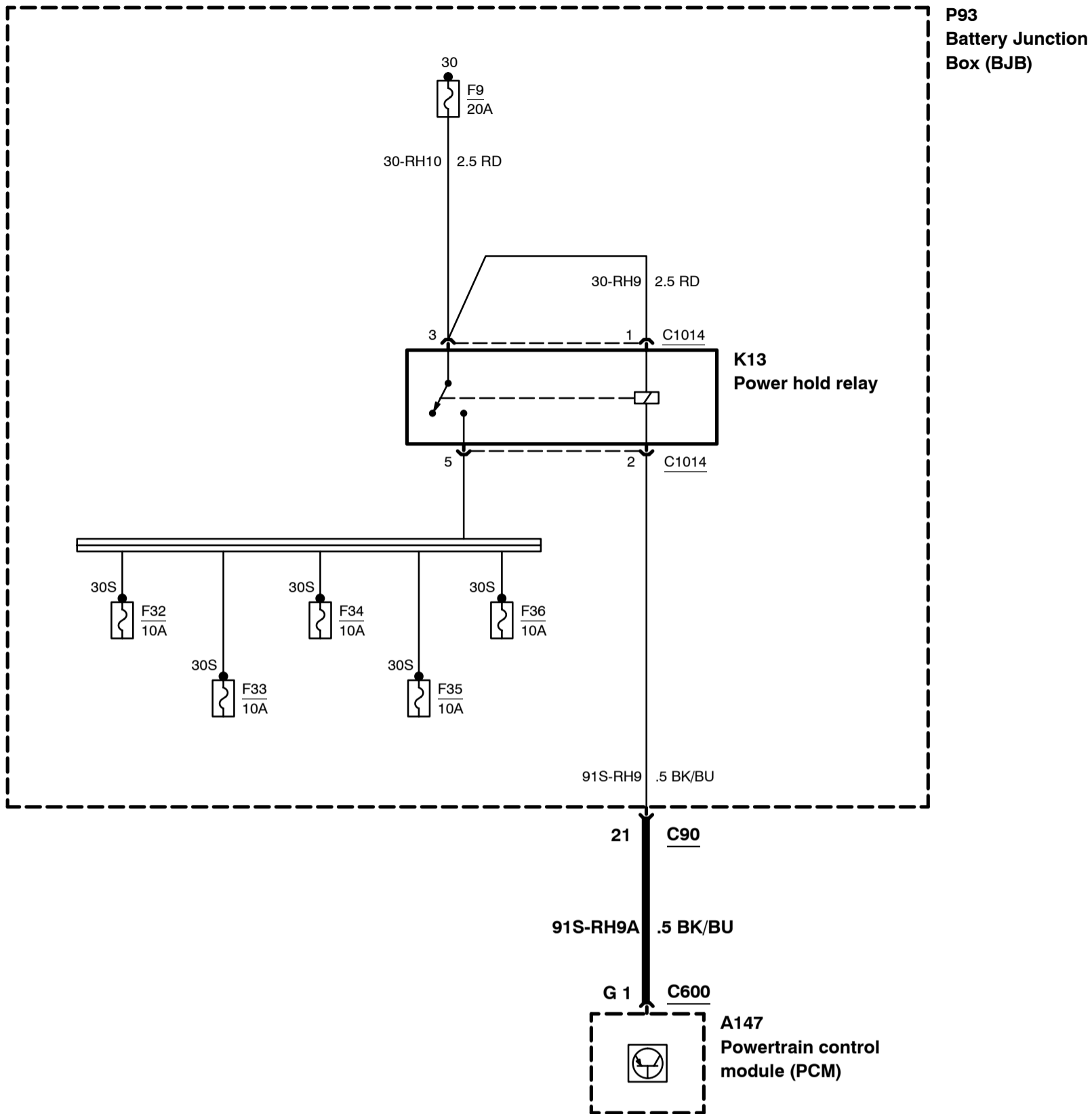
Power Distribution – 1.4/1.6L Duratec–16V (Sigma)



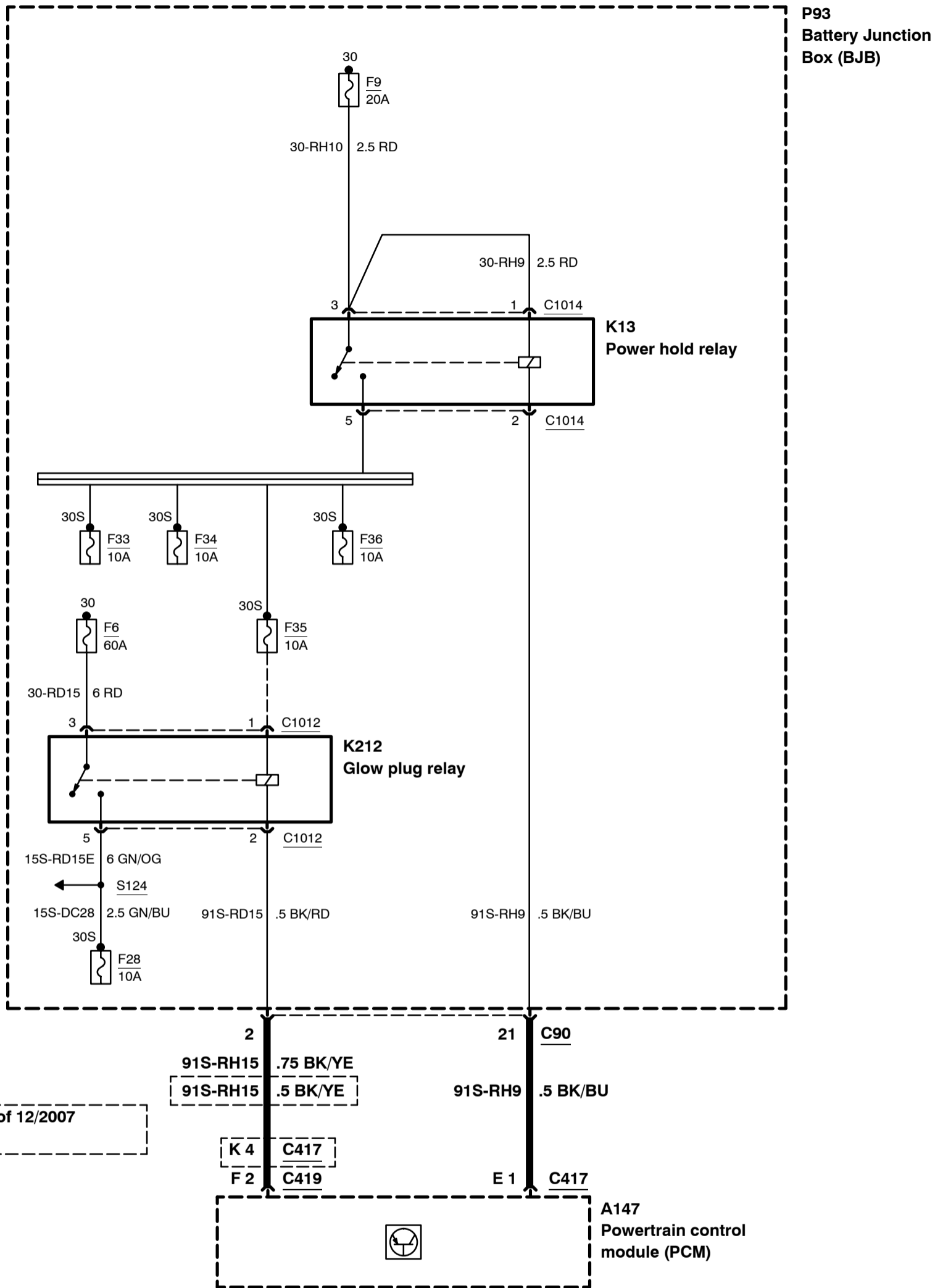
Power Distribution – 1.6L Duratec–16V Ti–VCT (Sigma)



Power Distribution – 1.8/2.0L Duratec-HE (MI4)

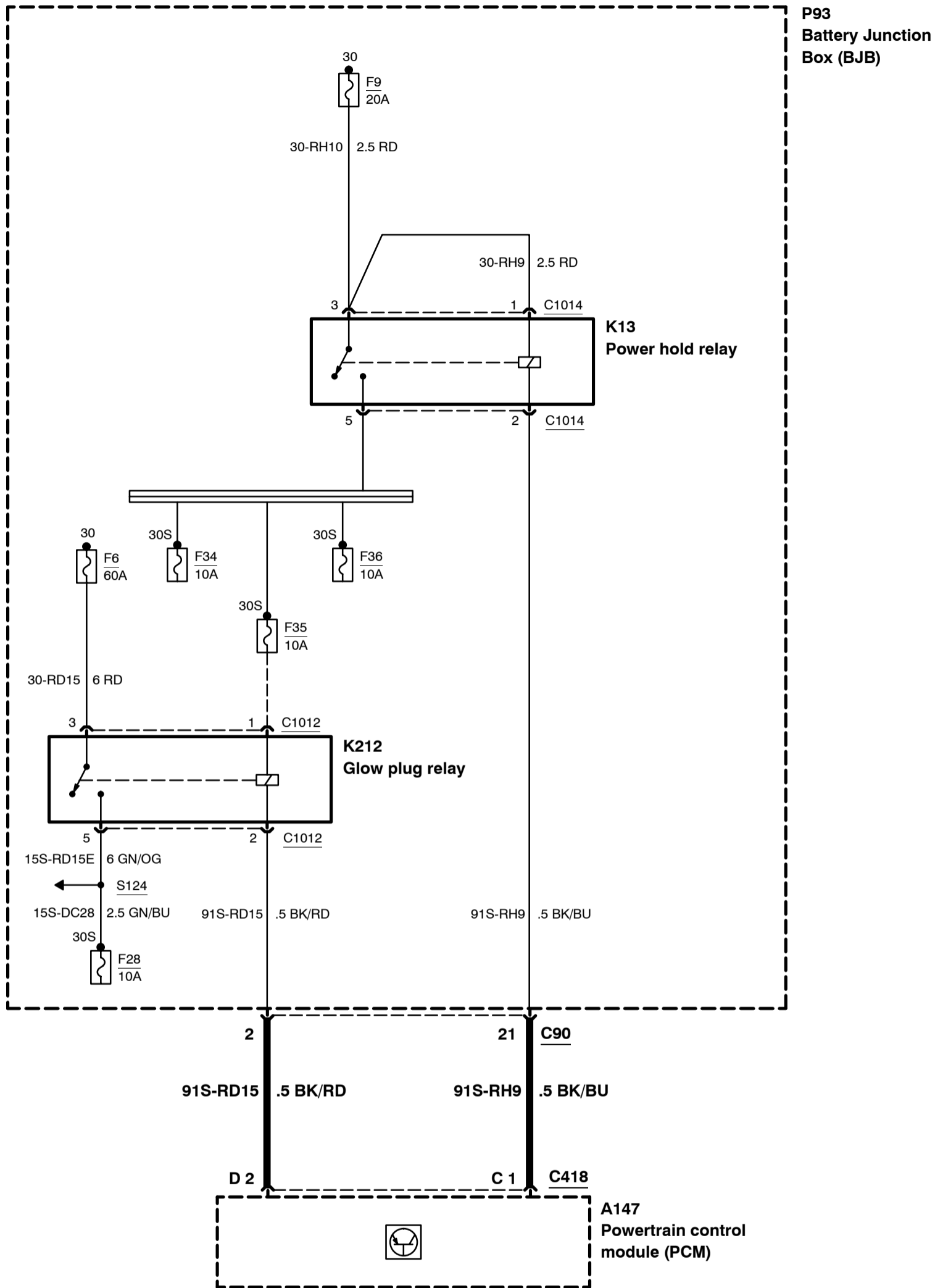


Power Distribution – 1.6L Duratorq–TDCi (DV) Diesel



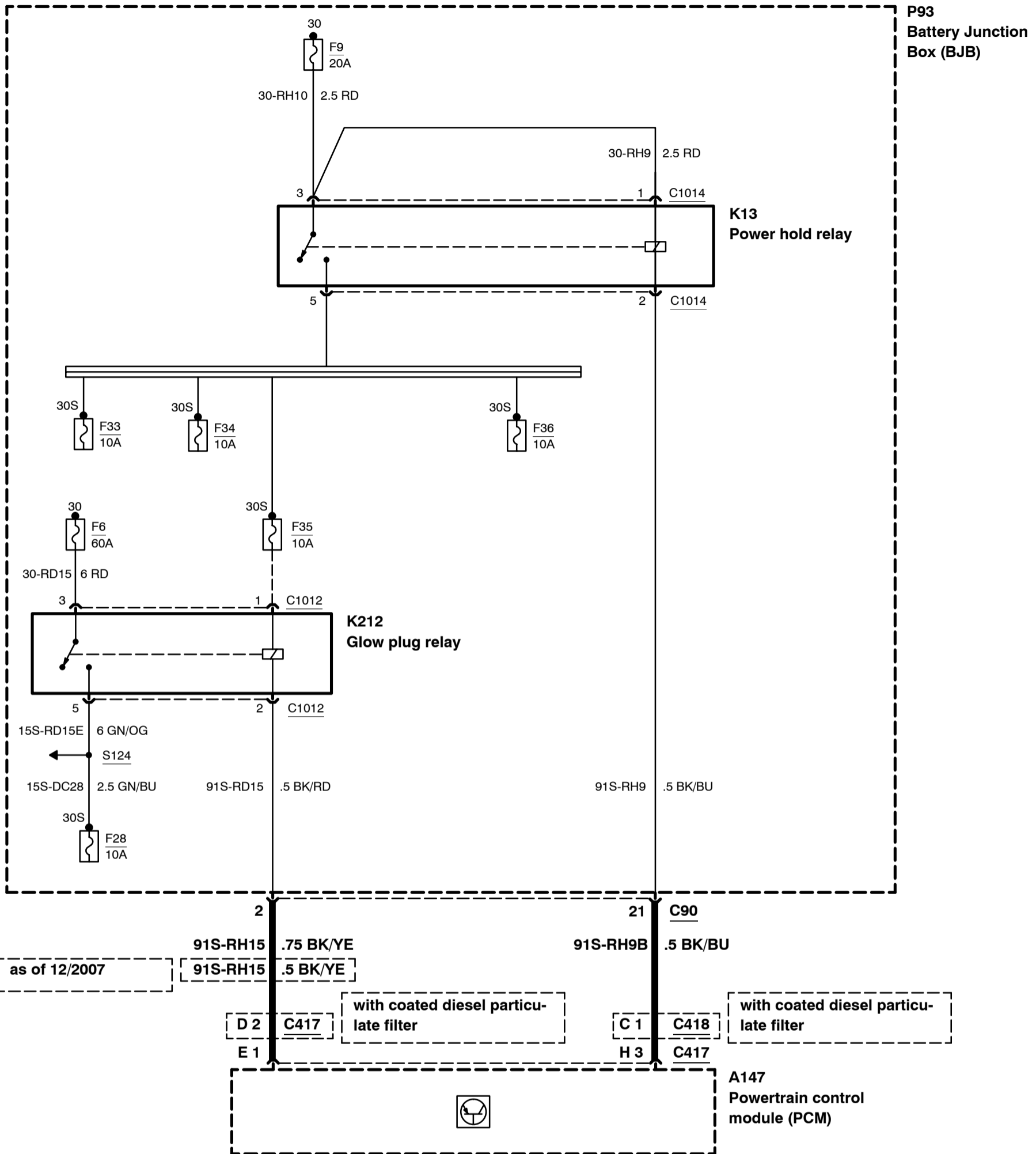
Power Distribution – 1.8L Duratorq–TDCi (Kent) Diesel

2008
700-02-00-12
2008.75
Focus

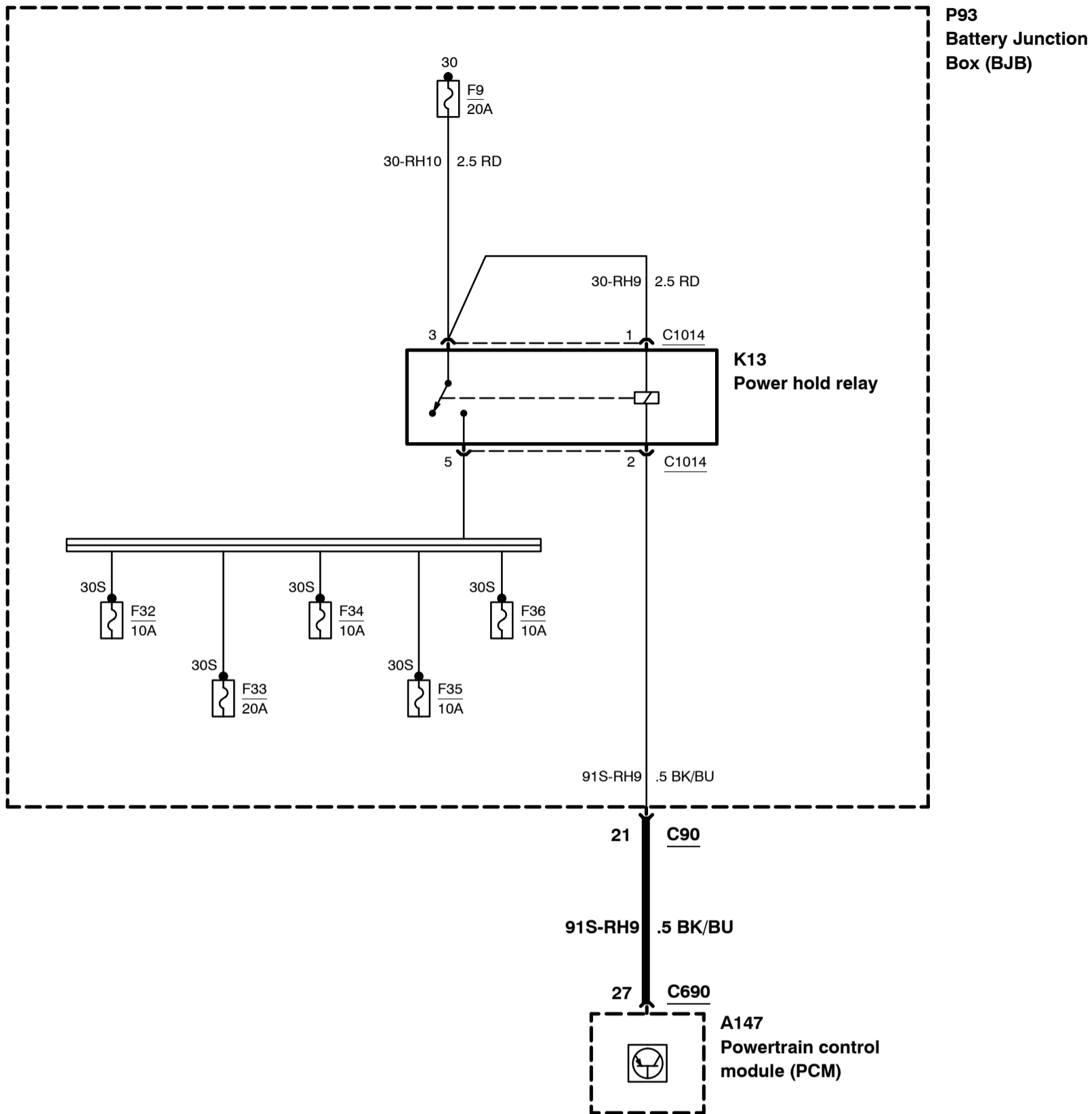


Power Distribution – 2.0L Duratorq–TDCi (DW) Diesel

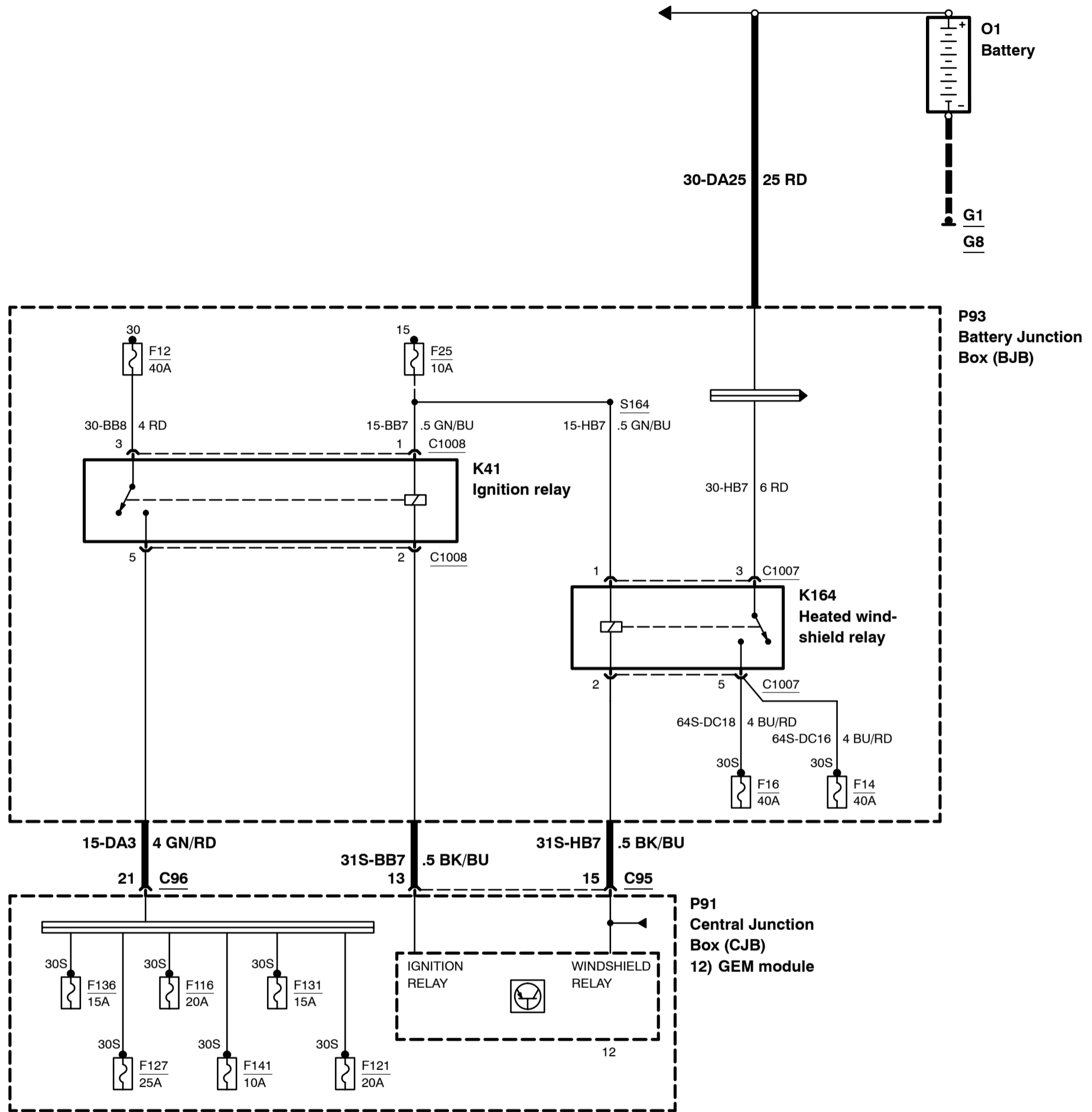
2008
700-02-00-13
2008.75
Focus



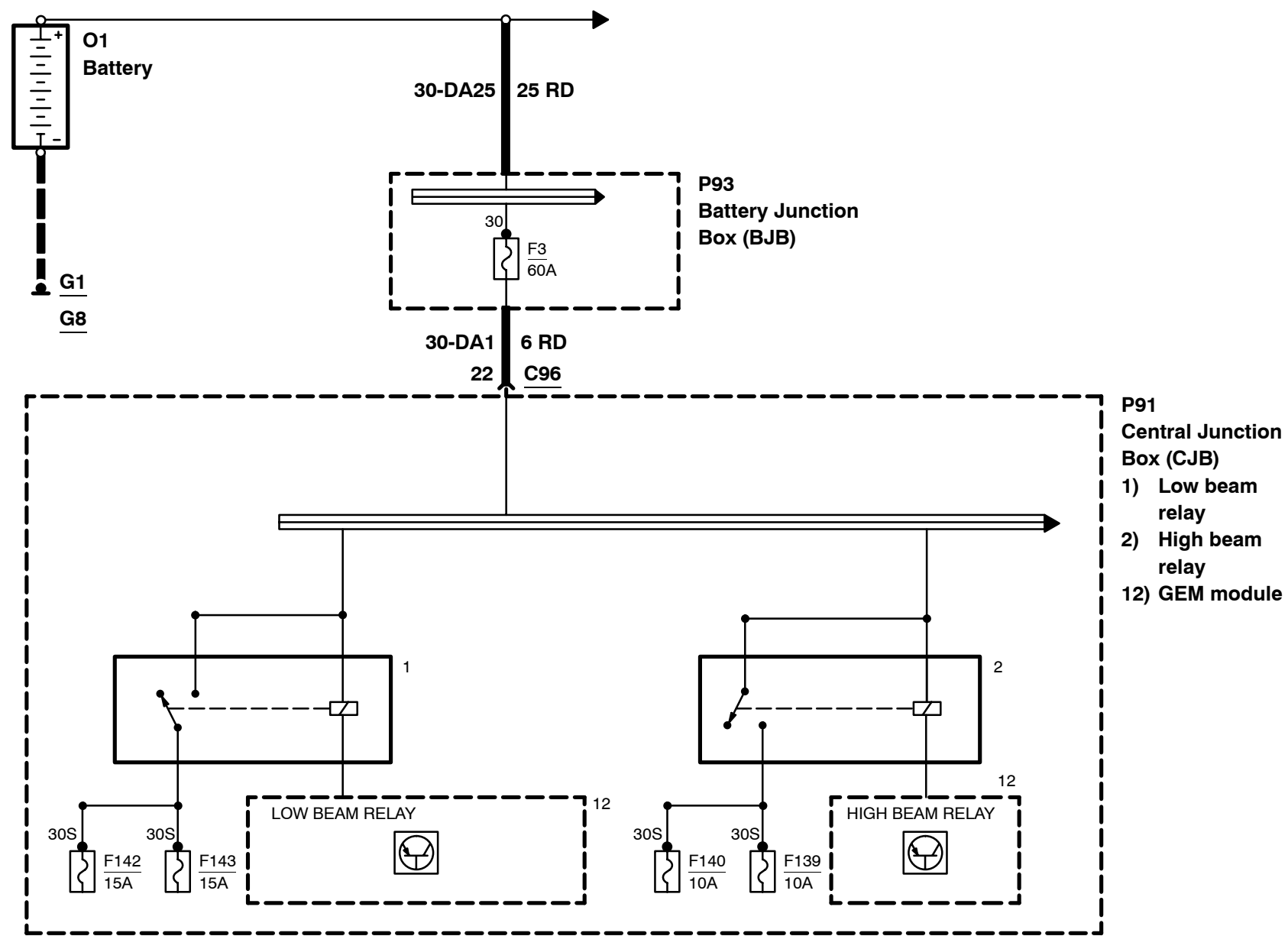
Power Distribution – 2.5L Duratec–ST (VI5)



Power Distribution

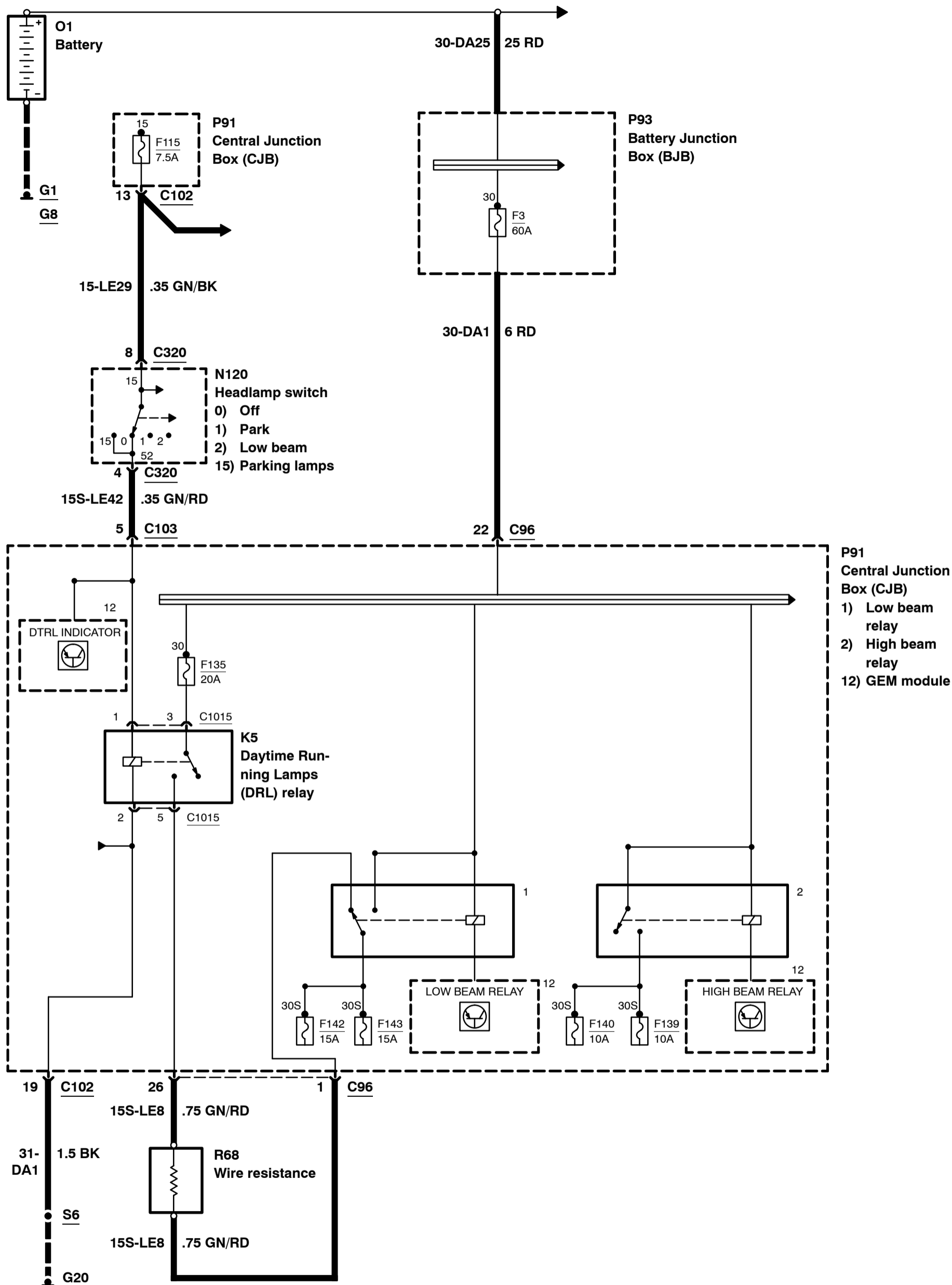


Power Distribution – without daytime running lamps

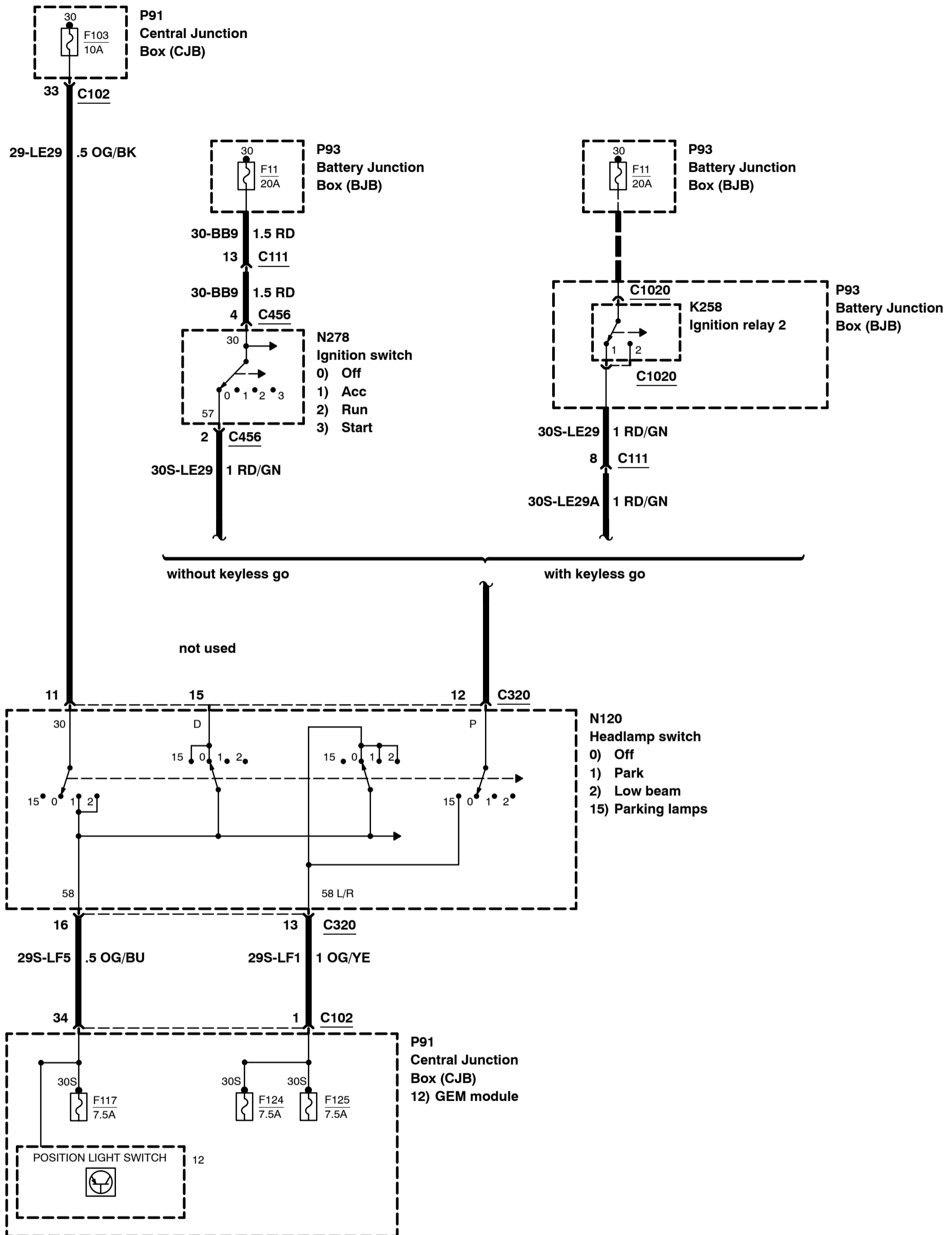


- P91
Central Junction
Box (CJB)**
- 1) Low beam relay
 - 2) High beam relay
 - 12) GEM module

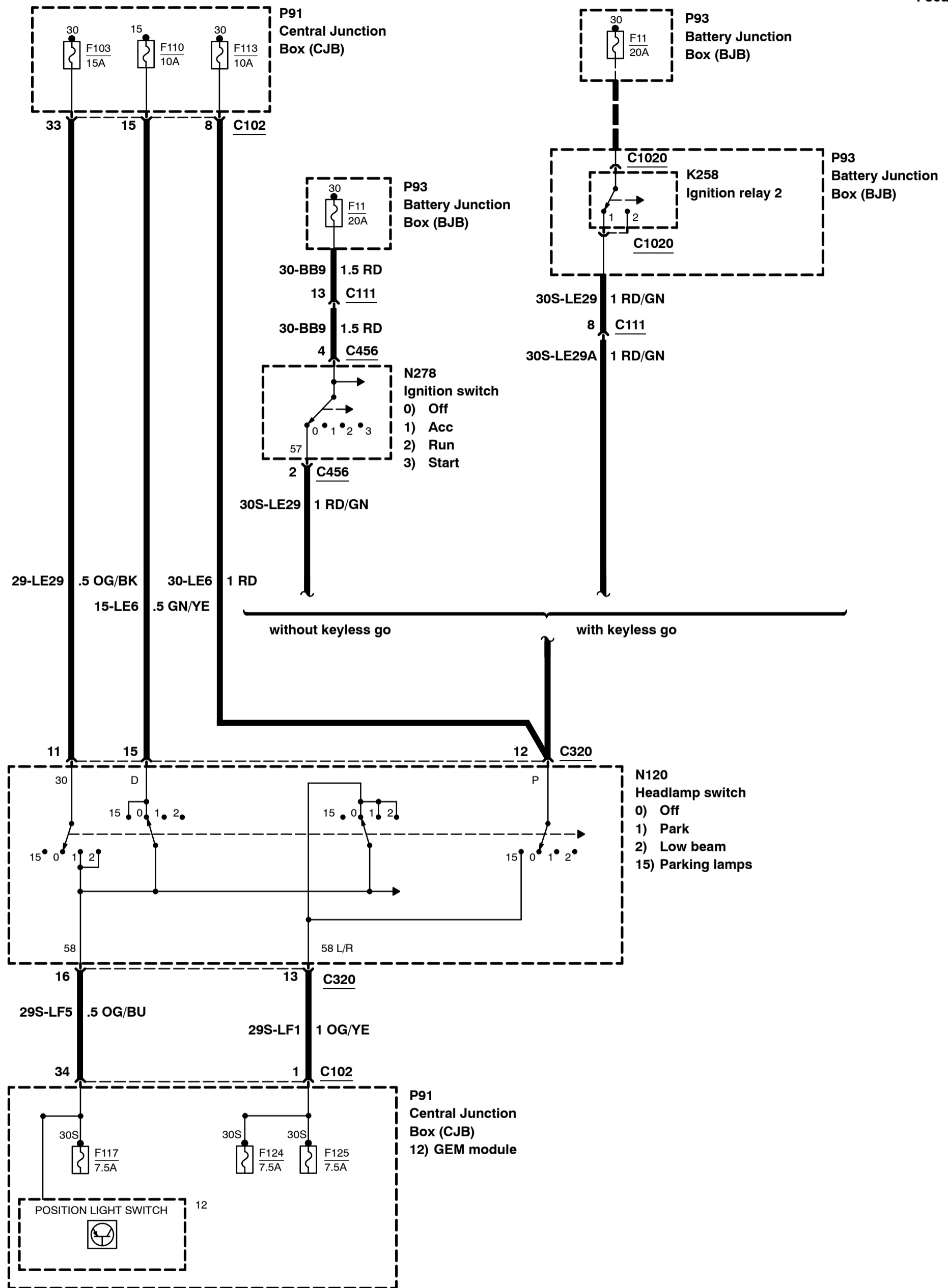
Power Distribution – with daytime running lamps



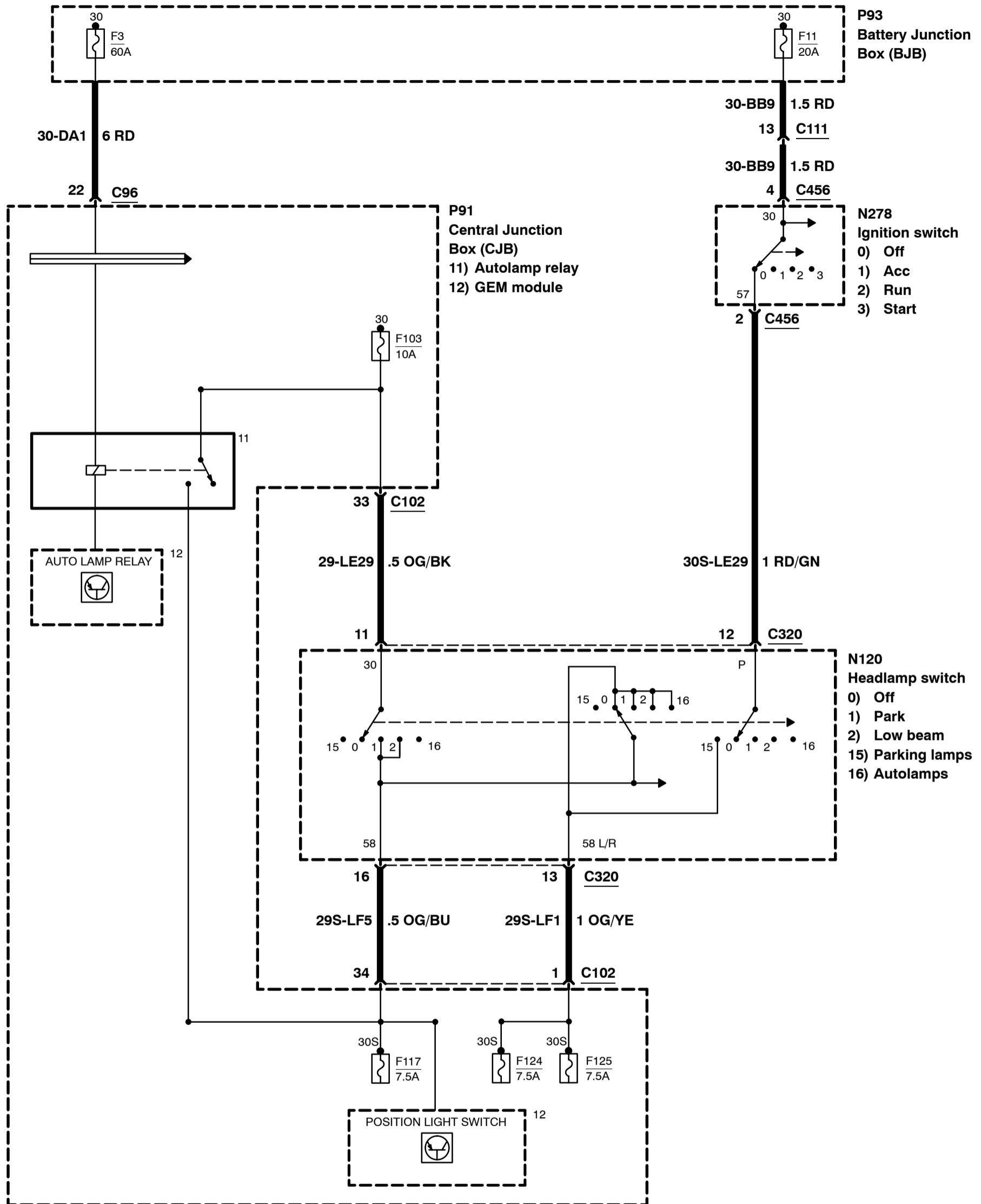
Power Distribution – without daytime running lamps, without autolamps



Power Distribution – with daytime running lamps



Power Distribution – with autolamps



Fuse Details

PAGE 1 OF 4

Fuse Details . F1	700-03-00-1
Fuse Details . F2.....	700-03-00-2
Fuse Details . F3.....	700-03-00-3
Fuse Details . F4.....	700-03-00-4
Fuse Details . F5, F6, F7, F8	700-03-00-5
Fuse Details . F9.....	700-03-00-6
Fuse Details . F10.....	700-03-00-7
Fuse Details . F11	700-03-00-8
Fuse Details . F12.....	700-03-00-9
Fuse Details . F13, F14, F15, F16, F17, F18.....	700-03-00-10
Fuse Details . F19.....	700-03-00-11
Fuse Details . F20, F21, F22	700-03-00-12
Fuse Details . F23, F24.....	700-03-00-13
Fuse Details . F25.....	700-03-00-14
Fuse Details . F26, F27, F28	700-03-00-15
Fuse Details . F29, F30.....	700-03-00-16
Fuse Details . F31, F32.....	700-03-00-17
Fuse Details . F33, 1.4/1.6L Duratec.16V (Sigma).....	700-03-00-18
Fuse Details . F33, 1.6L Duratec.16V Ti.VCT (Sigma).....	700-03-00-19
Fuse Details . F33, 1.8/2.0L Duratec.HE (MI4).....	700-03-00-20
Fuse Details . F33, 1.6L Duratorq.TDCi (DV) Diesel	700-03-00-21
Fuse Details . F33, 2.0L Duratorq.TDCi (DW) Diesel	700-03-00-22
Fuse Details . F33, 2.5L Duratec.ST (VI5).....	700-03-00-23
Fuse Details . F34, 1.4/1.6L Duratec.16V (Sigma).....	700-03-00-24
Fuse Details . F34, 1.6L Duratec.16V Ti. VCT (Sigma).....	700-03-00-25
Fuse Details . F34, 1.8/2.0L Duratec.HE (MI4).....	700-03-00-26
Fuse Details . F34, 2.5L Duratec.ST (VI5).....	700-03-00-27
Fuse Details . F34, 1.6L Duratorq.TDCi (DV) Diesel	700-03-00-28

PAGE 2 OF 4

Fuse Details . F34, 1.8L Duratorq.TDCi (Kent) Diesel	700-03-00-29
Fuse Details . F34, 2.0L Duratorq.TDCi (DW) Diesel	700-03-00-30
Fuse Details . F35, 1.4/1.6L Duratec. 16V (Sigma).....	700-03-00-31
Fuse Details . F35, 1.6L Duratec.16V Ti. VCT (Sigma).....	700-03-00-32
Fuse Details . F35, 1.8/2.0L Duratec. HE (MI4).....	700-03-00-33
Fuse Details . F35, 1.6L Duratorq.TDCi (DV) Diesel	700-03-00-34
Fuse Details . F35, 1.8L Duratorq.TDCi (Kent) Diesel	700-03-00-35
Fuse Details . F35, 2.0L Duratorq.TDCi (DW) Diesel	700-03-00-36
Fuse Details . F35, 2.5L Duratec.ST (VI5)	700-03-00-37
Fuse Details . F36, 1.4/1.6L Duratec. 16V (Sigma).....	700-03-00-38
Fuse Details . F36, 1.6L Duratec.16V Ti.VCT (Sigma).....	700-03-00-39
Fuse Details . F36, 1.8/2.0L Duratec.HE (MI4).....	700-03-00-40
Fuse Details . F36, 1.6L Duratorq.TDCi (DV) Diesel	700-03-00-41
Fuse Details . F36, 1.8L Duratorq. TDCi (Kent) Diesel.....	700-03-00-42
Fuse Details . F36, 2.0L Duratorq.TDCi (DW) Diesel	700-03-00-43
Fuse Details . F36, 2.5L Duratec.ST (VI5).....	700-03-00-44
Fuse Details . F100.....	700-03-00-45
Fuse Details . F100.....	700-03-00-46

PAGE 3 OF 4

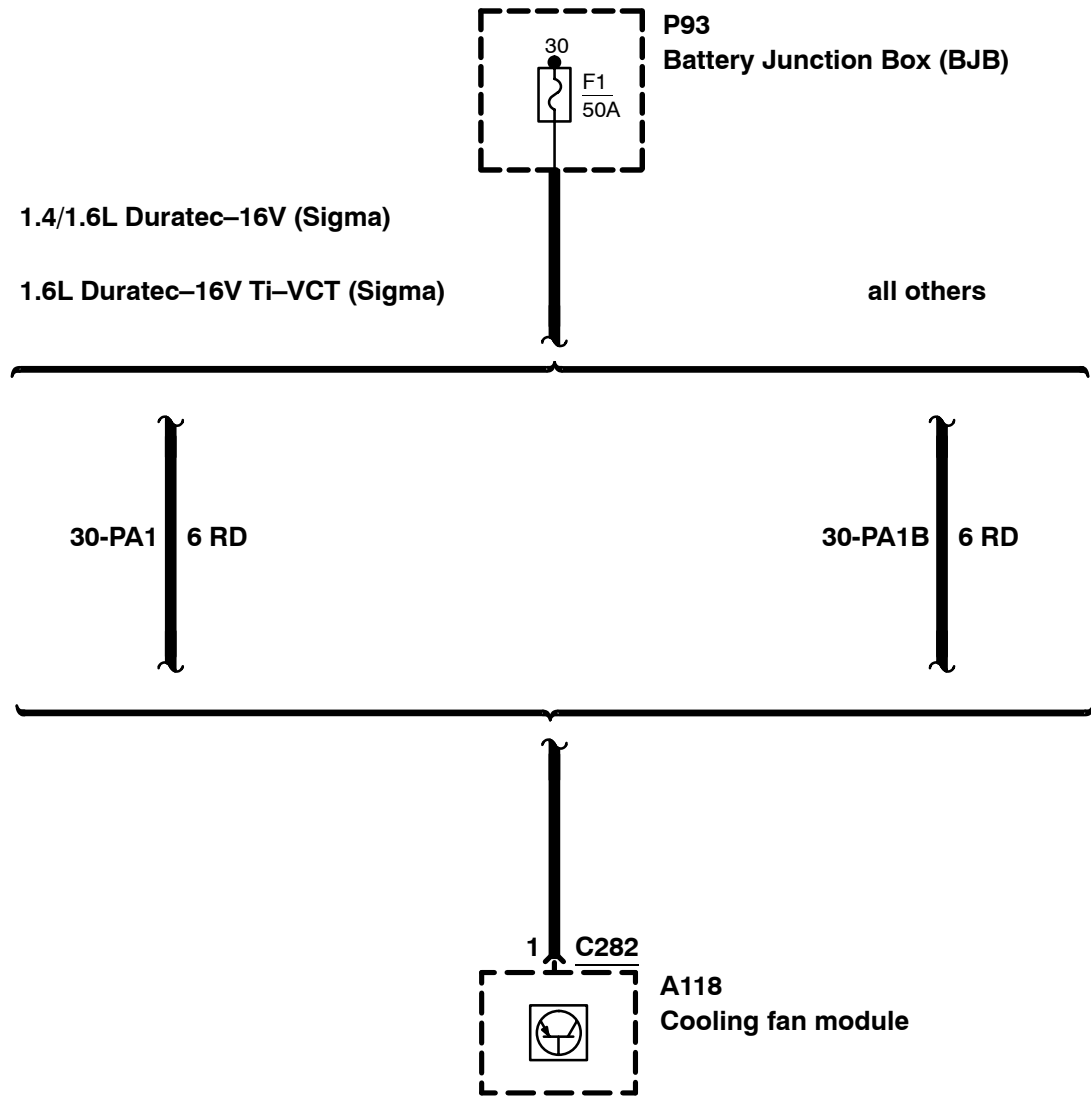
Fuse Details . F100	700-03-00-47
Fuse Details . F101	700-03-00-48
Fuse Details . F102	700-03-00-49
Fuse Details . F103, F104, F105, F106	700-03-00-50
Fuse Details . F107	700-03-00-51
Fuse Details . F108	700-03-00-52
Fuse Details . F109, F110, F111	700-03-00-53
Fuse Details . F112, F113	700-03-00-54
Fuse Details . F114, F115	700-03-00-55
Fuse Details . F116, F117	700-03-00-56
Fuse Details . F118, F119, F120	700-03-00-57
Fuse Details . F121, F122	700-03-00-58
Fuse Details . F123	700-03-00-59
Fuse Details . F124, 3.door model/5.door model	700-03-00-60
Fuse Details . F124, 4.door model	700-03-00-61
Fuse Details . F124, wagon	700-03-00-62
Fuse Details . F124, Coupé.Cabriolet	700-03-00-63
Fuse Details . F125, 3.door model/5.door model	700-03-00-64
Fuse Details . F125, 4.door model	700-03-00-65
Fuse Details . F125, wagon	700-03-00-66
Fuse Details . F125, Coupé.Cabriolet	700-03-00-67
Fuse Details . F126, F127, F129	700-03-00-68
Fuse Details . F131, F132	700-03-00-69
Fuse Details . F133, F134	700-03-00-70
Fuse Details . F135, F136	700-03-00-71
Fuse Details . F137	700-03-00-72
Fuse Details . F138, 1.4/1.6L Duratec.16V (Sigma)	700-03-00-73
Fuse Details . F138, 1.6L Duratec.16V Ti.VCT (Sigma)	700-03-00-74
Fuse Details . F138, 1.8/2.0L Duratec.HE (MI4)	700-03-00-75
Fuse Details . F138, 1.6L Duratorq.TDCi (DV) Diesel	700-03-00-76
Fuse Details . F138, 1.8L Duratorq.TDCi (Kent) Diesel	700-03-00-77

PAGE 4 OF 4

Fuse Details . F138, 2.0L Duratorq.TDCi (DW) Diesel	700-03-00-78
Fuse Details . F138, 2.5L Duratec.ST (VI5).....	700-03-00-79
Fuse Details . F139, F140.....	700-03-00-80
Fuse Details . F141	700-03-00-81
Fuse Details . F142, F143.....	700-03-00-82
Fuse Details . F1000	700-03-00-83

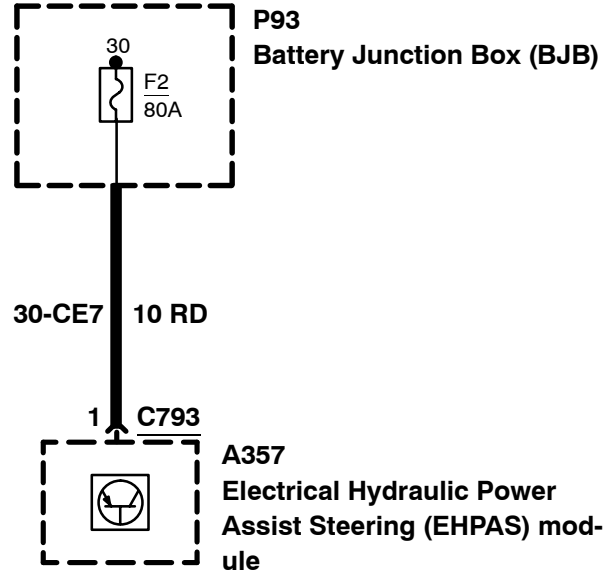
2008
700-03-00-1
2008.75
Focus

Fuse Details – F1



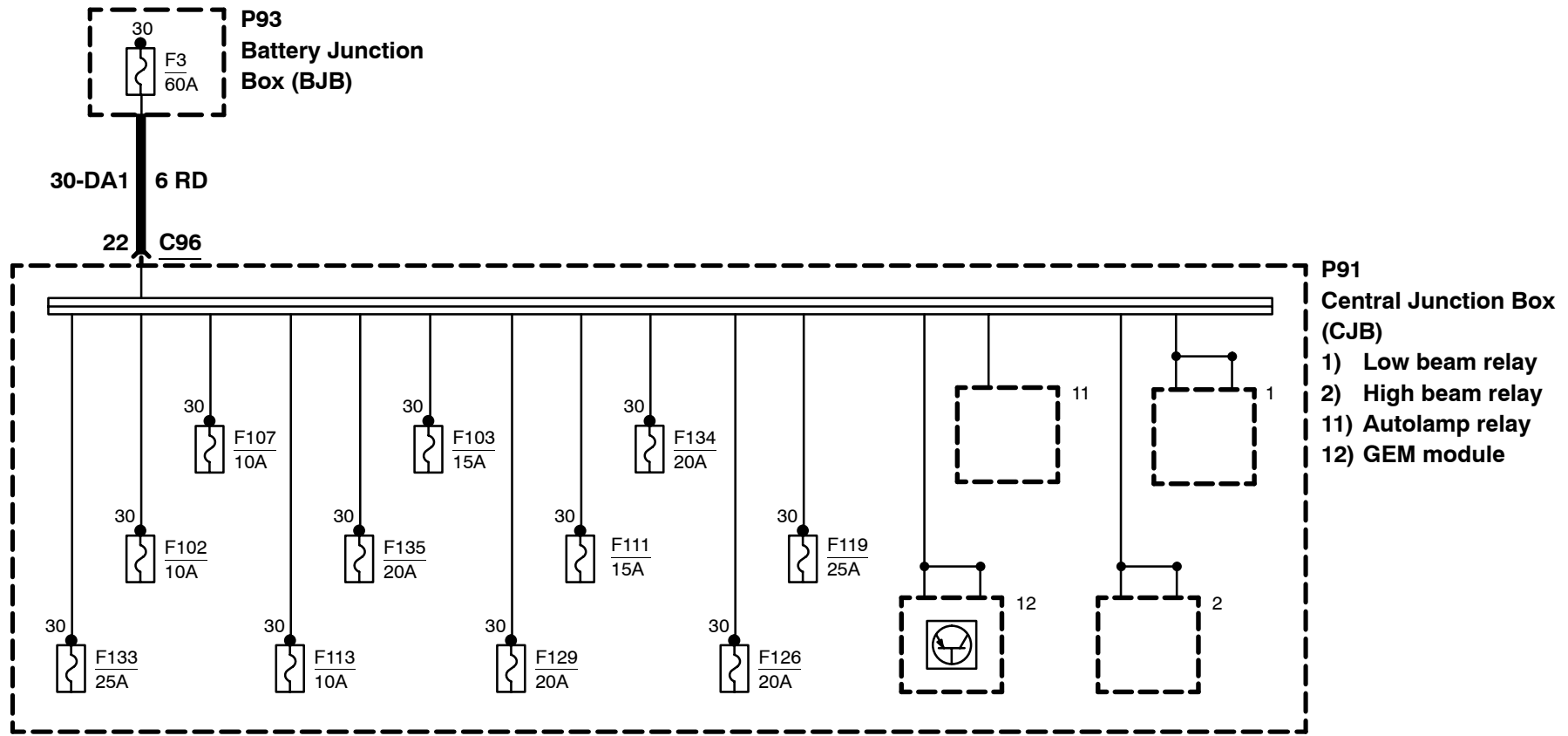
2008
700-03-00-2
2008.75
Focus

Fuse Details – F2



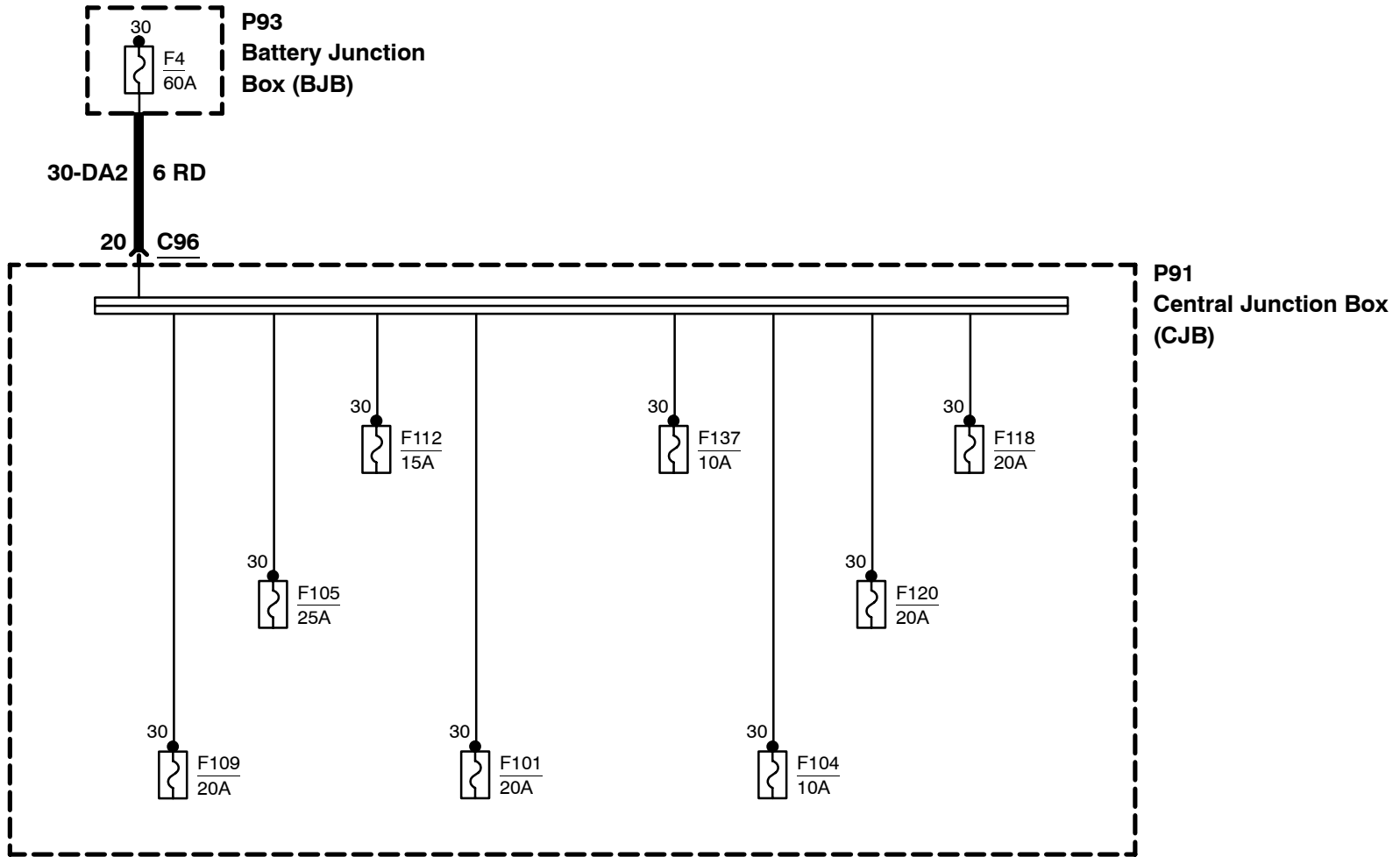
2008
700-03-00-3
2008.75
Focus

Fuse Details – F3



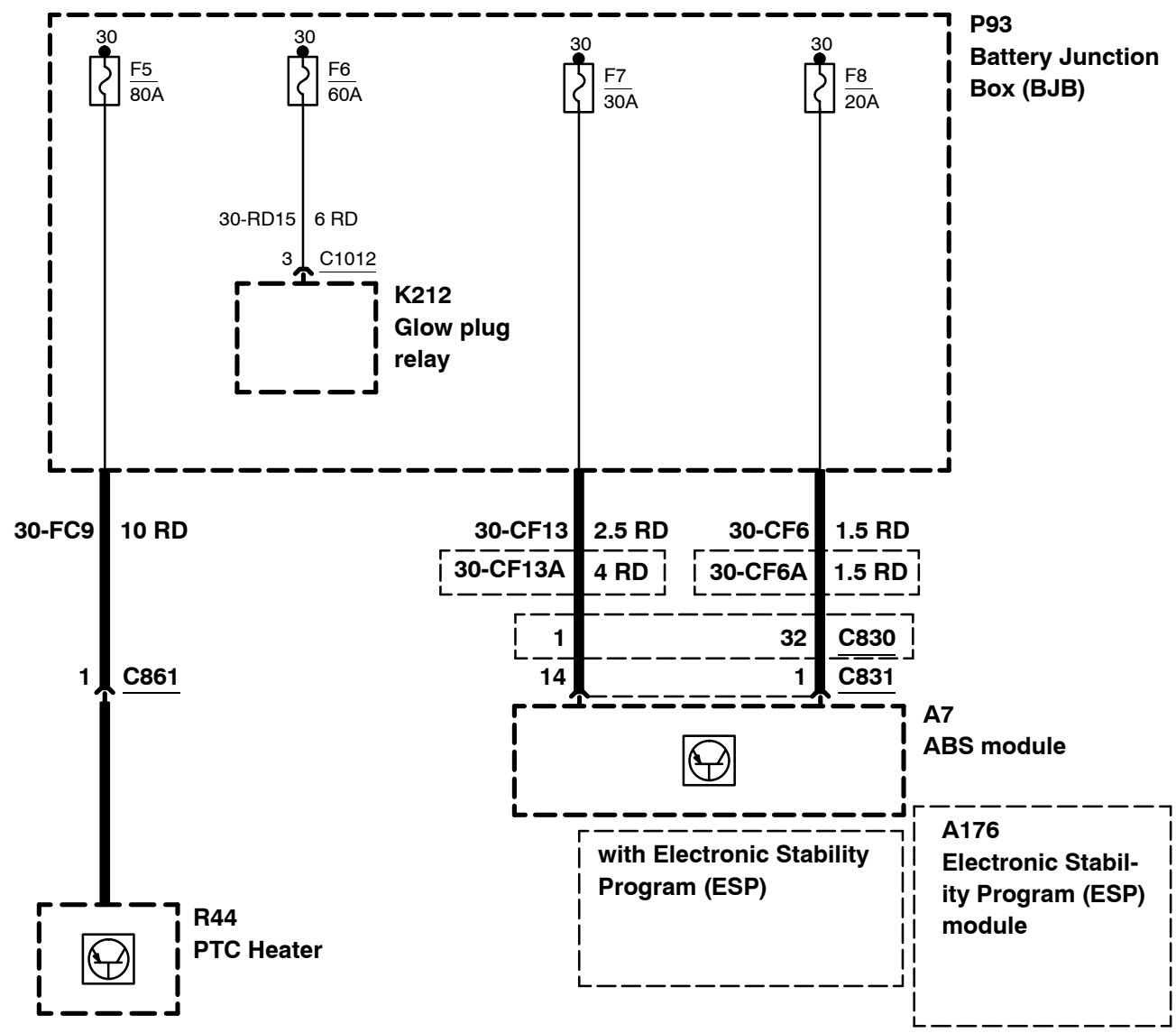
2008
700-03-00-4
2008.75
Focus

Fuse Details – F4



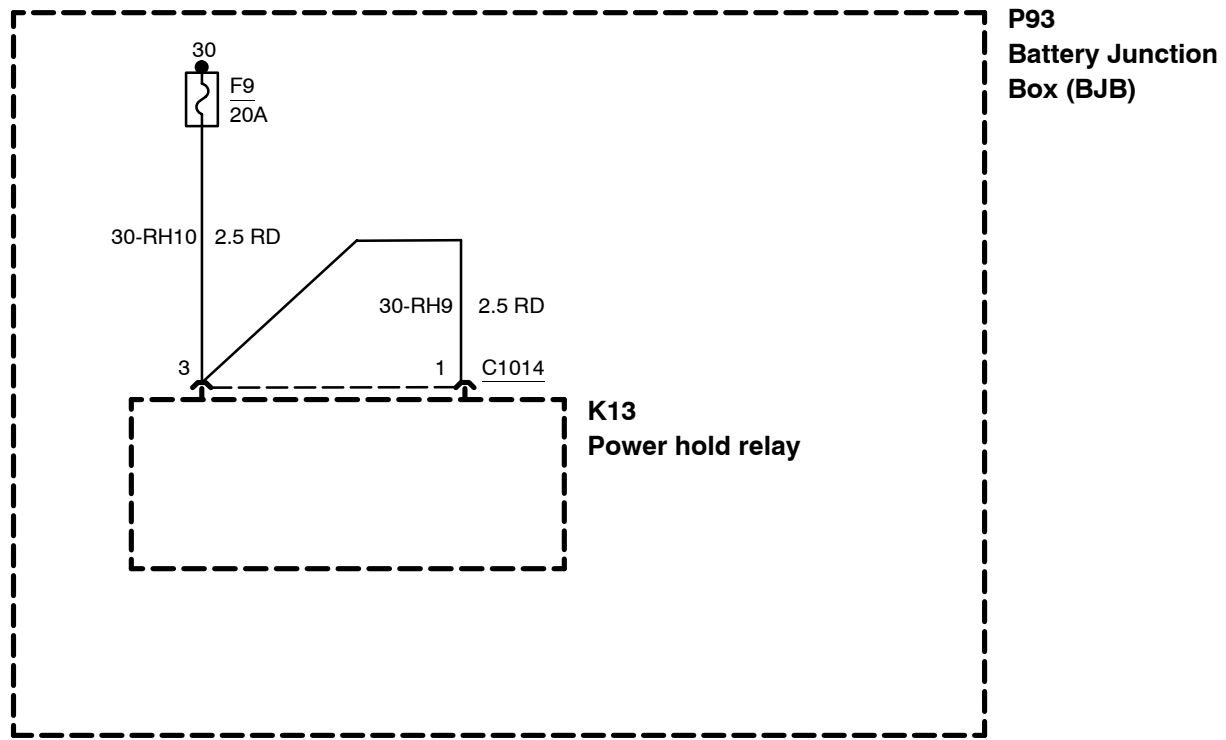
2008
700-03-00-5
2008.75
Focus

Fuse Details – F5, F6, F7, F8



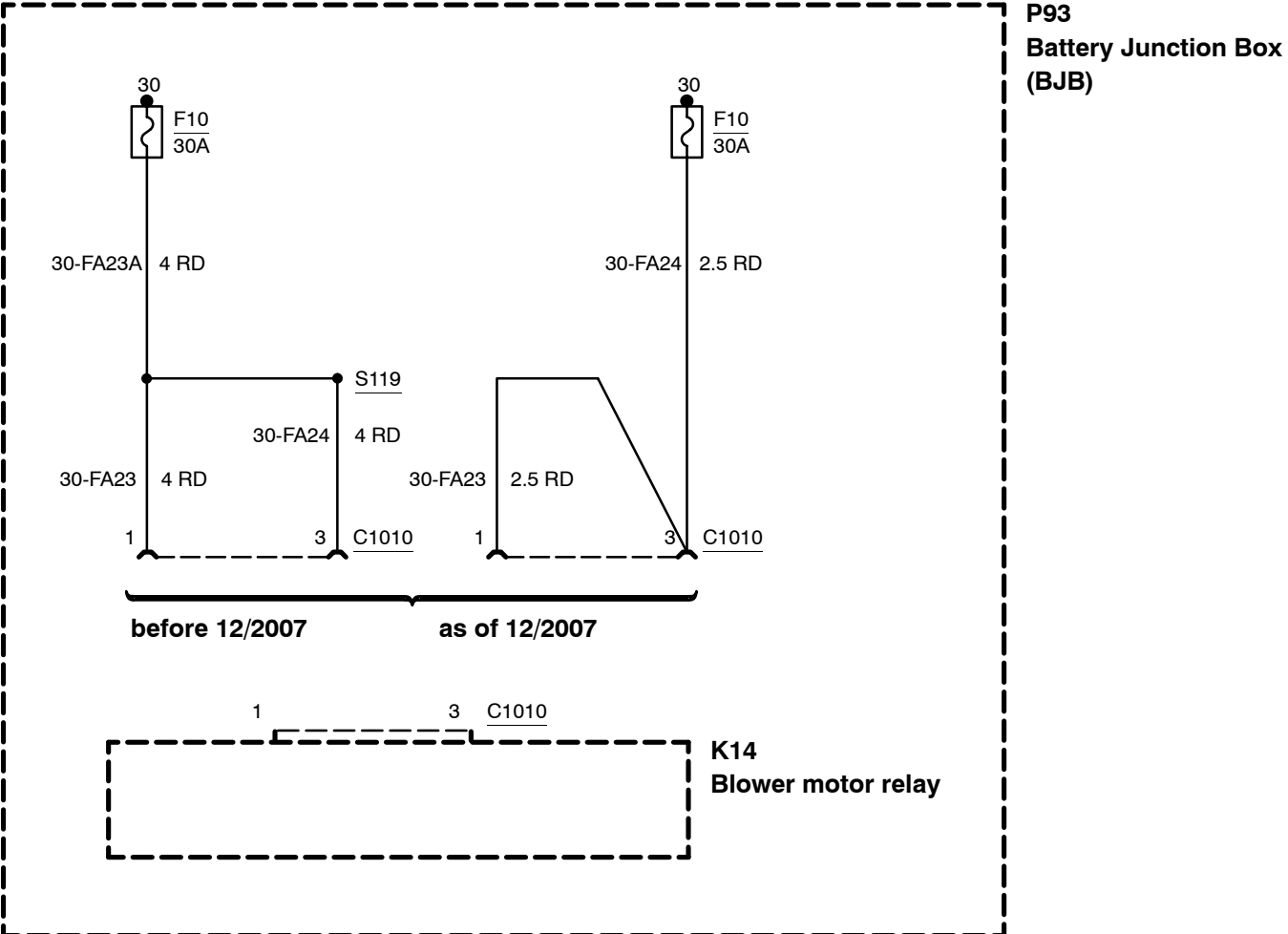
2008
700-03-00-6
2008.75
Focus

Fuse Details – F9



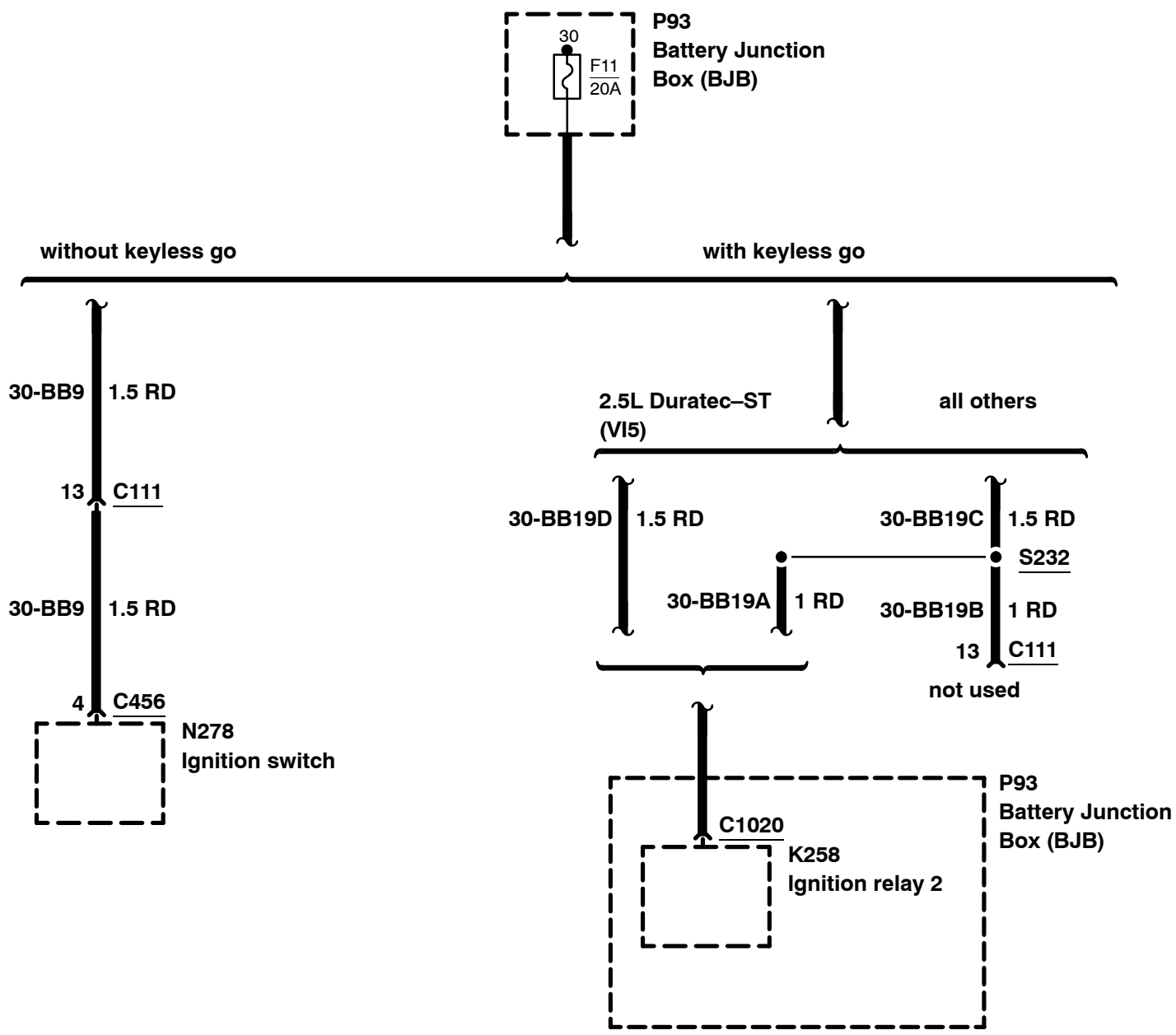
2008
700-03-00-7
2008.75
Focus

Fuse Details – F10



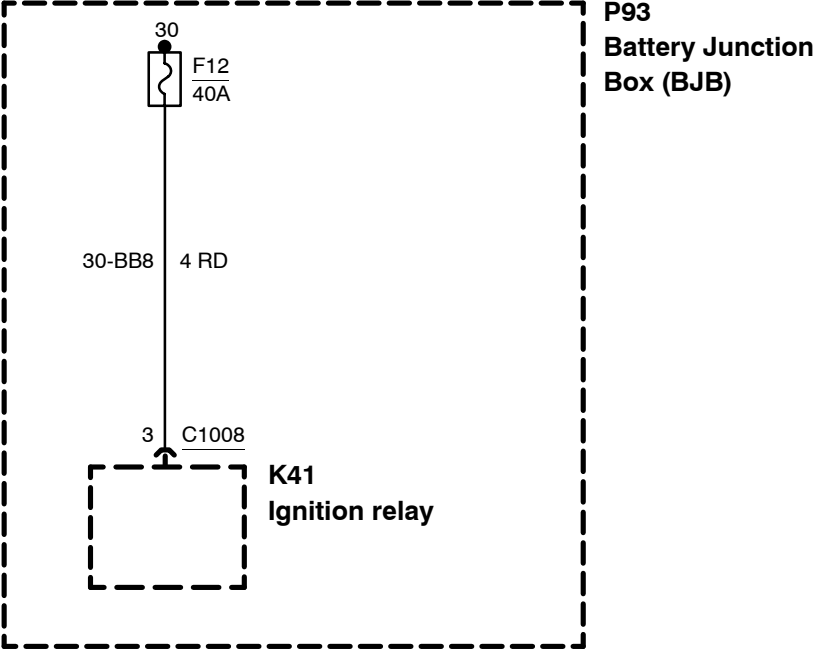
2008
700-03-00-8
2008.75
Focus

Fuse Details – F11



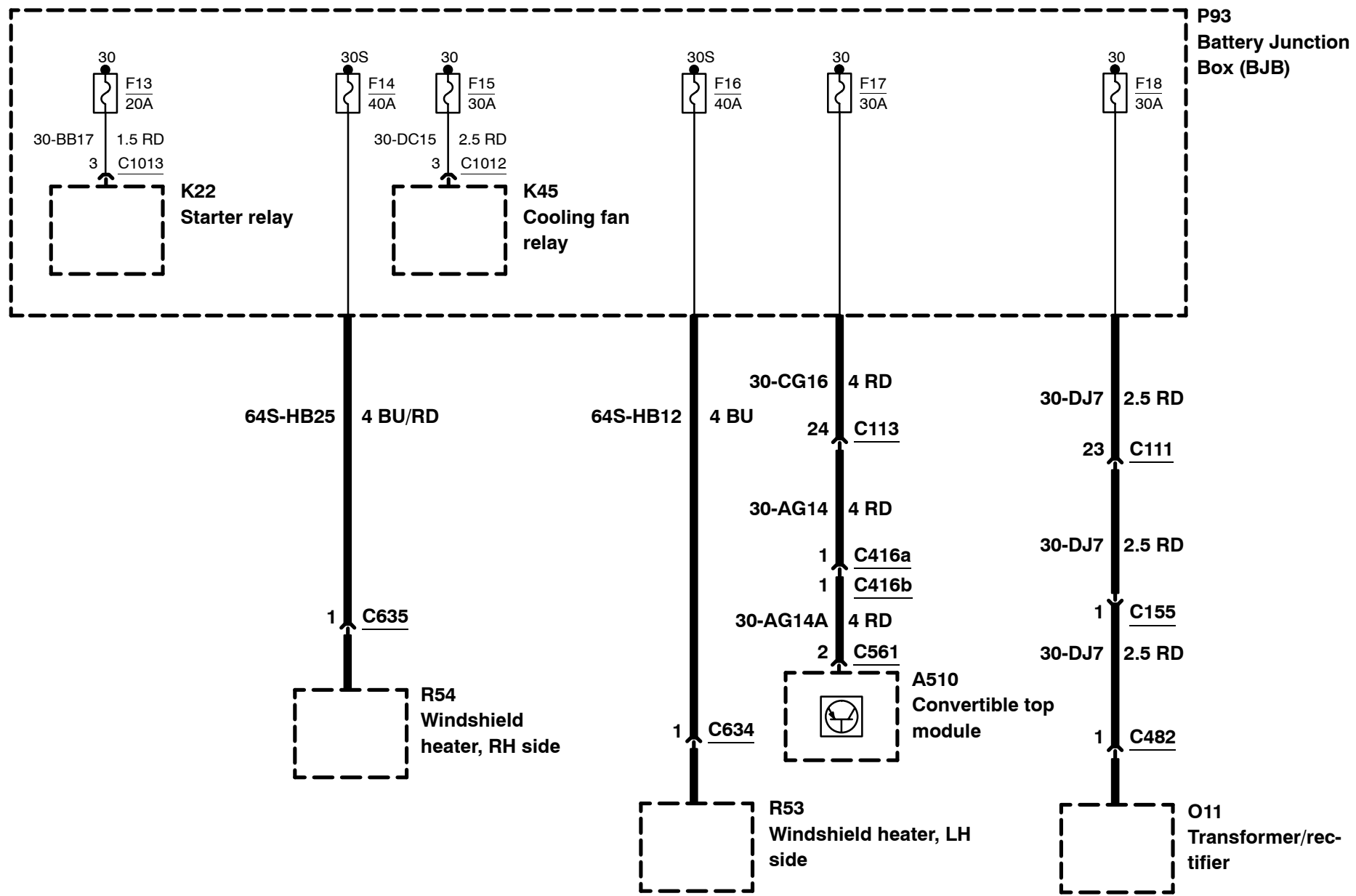
2008
700-03-00-9
2008.75
Focus

Fuse Details – F12

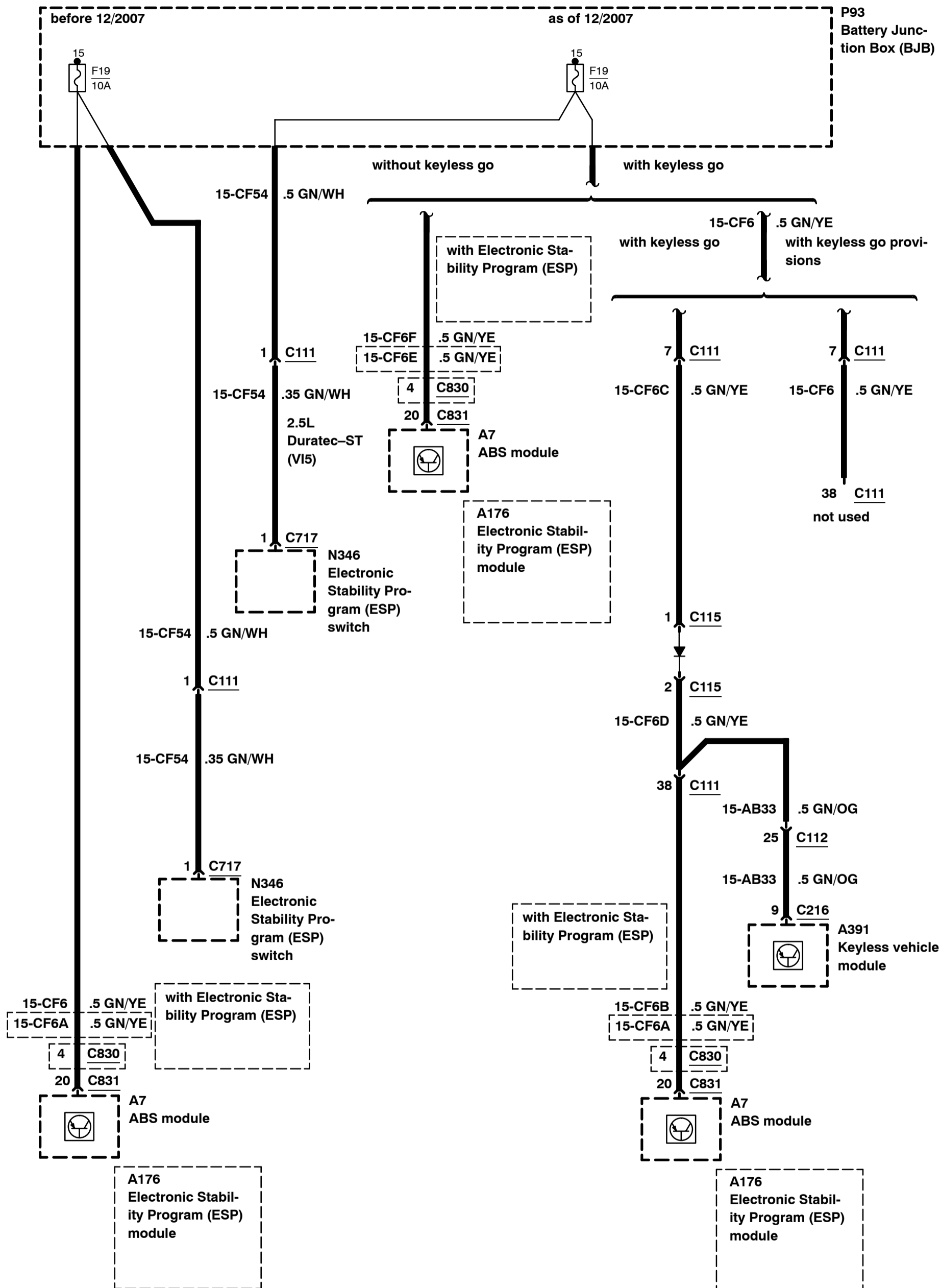


2008
700-03-00-10
2008.75
Focus

Fuse Details – F13, F14, F15, F16, F17, F18

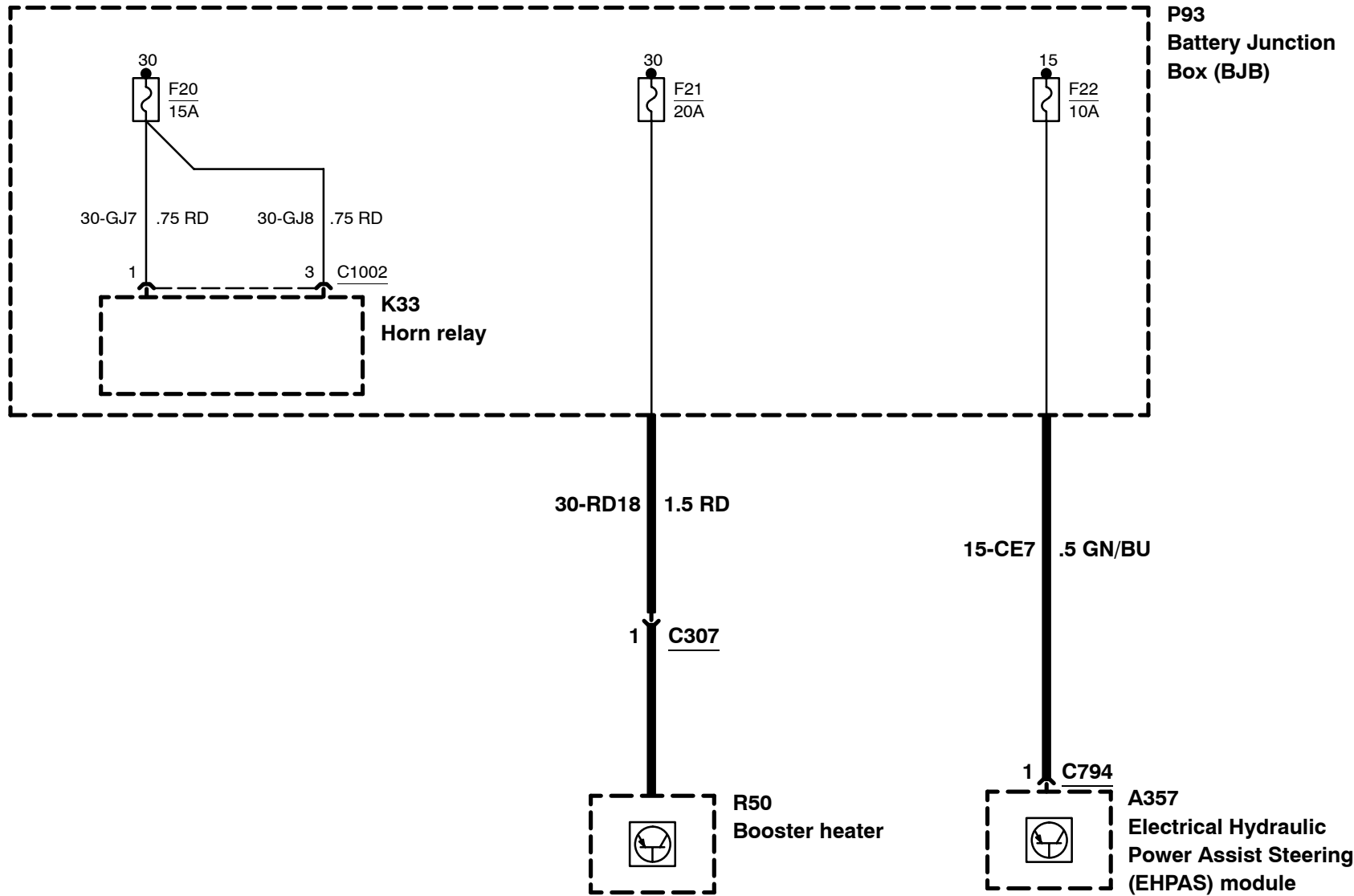


Fuse Details – F19



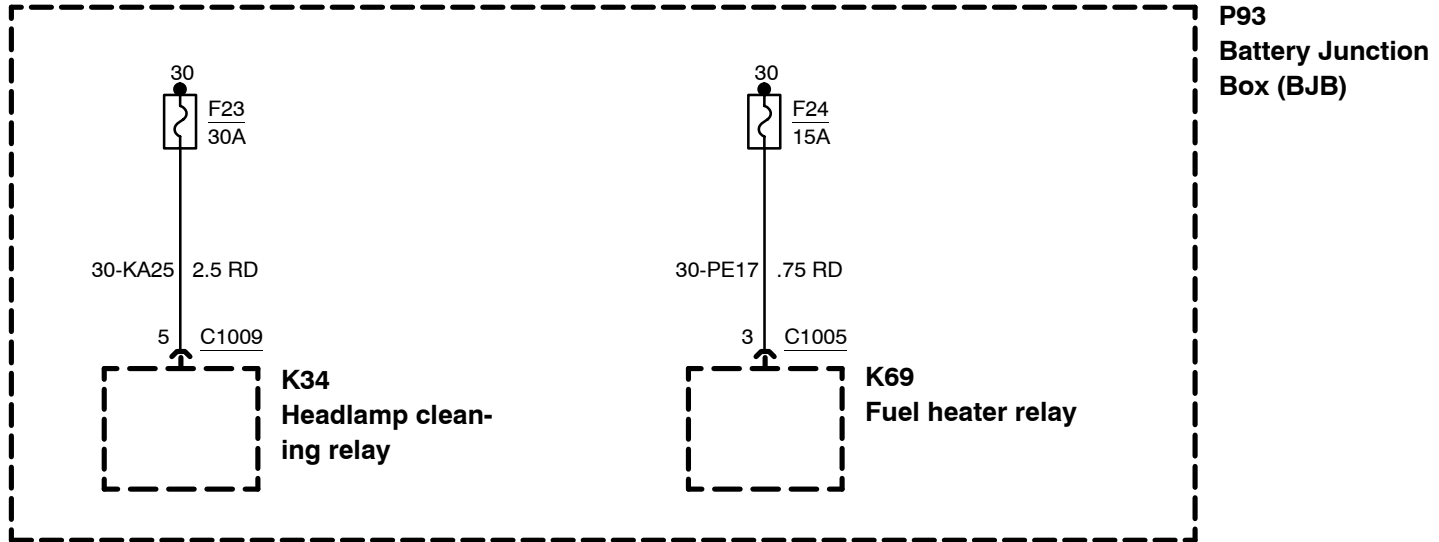
2008
700-03-00-12
2008.75
Focus

Fuse Details – F20, F21, F22

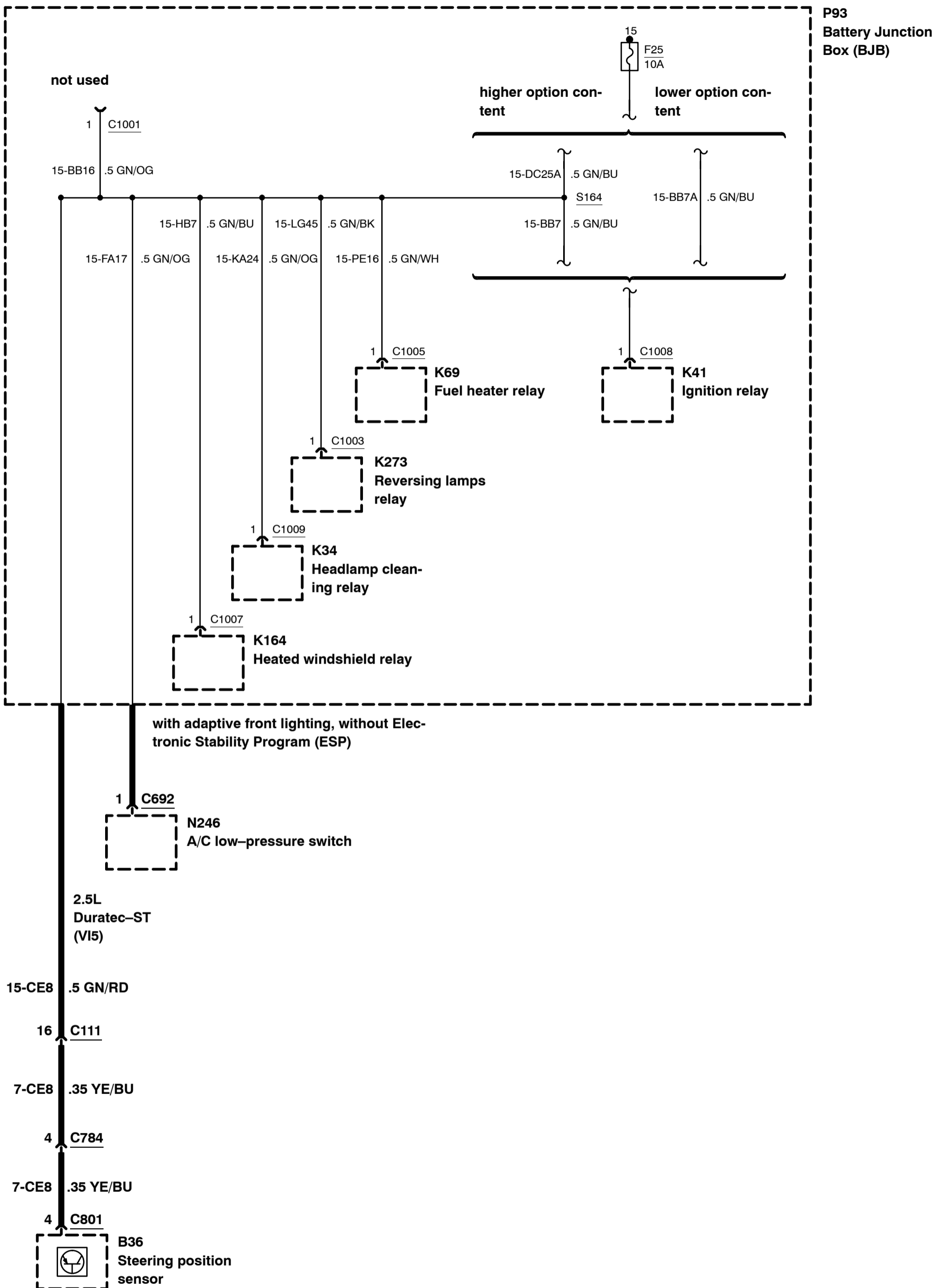


2008
700-03-00-13
2008.75
Focus

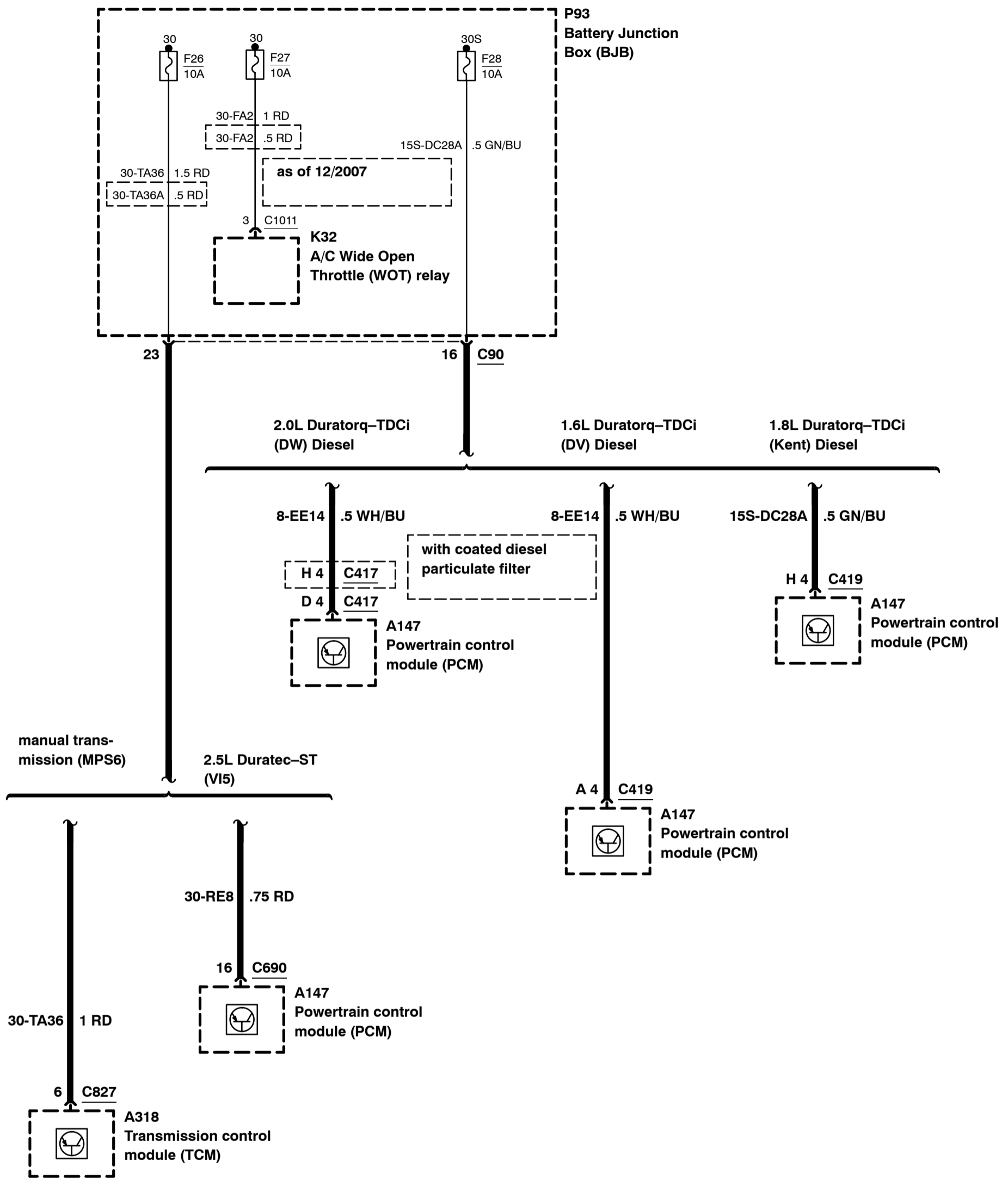
Fuse Details – F23, F24



Fuse Details – F25

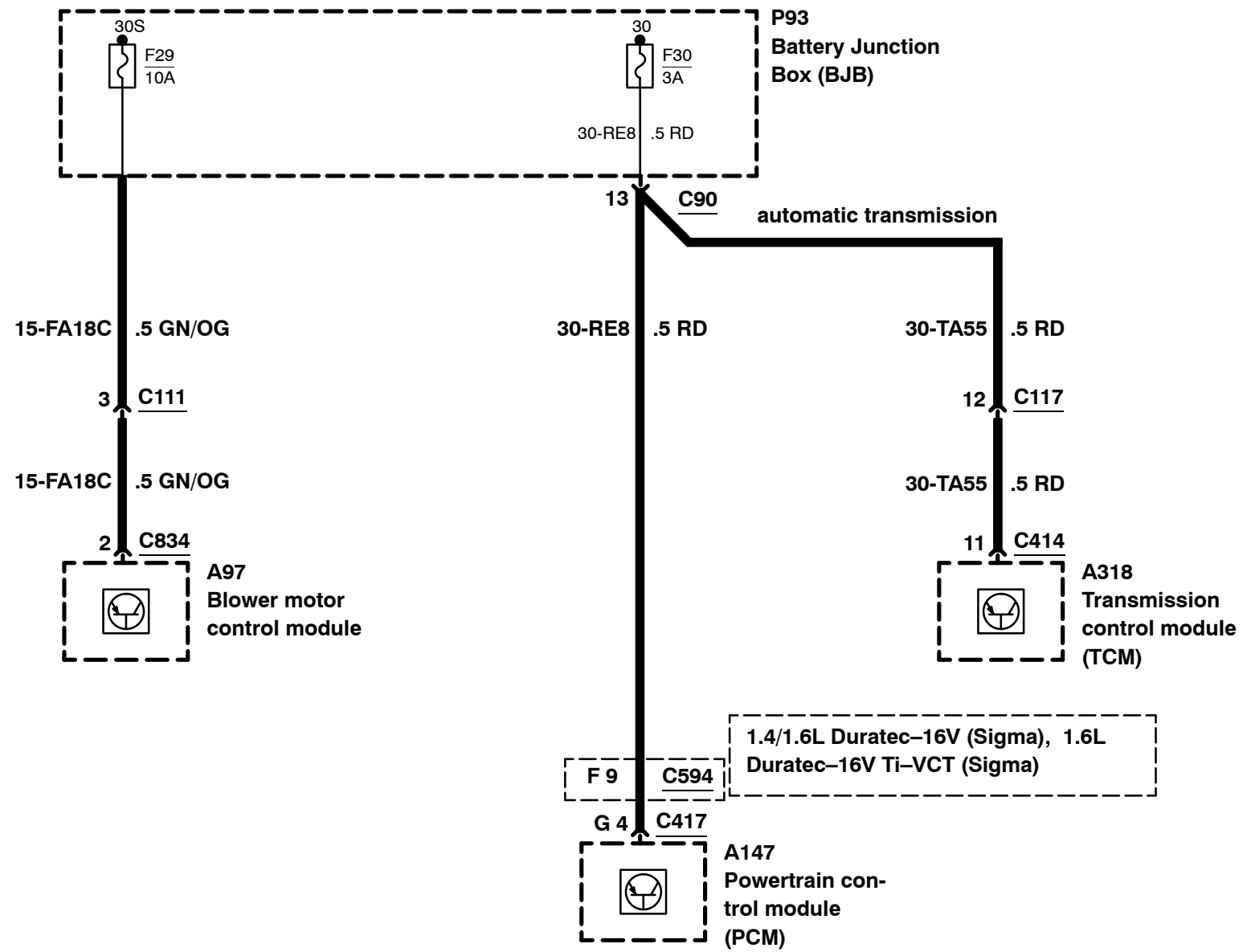


Fuse Details – F26, F27, F28



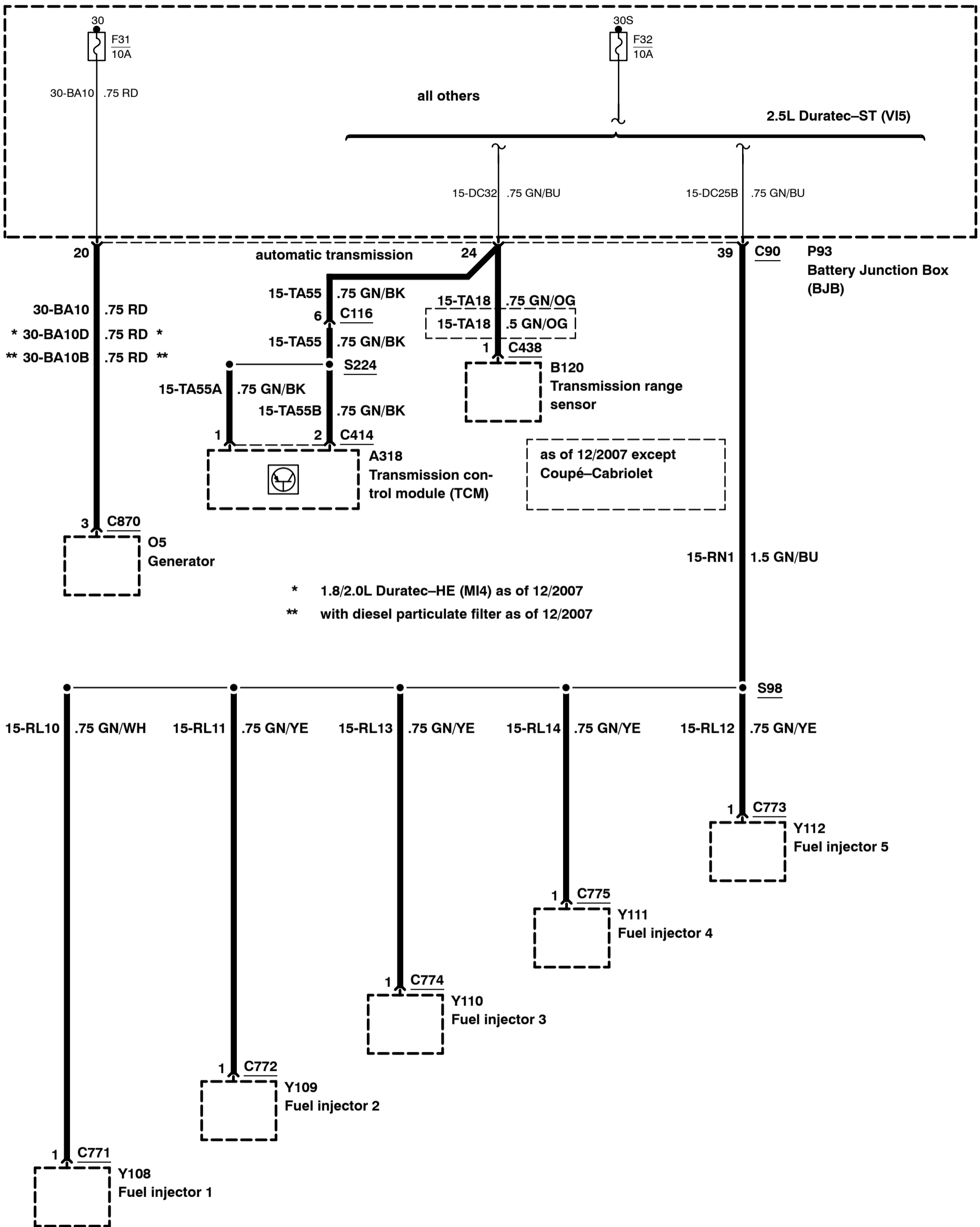
2008
700-03-00-16
2008.75
Focus

Fuse Details – F29, F30



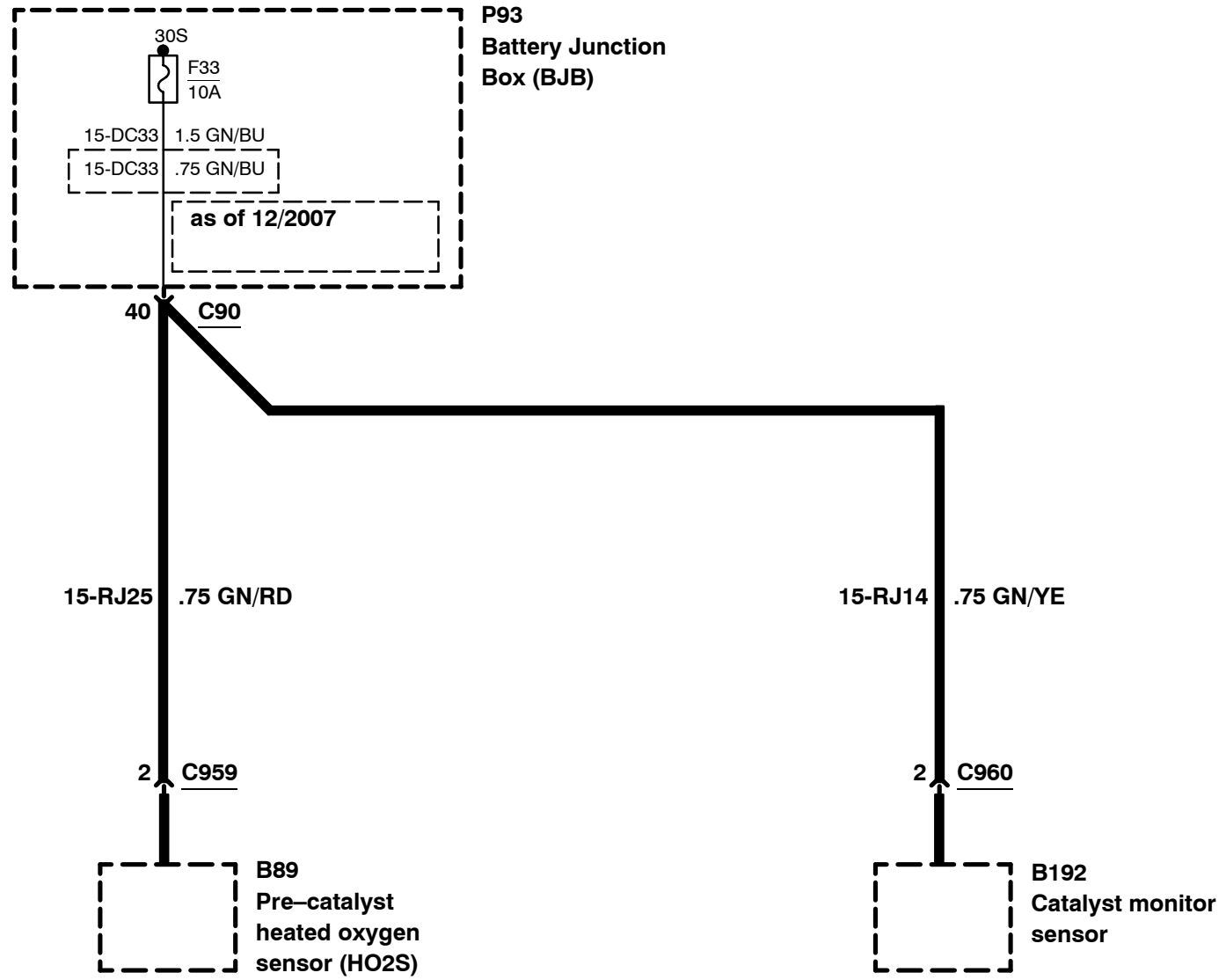
Fuse Details – F31, F32

2008
700-03-00-17
2008.75
Focus

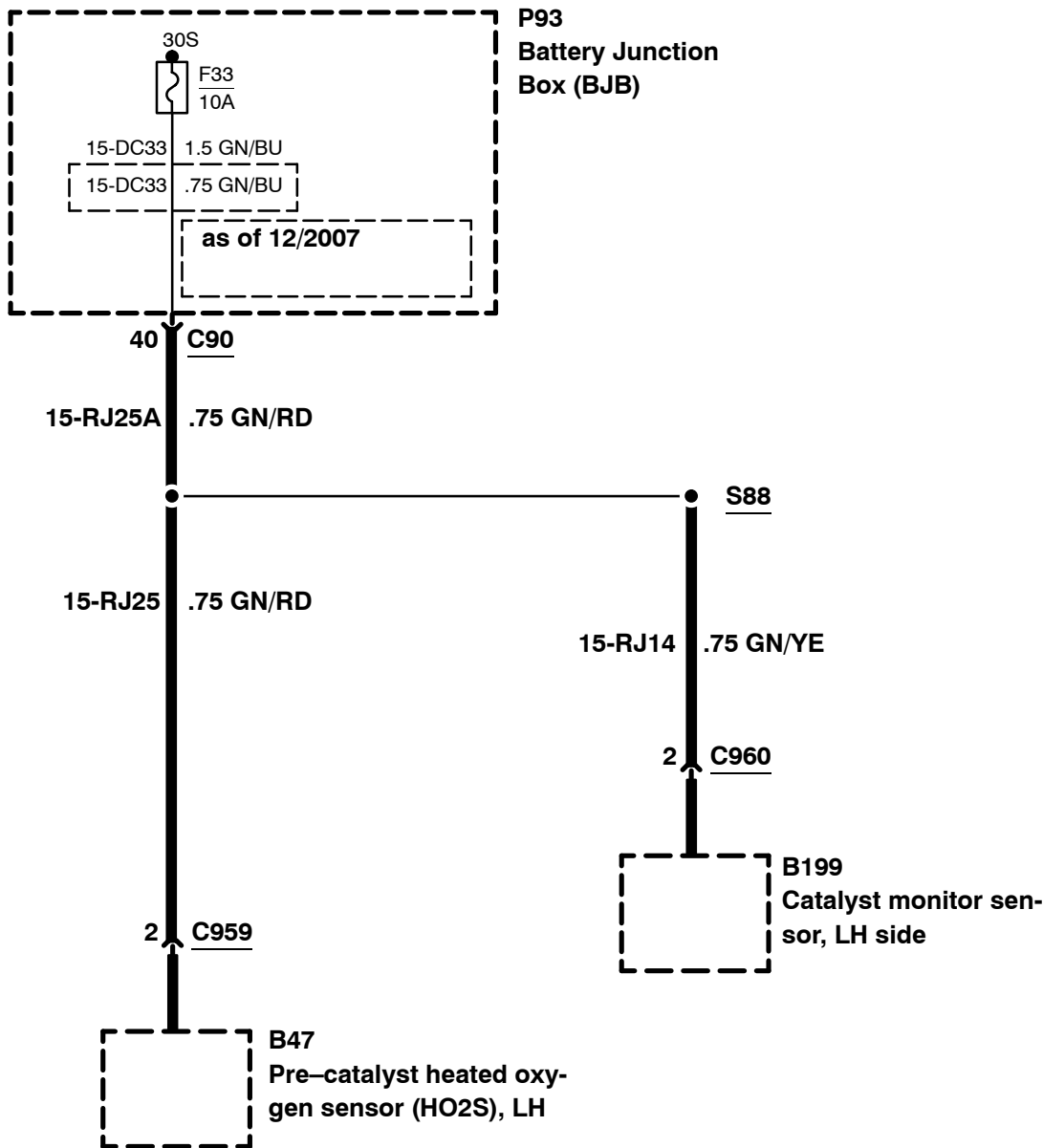


2008
700-03-00-18
2008.75
Focus

Fuse Details – F33, 1.4/1.6L Duratec–16V (Sigma)

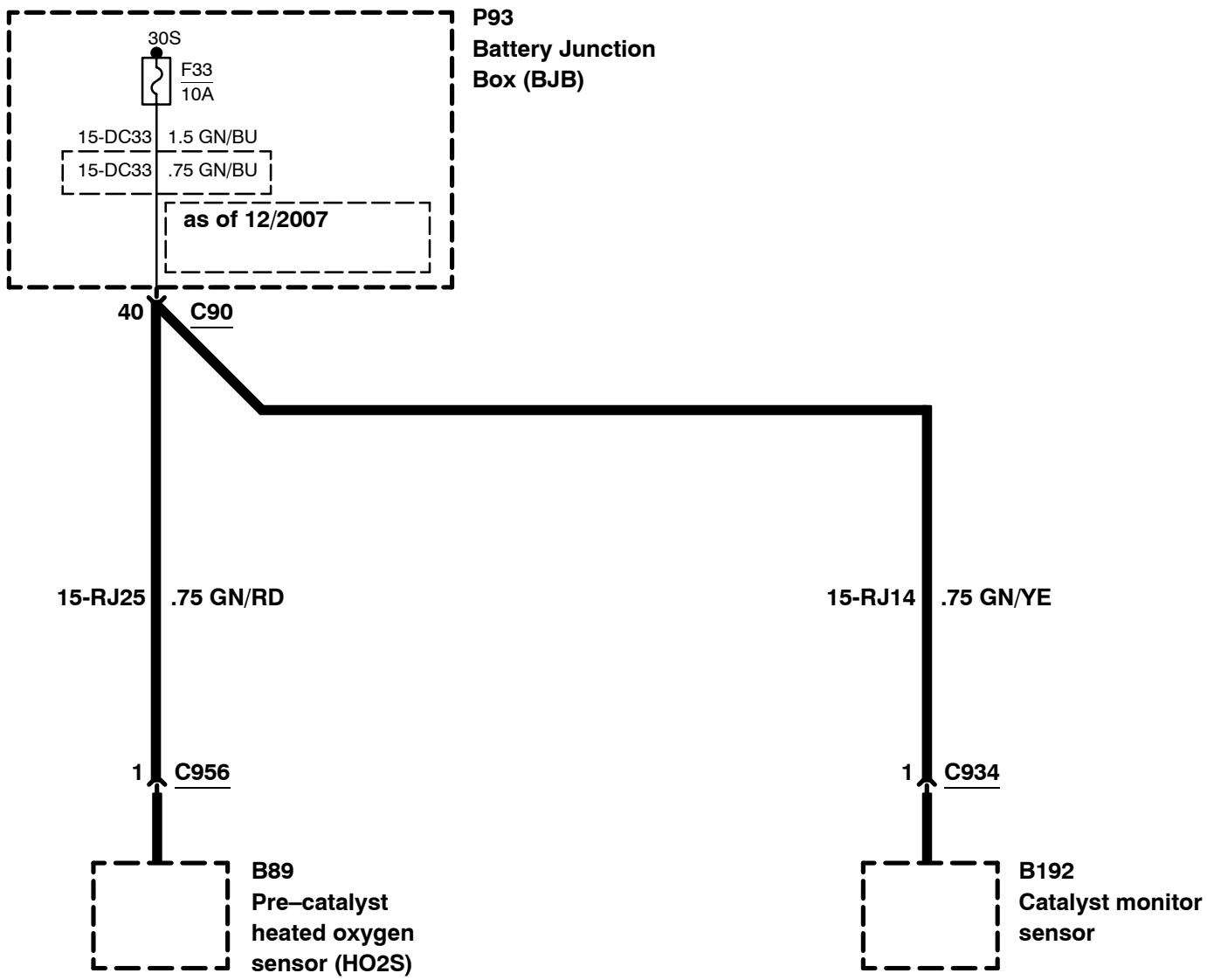


Fuse Details – F33, 1.6L Duratec–16V Ti–VCT (Sigma)



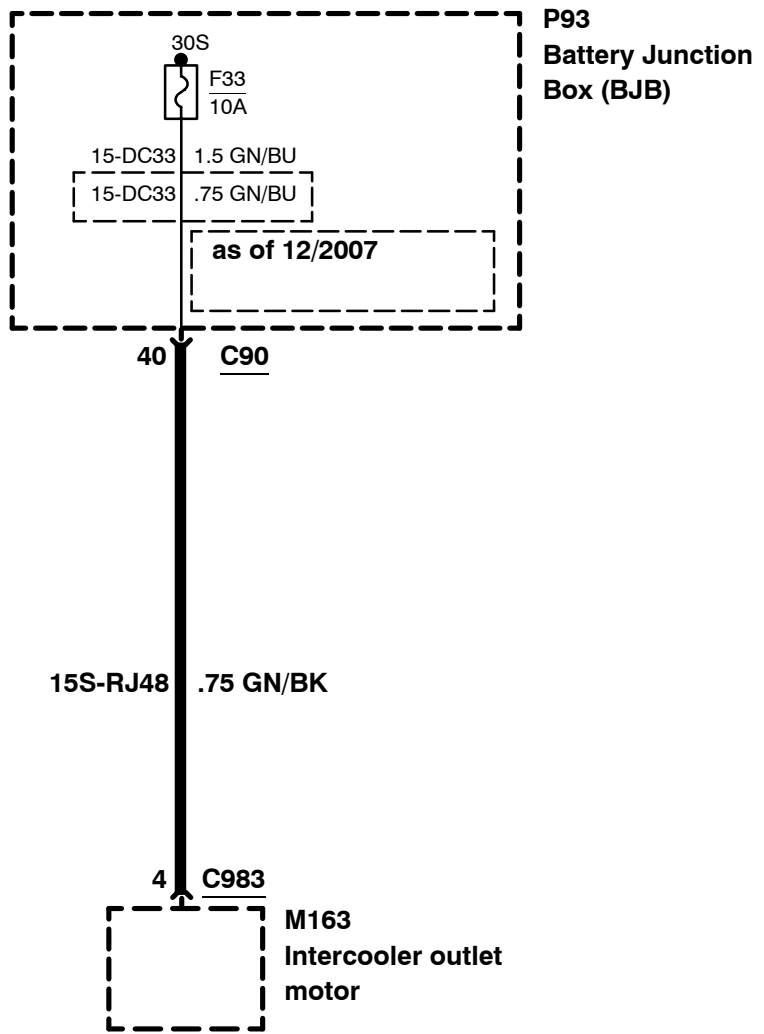
2008
700-03-00-20
2008.75
Focus

Fuse Details – F33, 1.8/2.0L Duratec–HE (MI4)



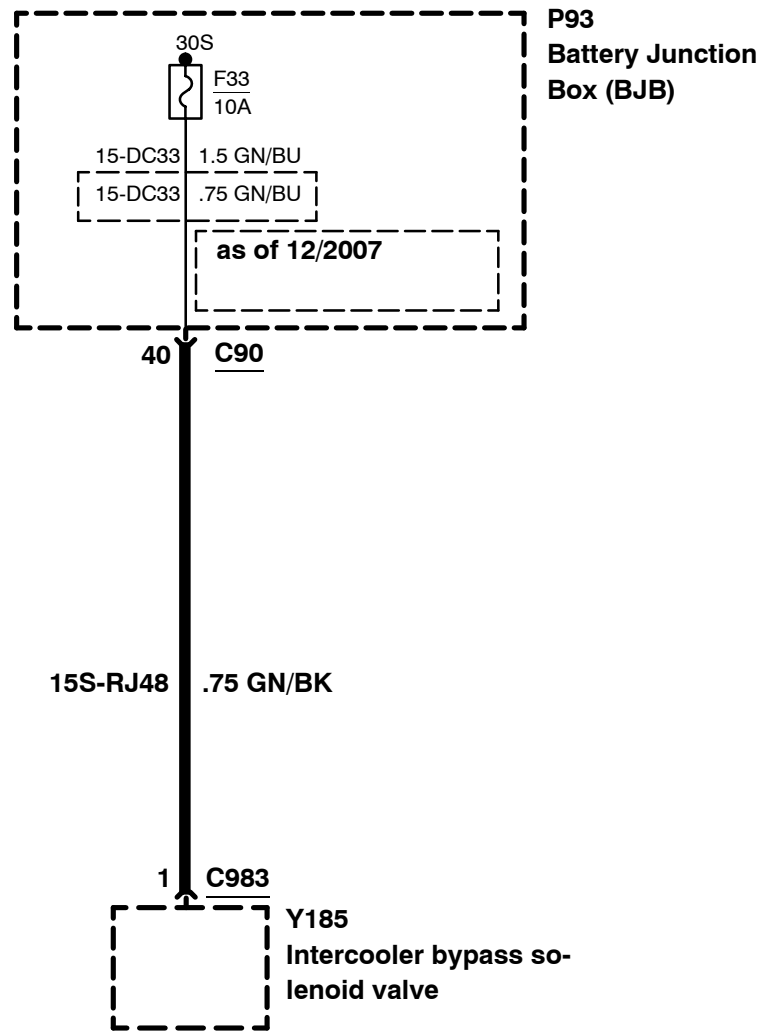
2008
700-03-00-21
2008.75
Focus

Fuse Details – F33, 1.6L Duratorq–TDCi (DV) Diesel



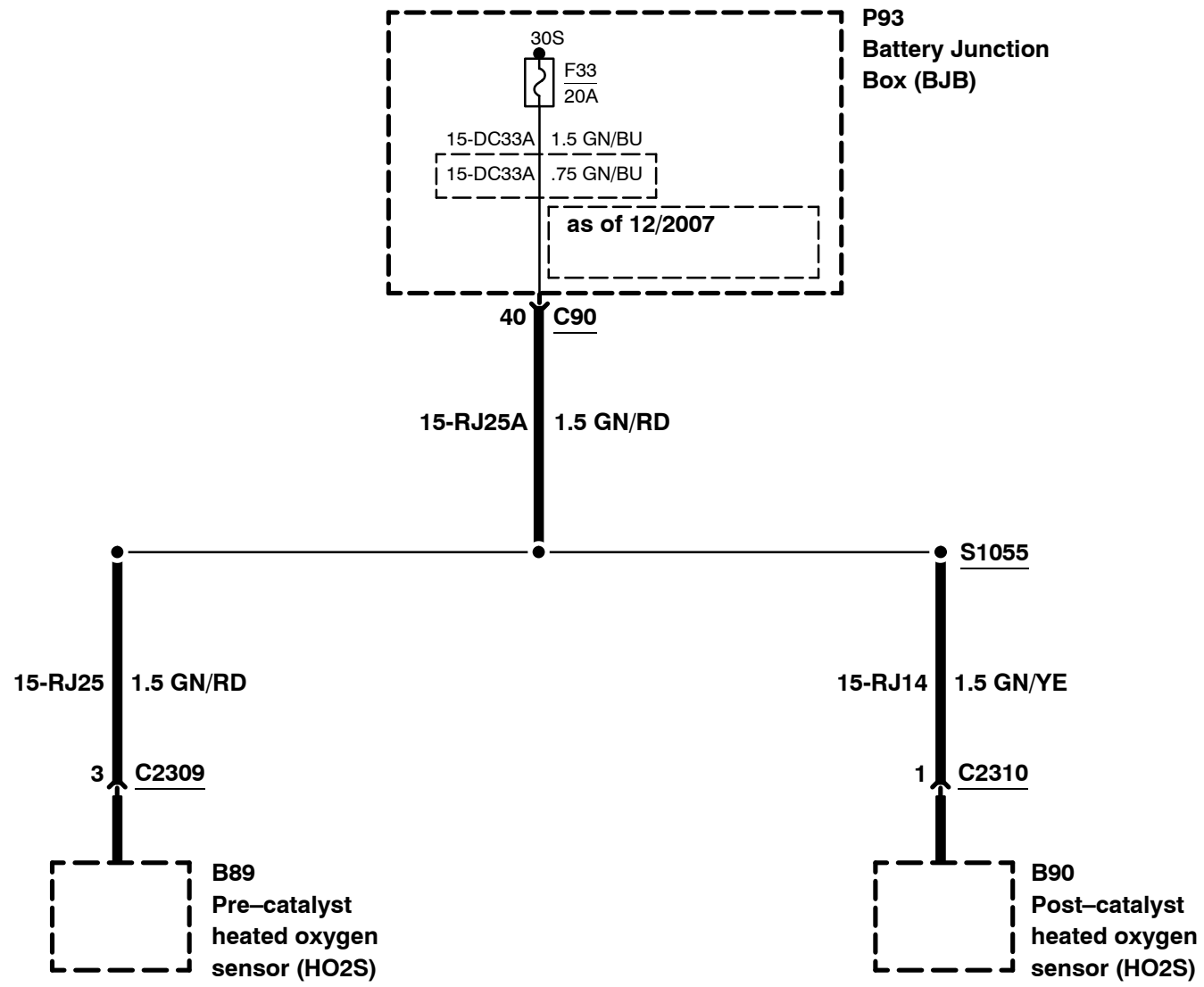
2008
700-03-00-22
2008.75
Focus

Fuse Details – F33, 2.0L Duratorq–TDCi (DW) Diesel



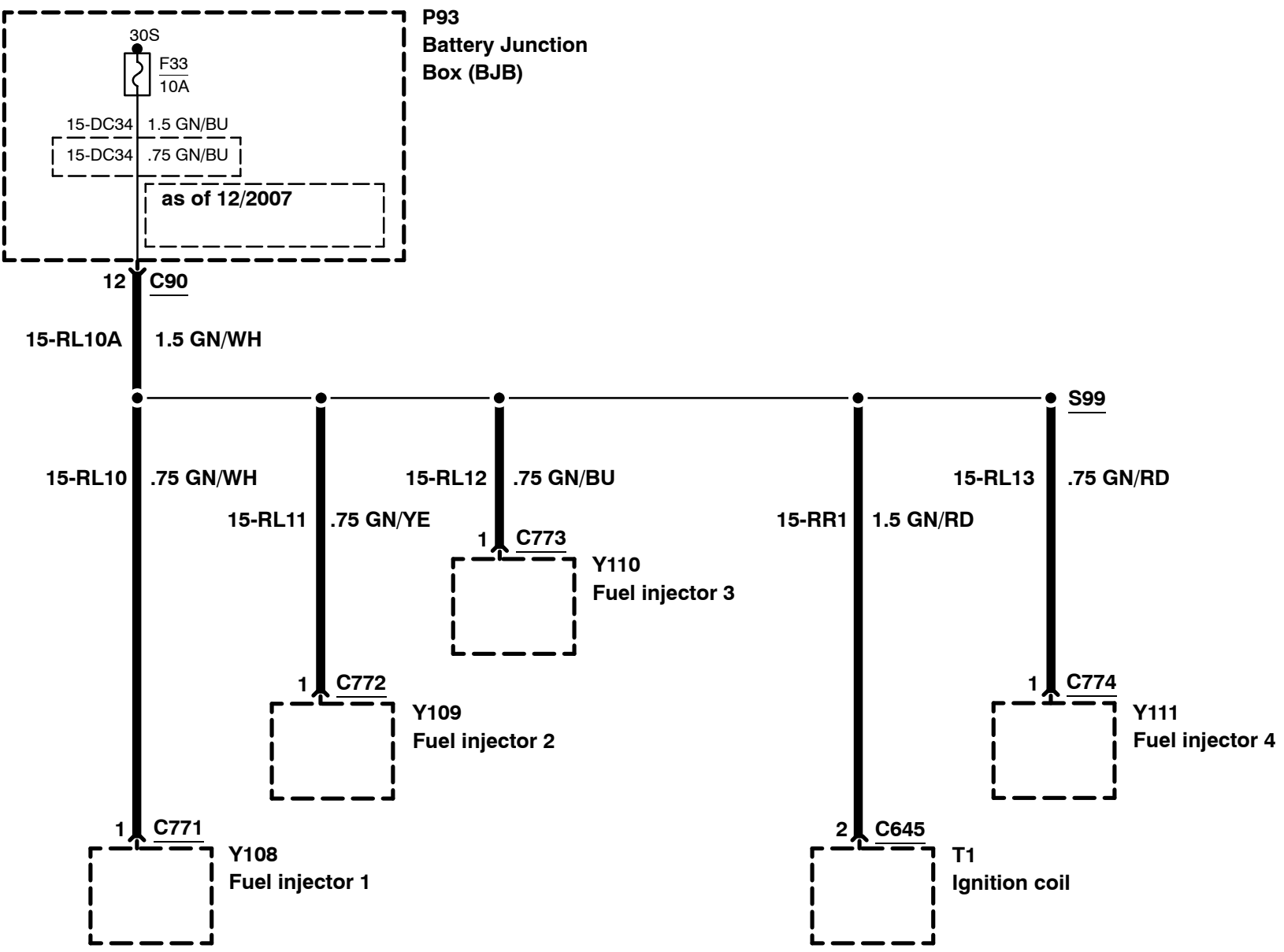
2008
700-03-00-23
2008.75
Focus

Fuse Details – F33, 2.5L Duratec–ST (VI5)



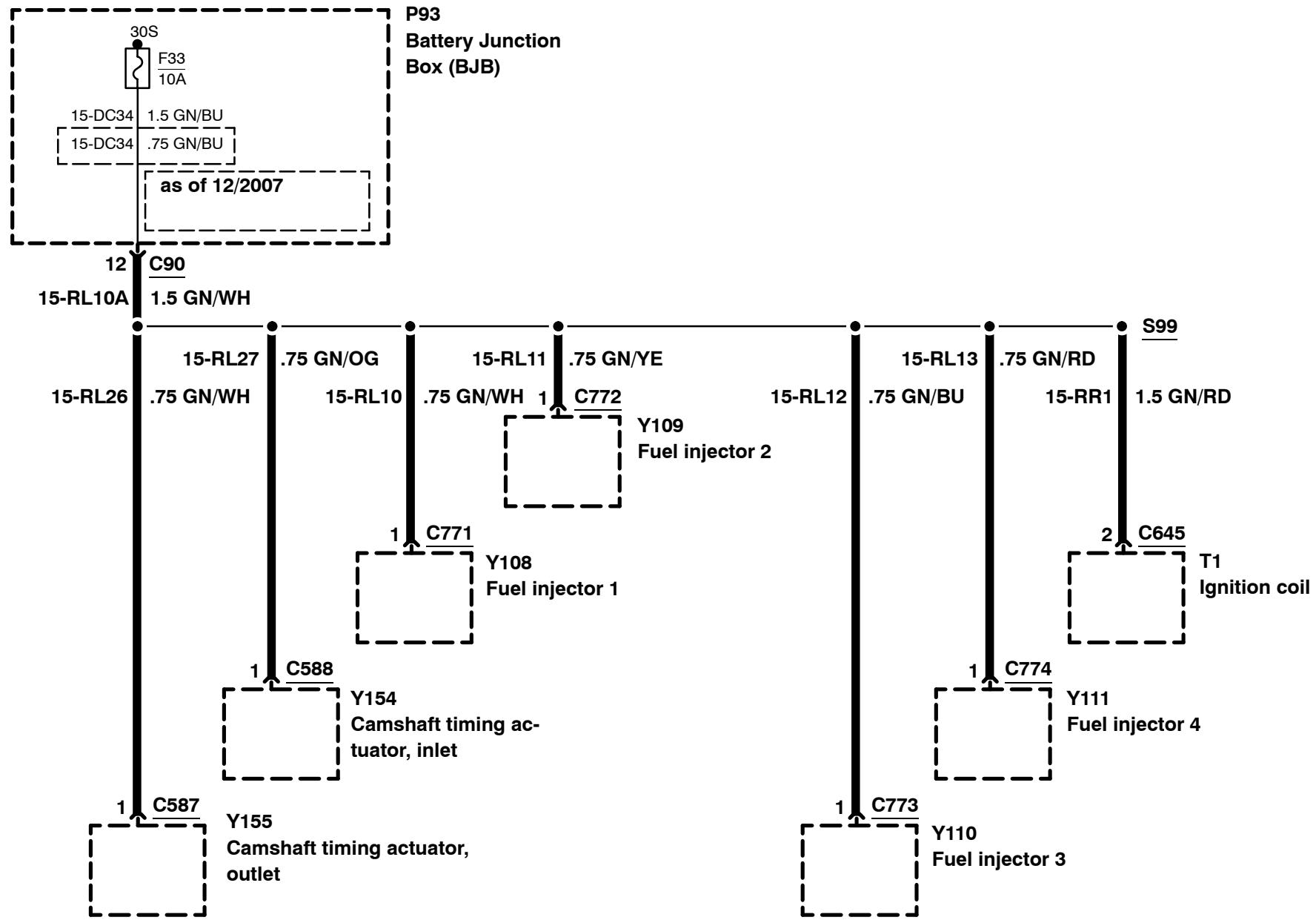
2008
700-03-00-24
2008.75
Focus

Fuse Details – F34, 1.4/1.6L Duratec–16V (Sigma)



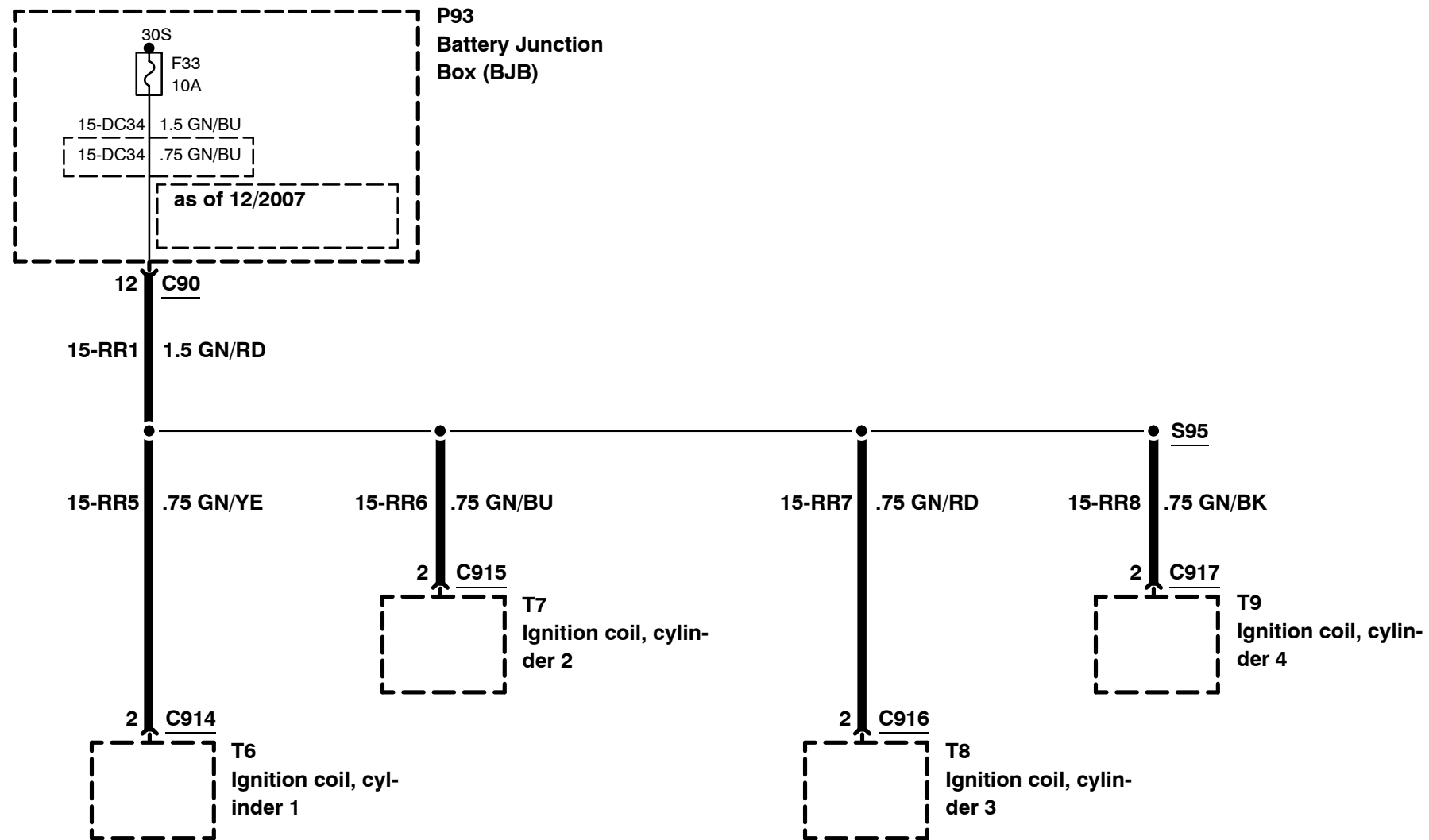
2008
700-03-00-25
2008.75
Focus

Fuse Details – F34, 1.6L Duratec–16V Ti–VCT (Sigma)



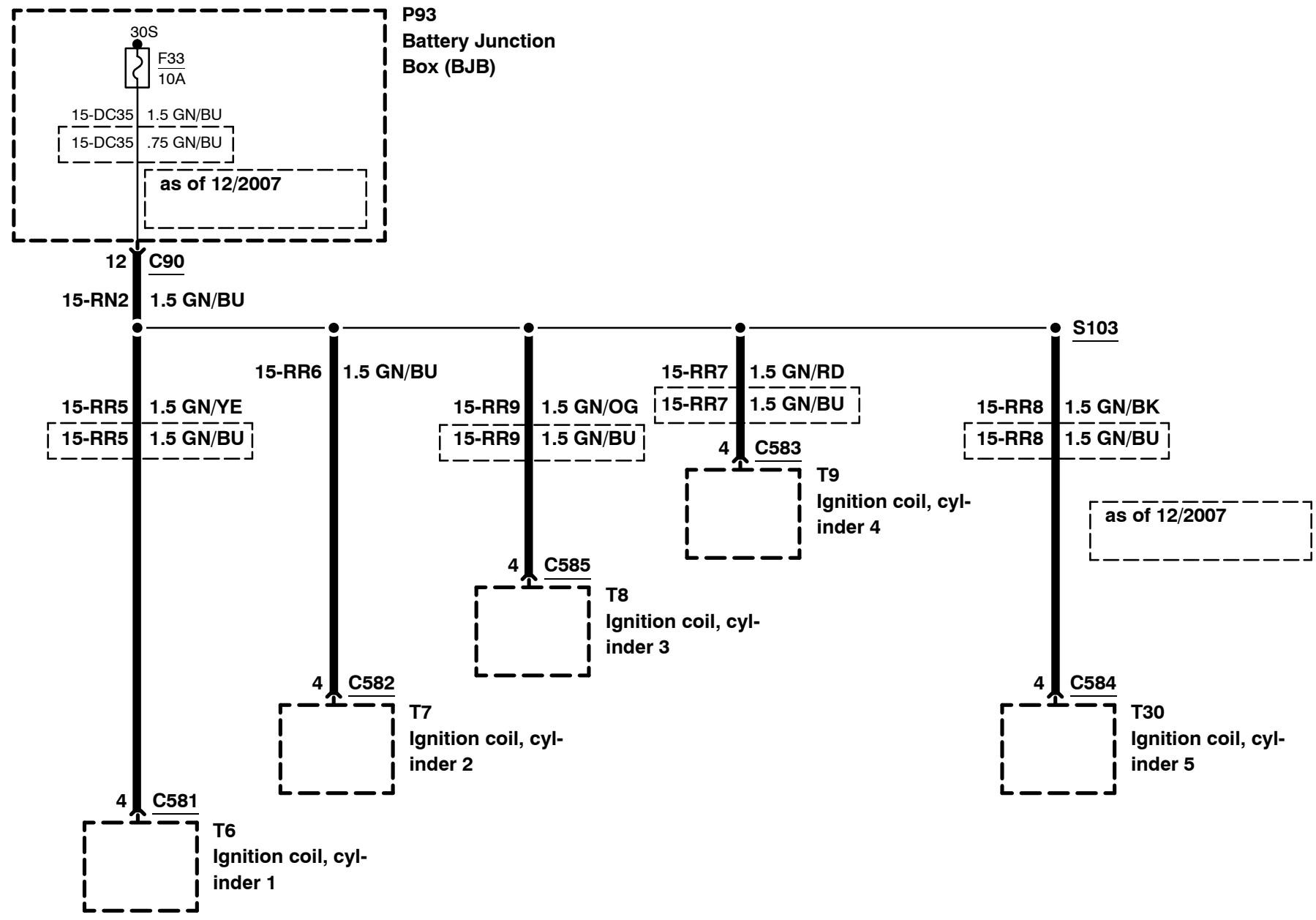
2008
700-03-00-26
2008.75
Focus

Fuse Details – F34, 1.8/2.0L Duratec–HE (MI4)



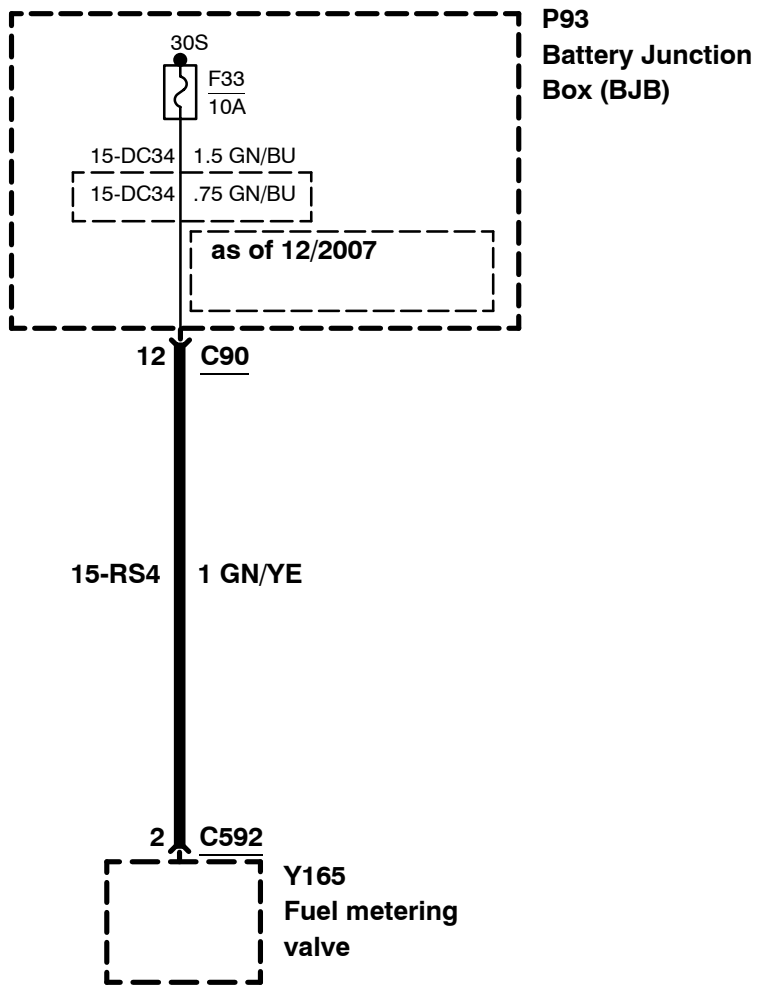
2008
700-03-00-27
2008.75
Focus

Fuse Details – F34, 2.5L Duratec–ST (VI5)



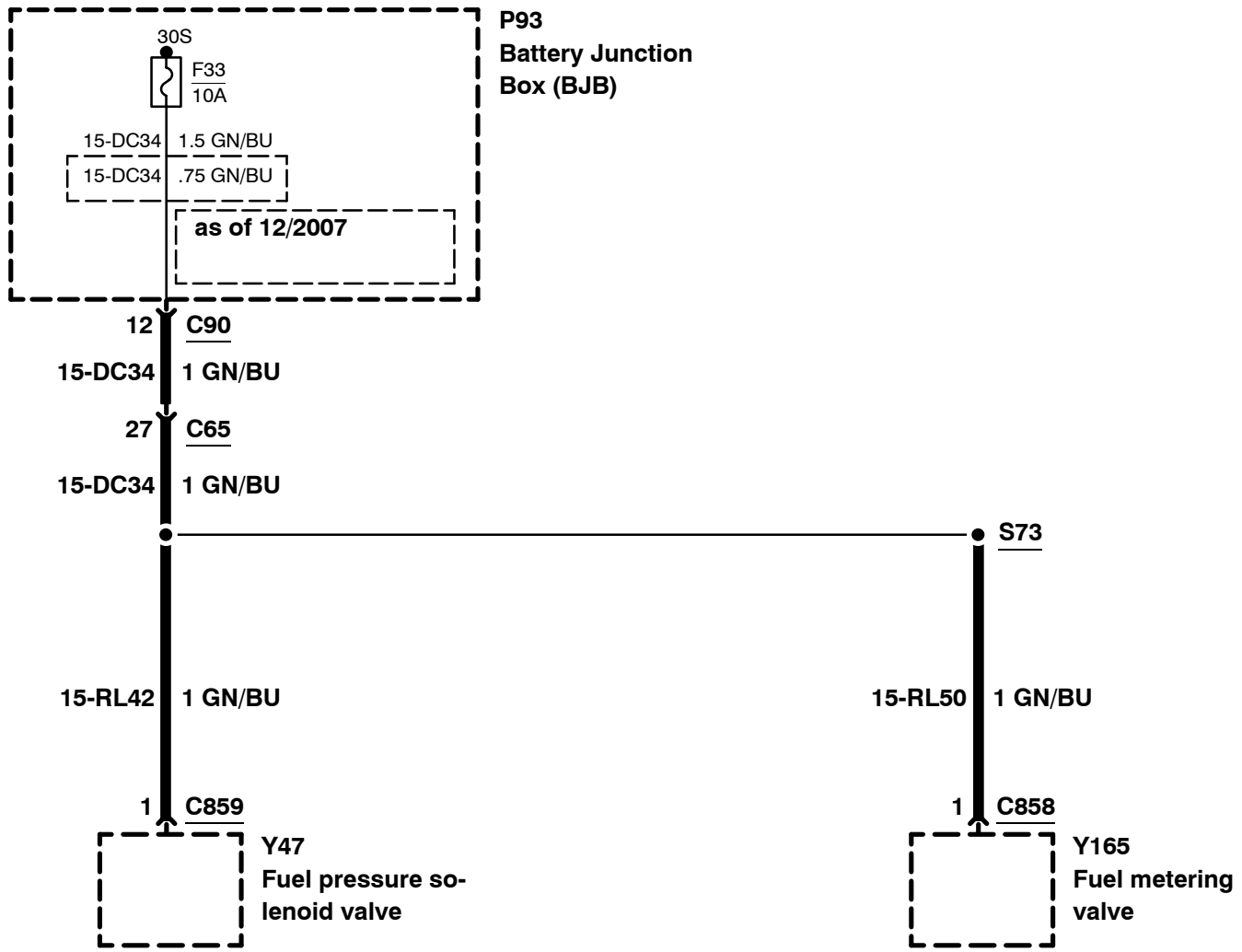
2008
700-03-00-28
2008.75
Focus

Fuse Details – F34, 1.6L Duratorq–TDCi (DV) Diesel



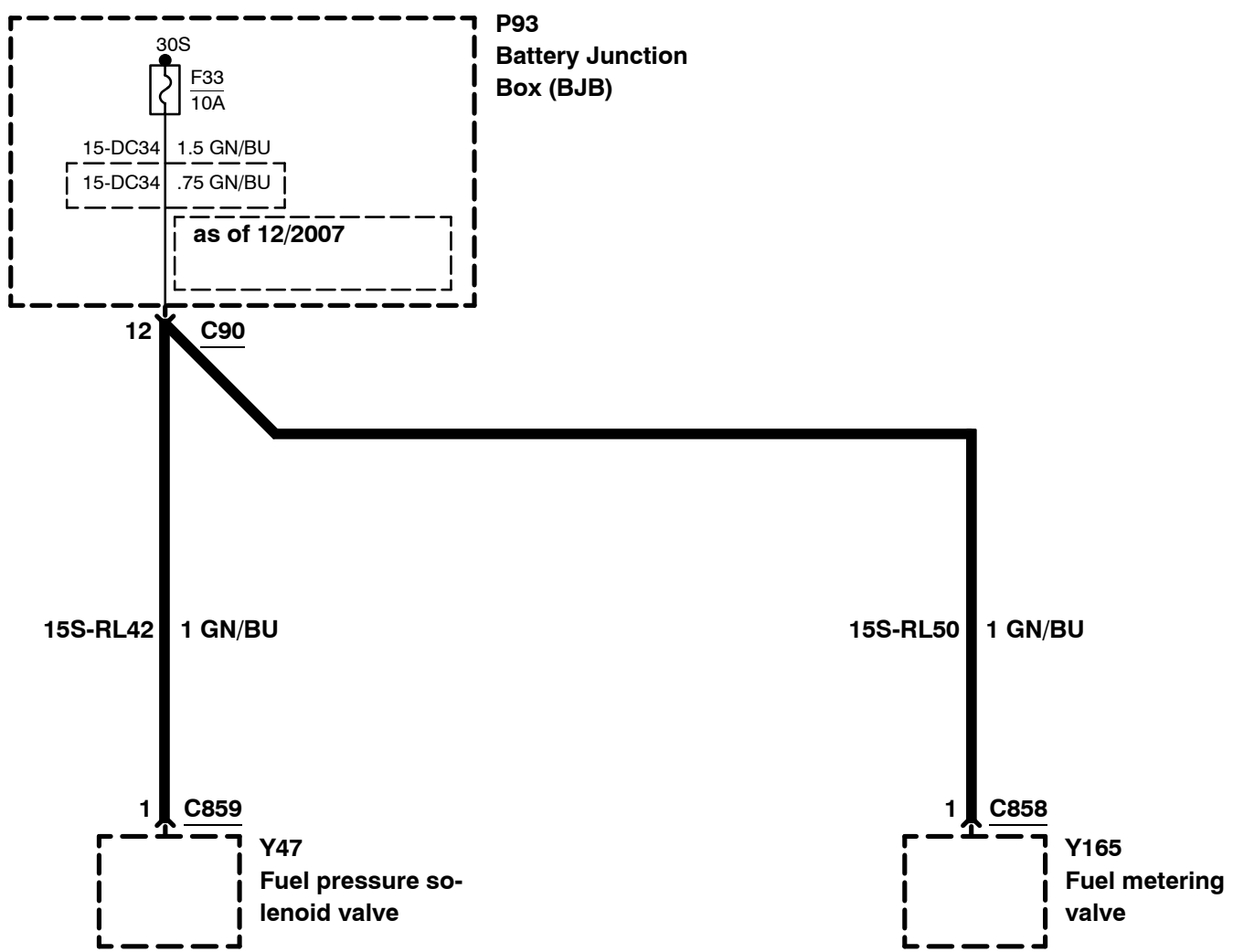
2008
700-03-00-29
2008.75
Focus

Fuse Details – F34, 1.8L Duratorq–TDCi (Kent) Diesel

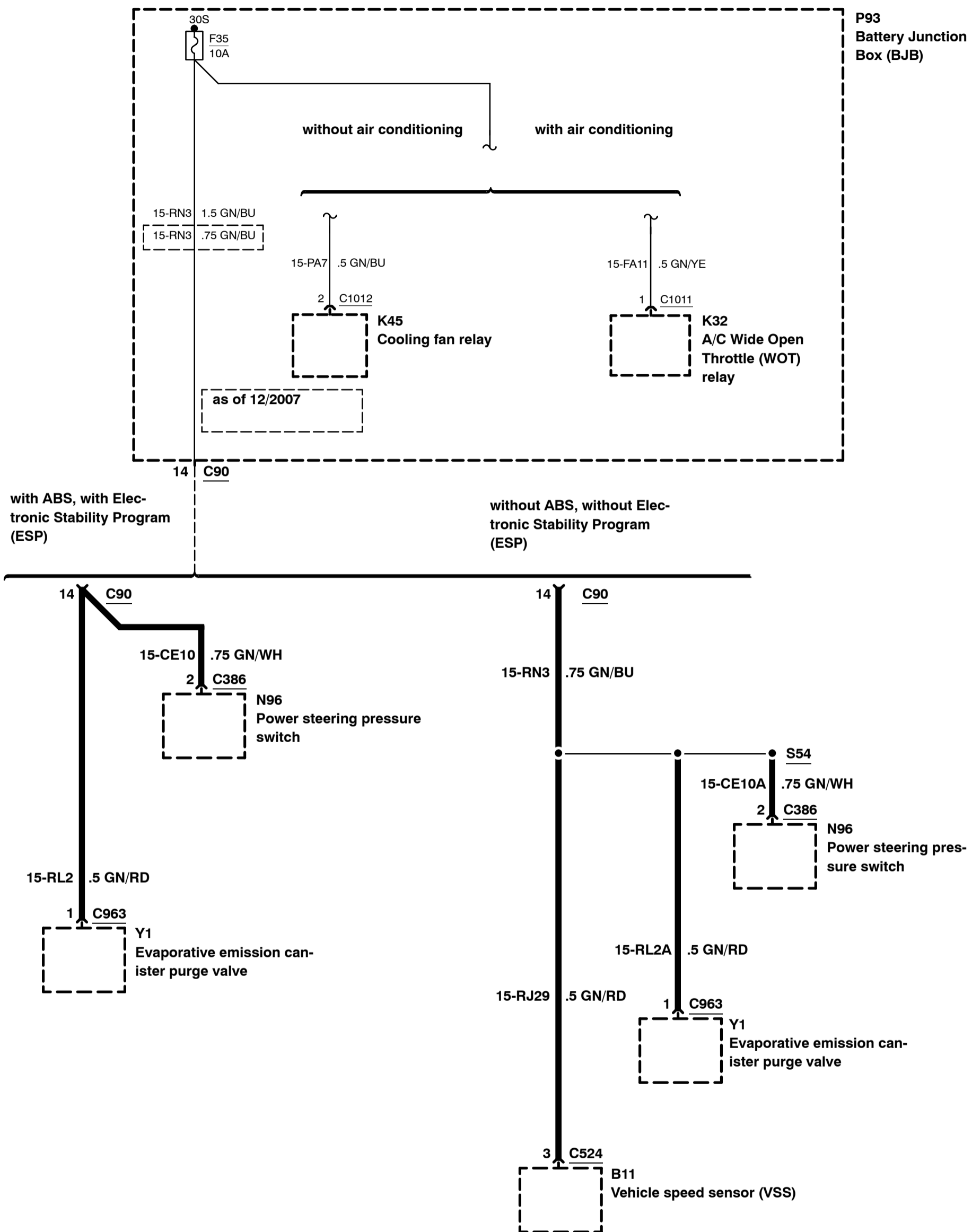


2008
700-03-00-30
2008.75
Focus

Fuse Details – F34, 2.0L Duratorq–TDCi (DW) Diesel

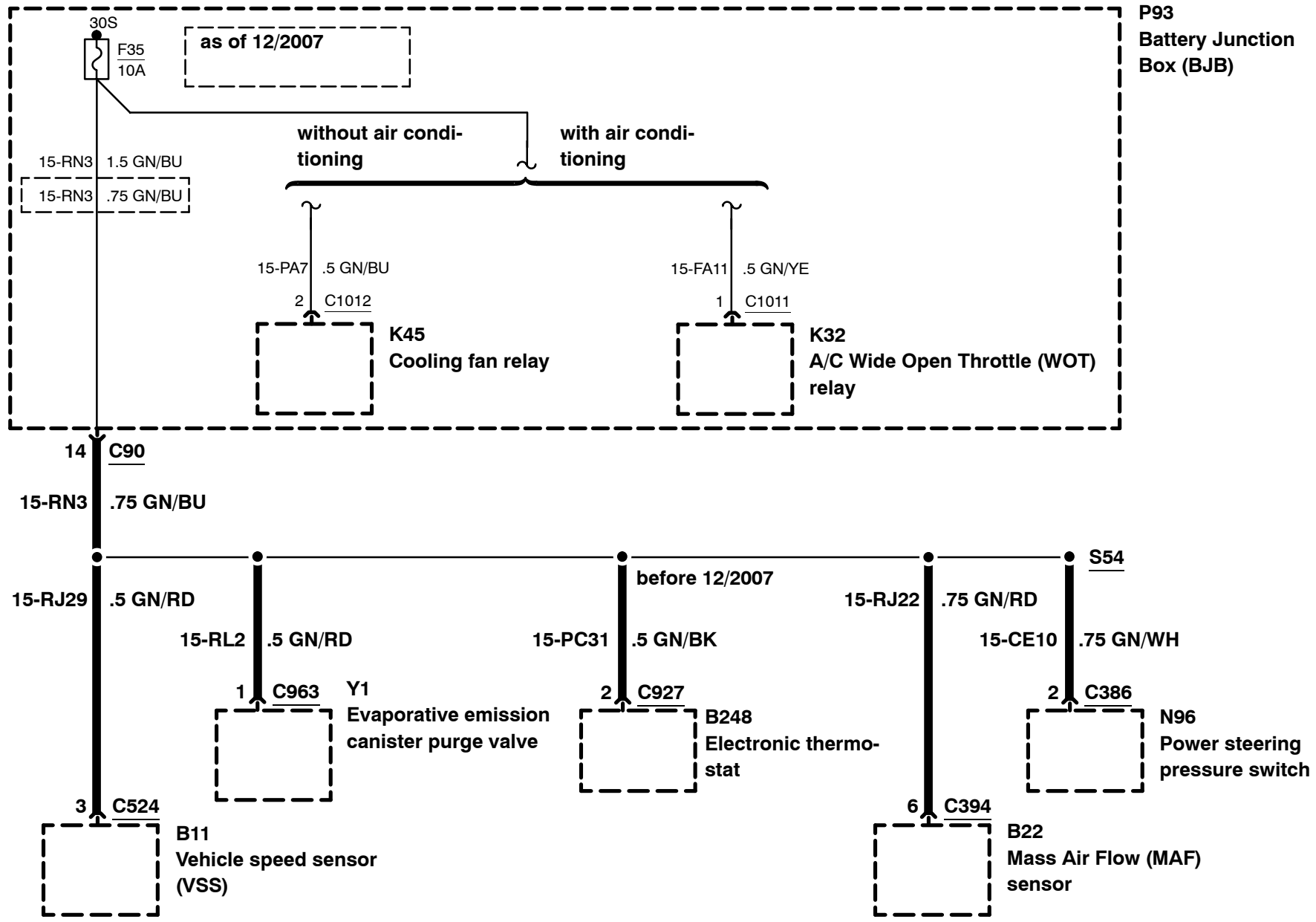


Fuse Details – F35, 1.4/1.6L Duratec–16V (Sigma)

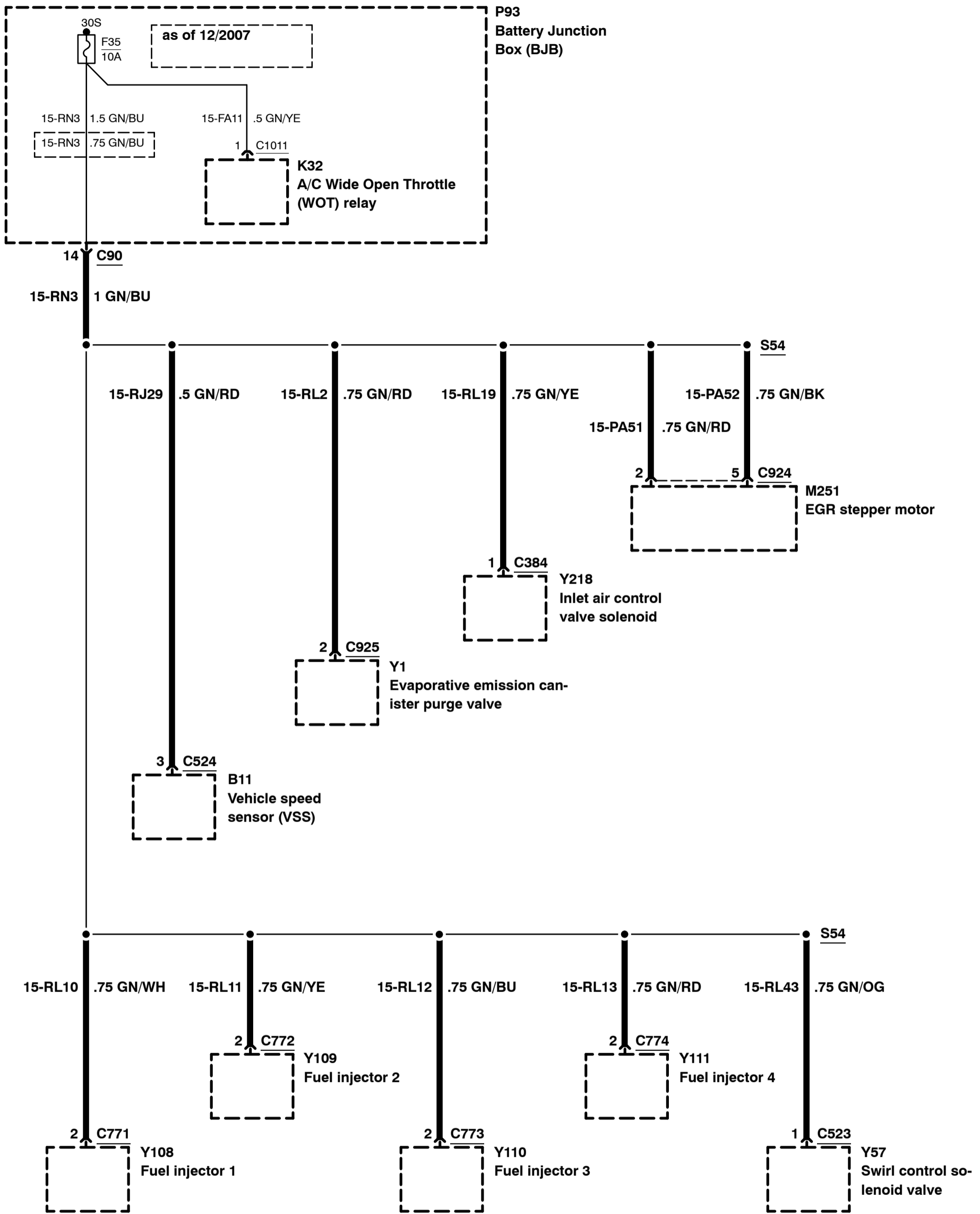


2008
700-03-00-32
2008.75
Focus

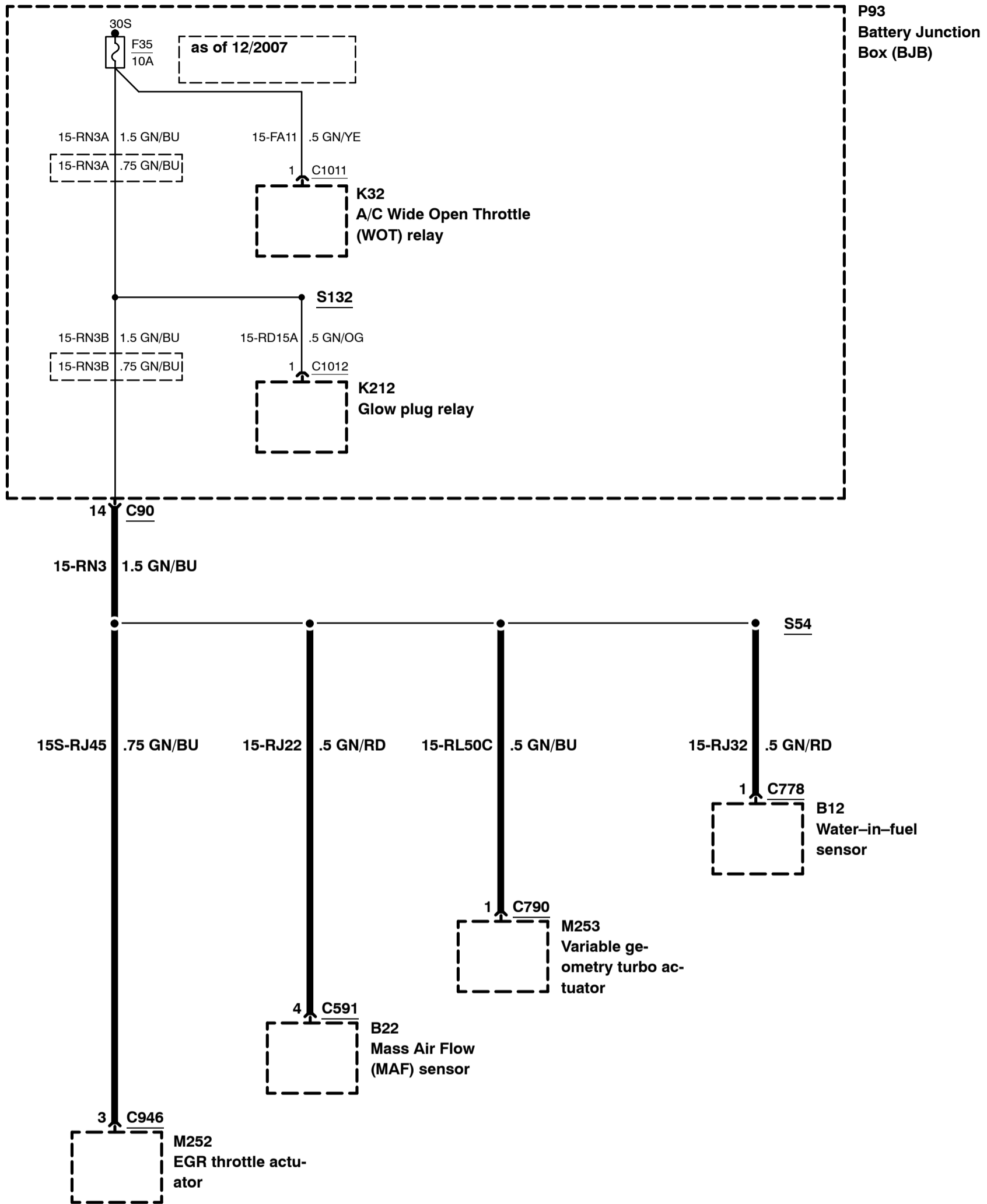
Fuse Details – F35, 1.6L Duratec–16V Ti–VCT (Sigma)



Fuse Details – F35, 1.8/2.0L Duratec–HE (MI4)

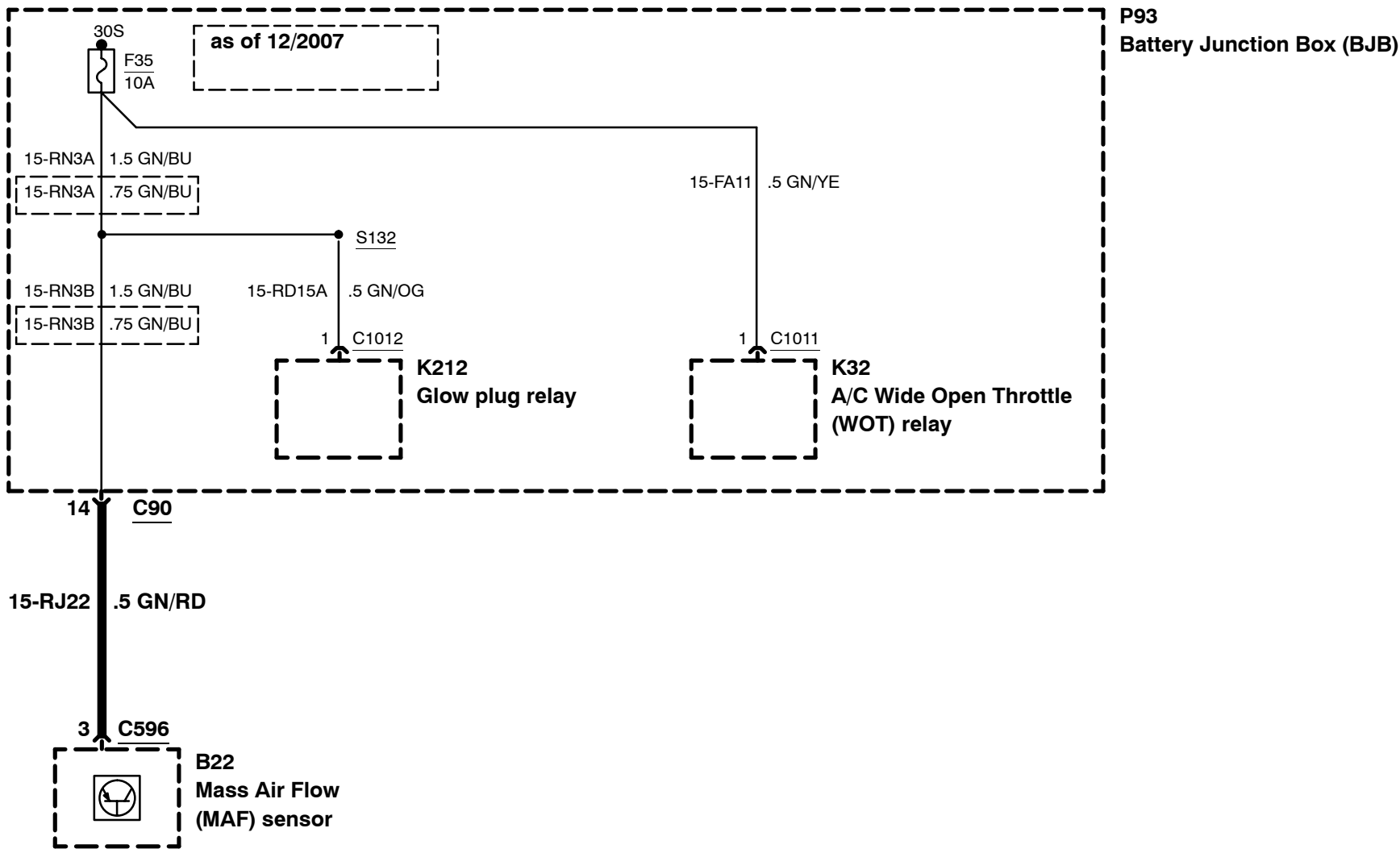


Fuse Details – F35, 1.6L Duratorq–TDCi (DV) Diesel

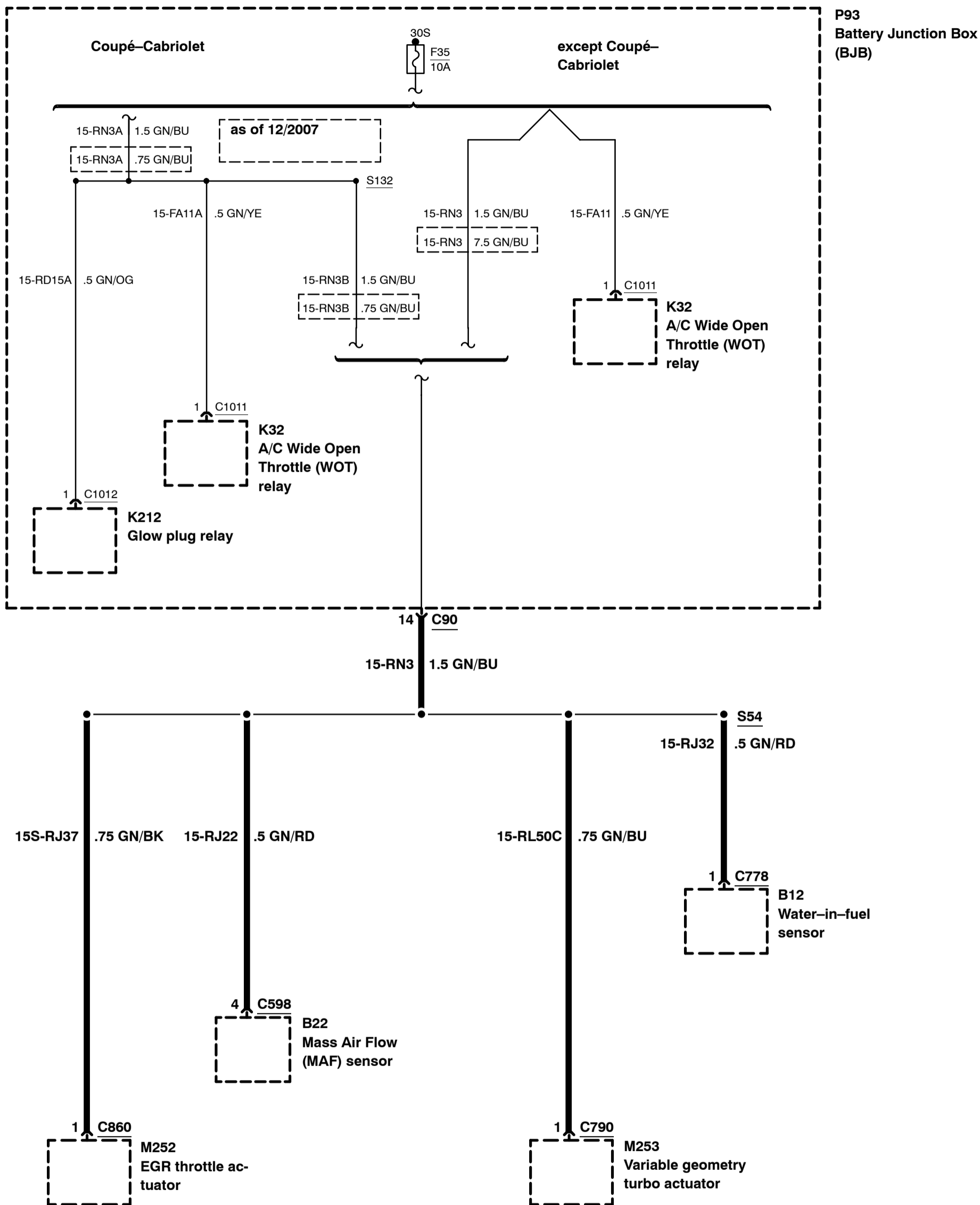


2008
700-03-00-35
2008.75
Focus

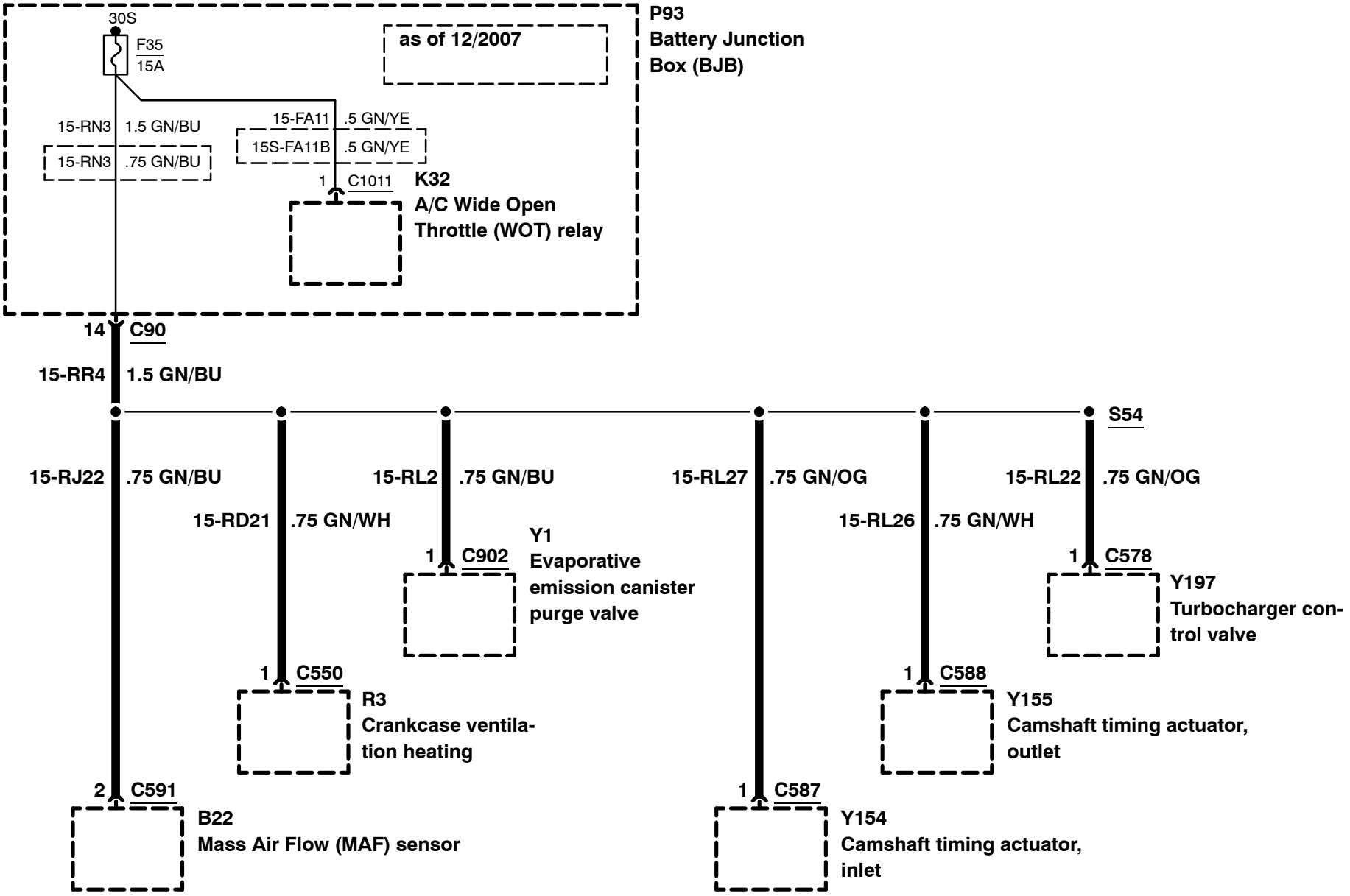
Fuse Details – F35, 1.8L Duratorq–TDCi (Kent) Diesel



Fuse Details – F35, 2.0L Duratorq–TDCi (DW) Diesel

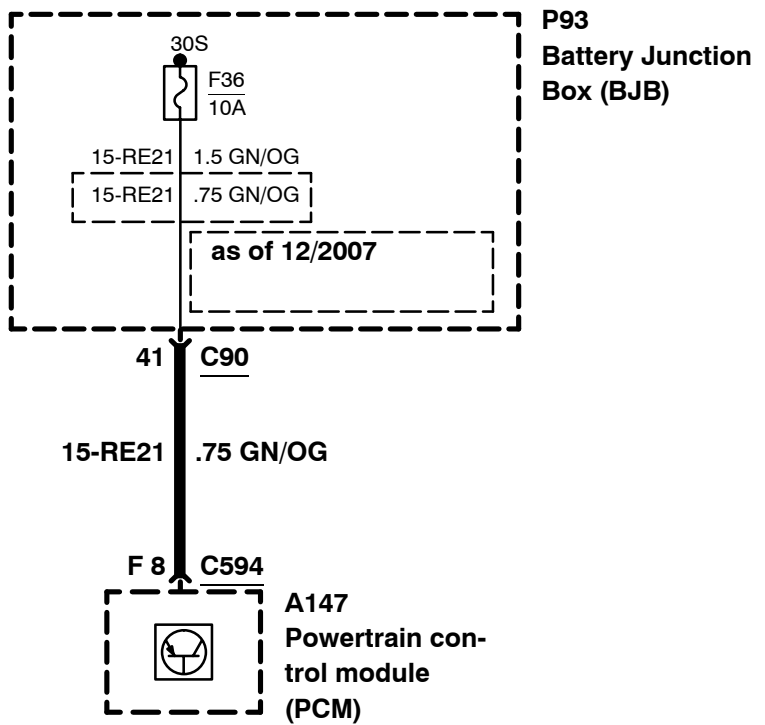


Fuse Details – F35, 2.5L Duratec–ST (VI5)



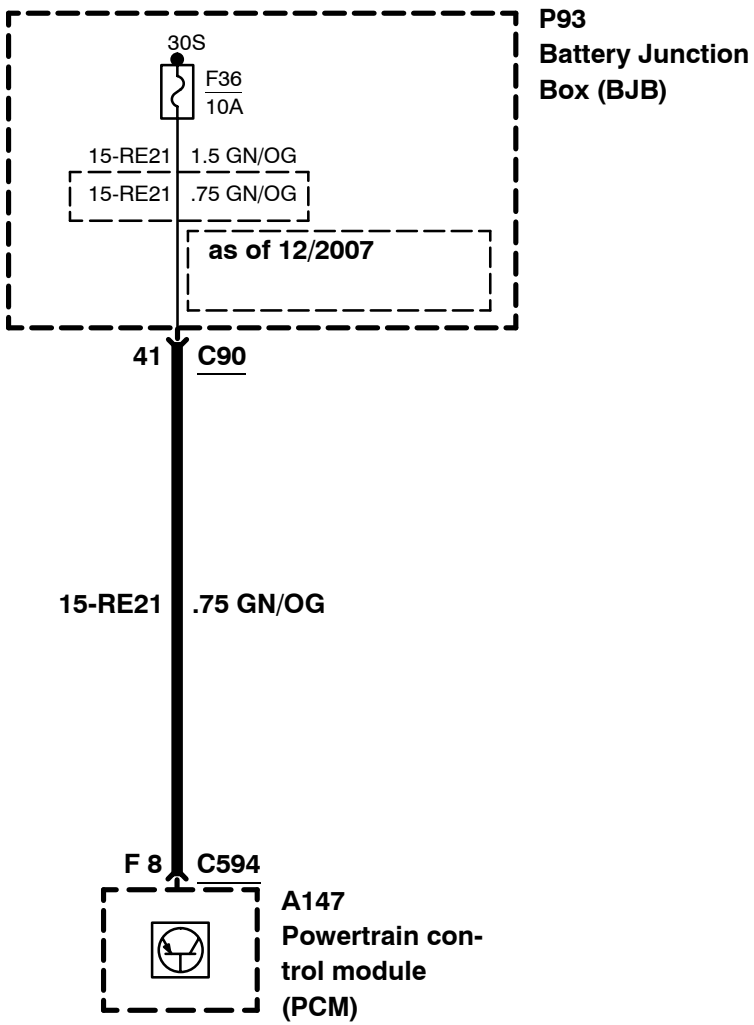
2008
700-03-00-38
2008.75
Focus

Fuse Details – F36, 1.4/1.6L Duratec–16V (Sigma)



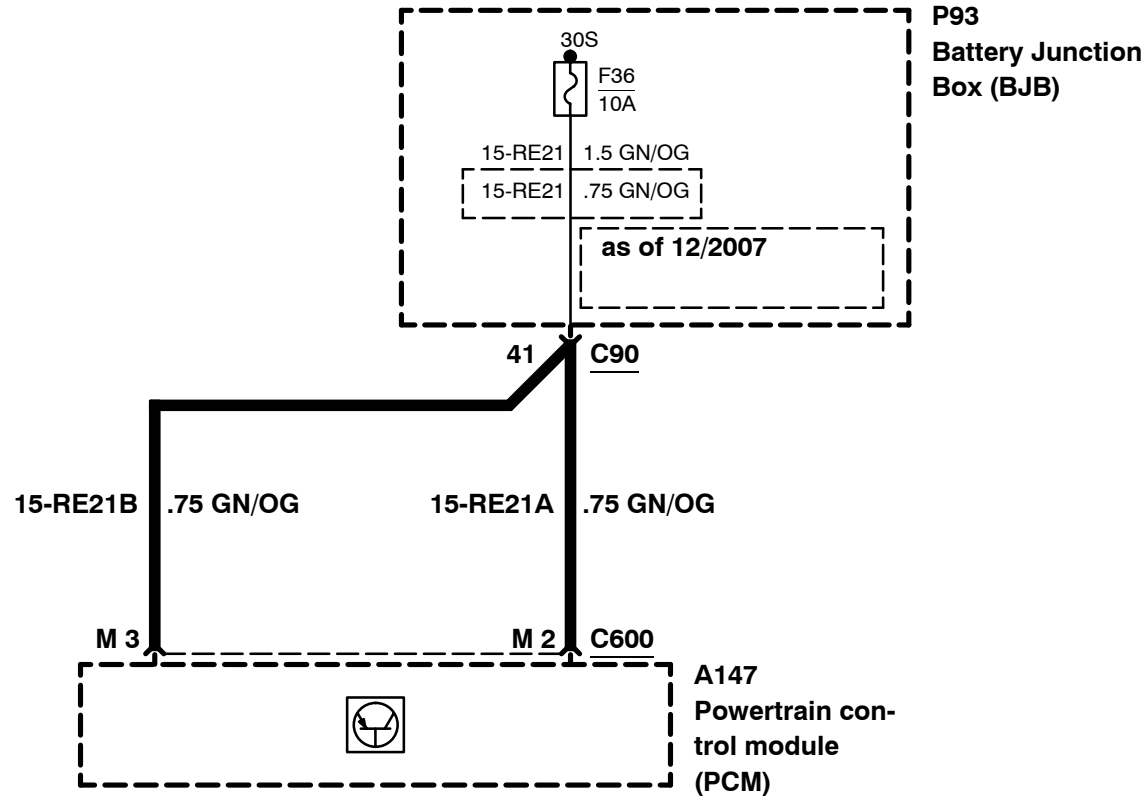
2008
700-03-00-39
2008.75
Focus

Fuse Details – F36, 1.6L Duratec–16V Ti–VCT (Sigma)



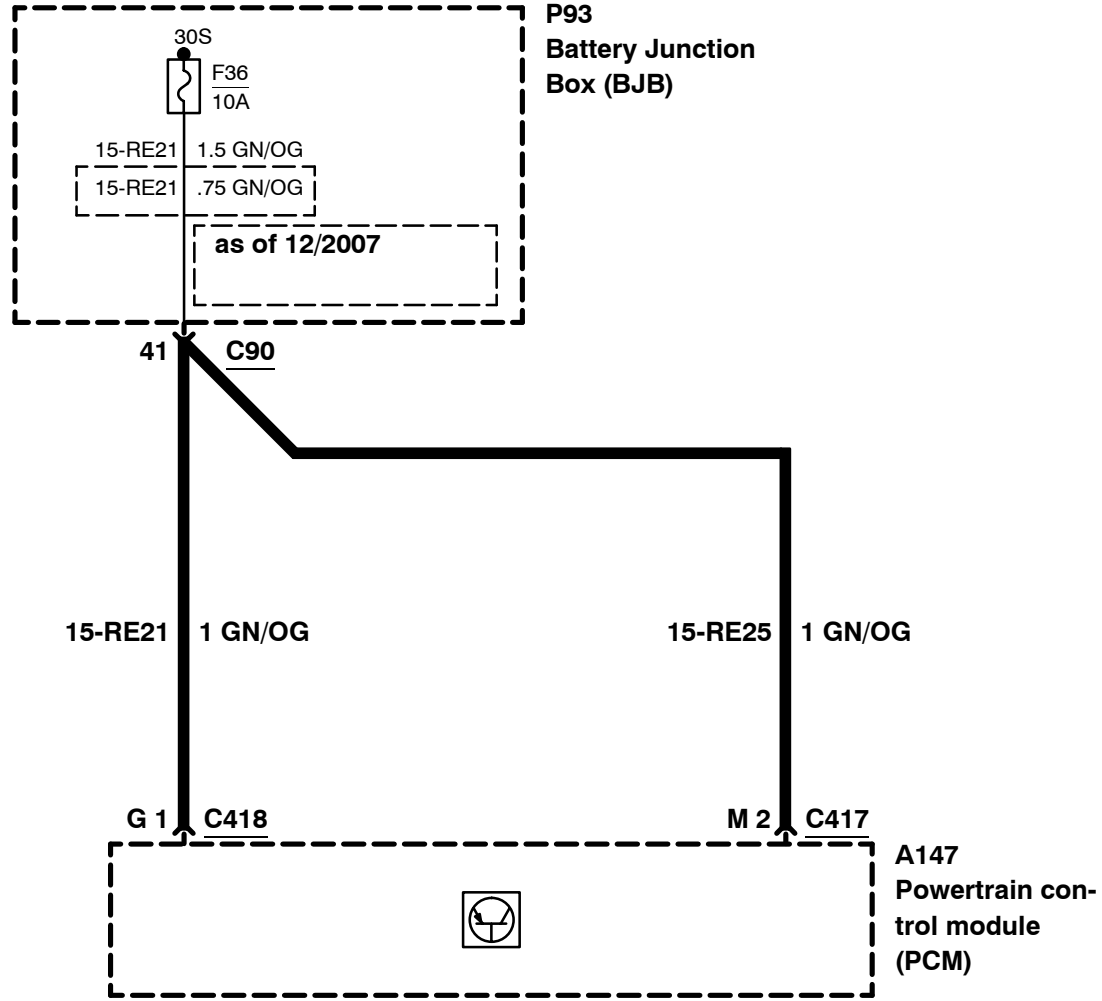
2008
700-03-00-40
2008.75
Focus

Fuse Details – F36, 1.8/2.0L Duratec–HE (MI4)



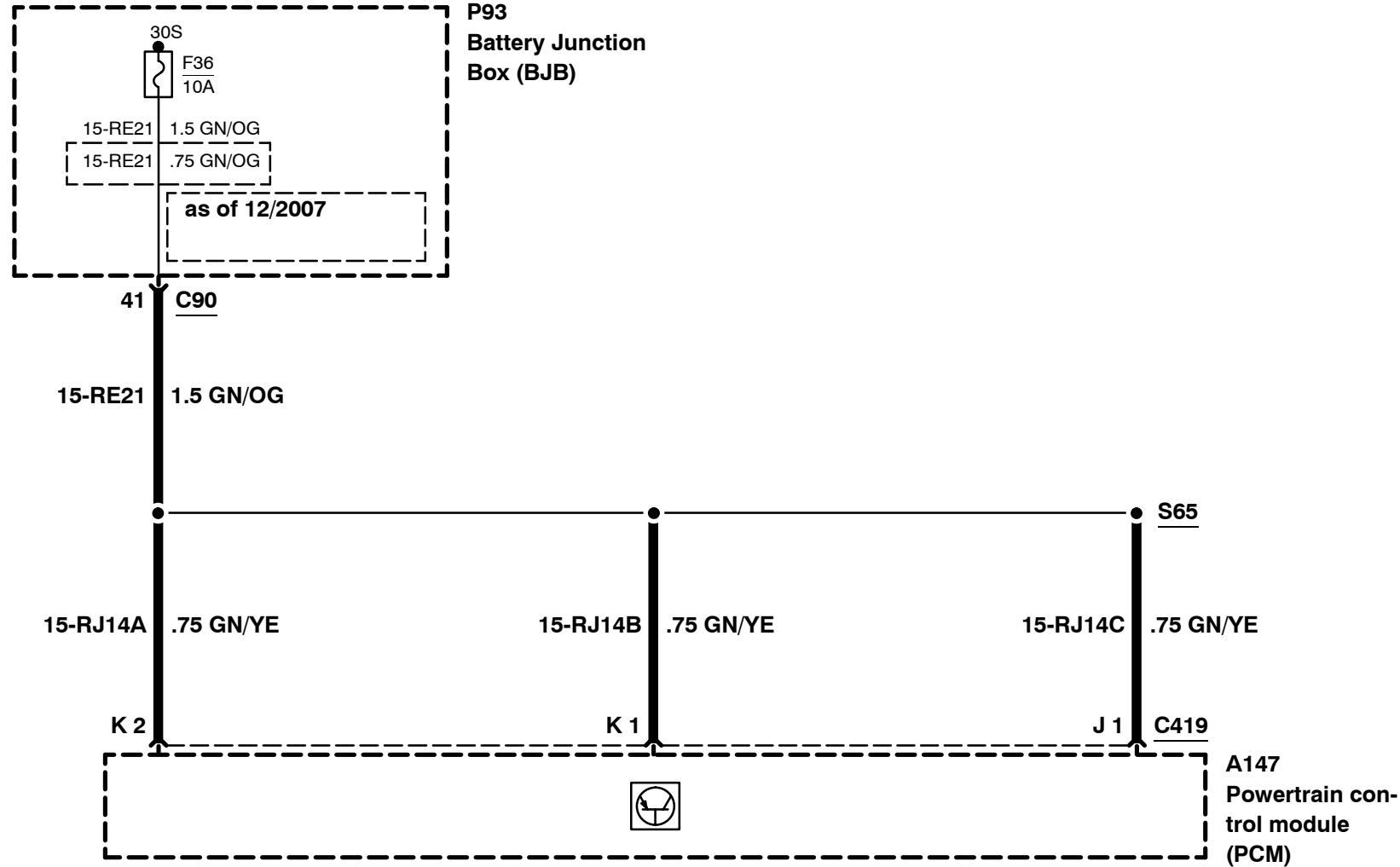
Fuse Details – F36, 1.6L Duratorq–TDCi (DV) Diesel

2008
700-03-00-41
2008.75
Focus



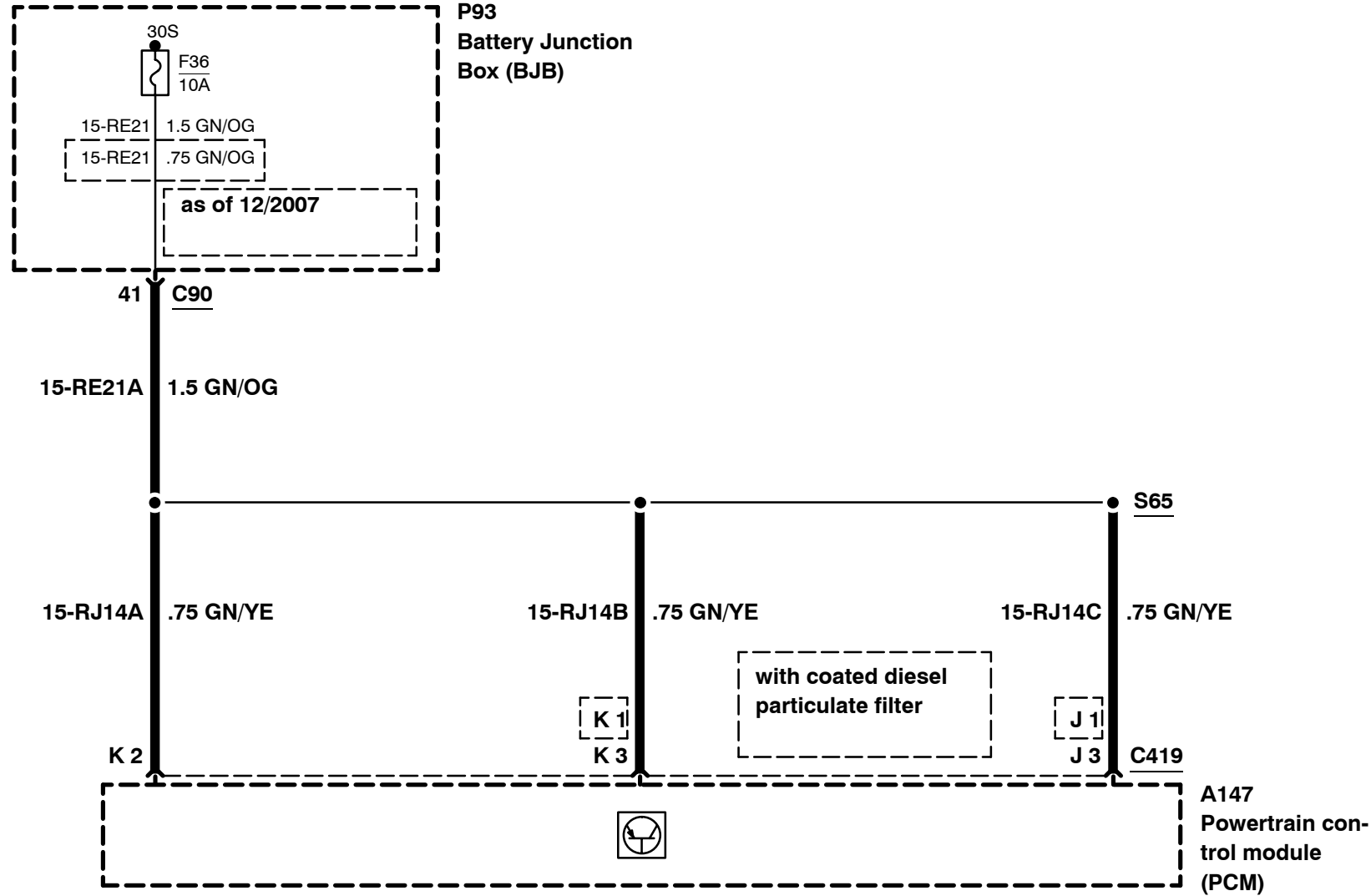
2008
700-03-00-42
2008.75
Focus

Fuse Details – F36, 1.8L Duratorq–TDCi (Kent) Diesel



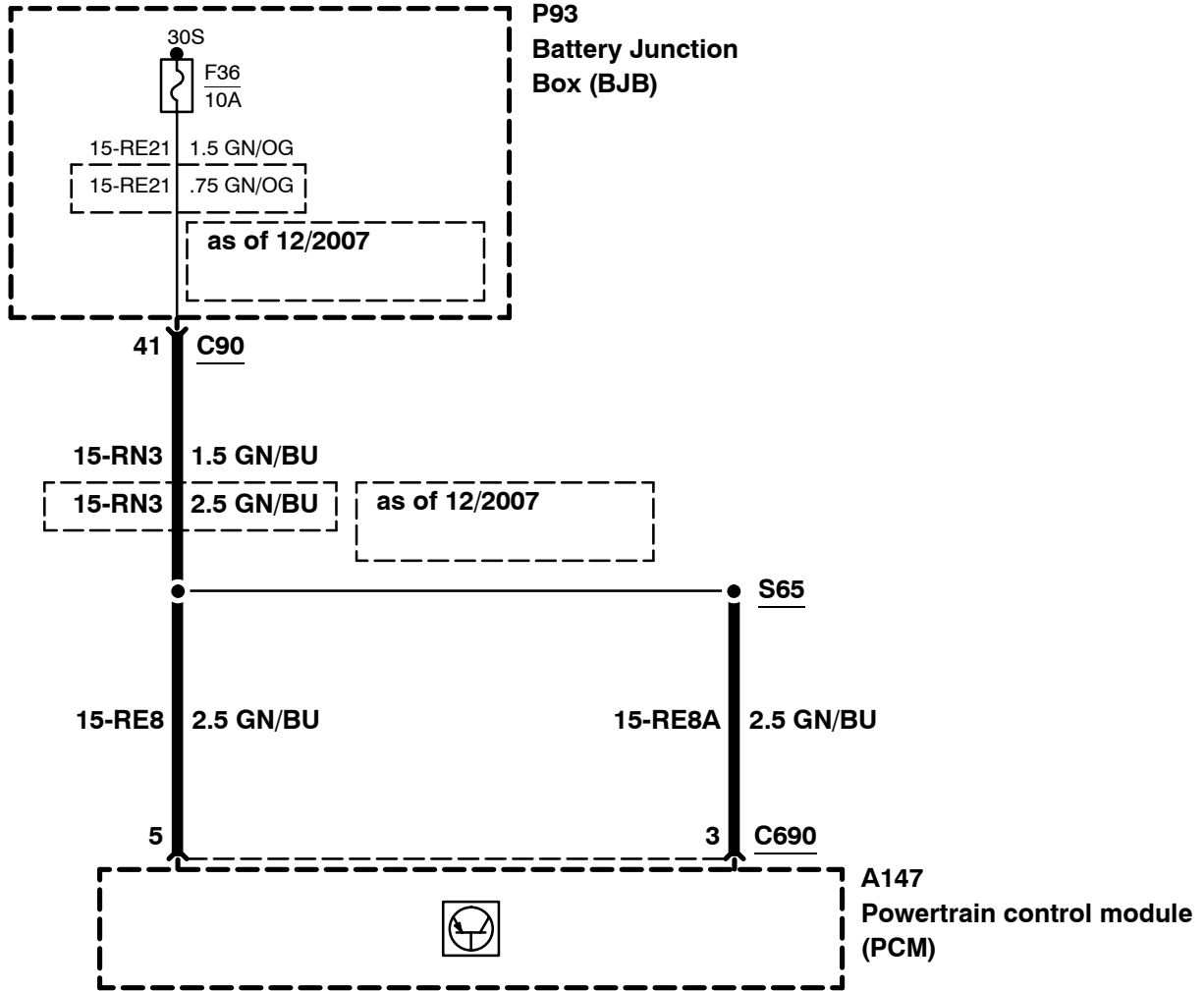
2008
700-03-00-43
2008.75
Focus

Fuse Details – F36, 2.0L Duratorq–TDCi (DW) Diesel



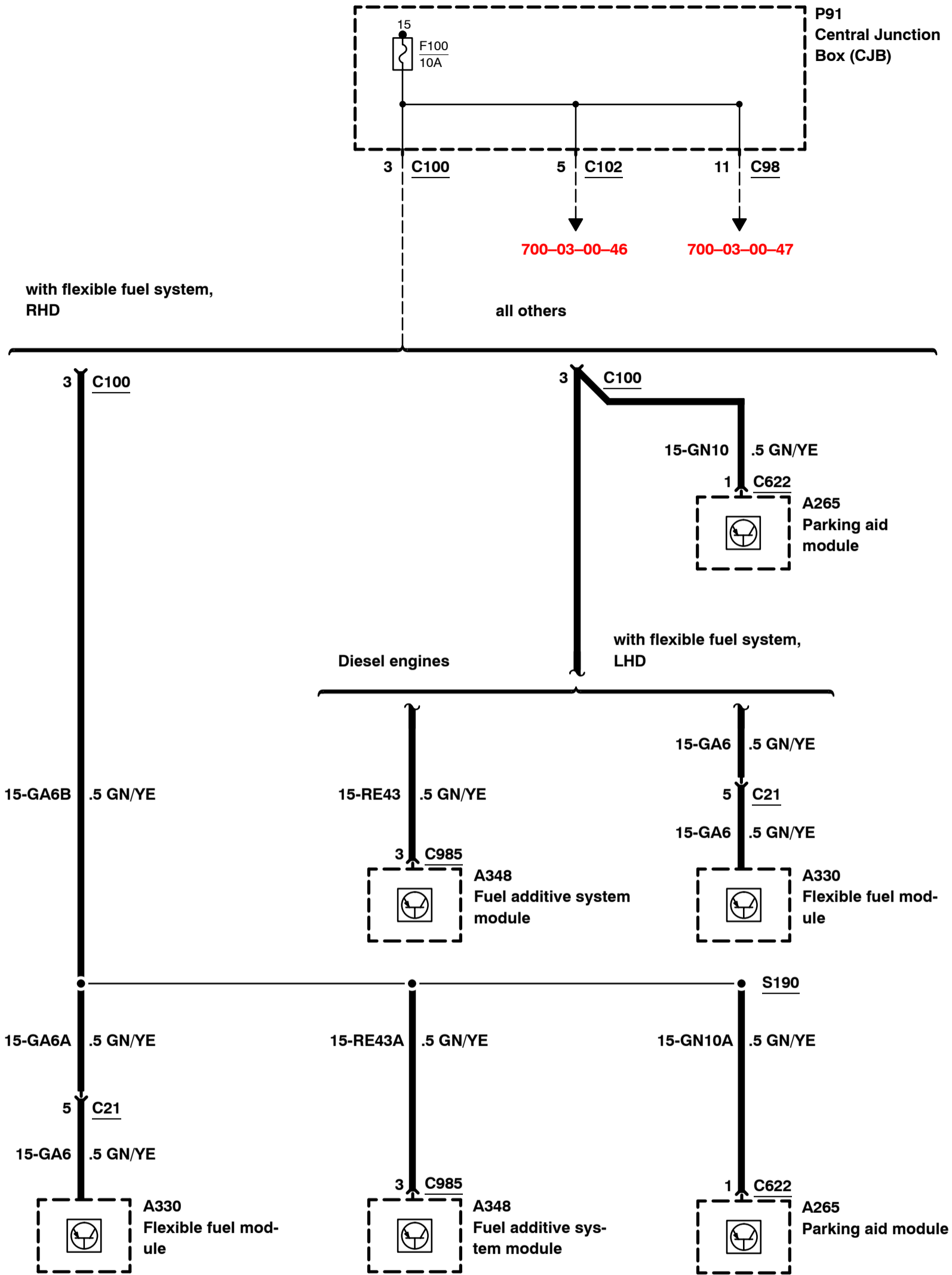
2008
700-03-00-44
2008.75
Focus

Fuse Details – F36, 2.5L Duratec–ST (VI5)



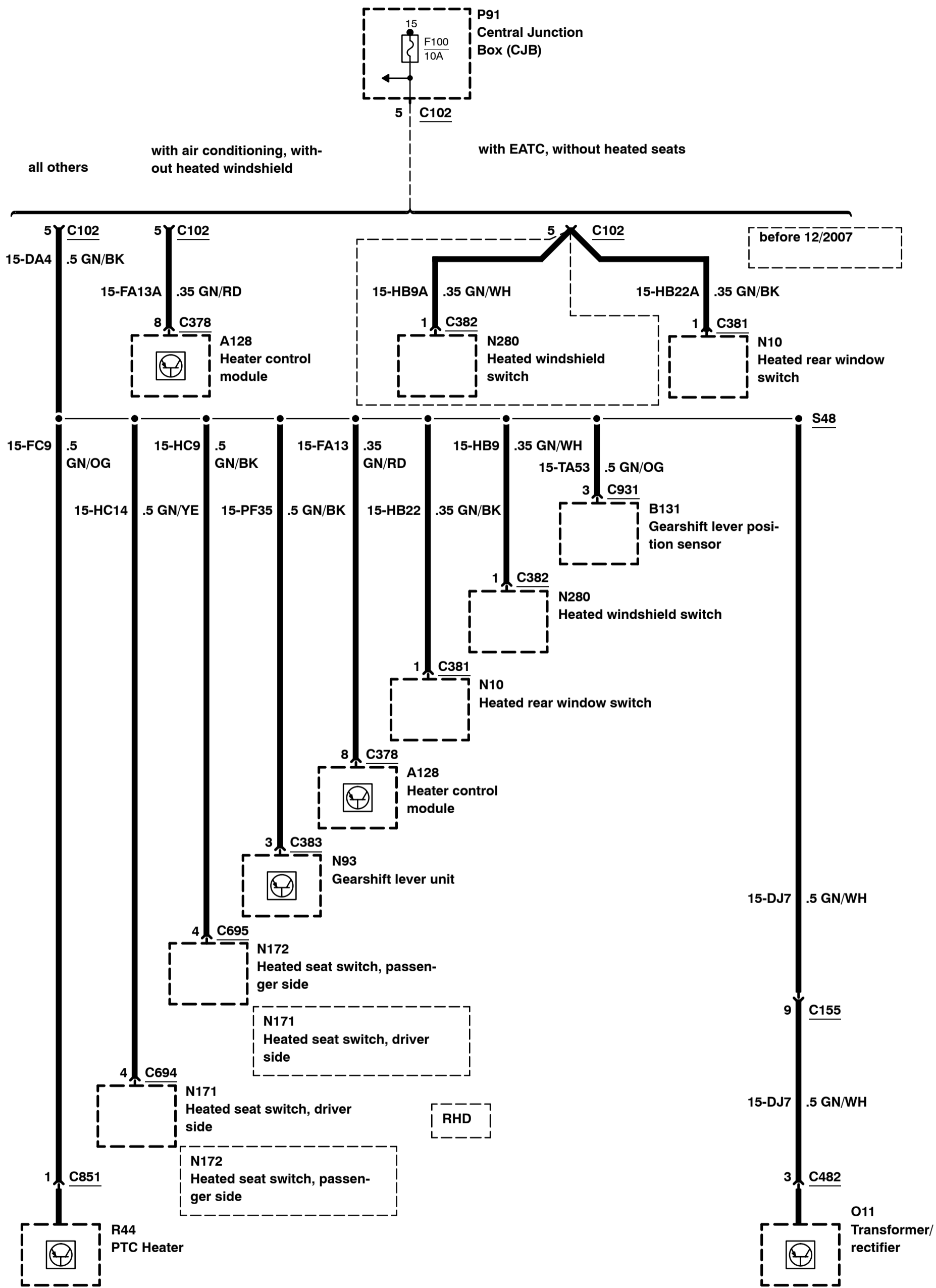
Fuse Details – F100

2008
700-03-00-45
2008.75
Focus



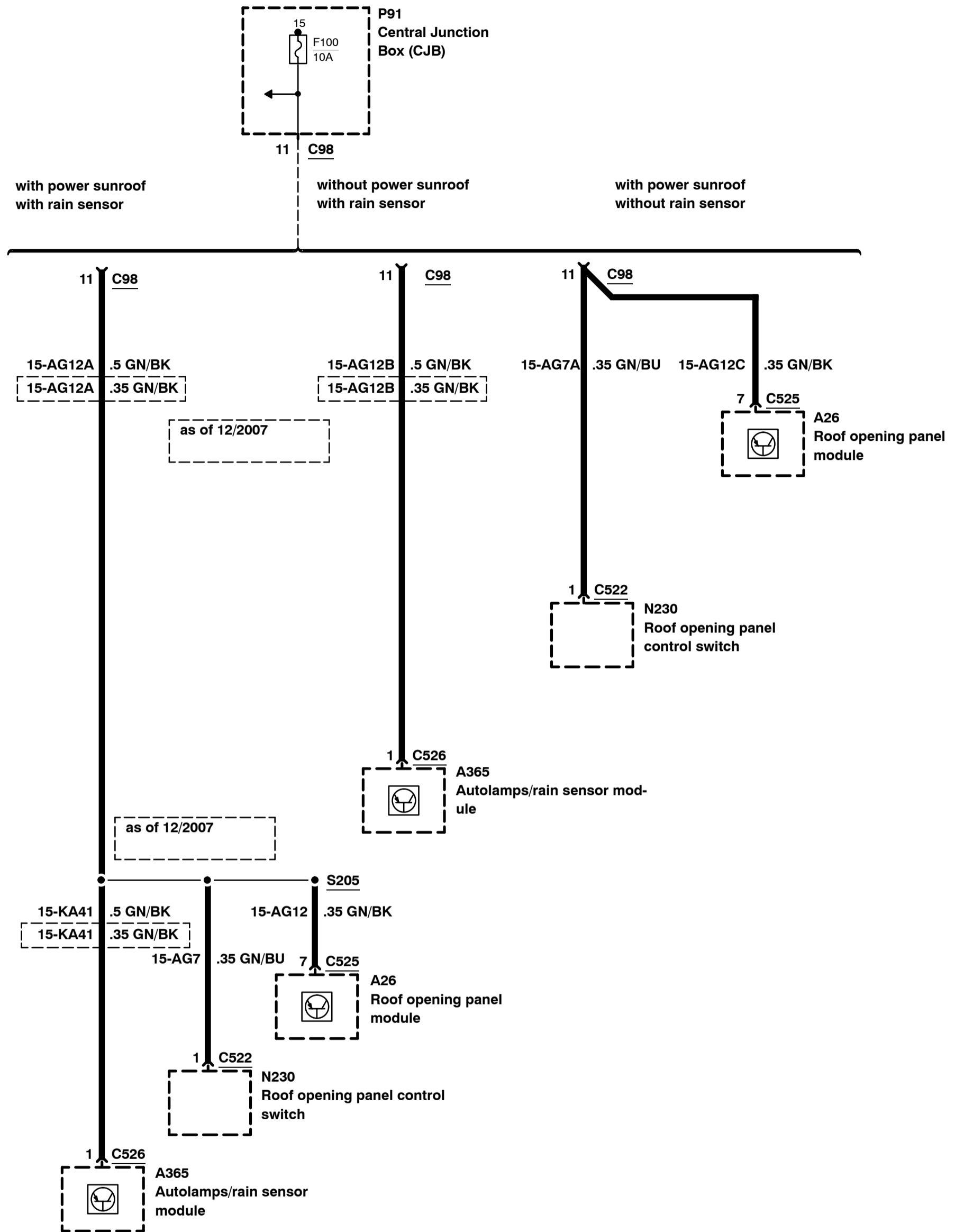
Fuse Details – F100

2008
700-03-00-46
2008.75
Focus



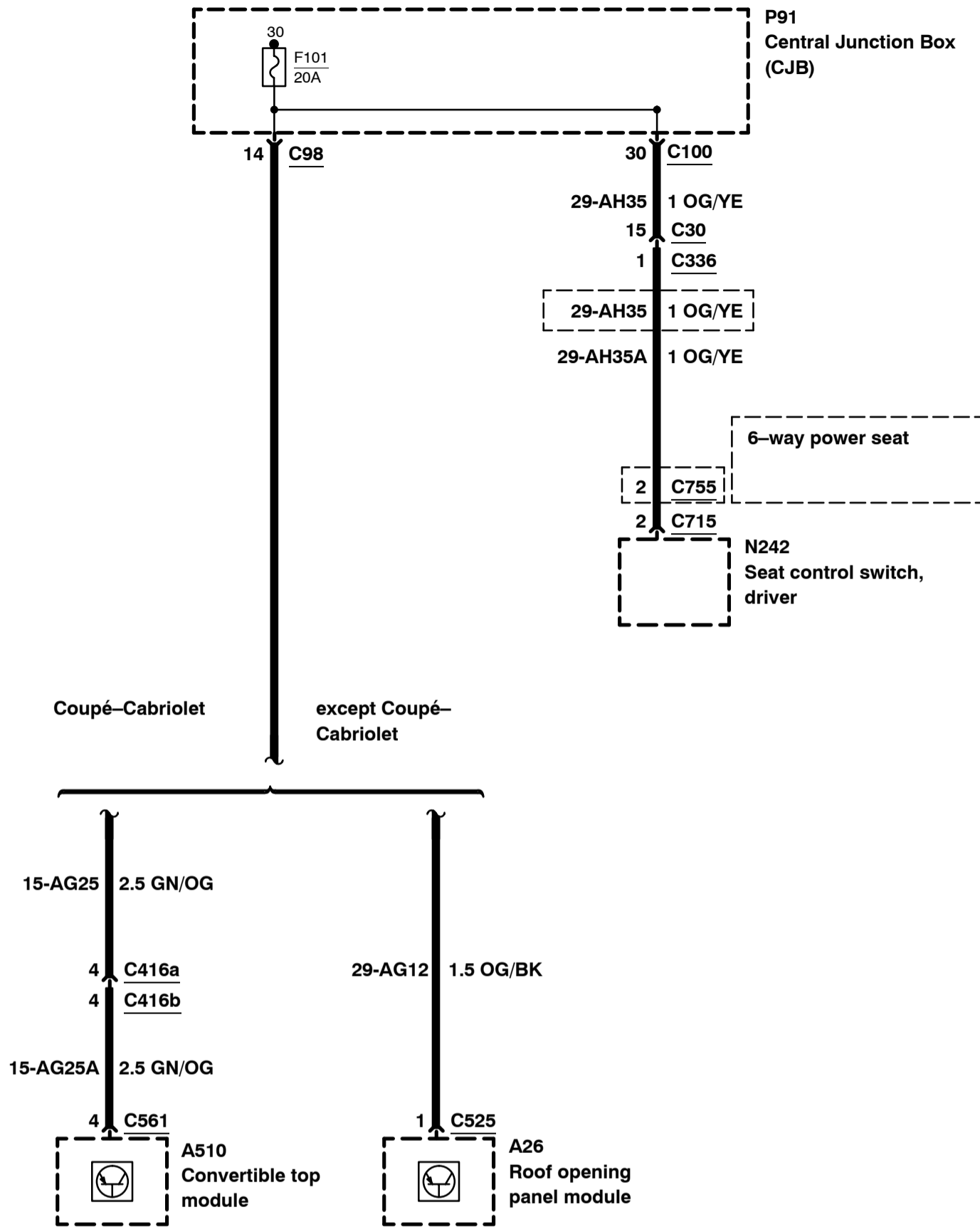
Fuse Details – F100

2008
700-03-00-47
2008.75
Focus



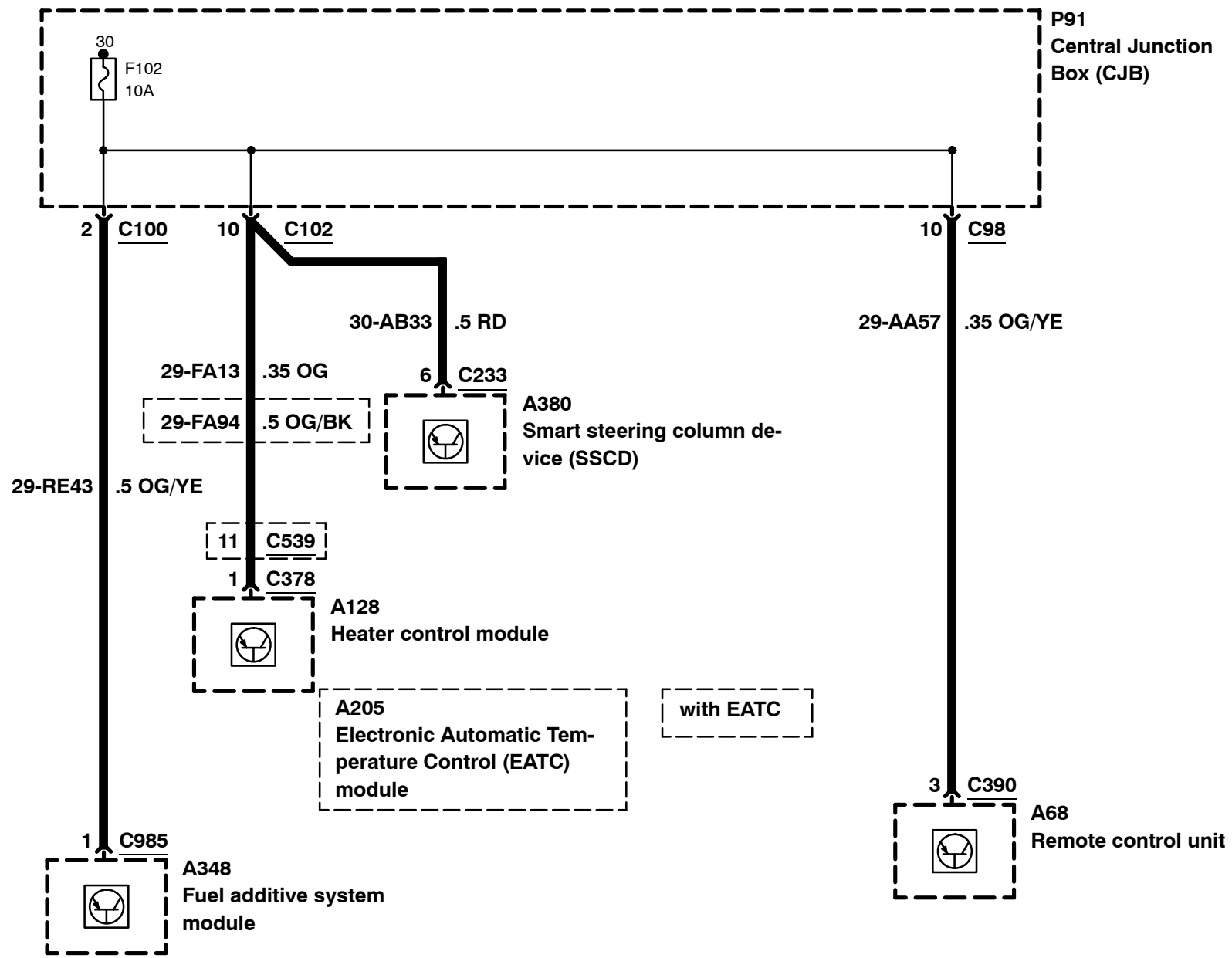
Fuse Details – F101

2008
700-03-00-48
2008.75
Focus



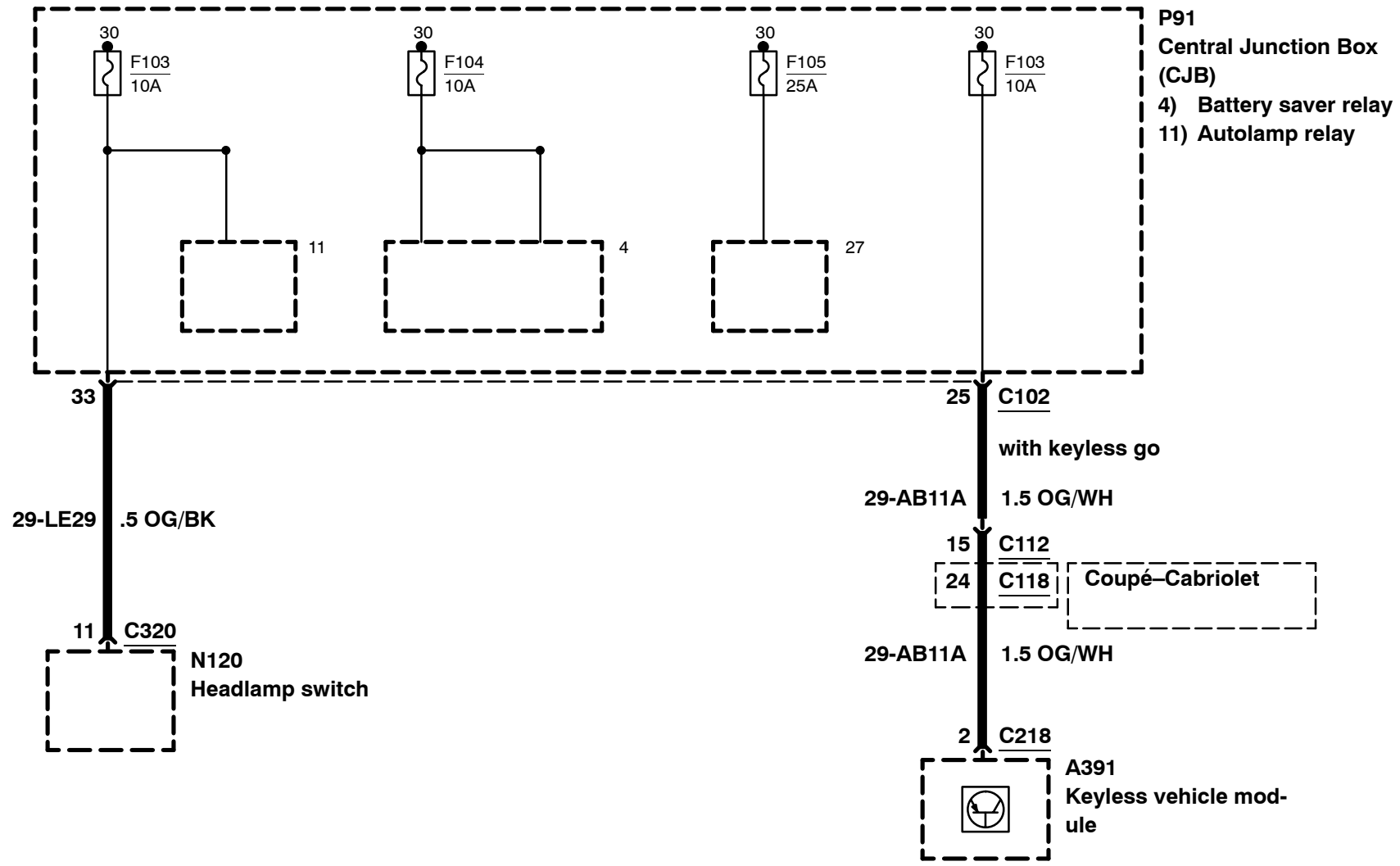
2008
700-03-00-49
2008.75
Focus

Fuse Details – F102



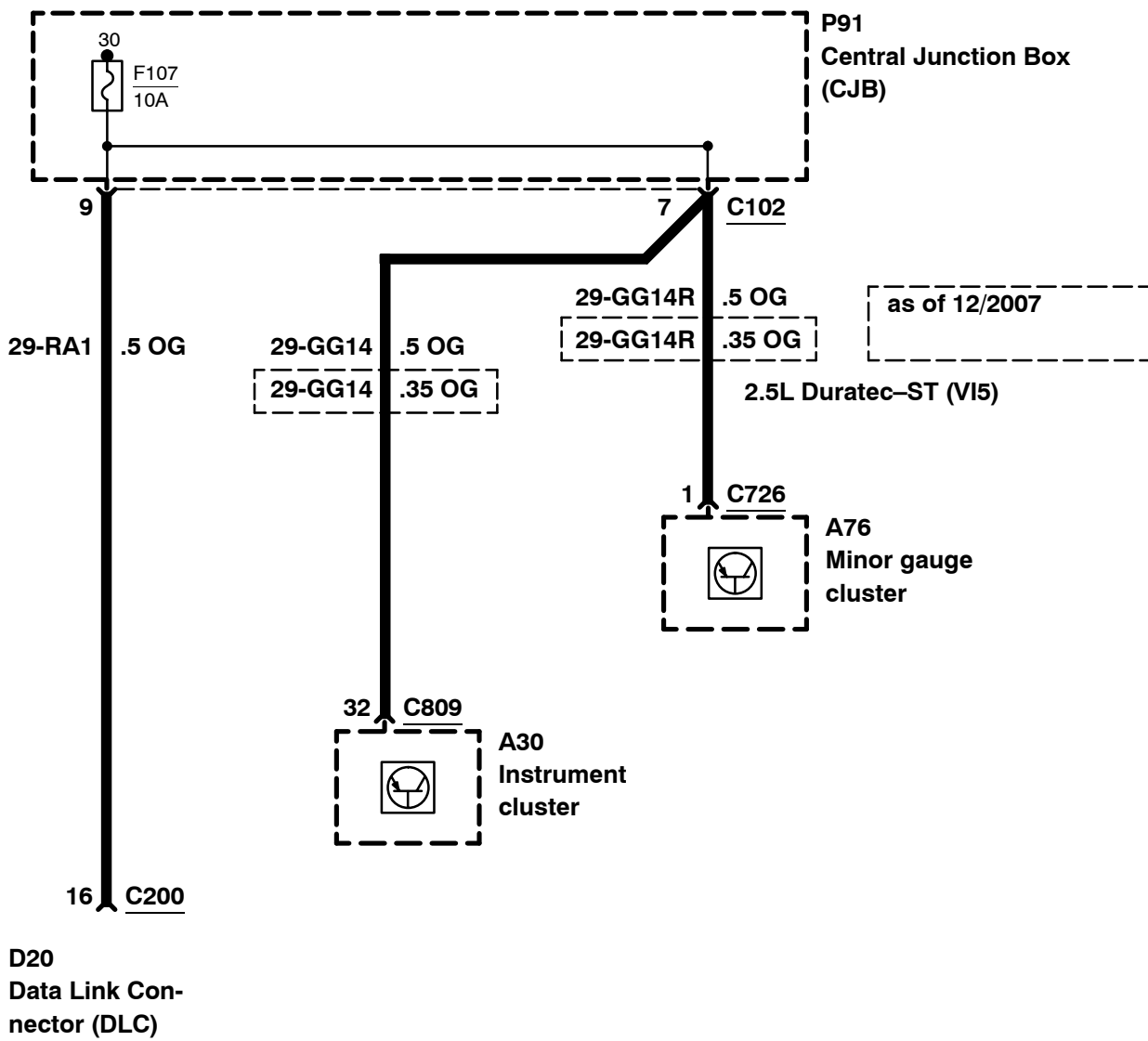
2008
700-03-00-50
2008.75
Focus

Fuse Details – F103, F104, F105, F106



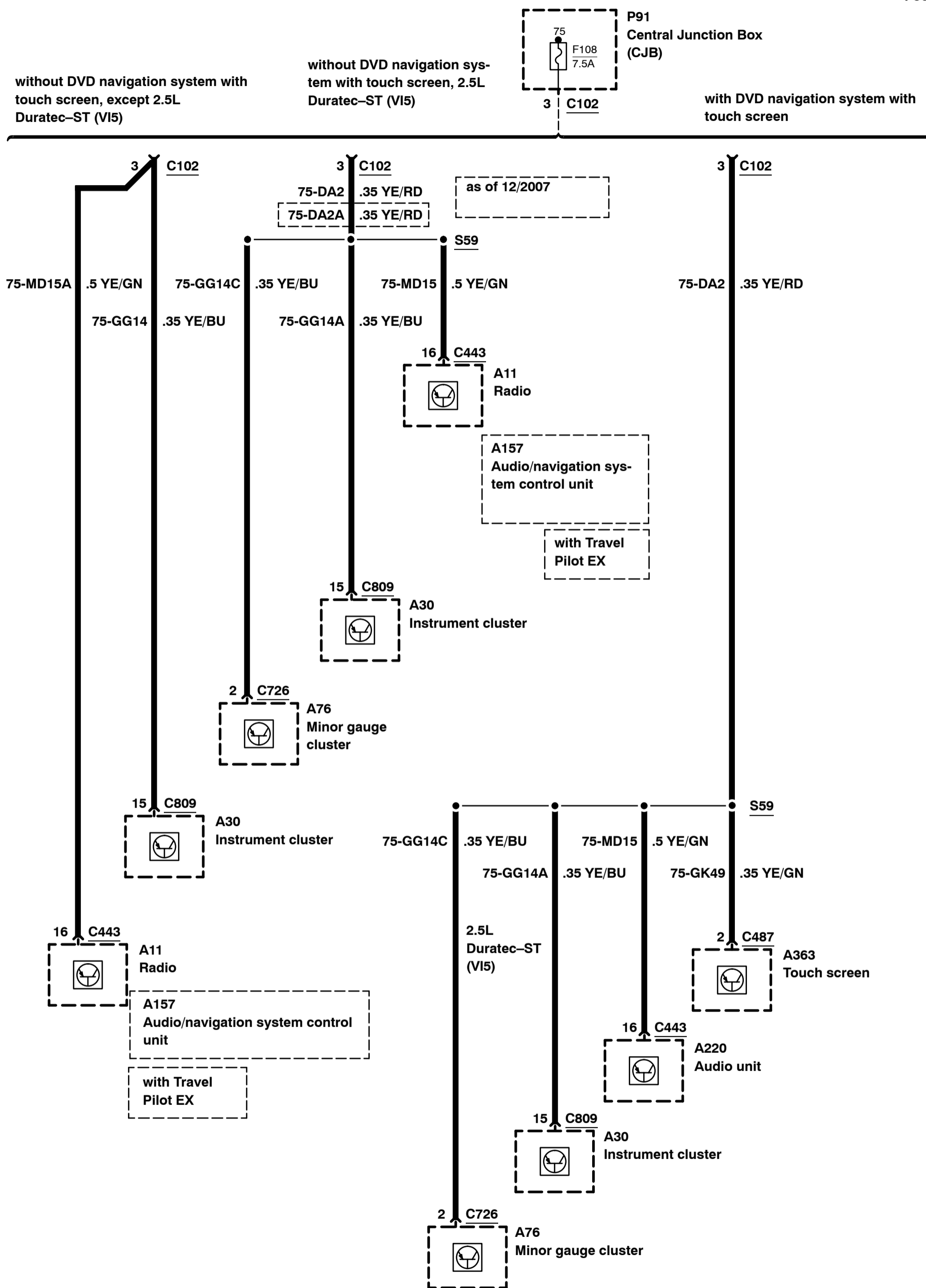
2008
700-03-00-51
2008.75
Focus

Fuse Details – F107



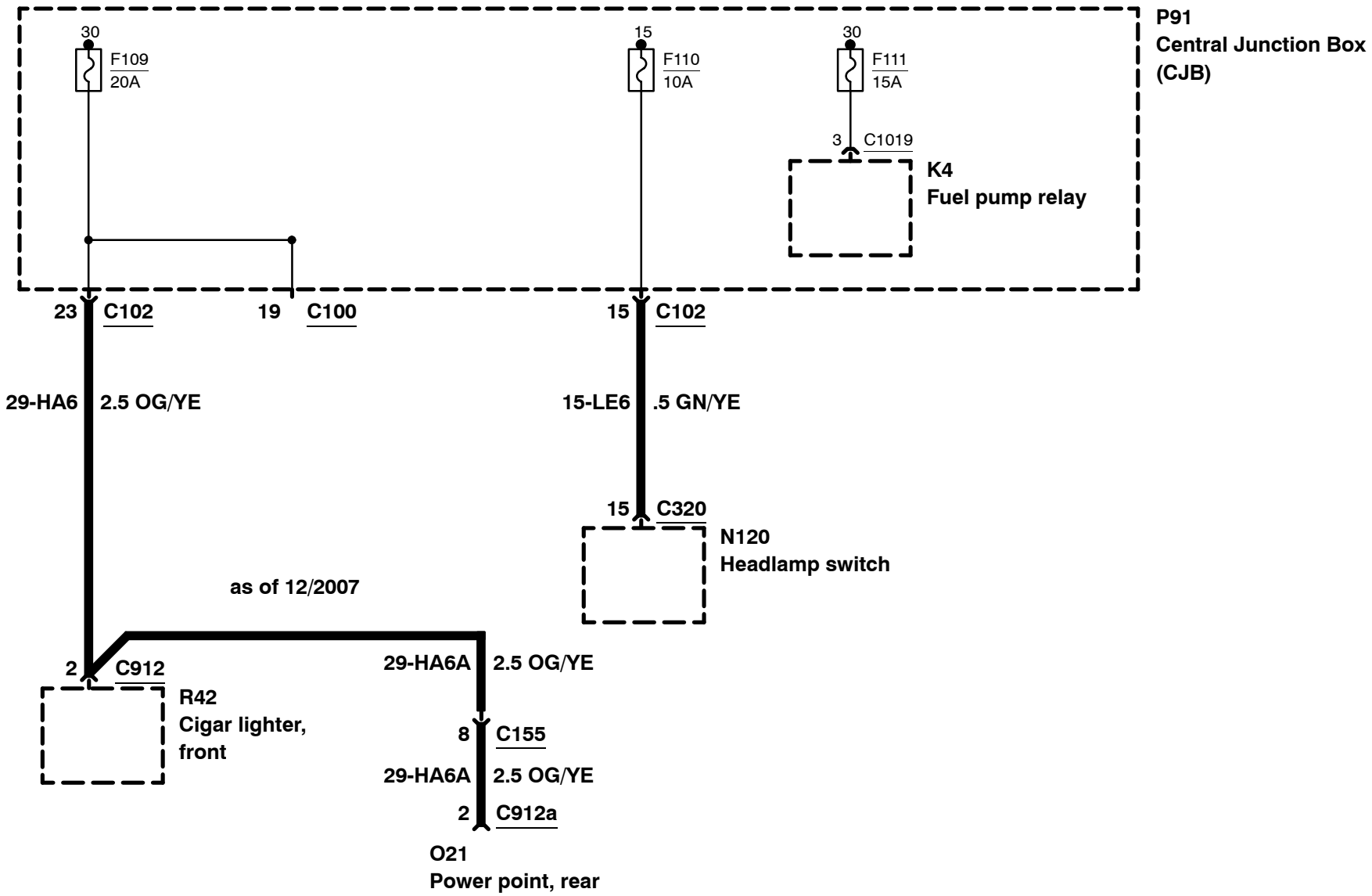
Fuse Details – F108

2008
700-03-00-52
2008.75
Focus



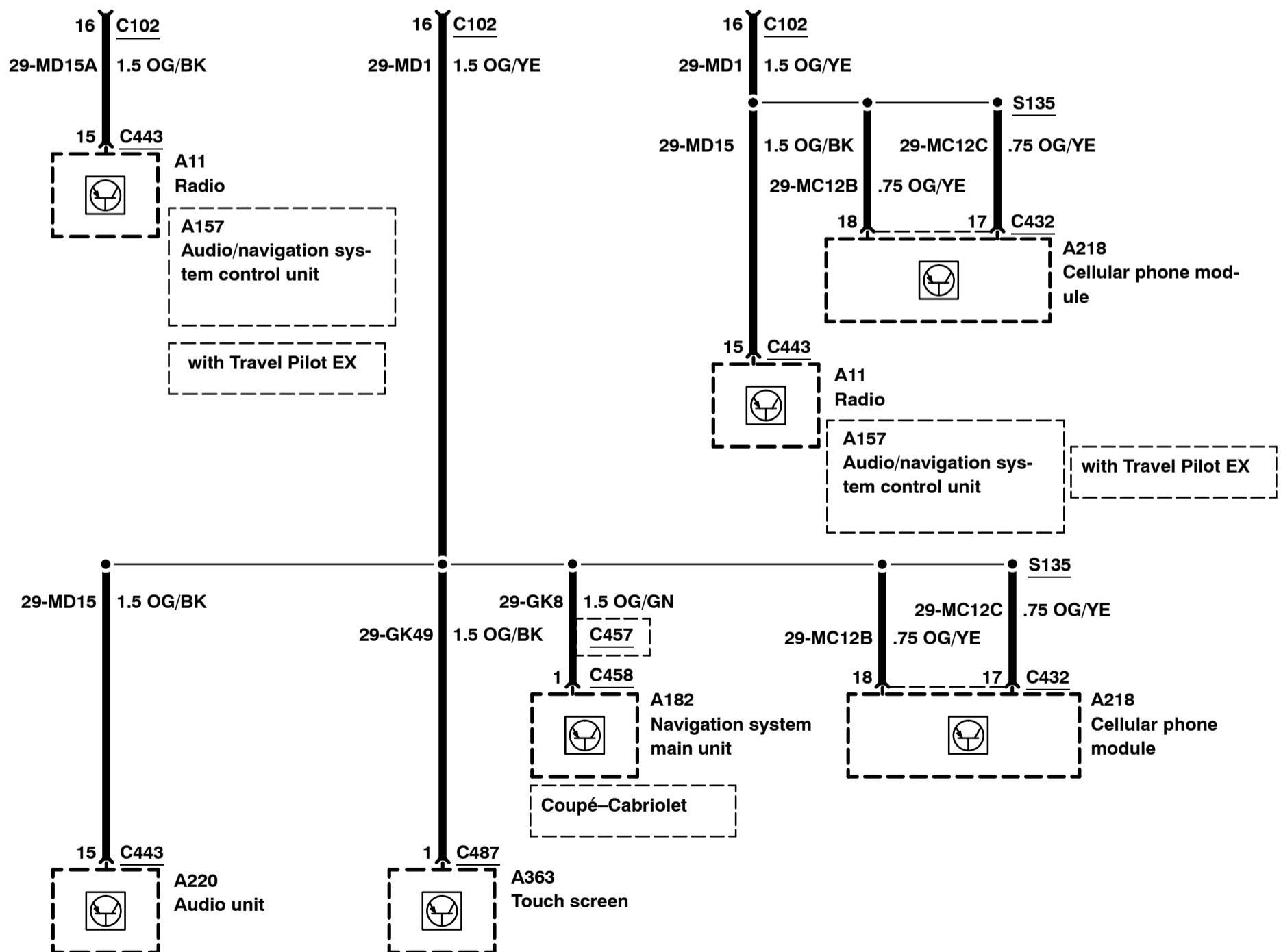
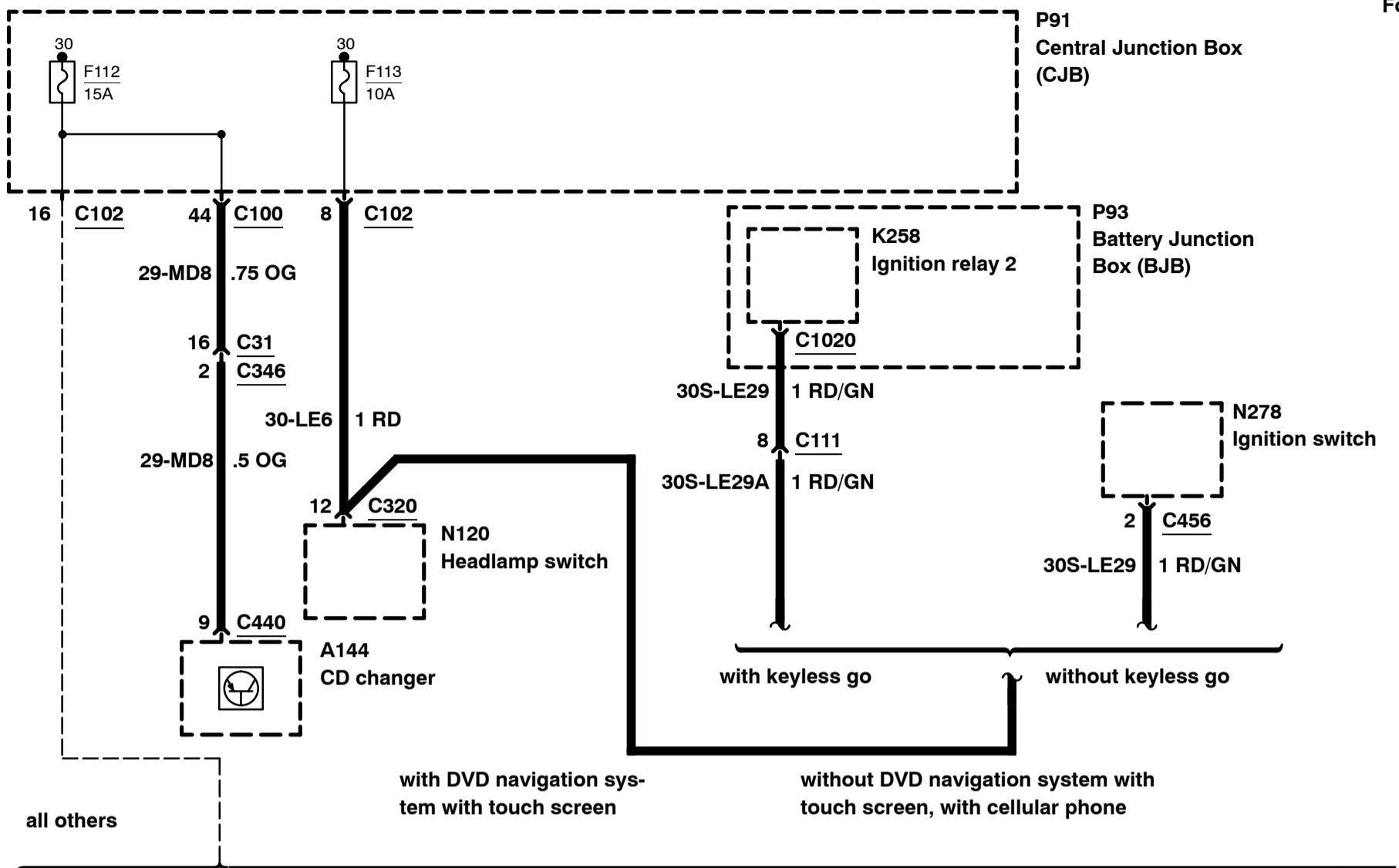
2008
700-03-00-53
2008.75
Focus

Fuse Details – F109, F110, F111



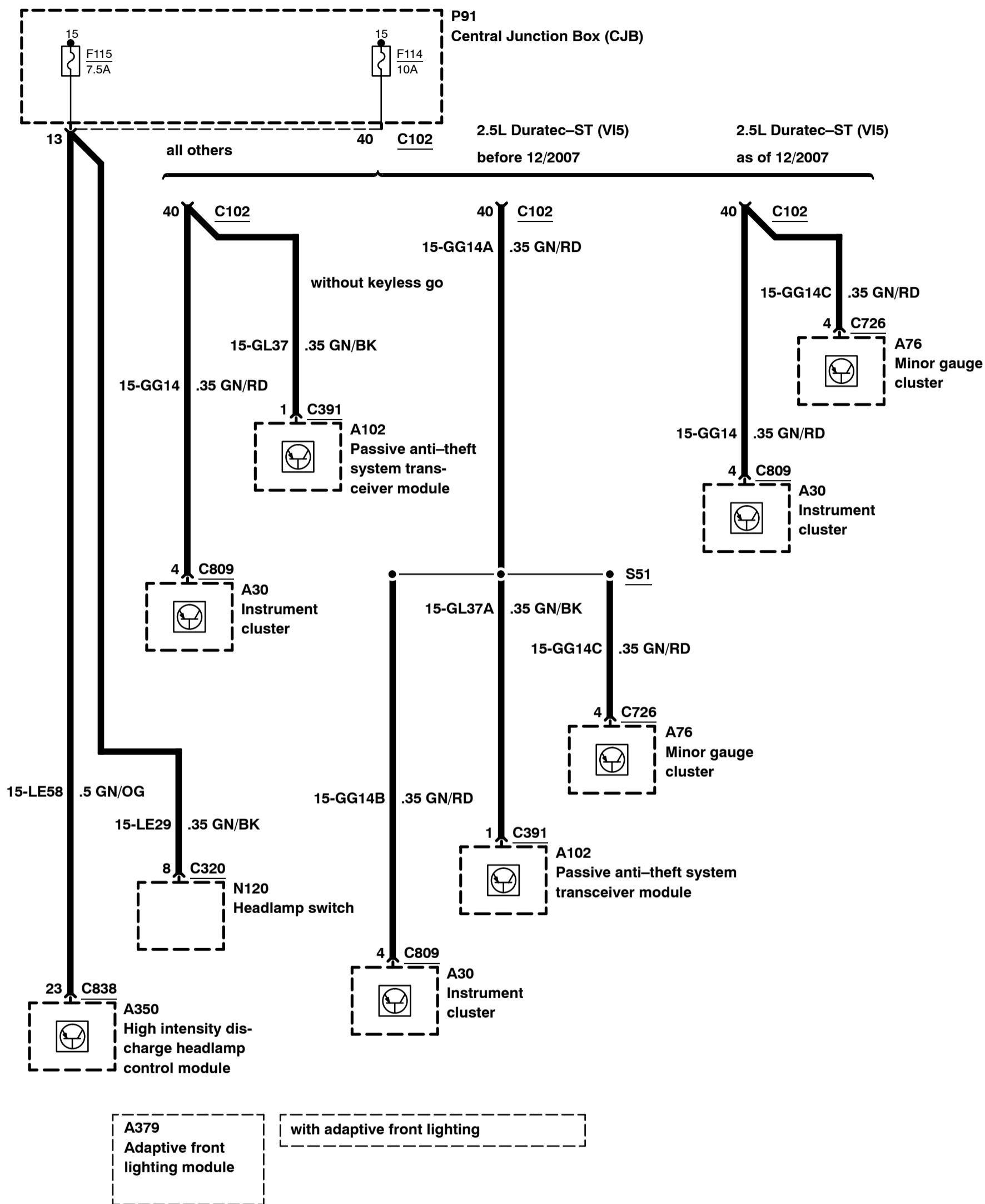
Fuse Details – F112, F113

2008
700-03-00-54
2008.7.5
Focus



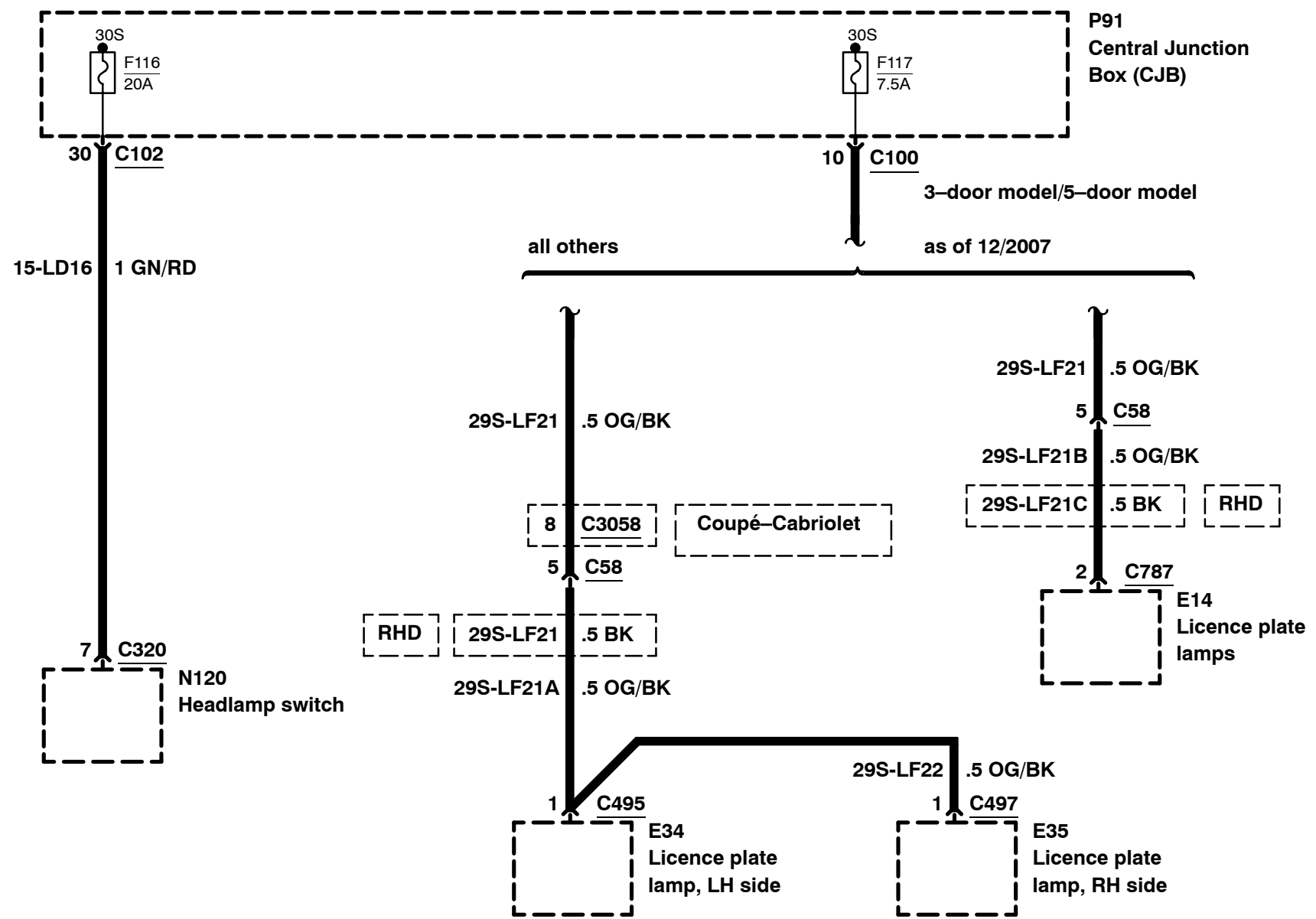
Fuse Details – F114, F115

2008
700-03-00-55
2008.75
Focus



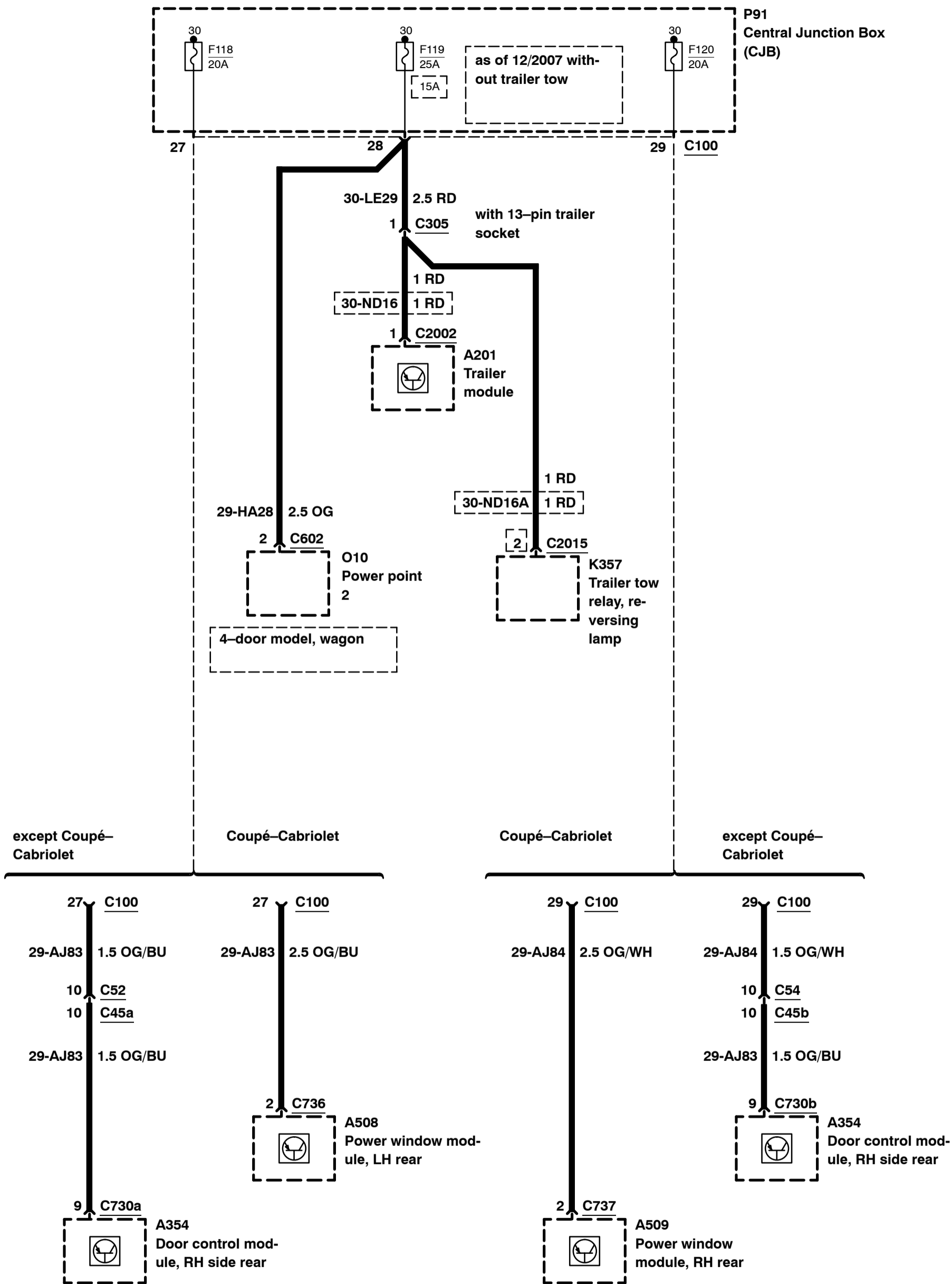
2008
700-03-00-56
2008.75
Focus

Fuse Details – F116, F117

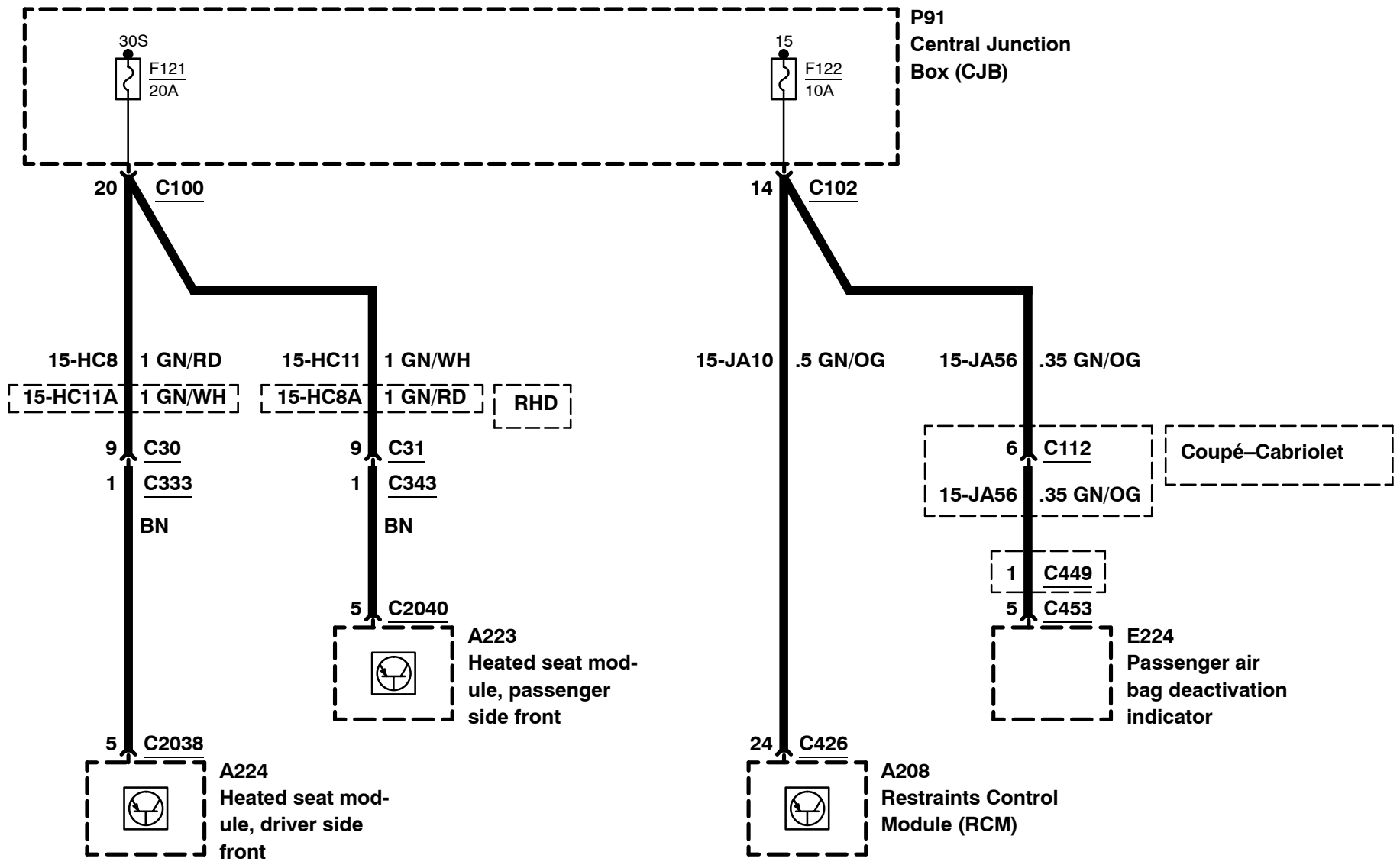


Fuse Details – F118, F119, F120

2008
700-03-00-57
2008.75
Focus

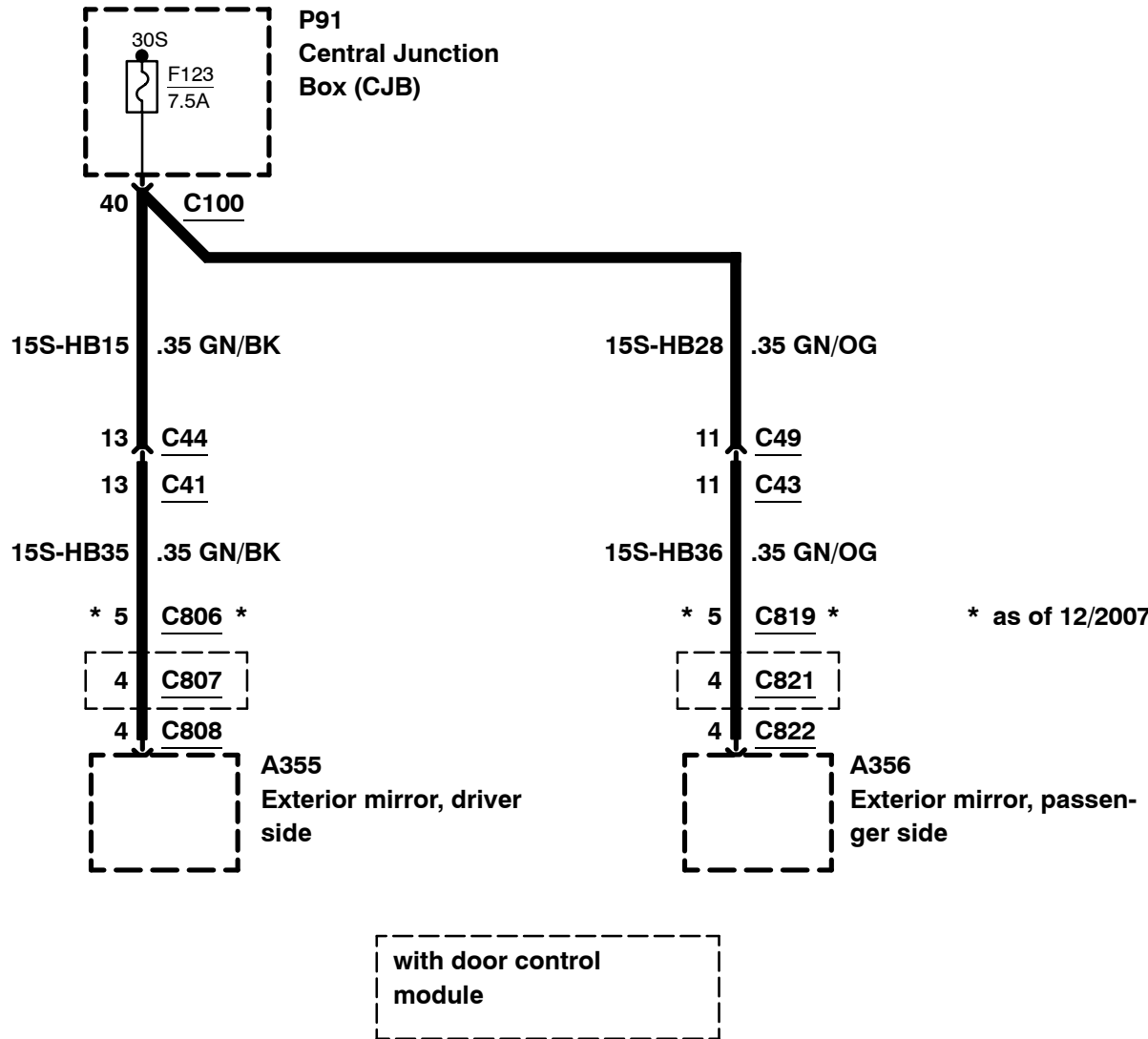


Fuse Details – F121, F122

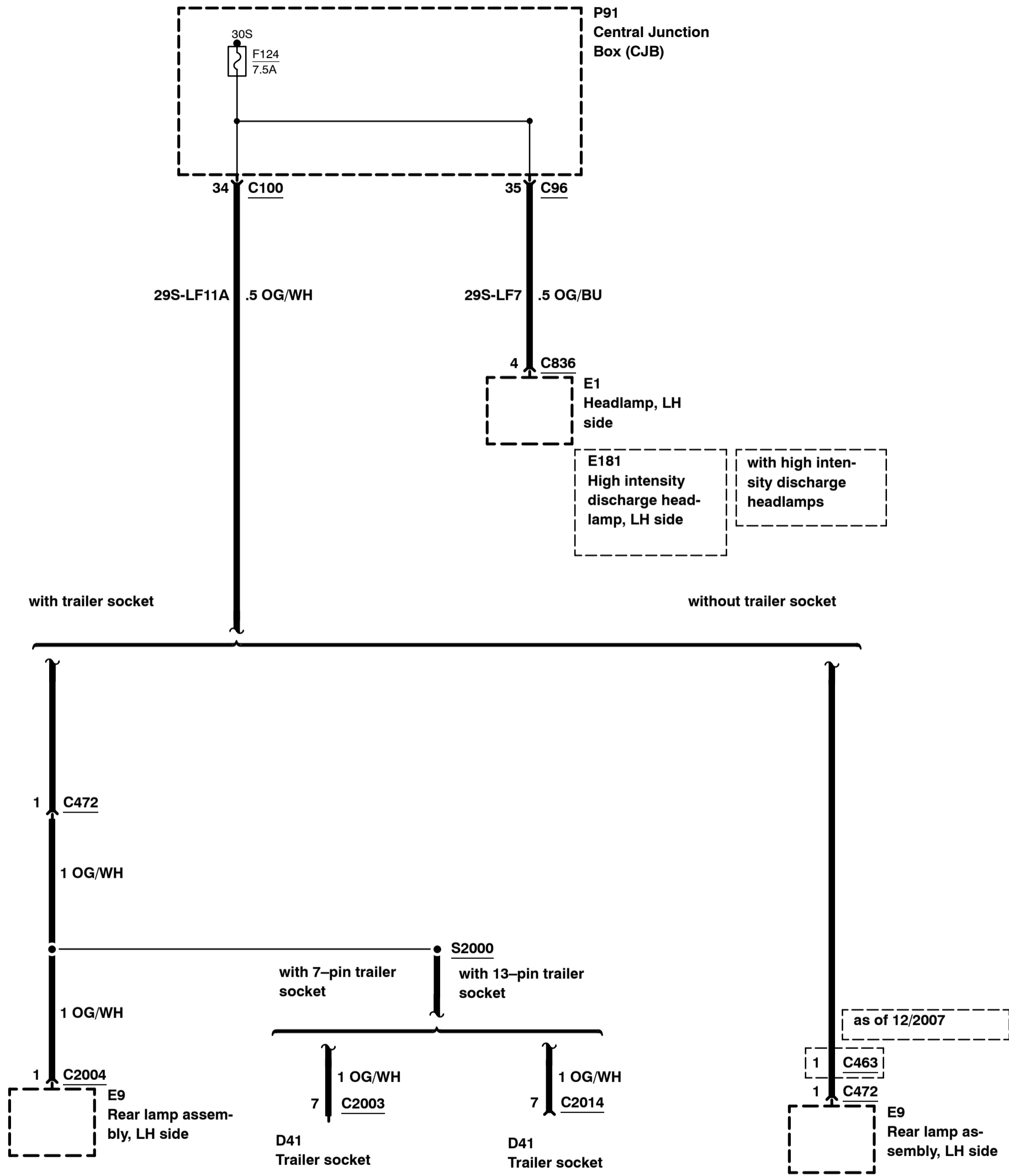


2008
700-03-00-59
2008.75
Focus

Fuse Details – F123

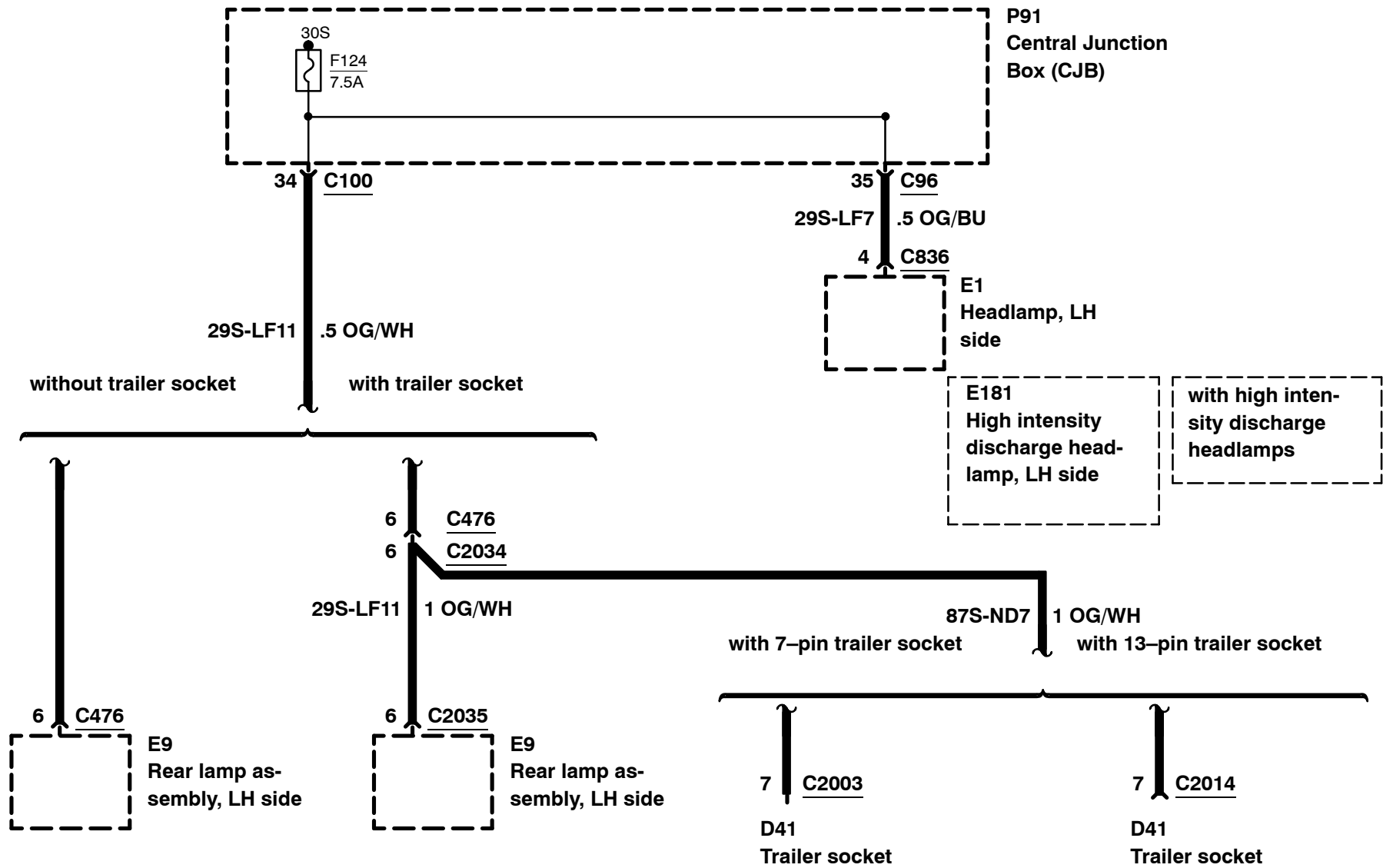


Fuse Details – F124, 3-door model/5-door model



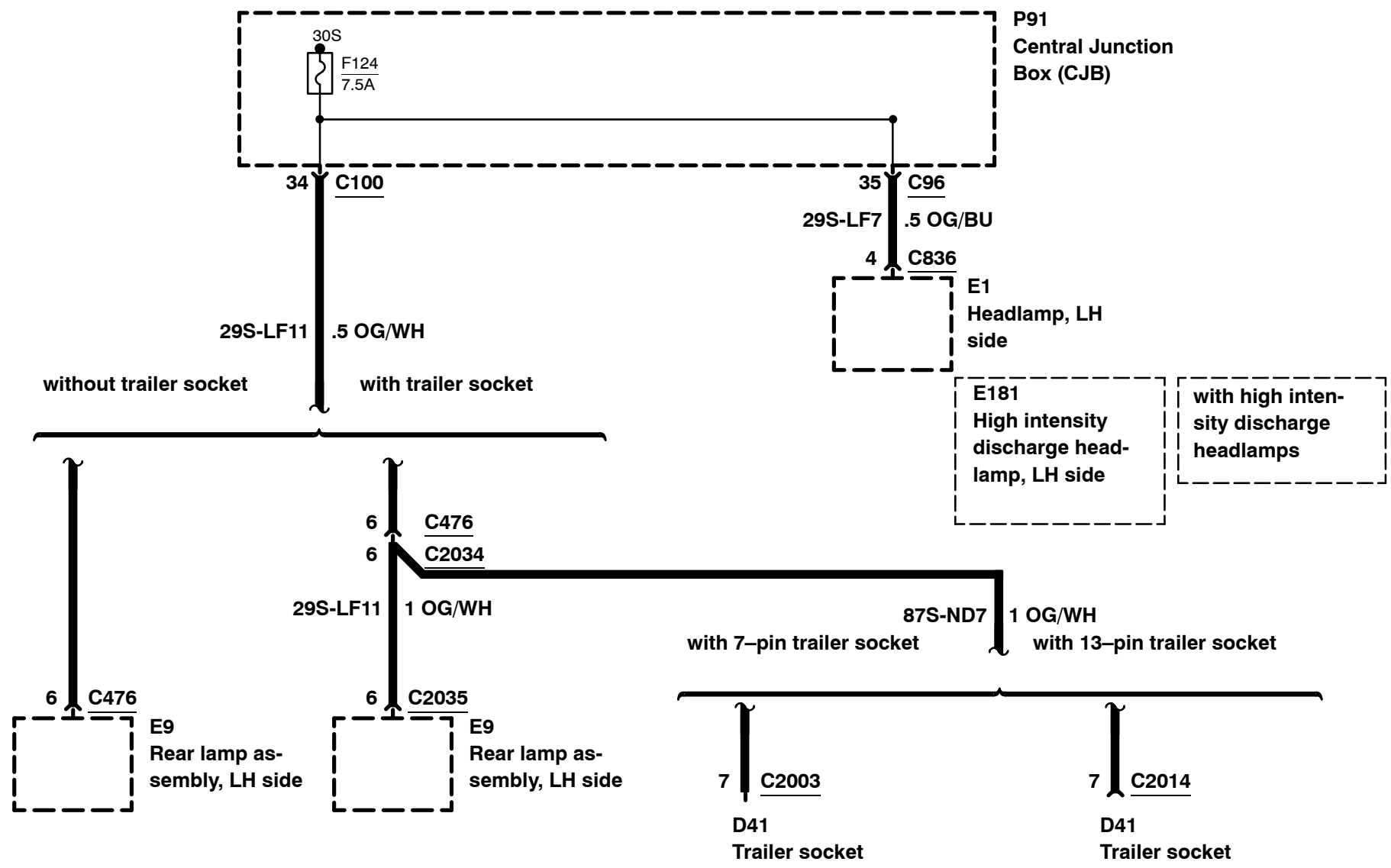
2008
700-03-00-61
2008.75
Focus

Fuse Details – F124, 4-door model



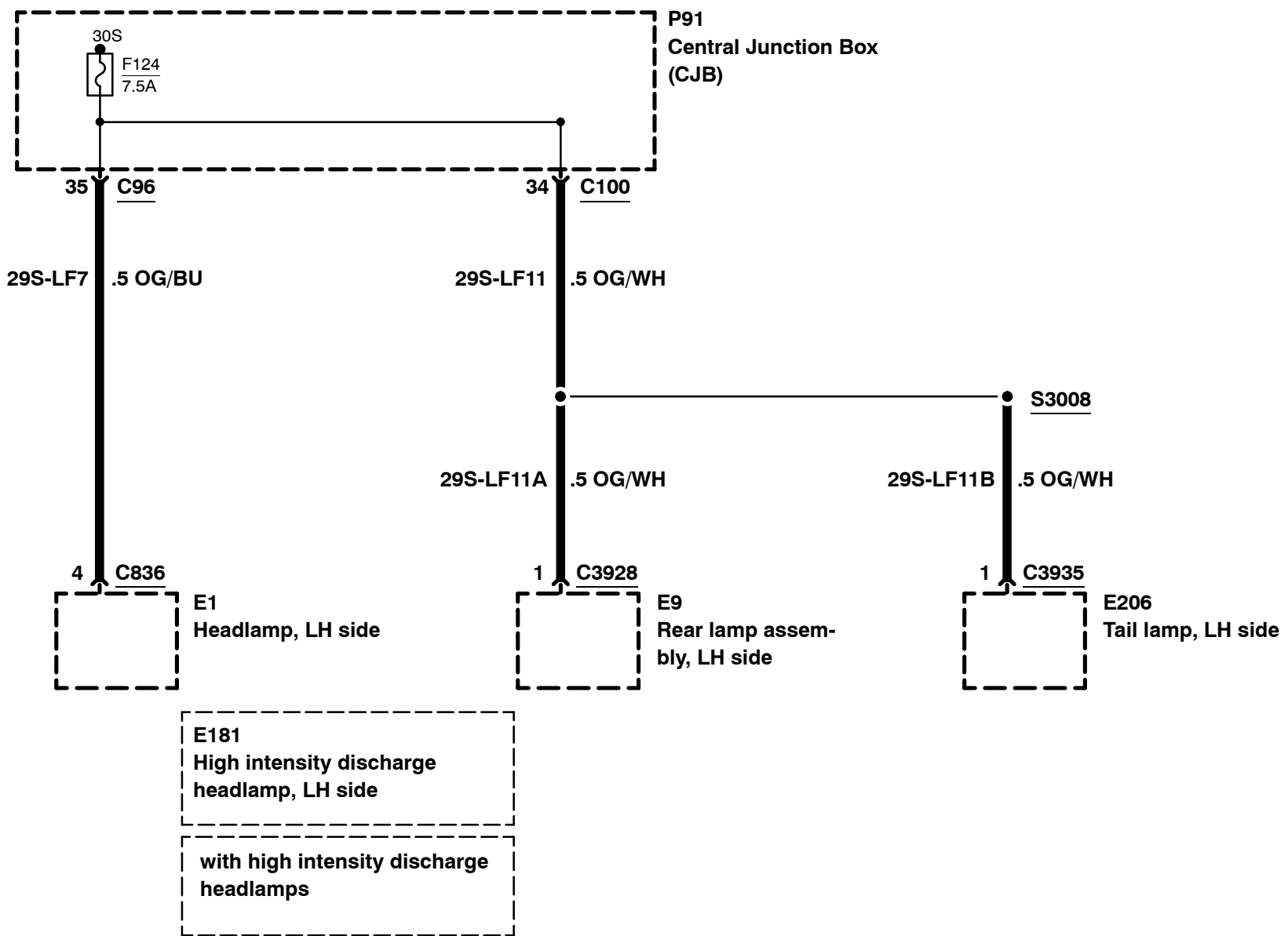
2008
700-03-00-62
2008.75
Focus

Fuse Details – F124, wagon

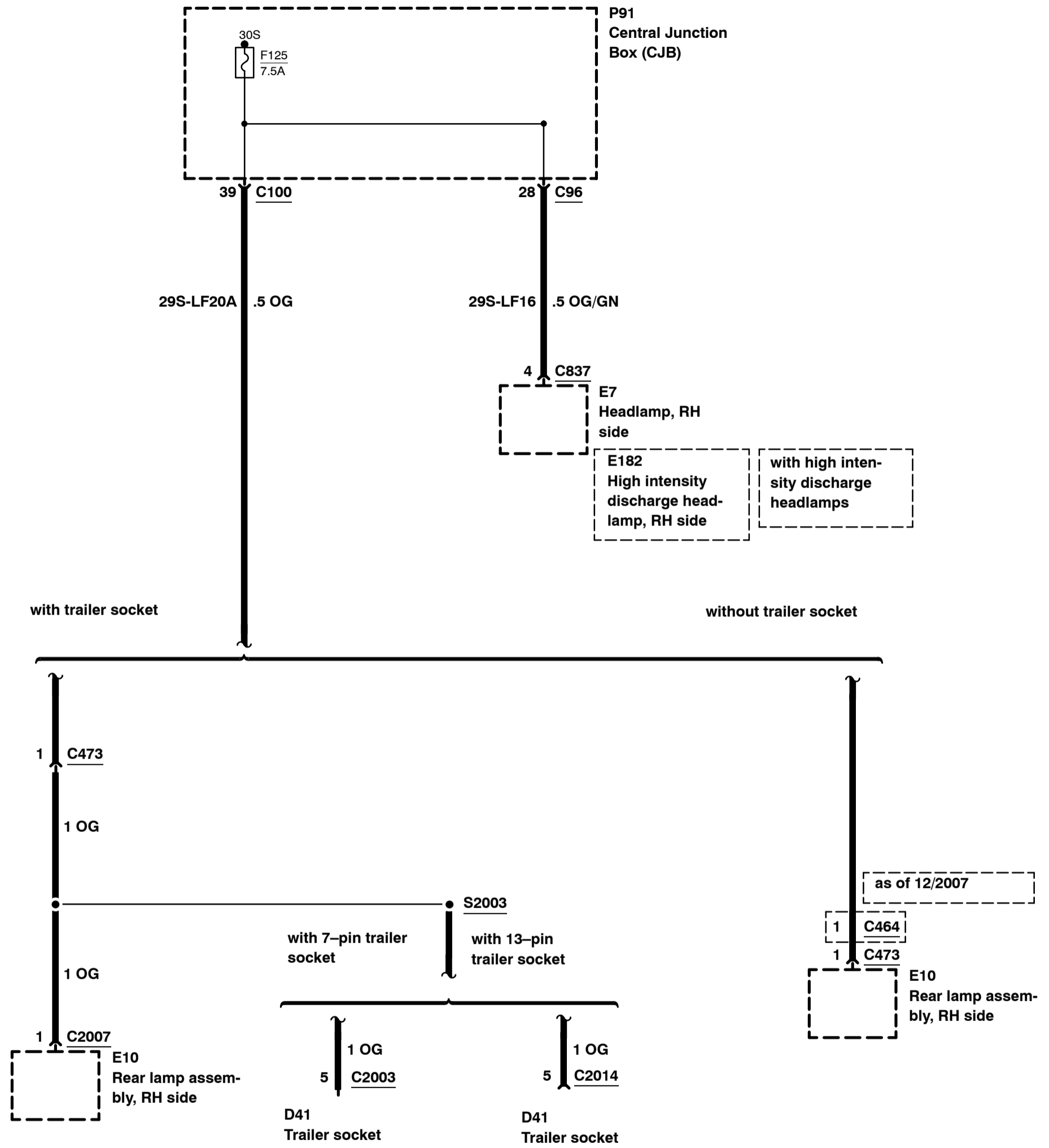


2008
700-03-00-63
2008.75
Focus

Fuse Details – F124, Coupé–Cabriolet

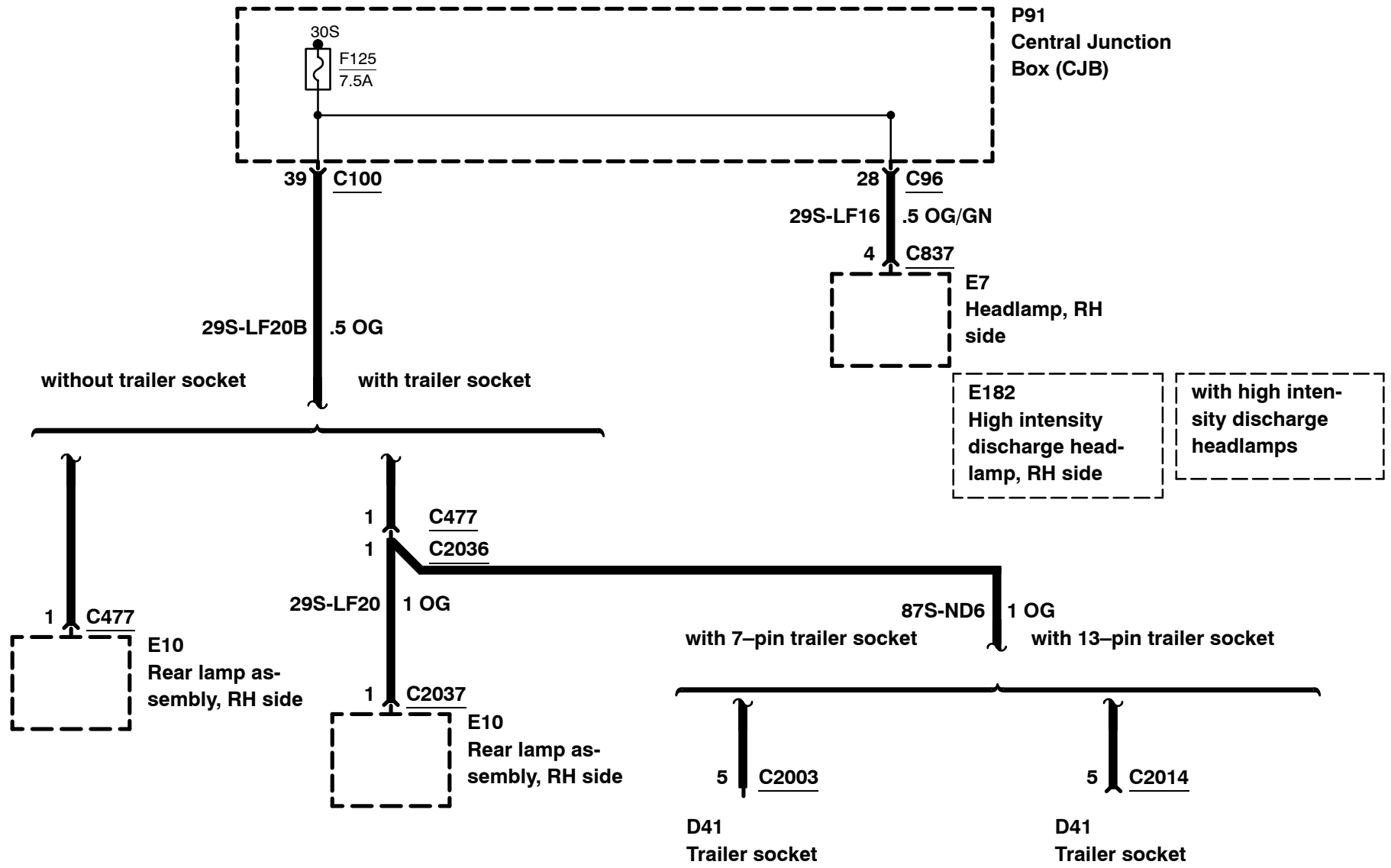


Fuse Details – F125, 3-door model/5-door model



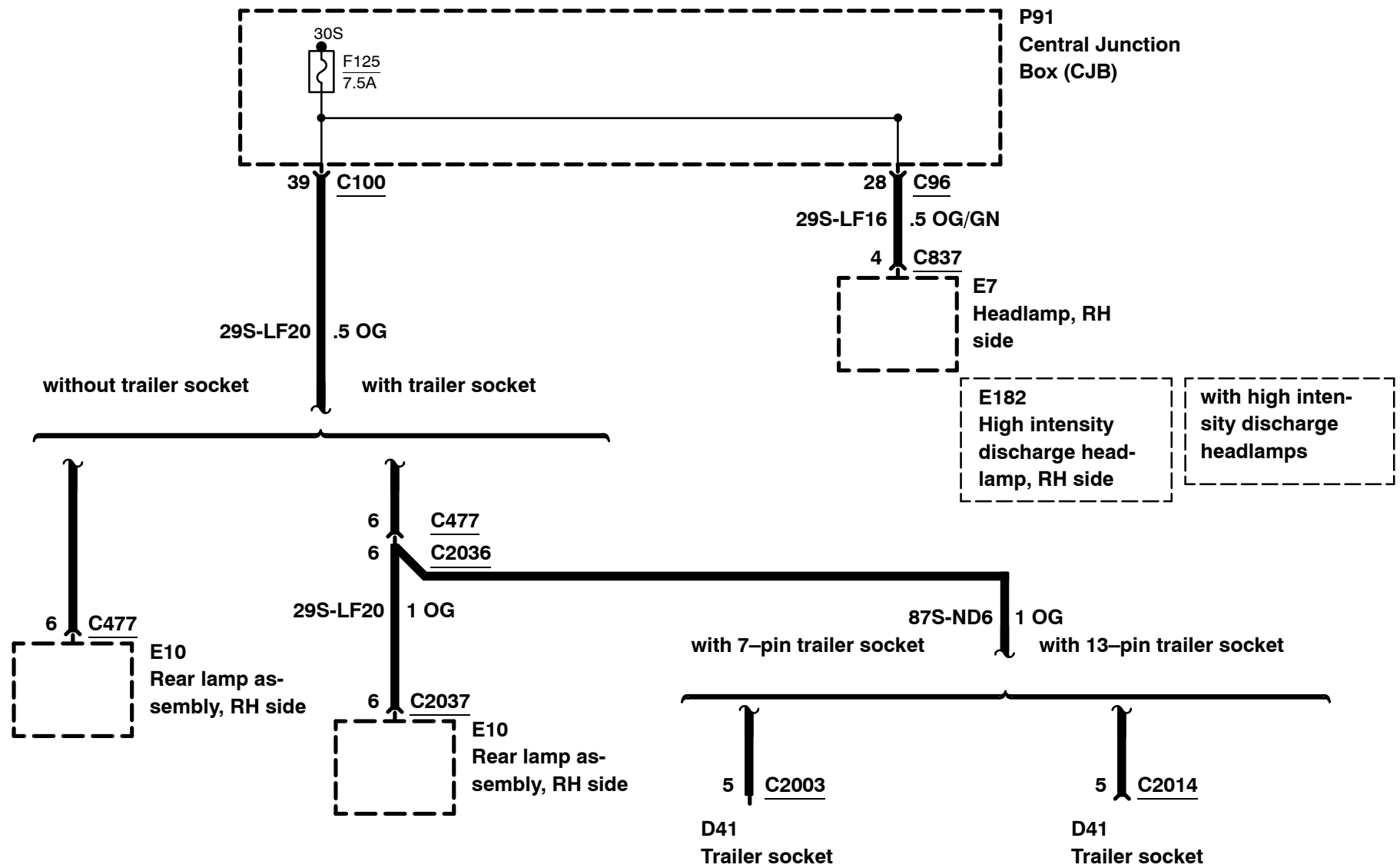
2008
700-03-00-65
2008.75
Focus

Fuse Details – F125, 4-door model

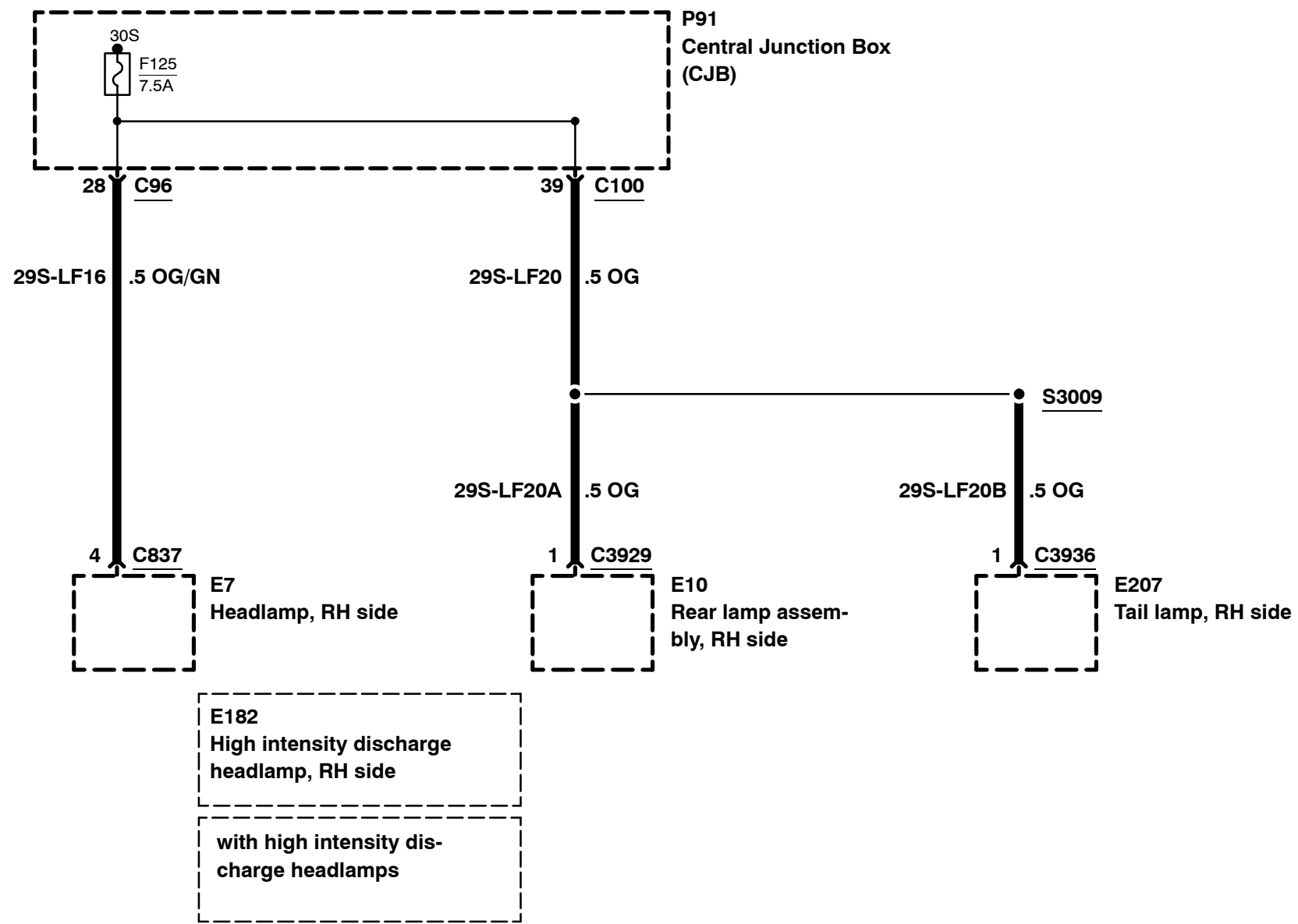


2008
700-03-00-66
2008.75
Focus

Fuse Details – F125, wagon

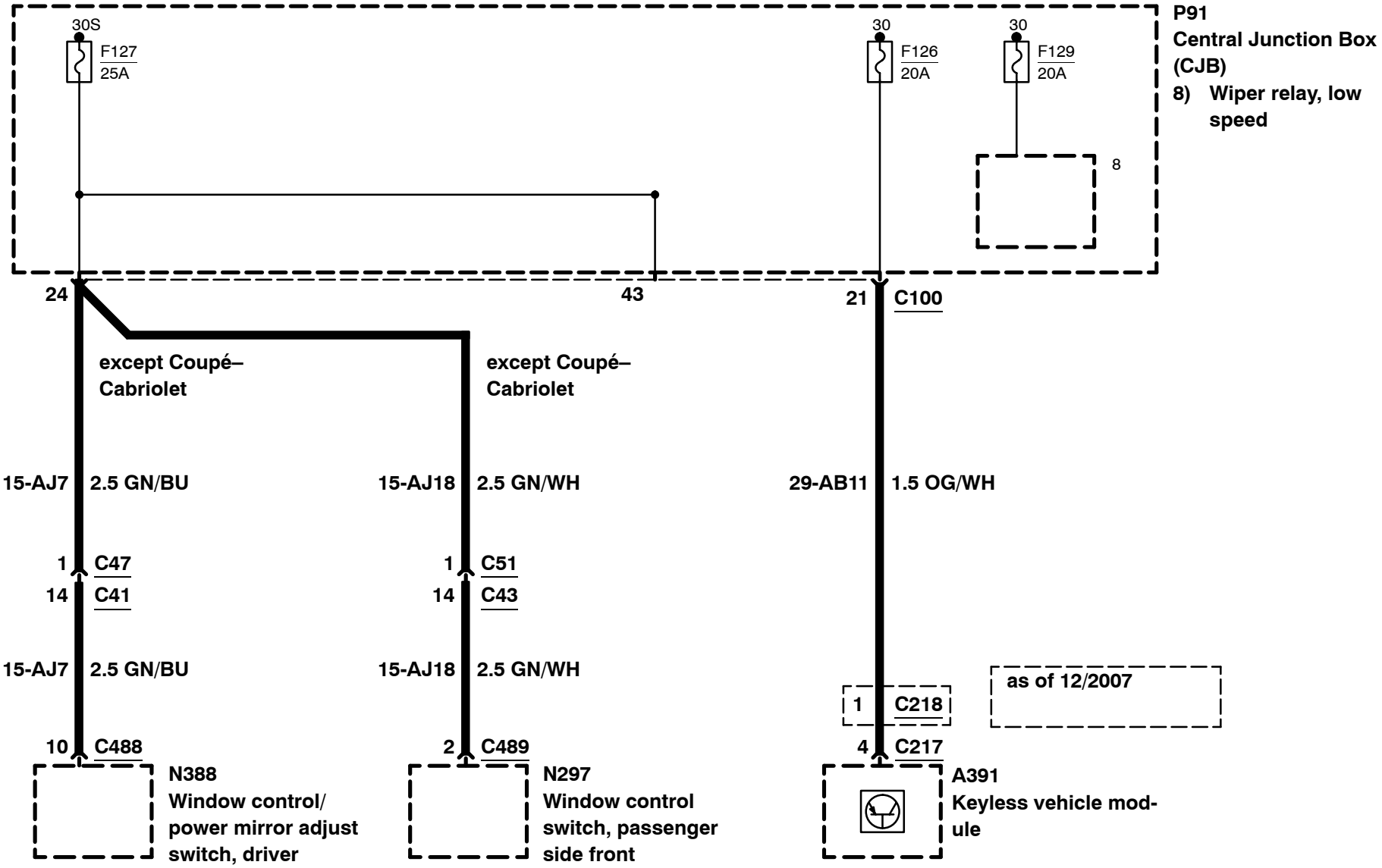


Fuse Details – F125, Coupé–Cabriolet



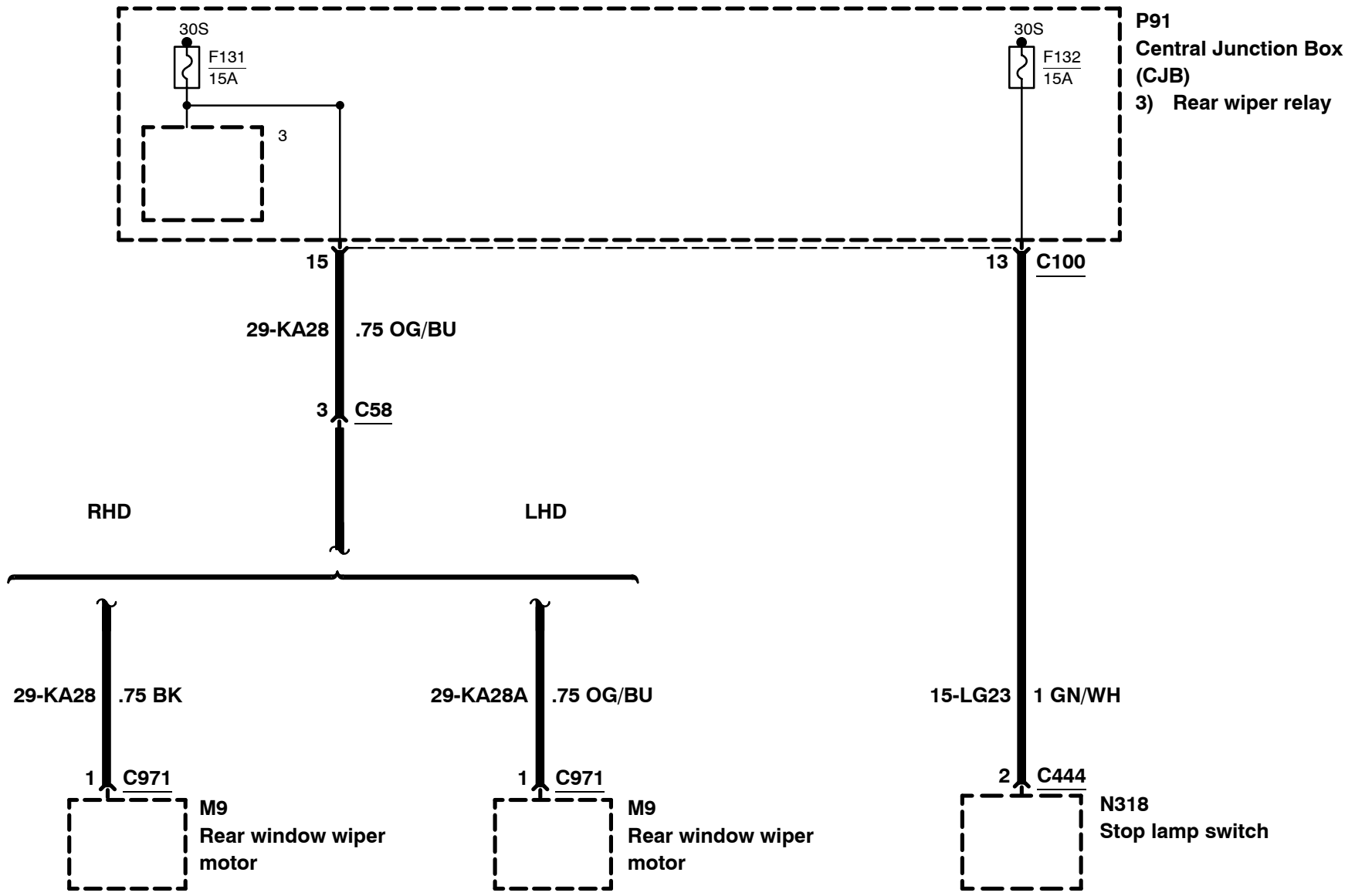
2008
700-03-00-68
2008.75
Focus

Fuse Details – F126, F127, F129

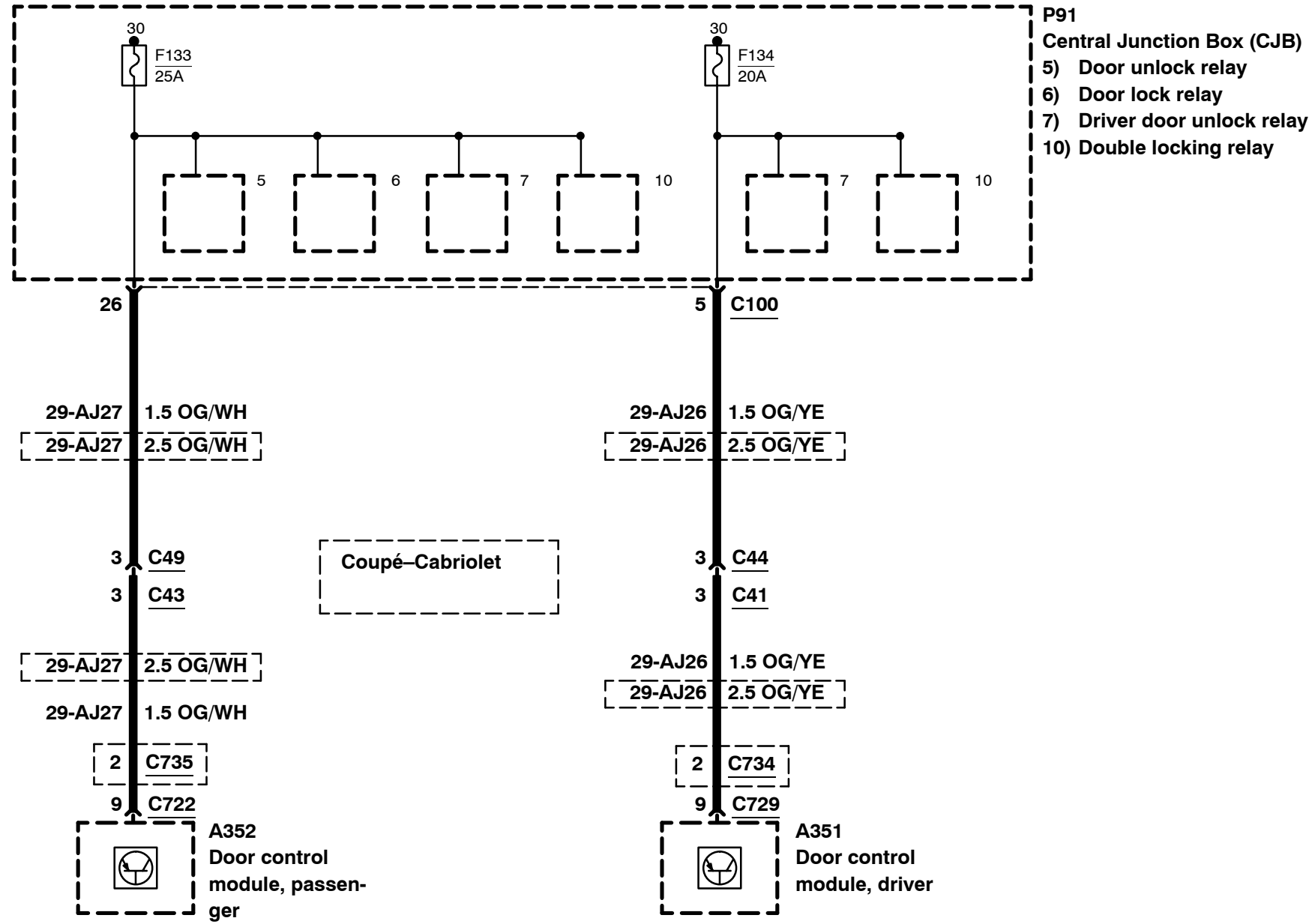


2008
700-03-00-69
2008.75
Focus

Fuse Details – F131, F132

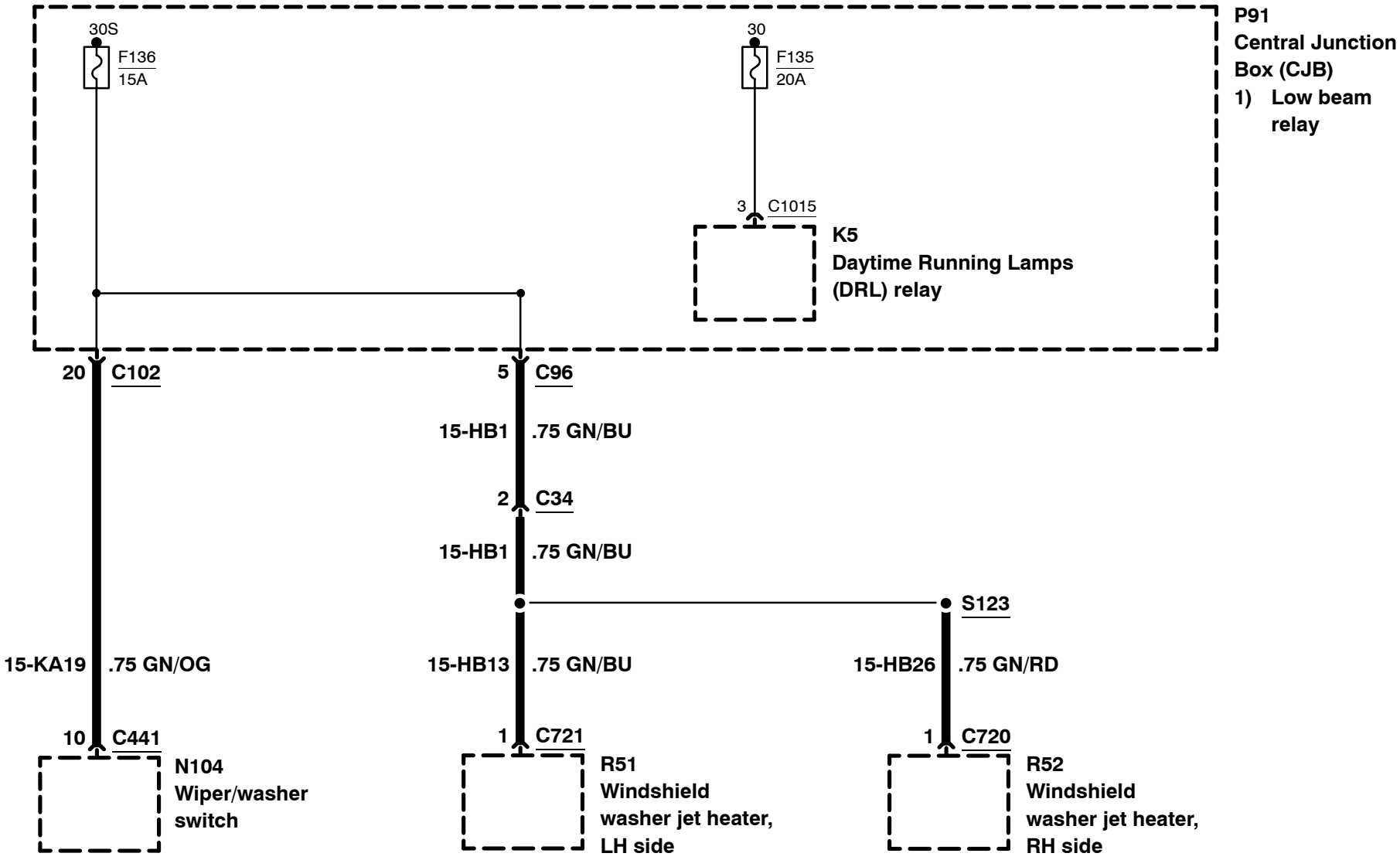


Fuse Details – F133, F134

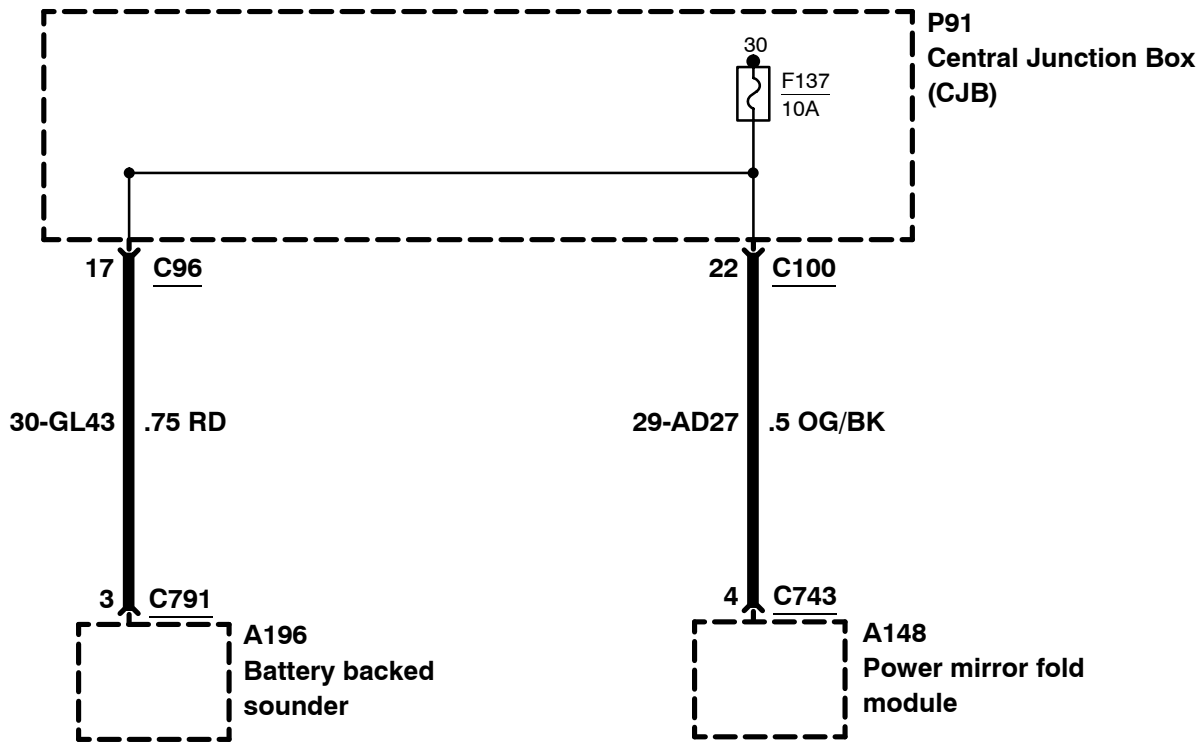


2008
700-03-00-71
2008.75
Focus

Fuse Details – F135, F136

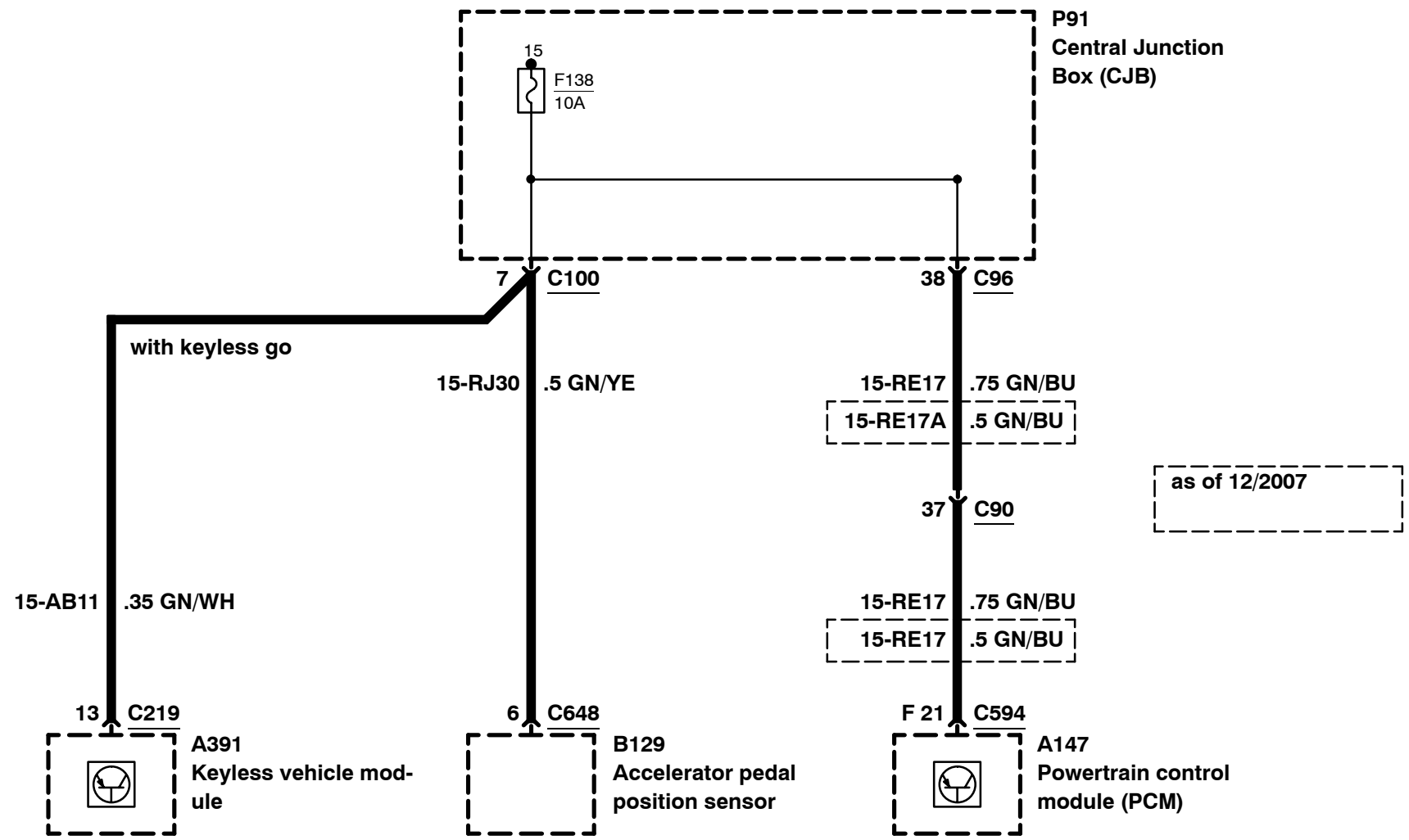


Fuse Details – F137

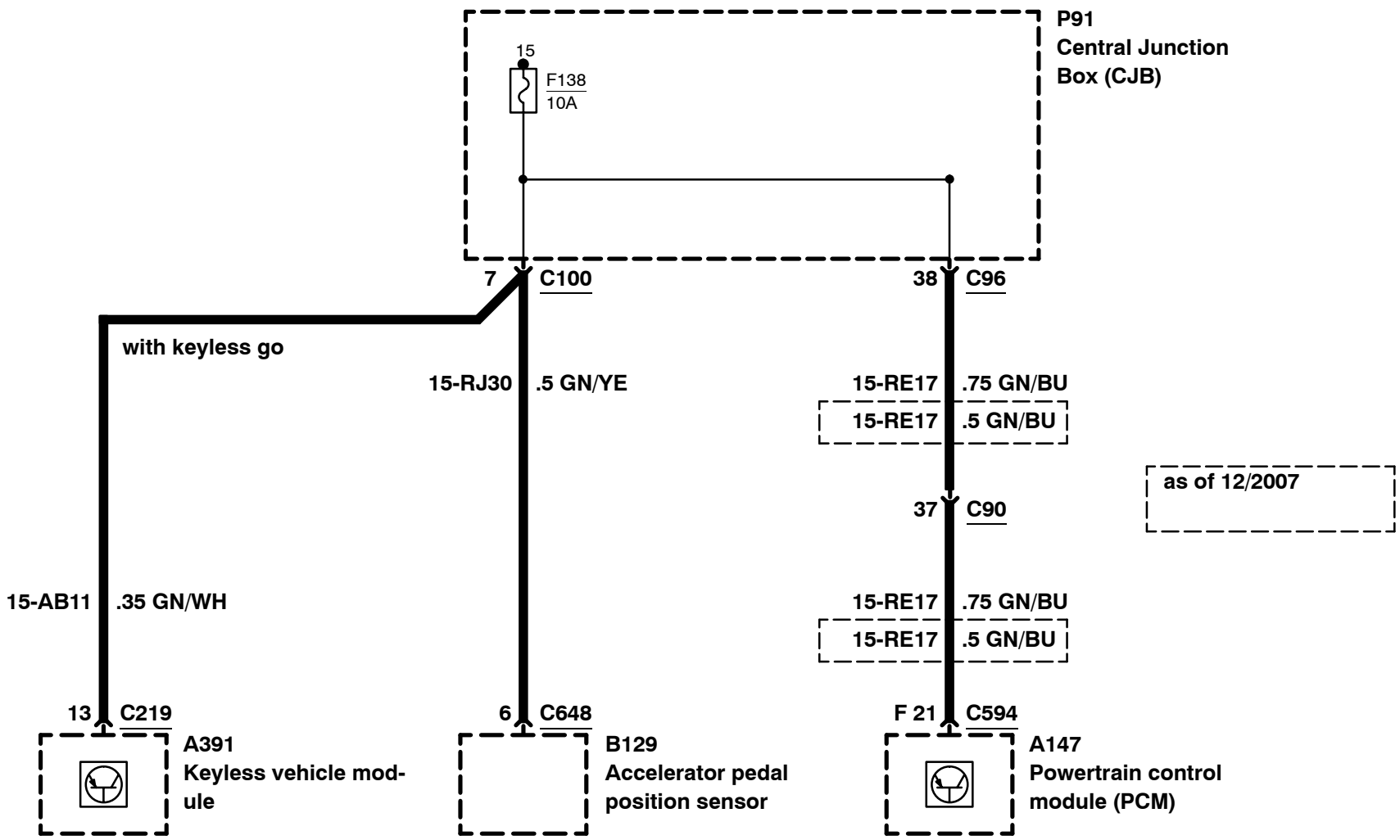


2008
700-03-00-73
2008.75
Focus

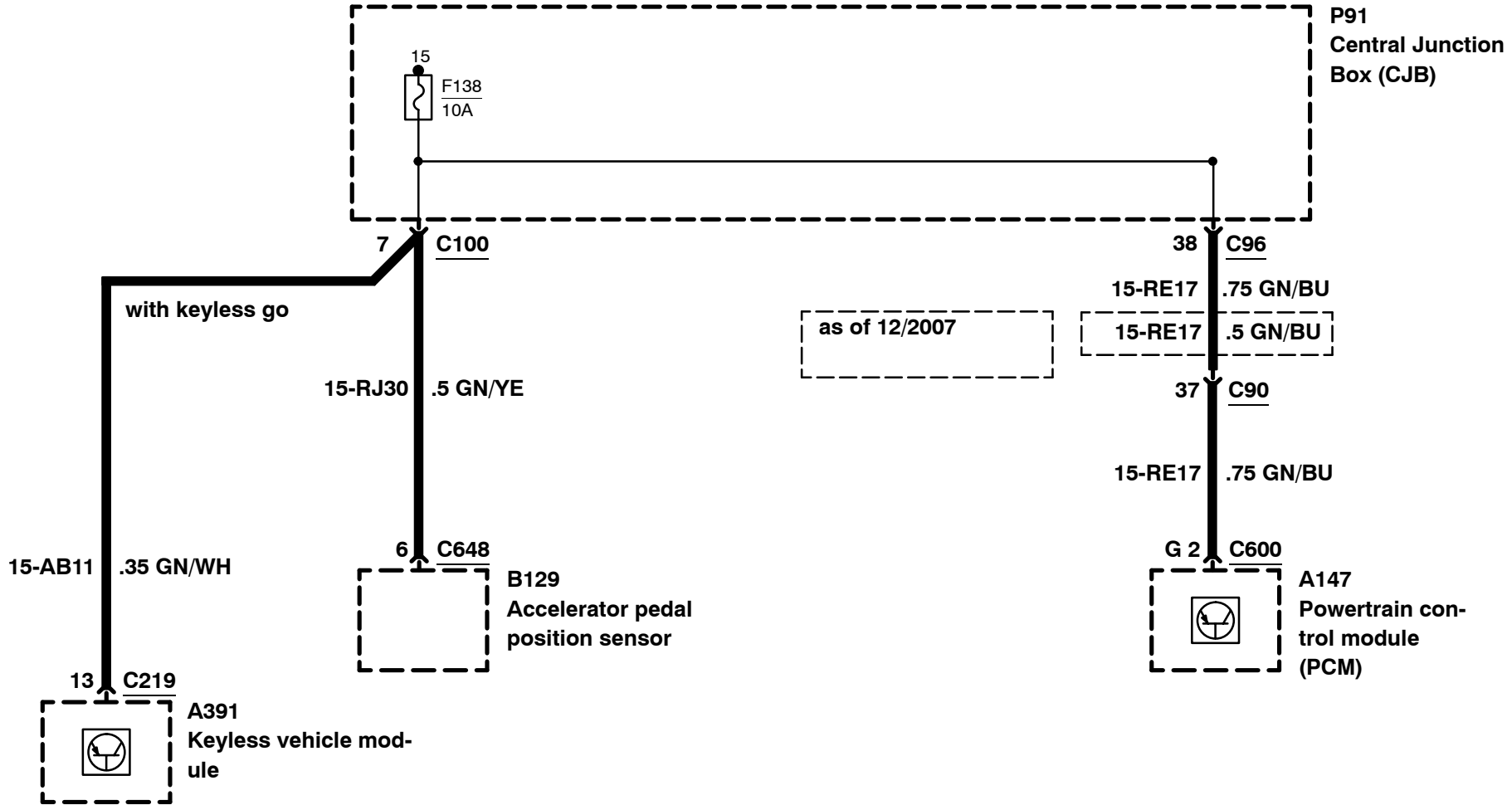
Fuse Details – F138, 1.4/1.6L Duratec–16V (Sigma)



Fuse Details – F138, 1.6L Duratec–16V Ti–VCT (Sigma)

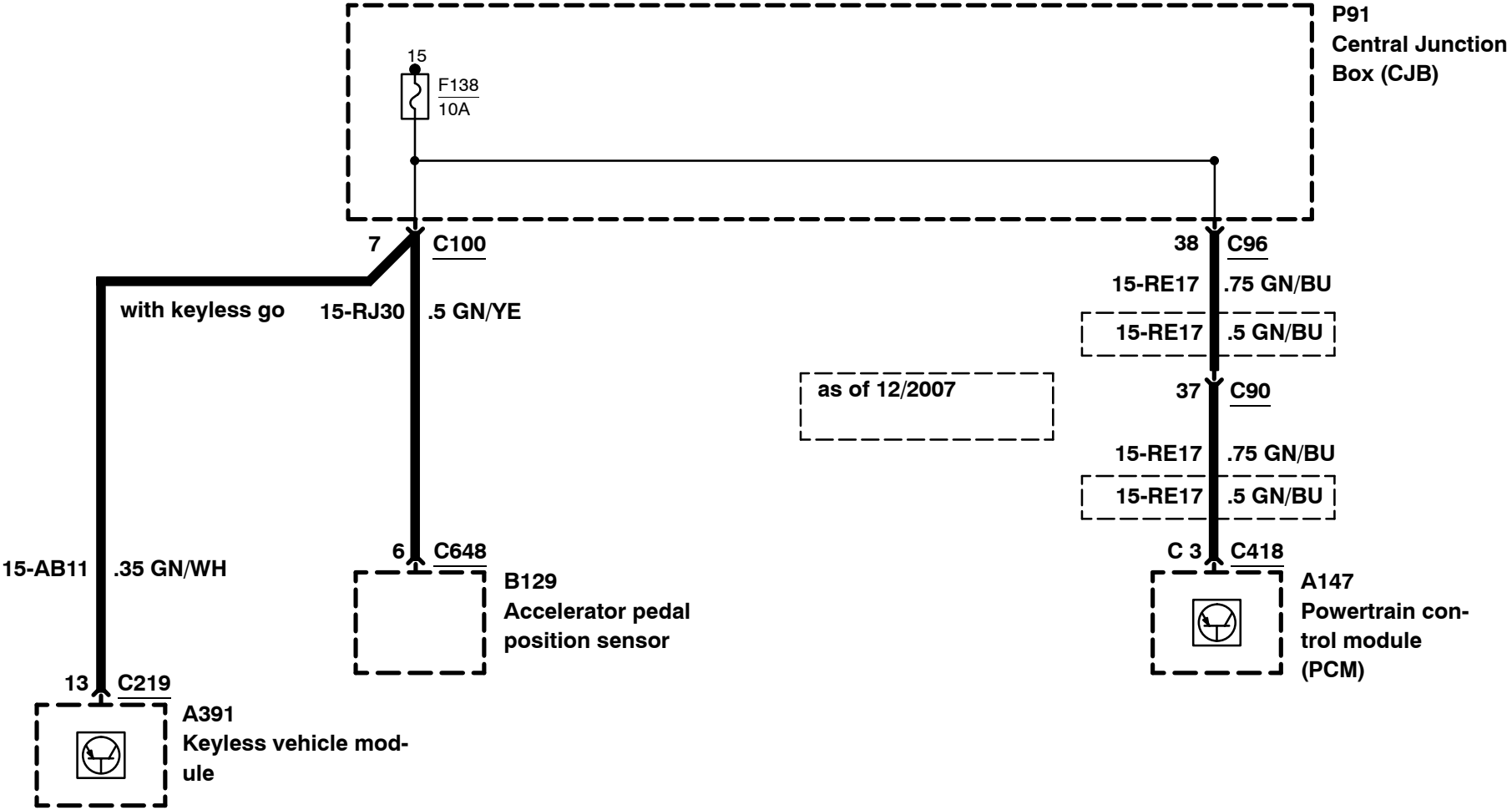


Fuse Details – F138, 1.8/2.0L Duratec–HE (MI4)



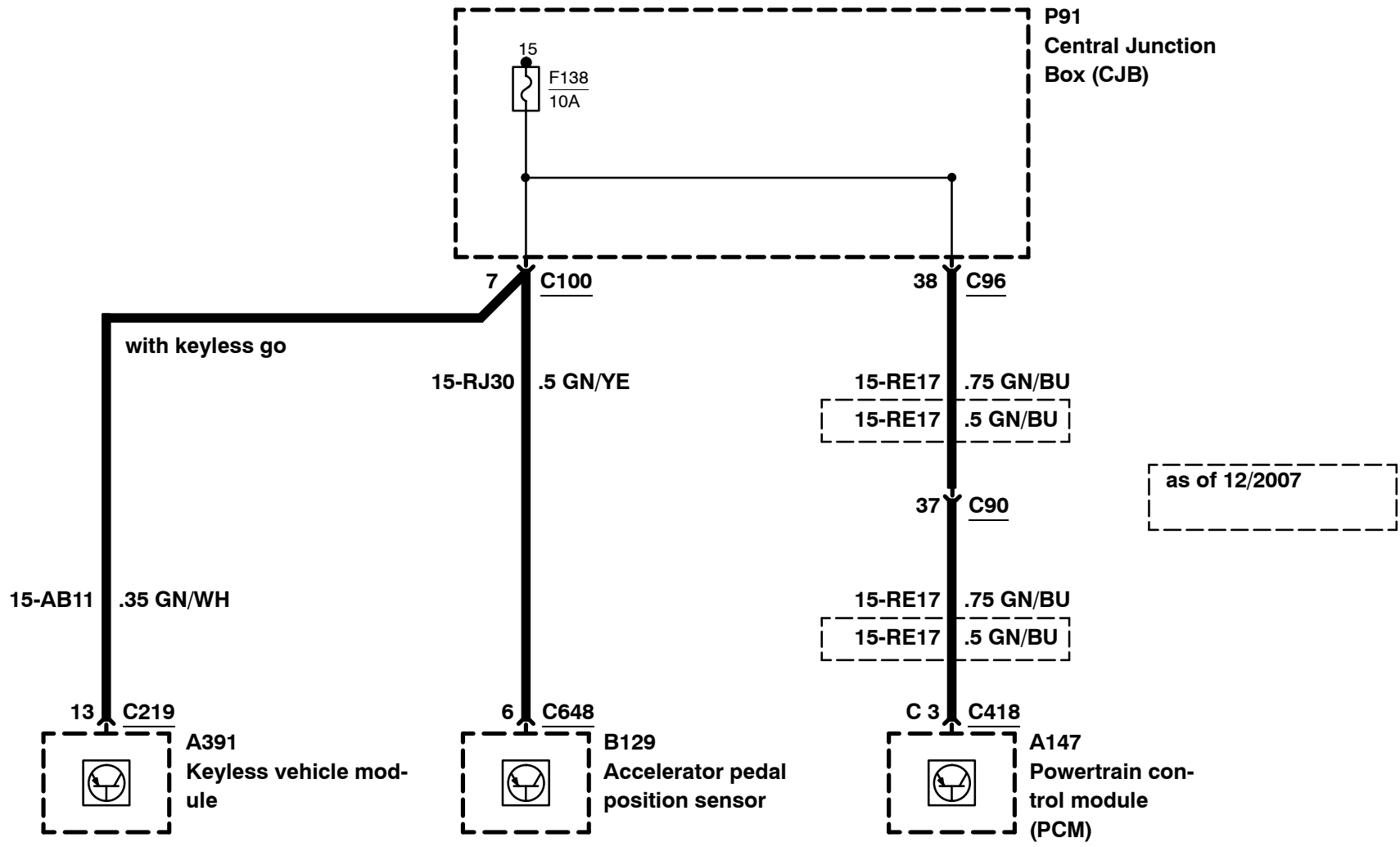
2008
700-03-00-76
2008.75
Focus

Fuse Details – F138, 1.6L Duratorq–TDCi (DV) Diesel



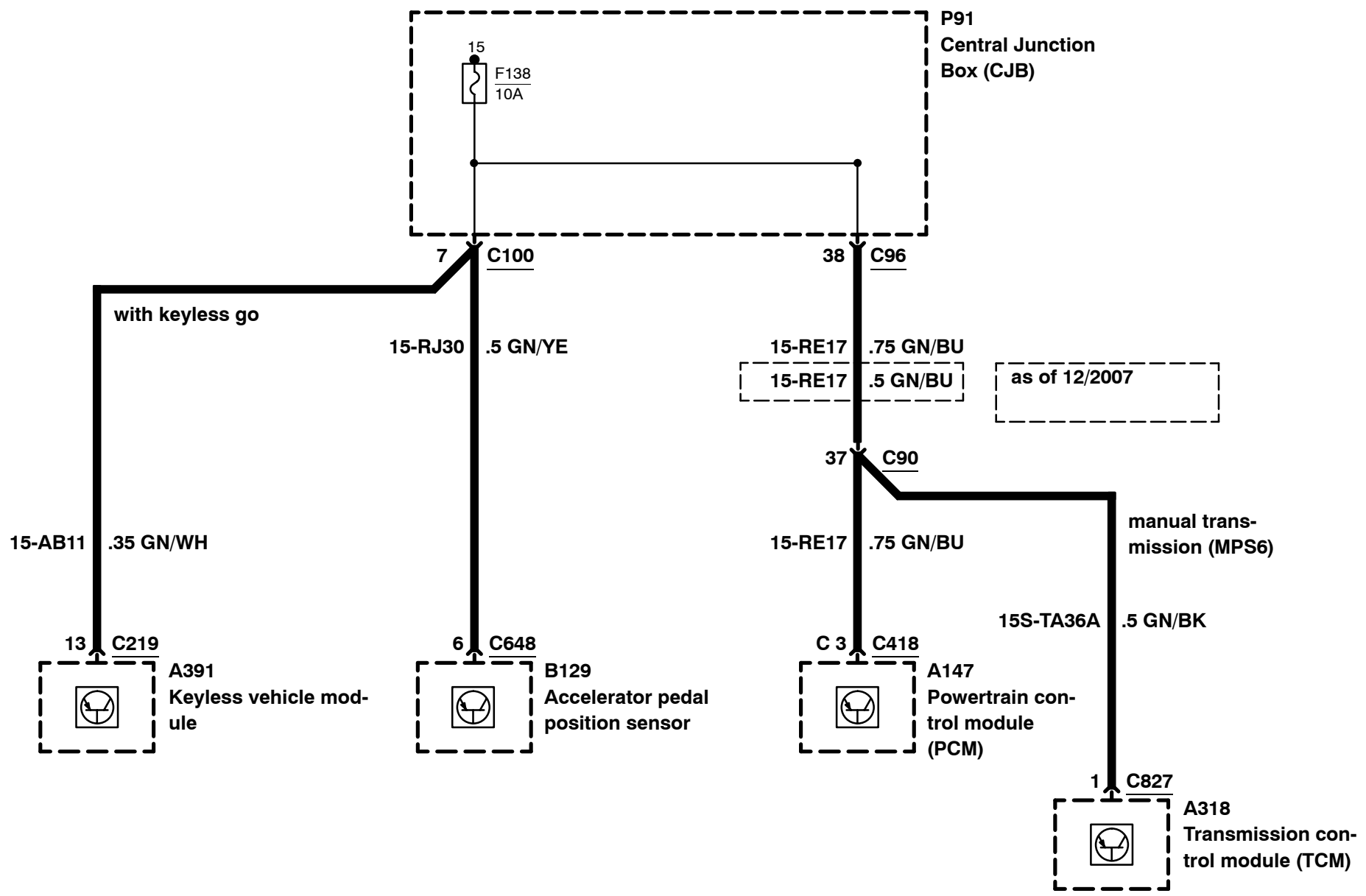
2008
700-03-00-77
2008.75
Focus

Fuse Details – F138, 1.8L Duratorq–TDCi (Kent) Diesel



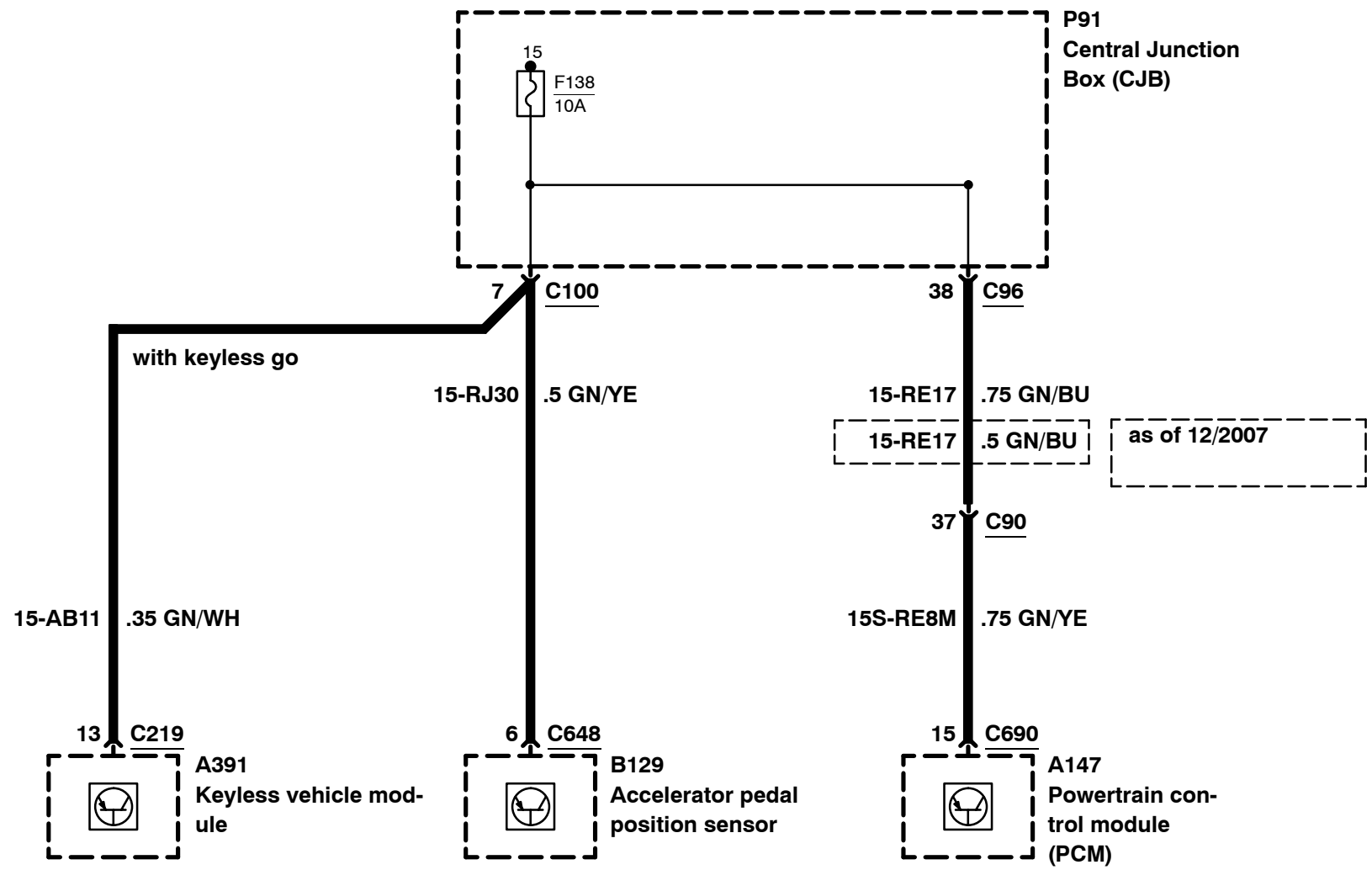
2008
700-03-00-78
2008.75
Focus

Fuse Details – F138, 2.0L Duratorq–TDCi (DW) Diesel

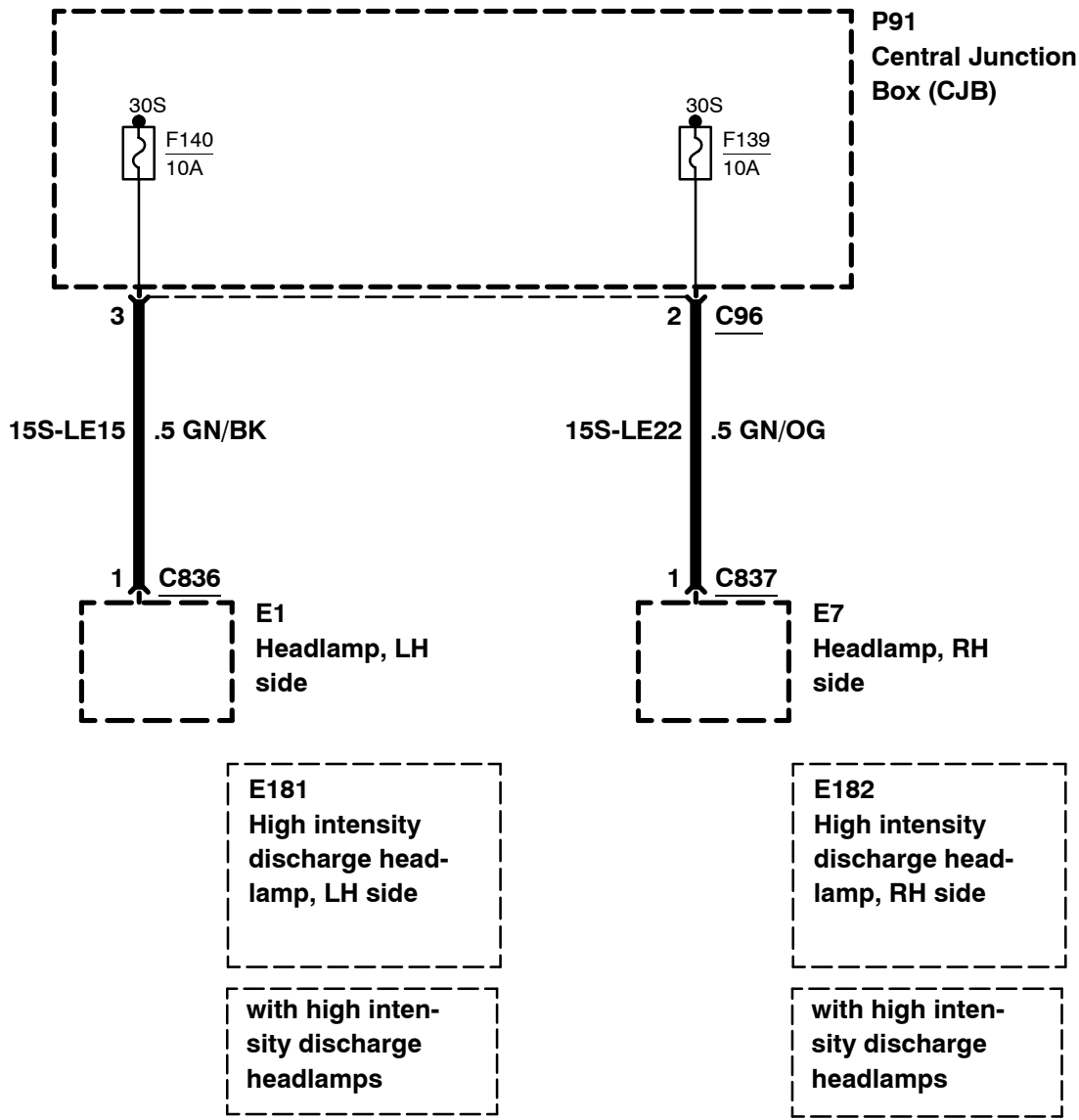


2008
700-03-00-79
2008.75
Focus

Fuse Details – F138, 2.5L Duratec–ST (VI5)

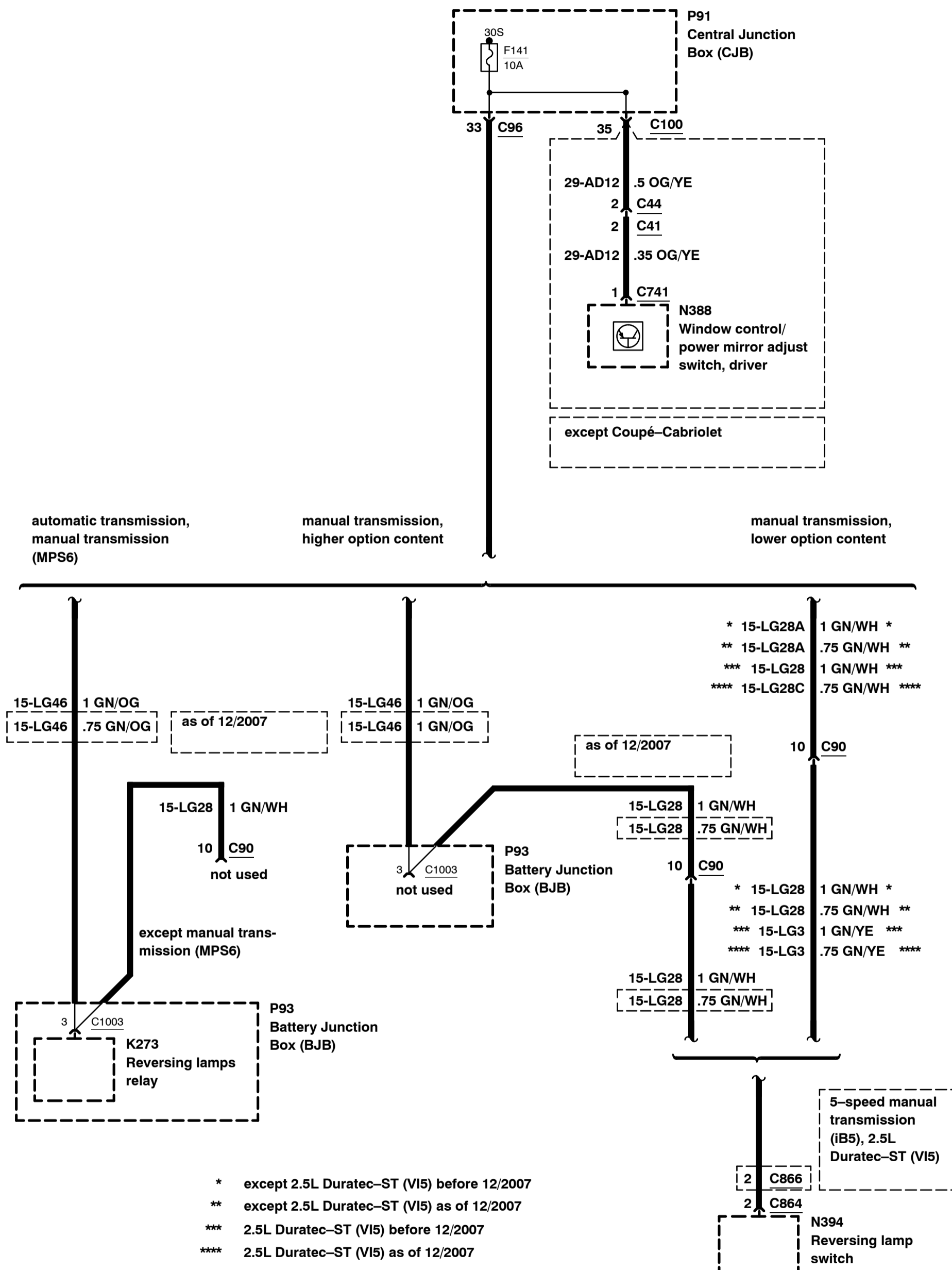


Fuse Details – F139, F140



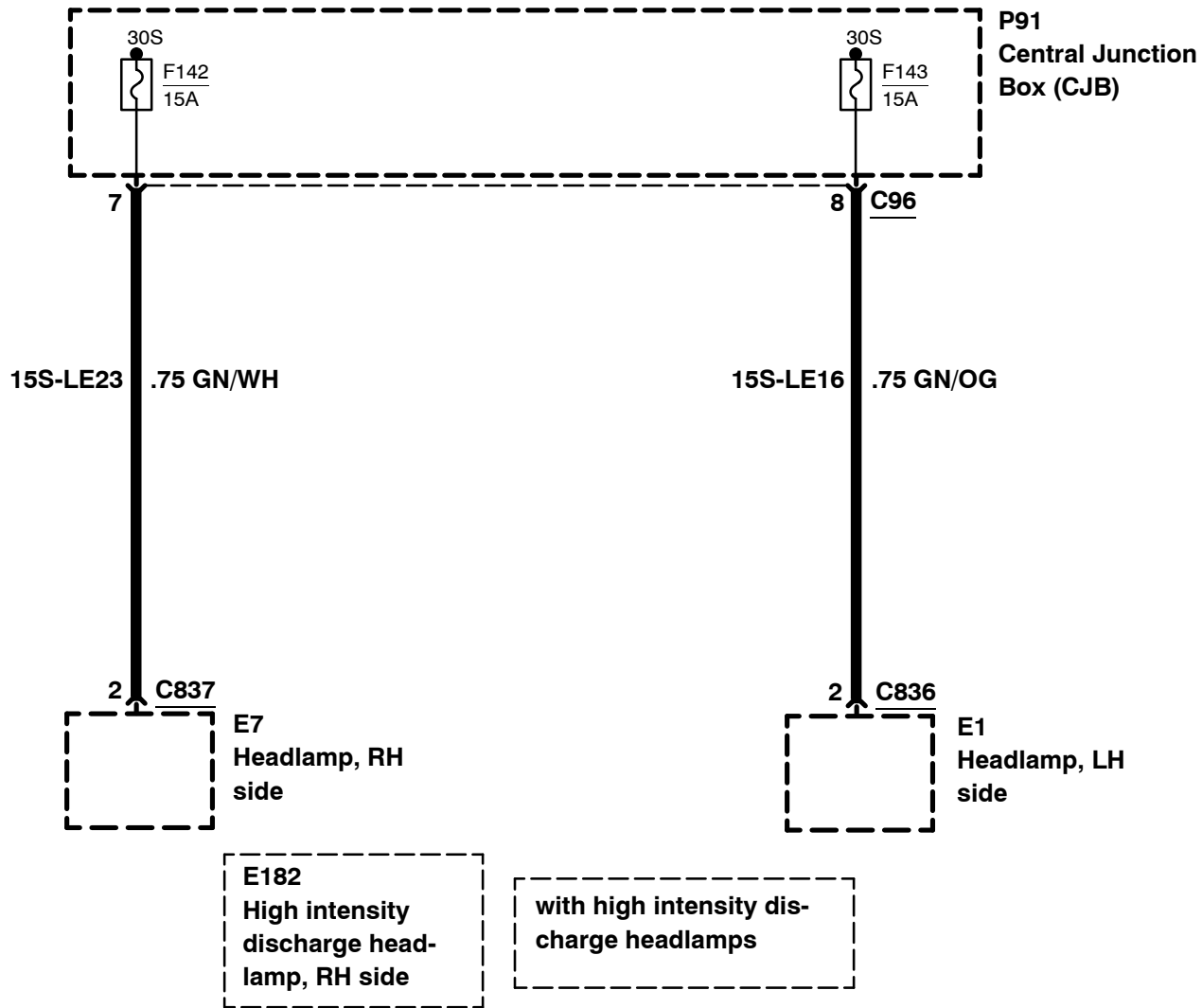
Fuse Details – F141

2008
700-03-00-81
2008.75
Focus



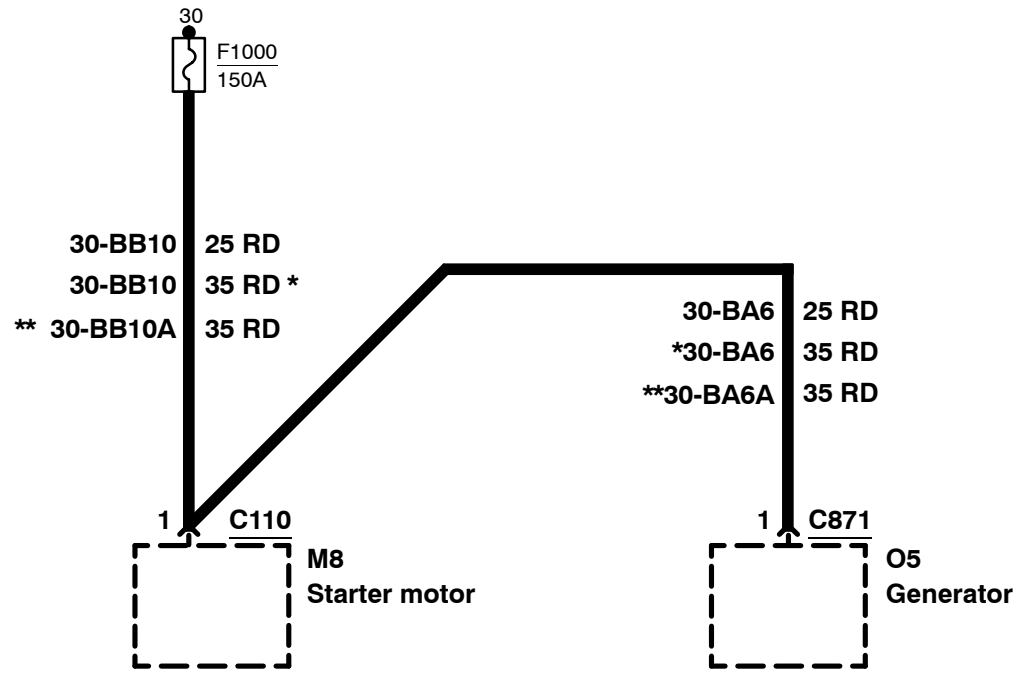
2008
700-03-00-82
2008.75
Focus

Fuse Details – F142, F143



2008
700-03-00-83
2008.75
Focus

Fuse Details – F1000



* Diesel engines, except 1.6L Duratorq-TDCi (DV) Diesel
 ** 1.6L Duratorq-TDCi (DV) Diesel

Ground Distribution

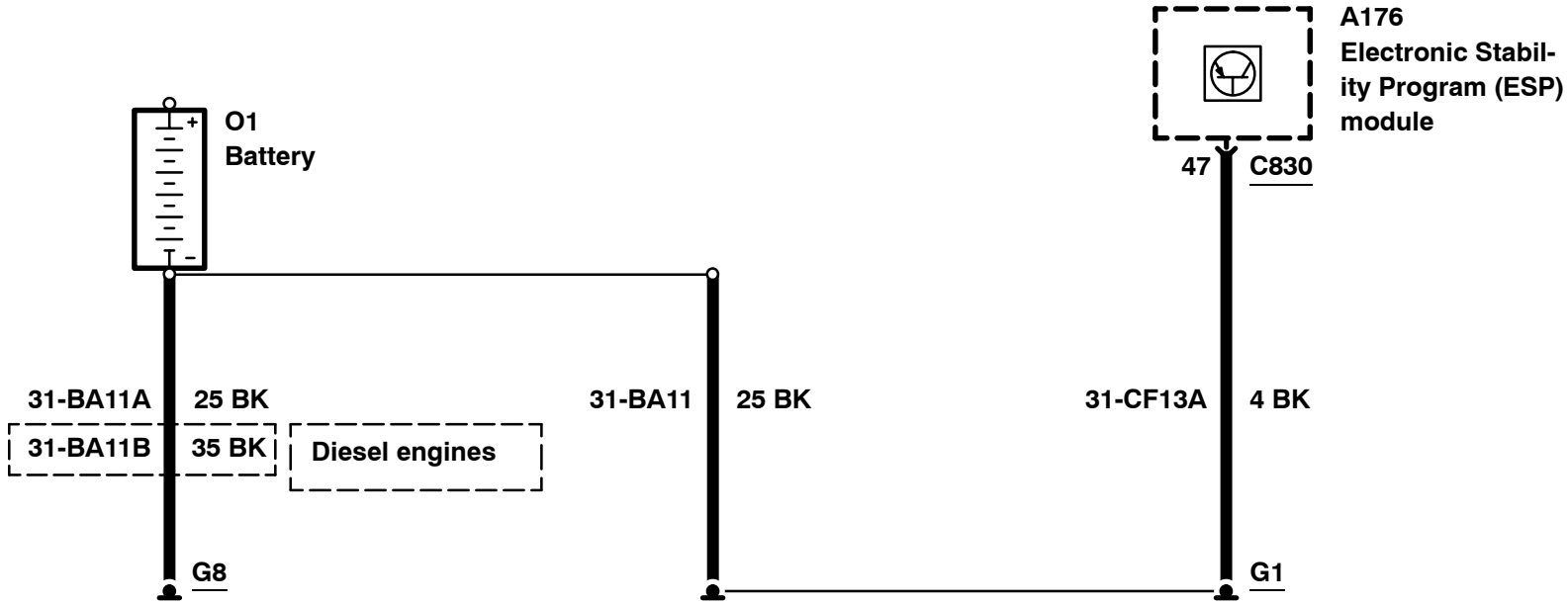
Ground Distribution . G1, G8.....	700-04-00-1
Ground Distribution . G6, with DVD navigation system with touch screen	700-04-00-2
Ground Distribution . G7	700-04-00-3
Ground Distribution . G12, except Coupé. Cabriolet, LHD, without global closing	700-04-00-4
Ground Distribution . G12, except Coupé. Cabriolet, LHD, with global closing	700-04-00-5
Ground Distribution . G12, except Coupé.Cabriolet, RHD, without global closing, without heated seats	700-04-00-6
Ground Distribution . G12, except Coupé.Cabriolet, RHD, without global closing, with heated seats.....	700-04-00-7
Ground Distribution . G12, except Coupé.Cabriolet, RHD, with global closing	700-04-00-8
Ground Distribution . G12, Coupé.Cabriolet, LHD, with global closing	700-04-00-9
Ground Distribution . G12, Coupé.Cabriolet, RHD	700-04-00-10
Ground Distribution . G19	700-04-00-11
Ground Distribution . G20, G39.....	700-04-00-12
Ground Distribution . G20, G39.....	700-04-00-13
Ground Distribution . G31	700-04-00-14
Ground Distribution . G31	700-04-00-15
Ground Distribution . G37	700-04-00-16
Ground Distribution . G45, except Coupé.Cabriolet, LHD, without global closing	700-04-00-17
Ground Distribution . G45, except Coupé.Cabriolet, except 3.door model LHD,with global closing.....	700-04-00-18
Ground Distribution . G45, 3.door model, LHD, with global closing	700-04-00-19
Ground Distribution . G45, except Coupé.Cabriolet, RHD.....	700-04-00-20
Ground Distribution . G45, Coupé.Cabriolet, LHD, with global closing	700-04-00-21
Ground Distribution . G45, Coupé.Cabriolet, RHD.....	700-04-00-22
Ground Distribution . G53, except Coupé.Cabriolet, LHD, without global closing, without heated seats	700-04-00-23

Ground Distribution . G53, except Coupé.Cabriolet, LHD, without global closing, with heated seats	700-04-00-24
Ground Distribution . G53, except Coupé.Cabriolet, LHD, with global closing.....	700-04-00-25
Ground Distribution . G53, except Coupé.Cabriolet, RHD, without global closing.....	700-04-00-26
Ground Distribution . G53, except Coupé.Cabriolet, RHD, with global closing	700-04-00-27
Ground Distribution . G53, Coupé.Cabriolet, LHD.....	700-04-00-28
Ground Distribution . G53, Coupé.Cabriolet, RHD.....	700-04-00-29
Ground Distribution . G55, without Electronic Stability Program (ESP)	700-04-00-30
Ground Distribution . G55, with Electronic Stability Program (ESP).....	700-04-00-31
Ground Distribution . G56	700-04-00-32
Ground Distribution . G57, 1.6L Duratorq.TDCi (DV) Diesel	700-04-00-33
Ground Distribution . G57, 1.8L Duratorq.TDCi (Kent) Diesel	700-04-00-34
Ground Distribution . G57, 2.0L Duratorq.TDCi (DW) Diesel	700-04-00-35
Ground Distribution . G57, 2.5L Duratec.ST (VI5).....	700-04-00-36
Ground Distribution . G58	700-04-00-37
Ground Distribution . G63	700-04-00-38
Ground Distribution . G68, 1.4/1.6L Duratec.16V (Sigma)	700-04-00-39
Ground Distribution . G68, 1.6L Duratec.16V Ti.VCT (Sigma).....	700-04-00-40
Ground Distribution . G68, 1.8/2.0L Duratec.HE (MI4).....	700-04-00-41
Ground Distribution . G70, 3.door model/5.door model.....	700-04-00-42
Ground Distribution . G70, 4.door model.....	700-04-00-43
Ground Distribution . G70, wagon	700-04-00-44
Ground Distribution . G70, Coupé.Cabriolet.....	700-04-00-45
Ground Distribution . G70	700-04-00-46
Ground Distribution . G72	700-04-00-47

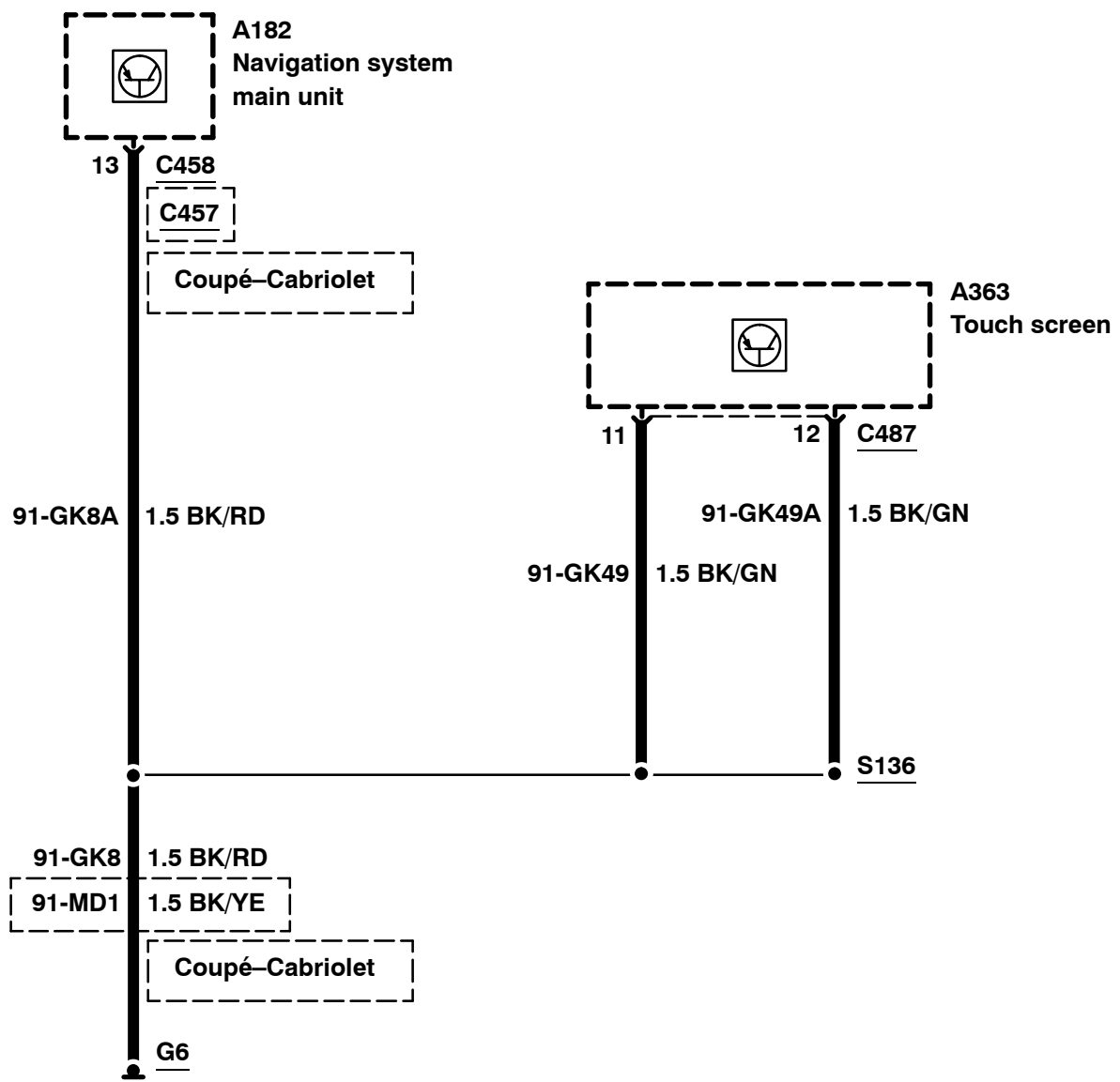
Ground Distribution . G74, G78, 1.4/1.6L Duratec. 16V (Sigma), 1.6LDuratec.16V Ti.VCT (Sigma)	700-04-00-48
Ground Distribution . G74, G78, 1.8/2.0L Duratec .HE (MI4), 2.5L Duratec.ST(VI5)	700-04-00-49
Ground Distribution . G74, G78, 1.6L Duratorq.TDCi (DV) Diesel	700-04-00-50
Ground Distribution . G74, G78, 1.8L Duratorq. TDCi (Kent) Diesel, 2.0L Duratorq.TDCi (DW) Diesel	700-04-00-51
Ground Distribution . G75, except Coupé. Cabriolet,LHD	700-04-00-52
Ground Distribution . G75, except Coupé.Cabriolet, RHD, without global closing.....	700-04-00-53
Ground Distribution . G75, 3.door model, RHD, with global closing	700-04-00-54
Ground Distribution . G75, except 3.door model, RHD, with global closing	700-04-00-55
Ground Distribution . G75, Coupé.Cabriolet, LHD	700-04-00-56
Ground Distribution . G75, Coupé.Cabriolet, RHD.....	700-04-00-57
Ground Distribution . G77, 3.door model/5.door model.....	700-04-00-58
Ground Distribution . G77, 3.door model/5.door model.....	700-04-00-59
Ground Distribution . G77, 4.door model.....	700-04-00-60
Ground Distribution . G77, 4.door model.....	700-04-00-61
Ground Distribution . G77, wagon.....	700-04-00-62
Ground Distribution . G77, wagon.....	700-04-00-63
Ground Distribution . G77, Coupé.Cabriolet.....	700-04-00-64
Ground Distribution . G77, Coupé.Cabriolet, 7. pin trailer socket.....	700-04-00-65
Ground Distribution . G77, Coupé.Cabriolet, 13. pin trailer socket.....	700-04-00-66
Ground Distribution . G100	700-04-00-67
Ground Distribution . G101	700-04-00-68

2008
700-04-00-1
2008.75
Focus

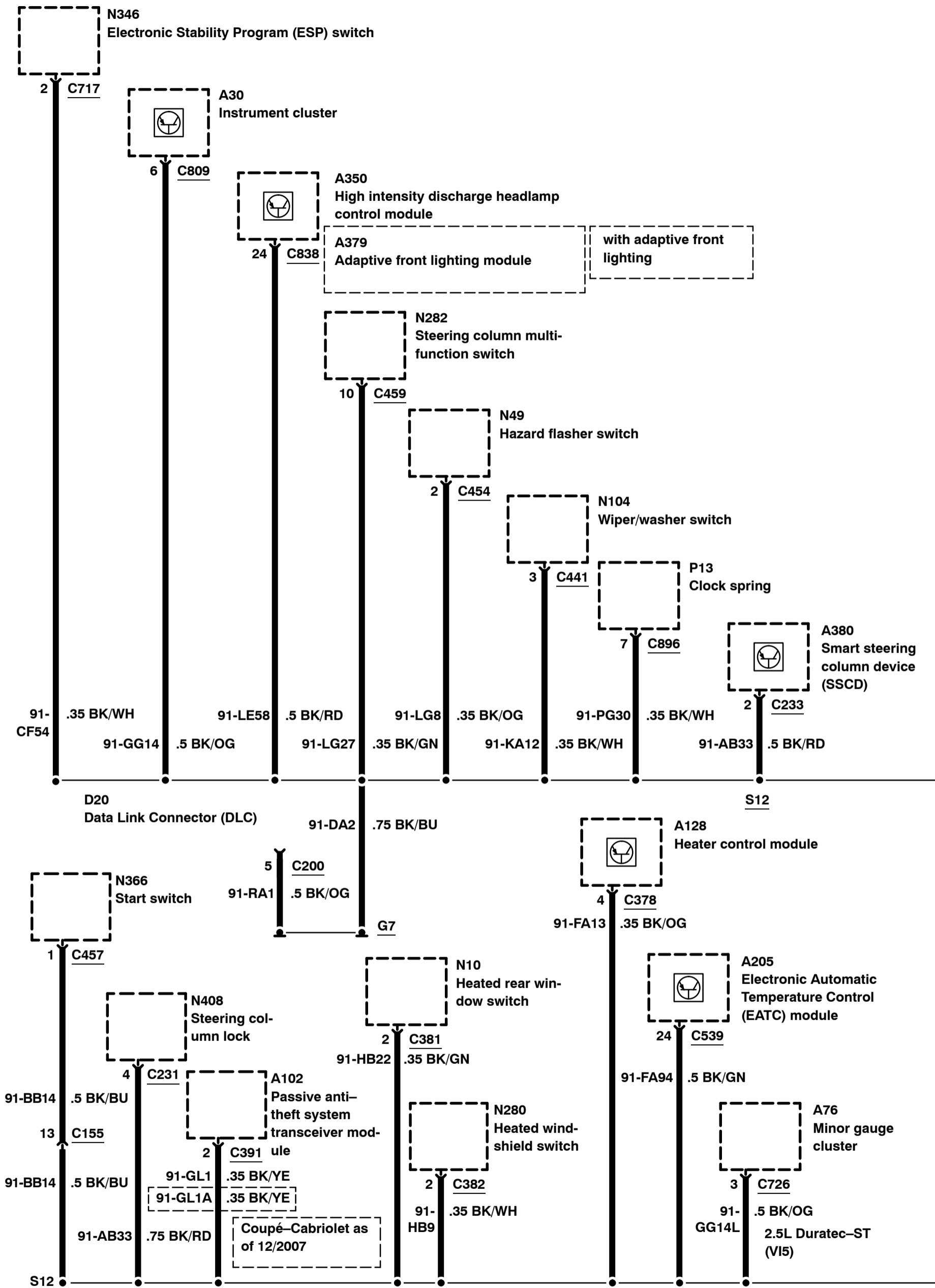
Ground Distribution – G1, G8



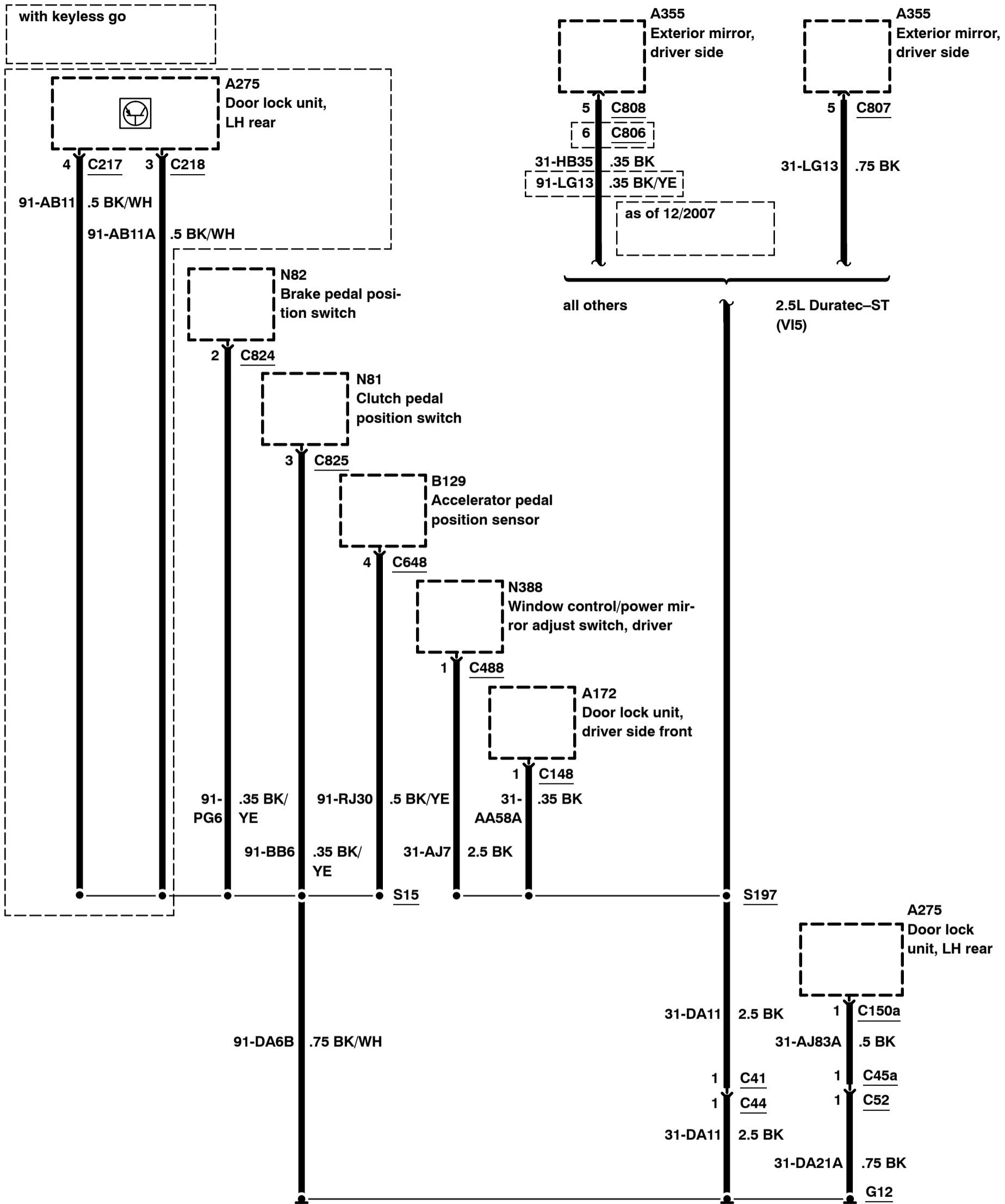
Ground Distribution – G6, with DVD navigation system with touch screen



Ground Distribution – G7

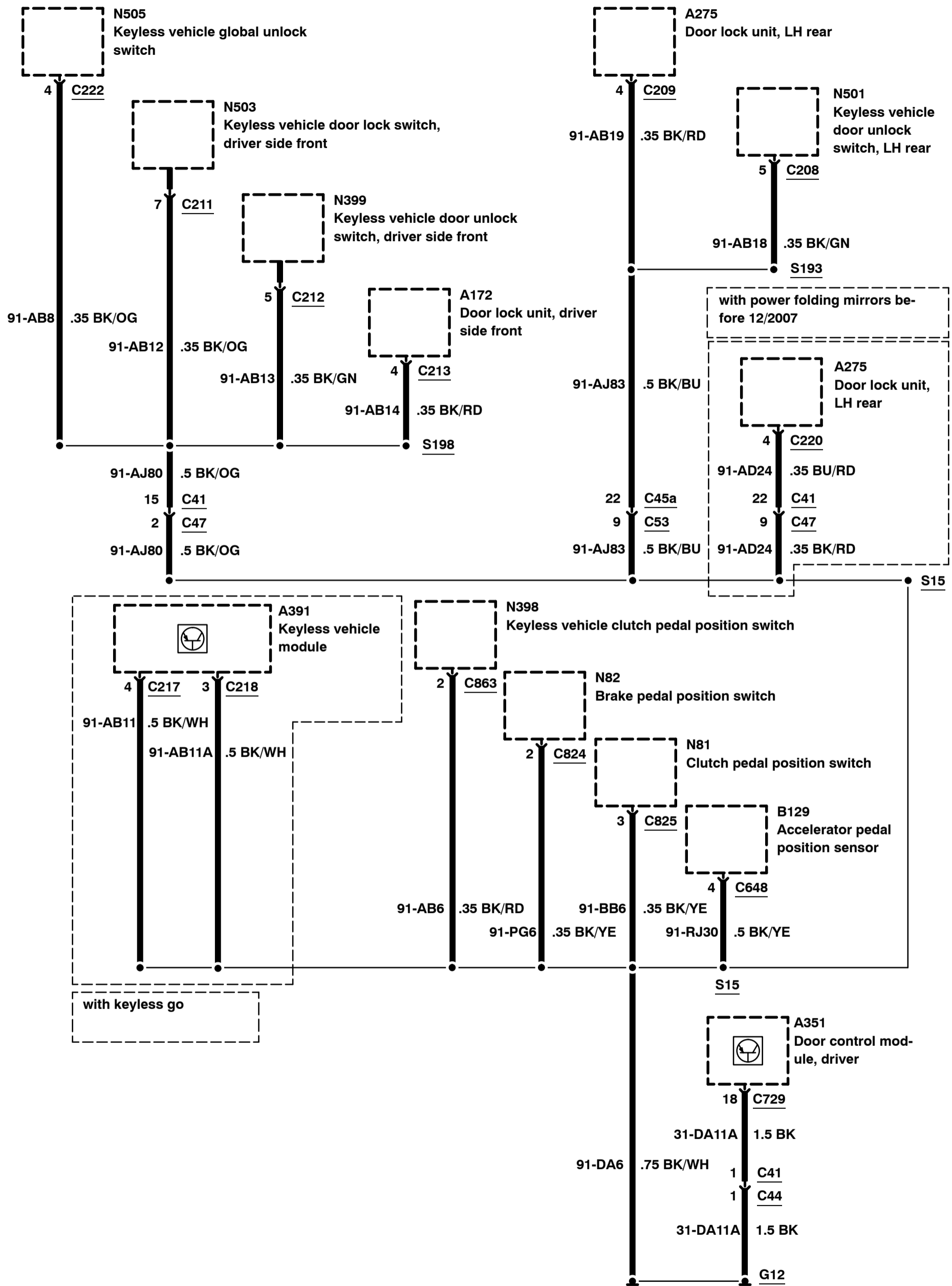


Ground Distribution – G12, except Coupé–Cabriolet, LHD, without global closing

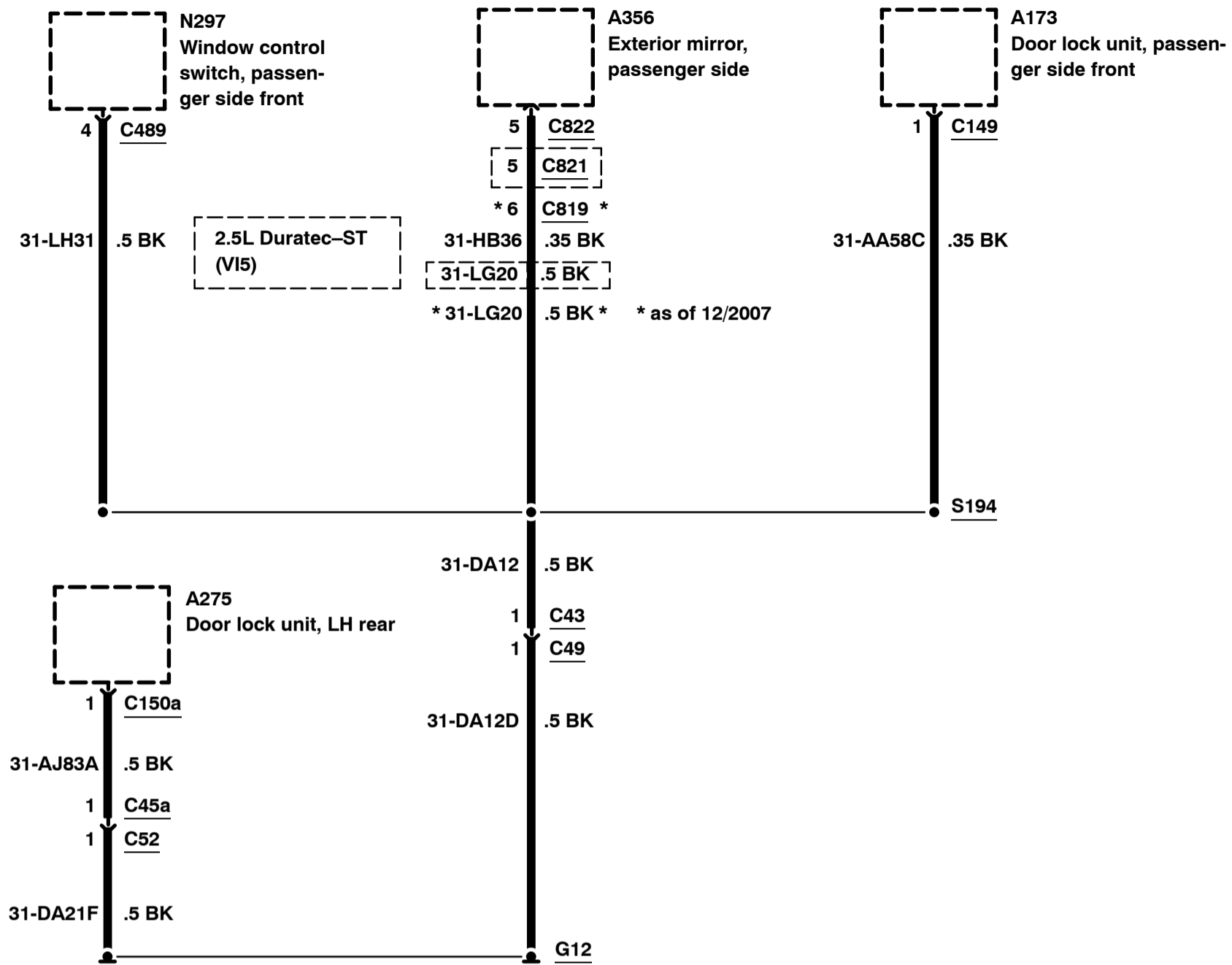


Ground Distribution – G12, except Coupé–Cabriolet, LHD, with global closing

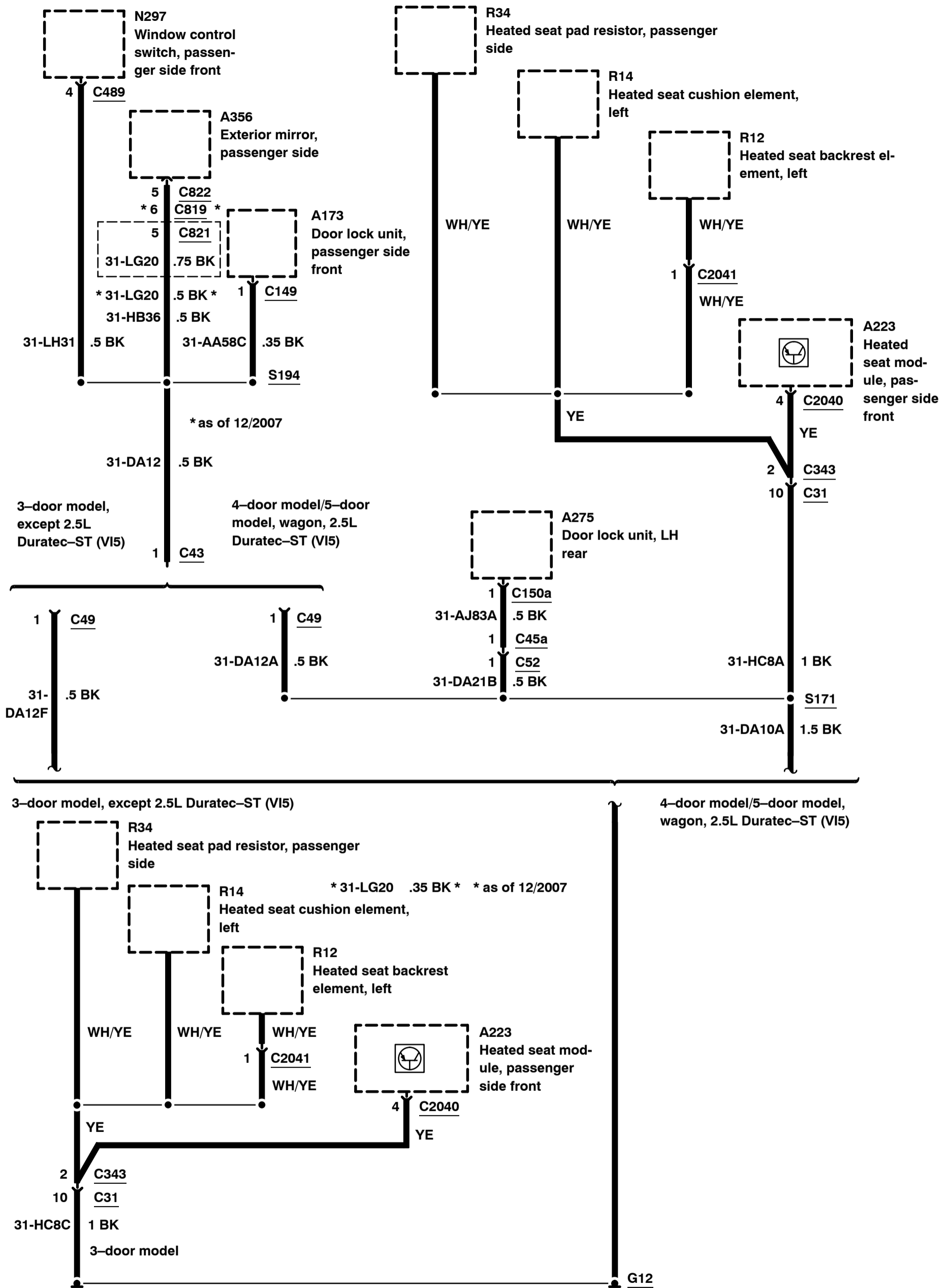
2008
700-04-00-5
2008.75
Focus



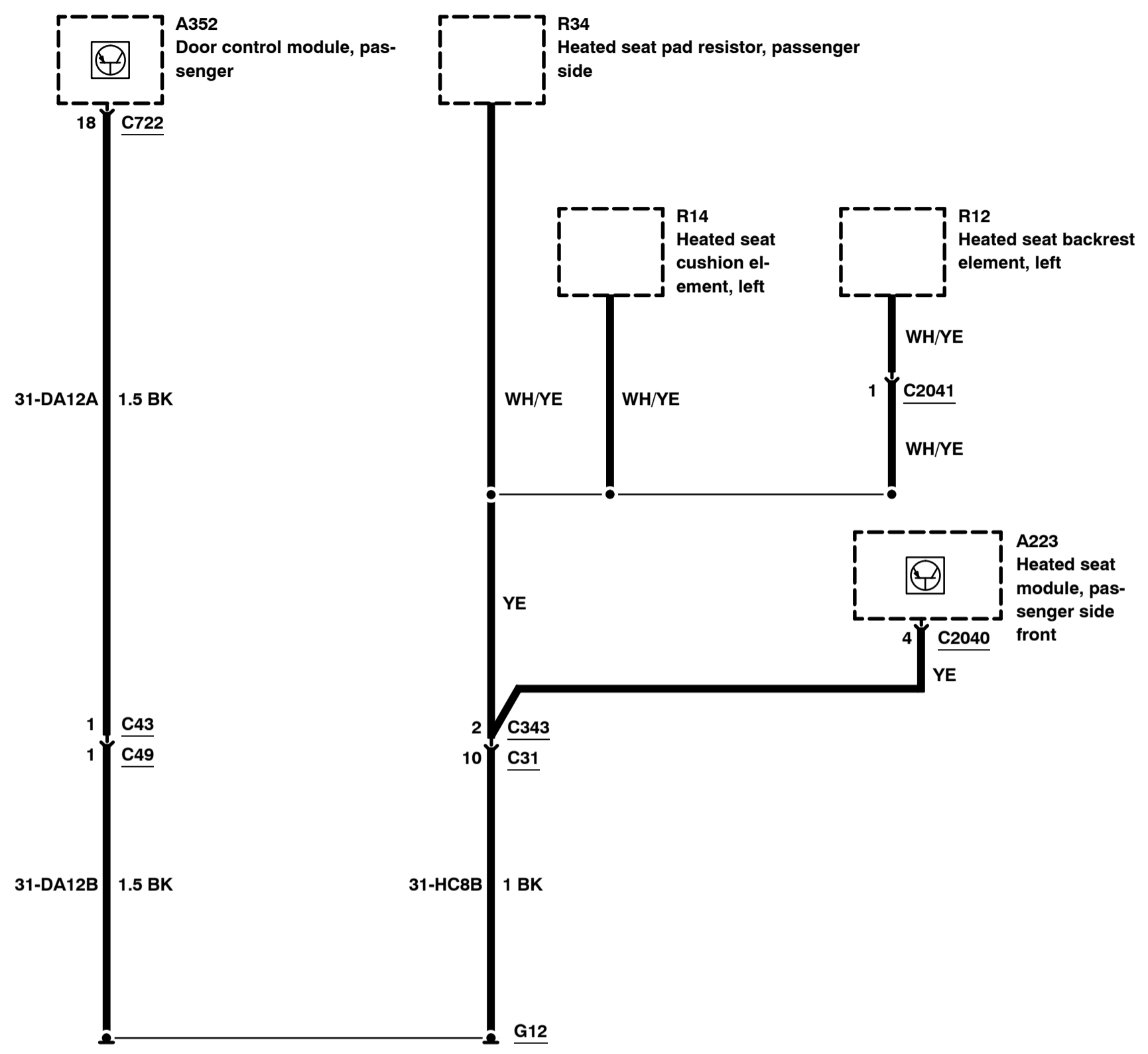
Ground Distribution – G12, except Coupé–Cabriolet, RHD, without global closing, without heated seats



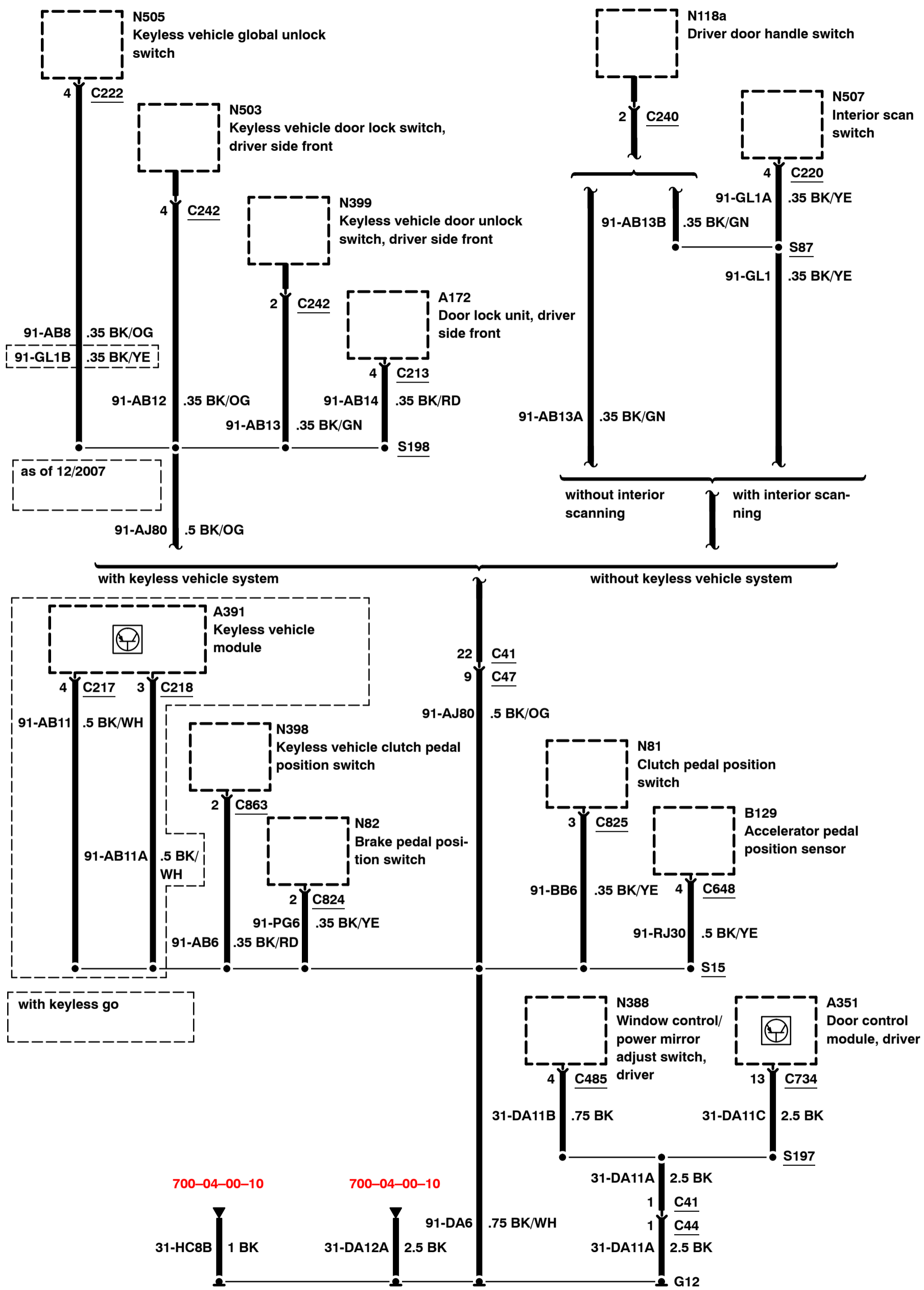
Ground Distribution – G12, except Coupé–Cabriolet, RHD, without global closing, with heated seats



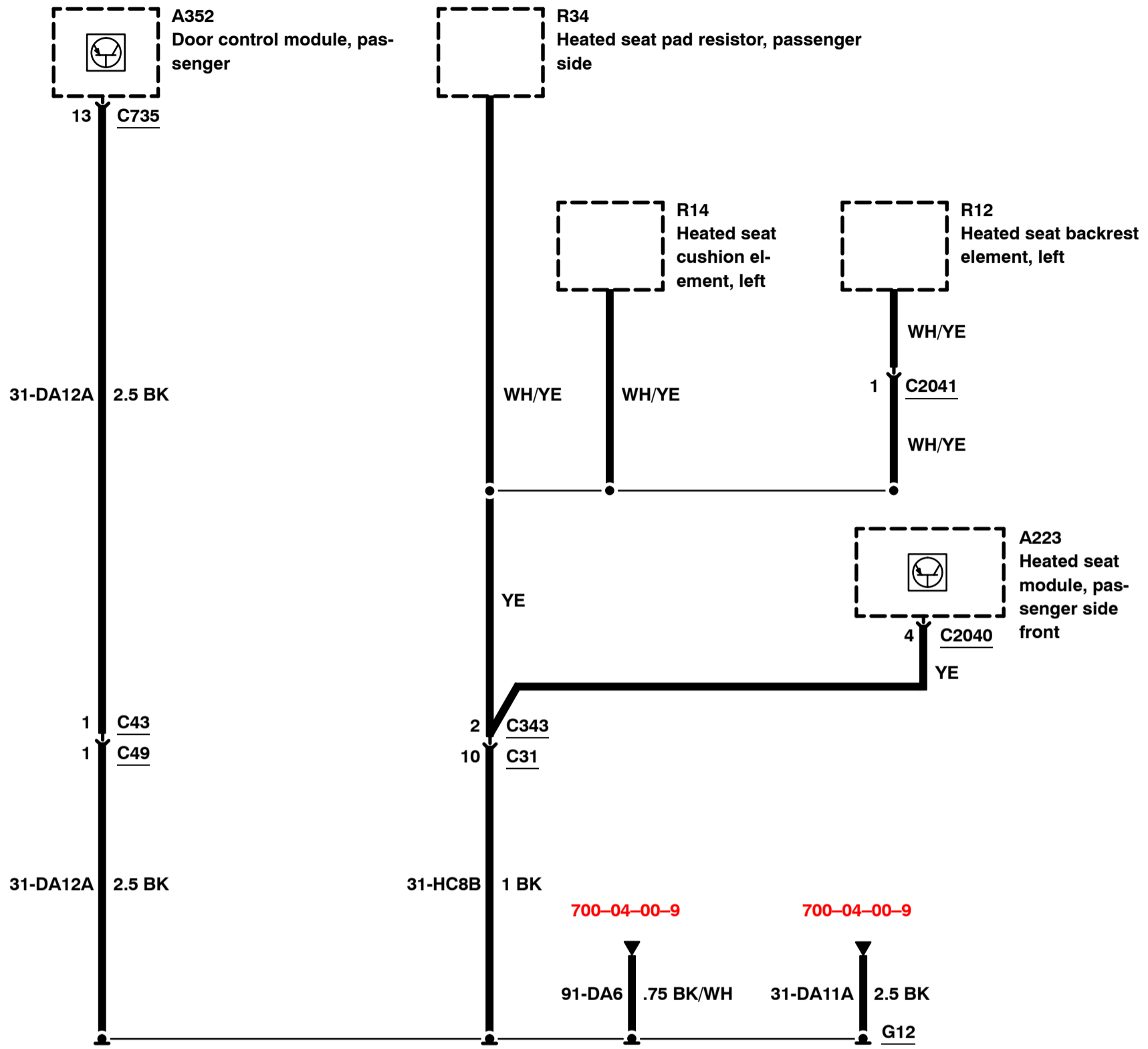
Ground Distribution – G12, except Coupé–Cabriolet, RHD, with global closing



Ground Distribution – G12, Coupé–Cabriolet, LHD, with global closing

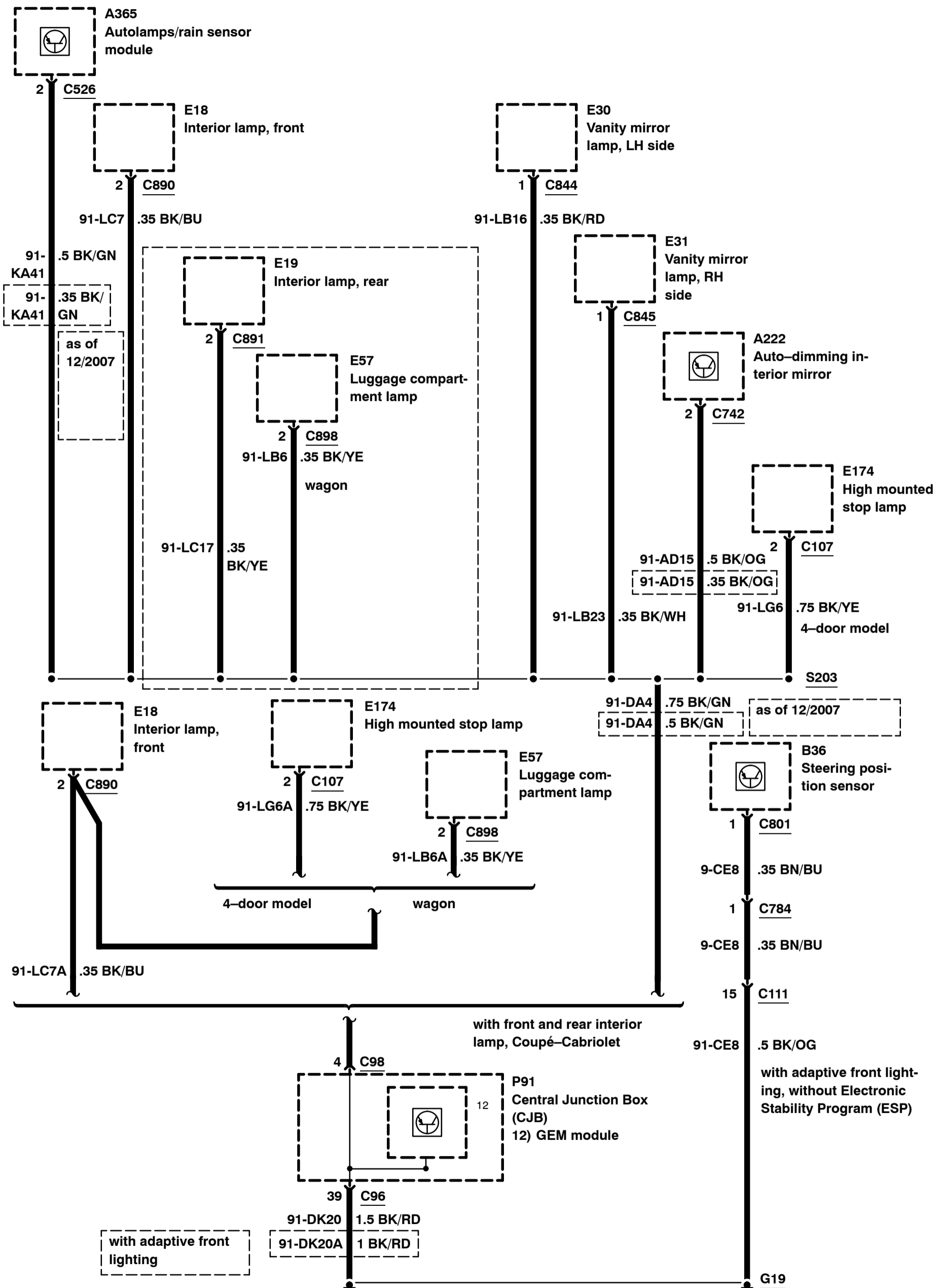


Ground Distribution – G12, Coupé–Cabriolet, RHD

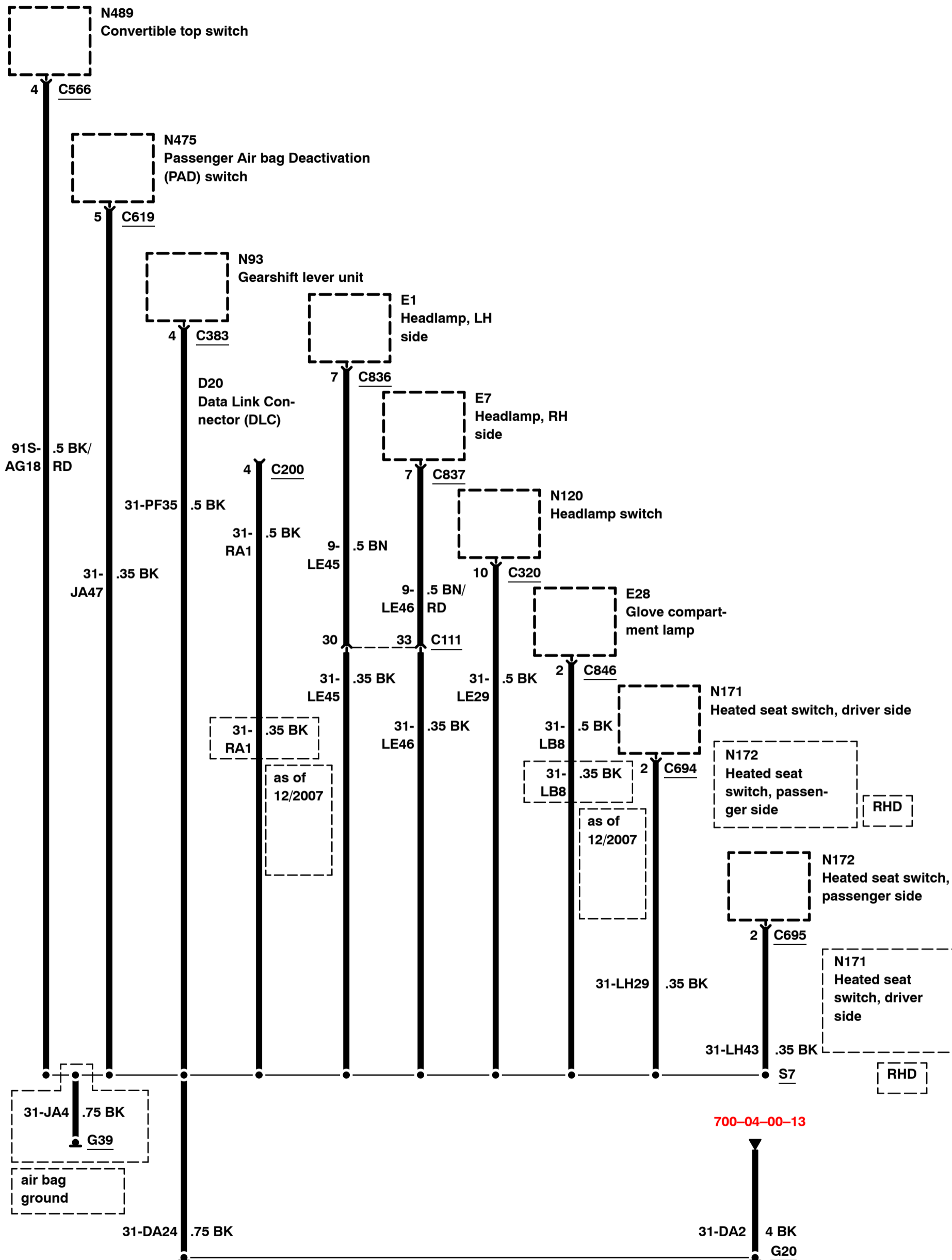


Ground Distribution – G19

2008
700-04-00-11
2008.75
Focus

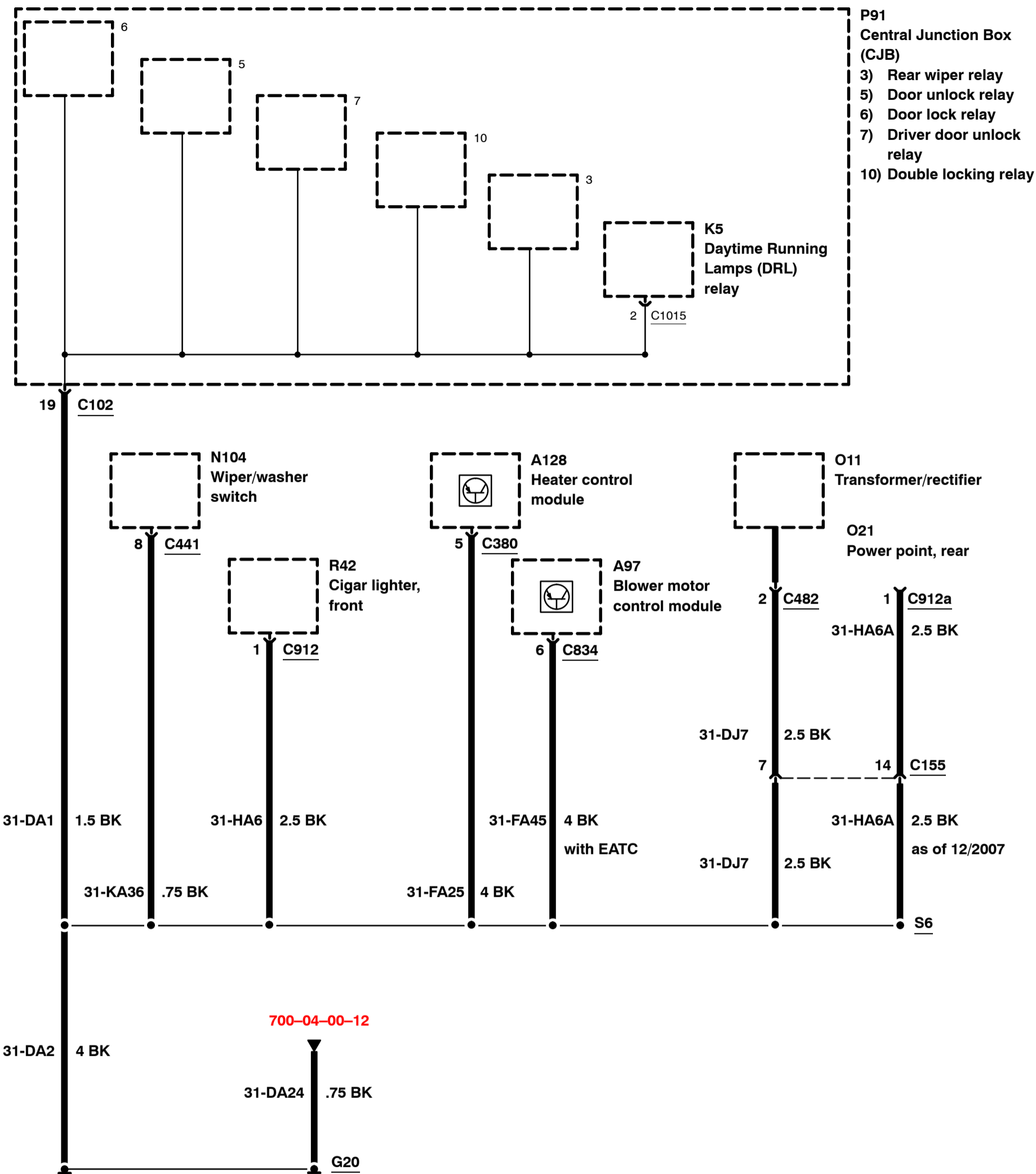


Ground Distribution – G20, G39

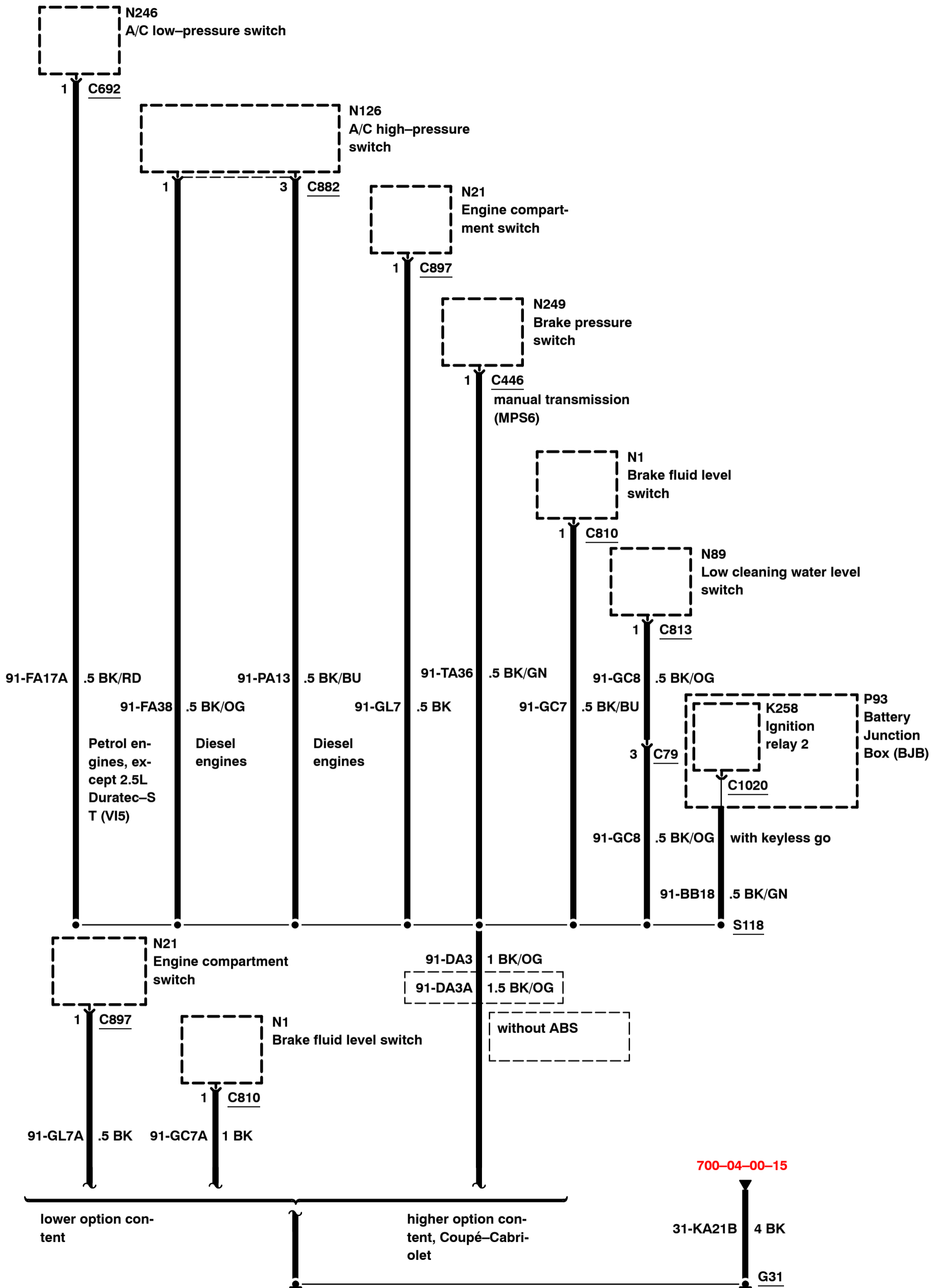


700-04-00-13

Ground Distribution – G20, G39

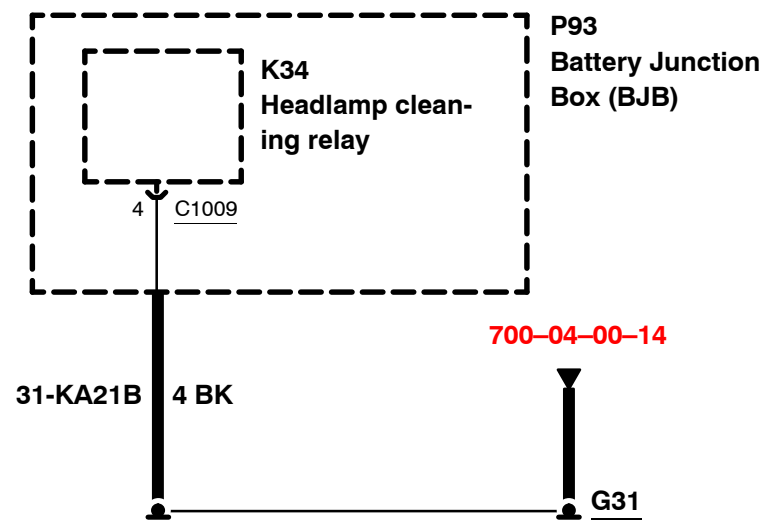


Ground Distribution – G31

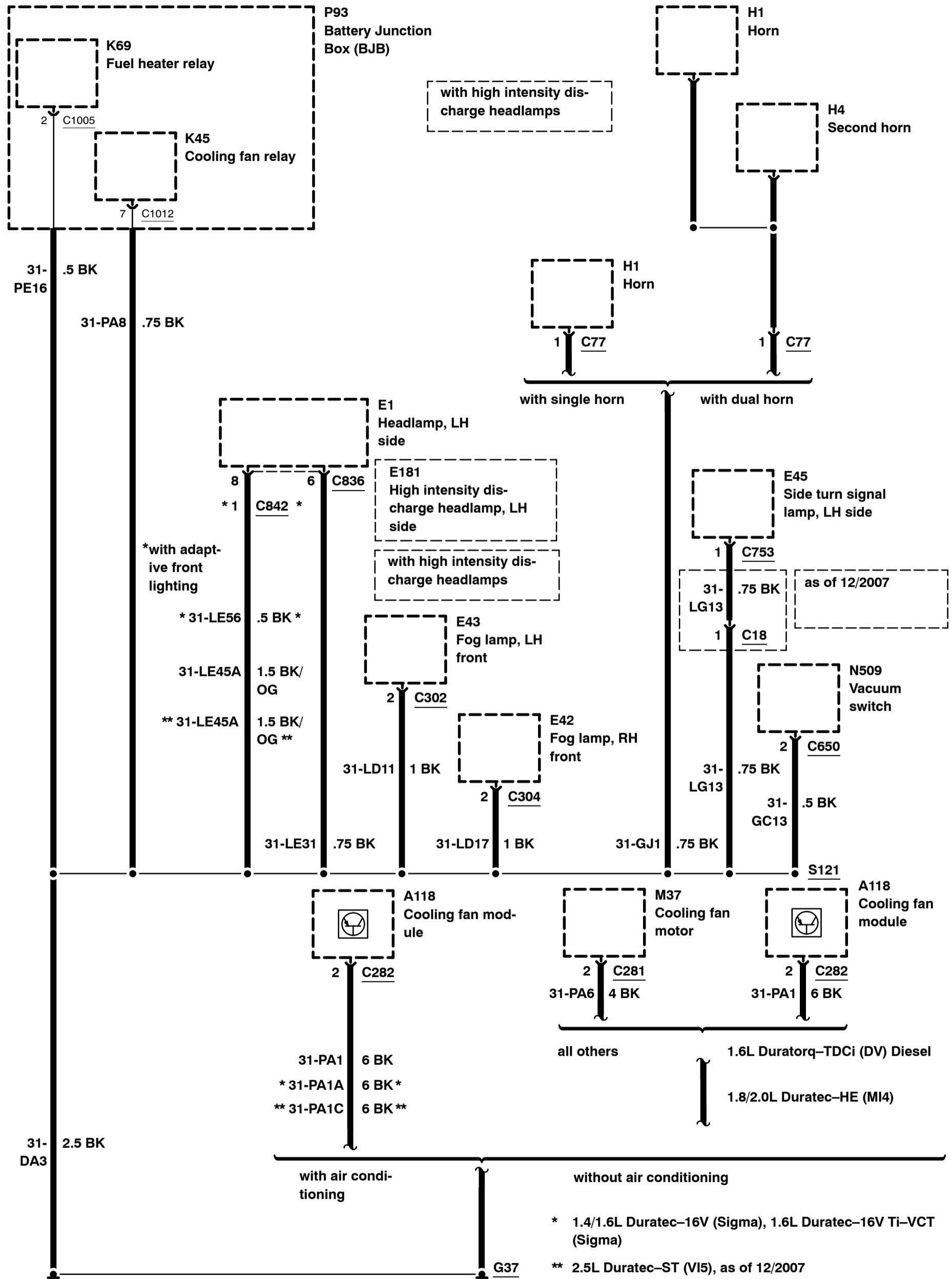


2008
700-04-00-15
2008.75
Focus

Ground Distribution – G31

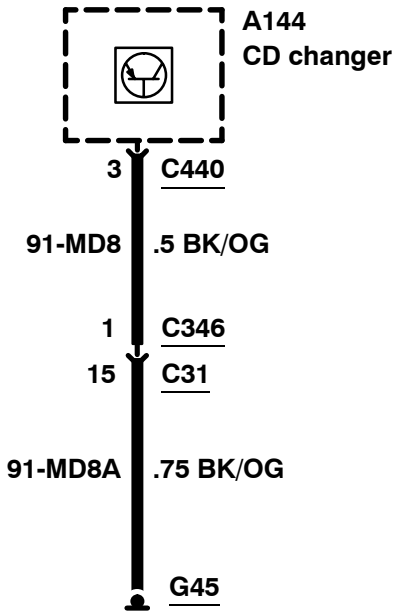


Ground Distribution – G37

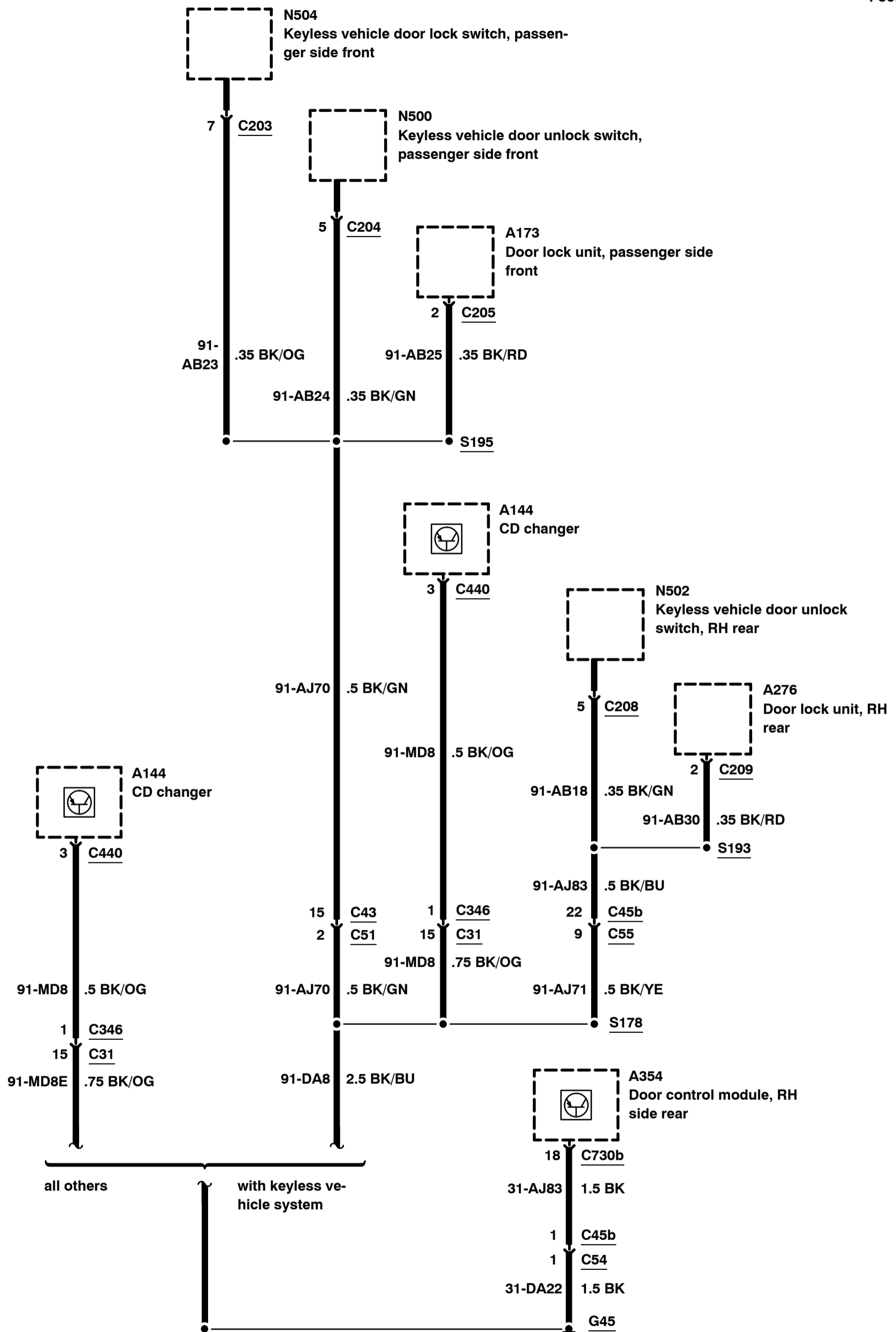


2008
700-04-00-17
2008.75
Focus

Ground Distribution – G45, except Coupé–Cabriolet, LHD, without global closing

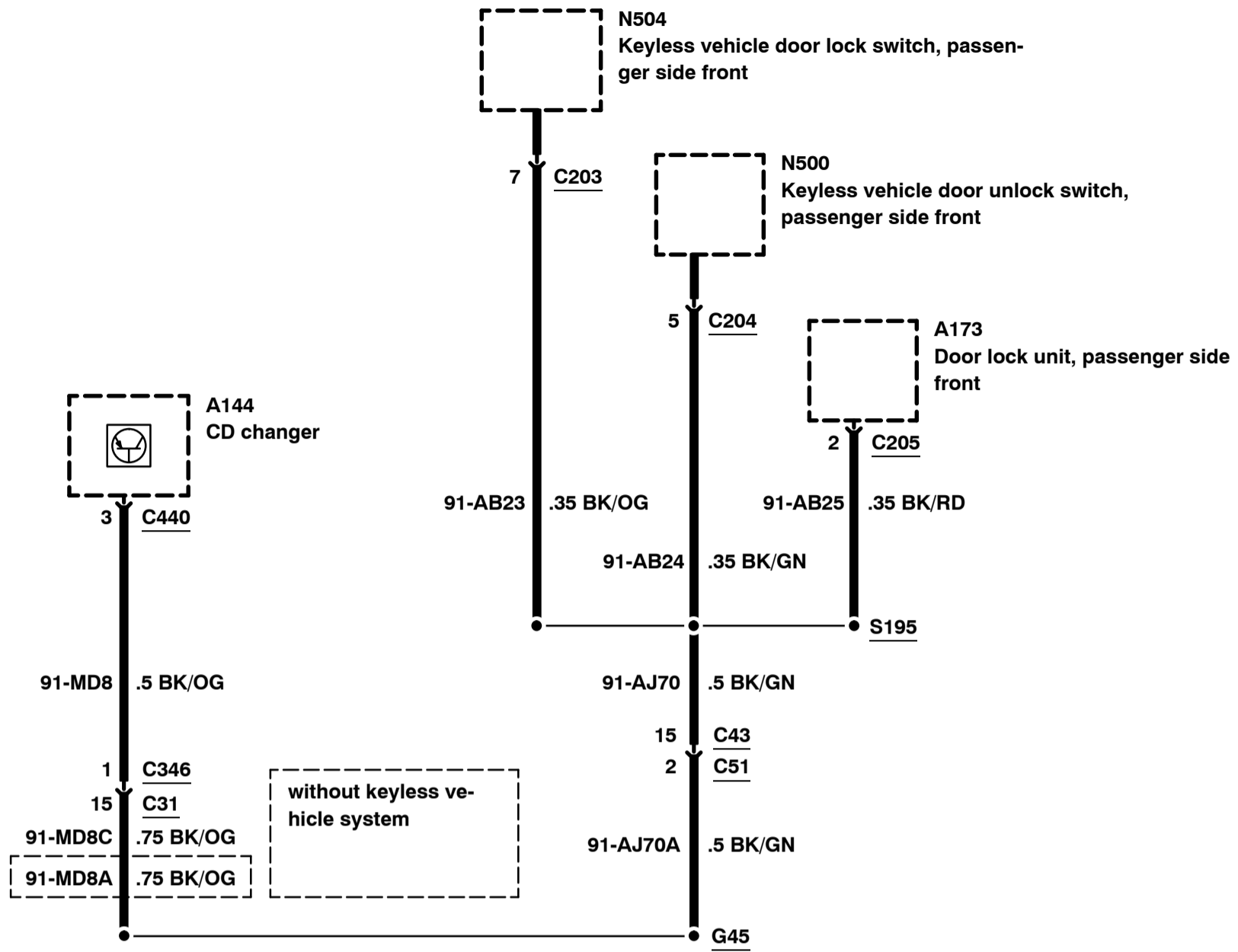


Ground Distribution – G45, except Coupé–Cabriolet, except 3–door model LHD, with global closing



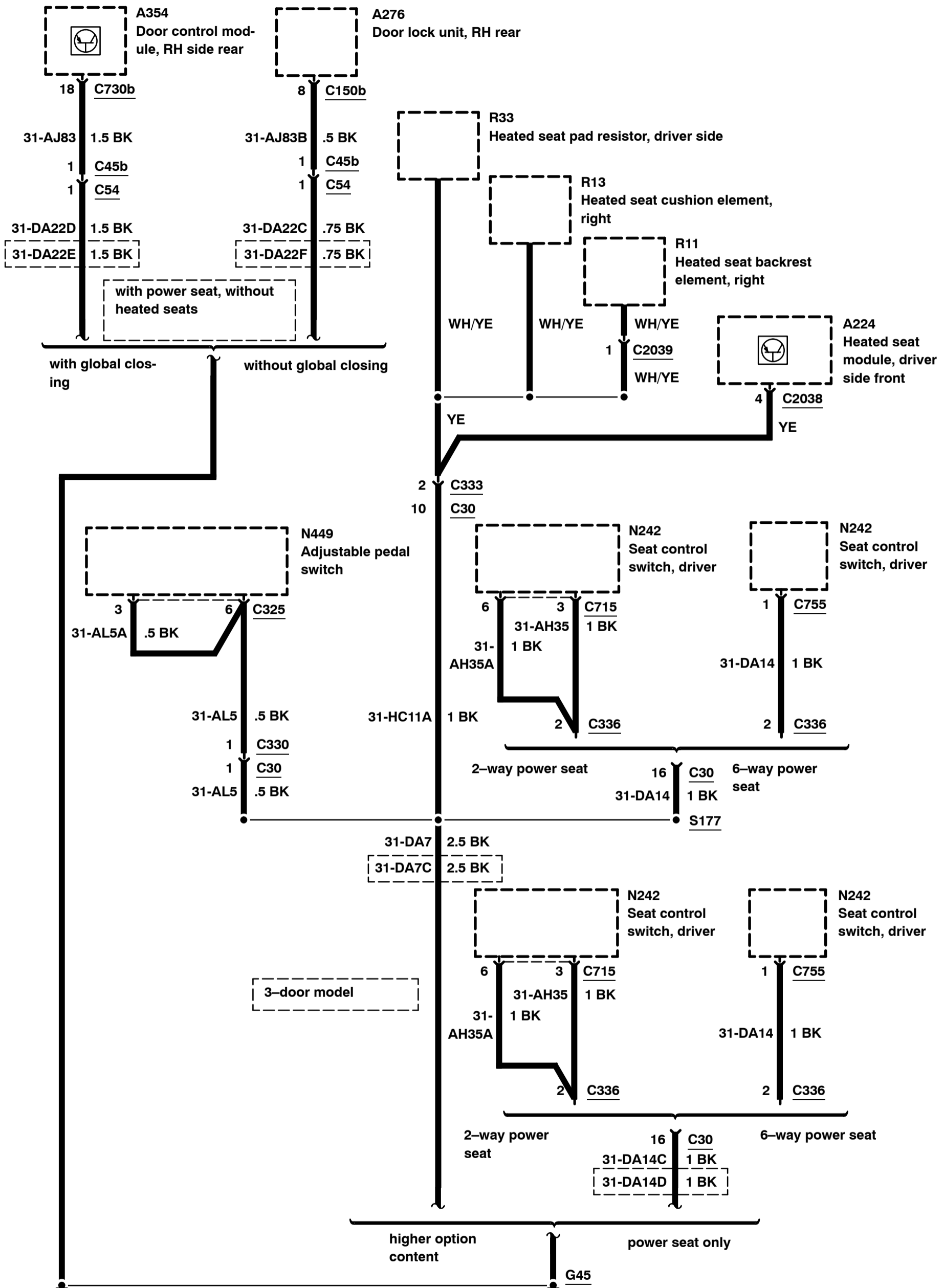
Ground Distribution – G45, 3-door model, LHD, with global closing

2008
700-04-00-19
2008.75
Focus

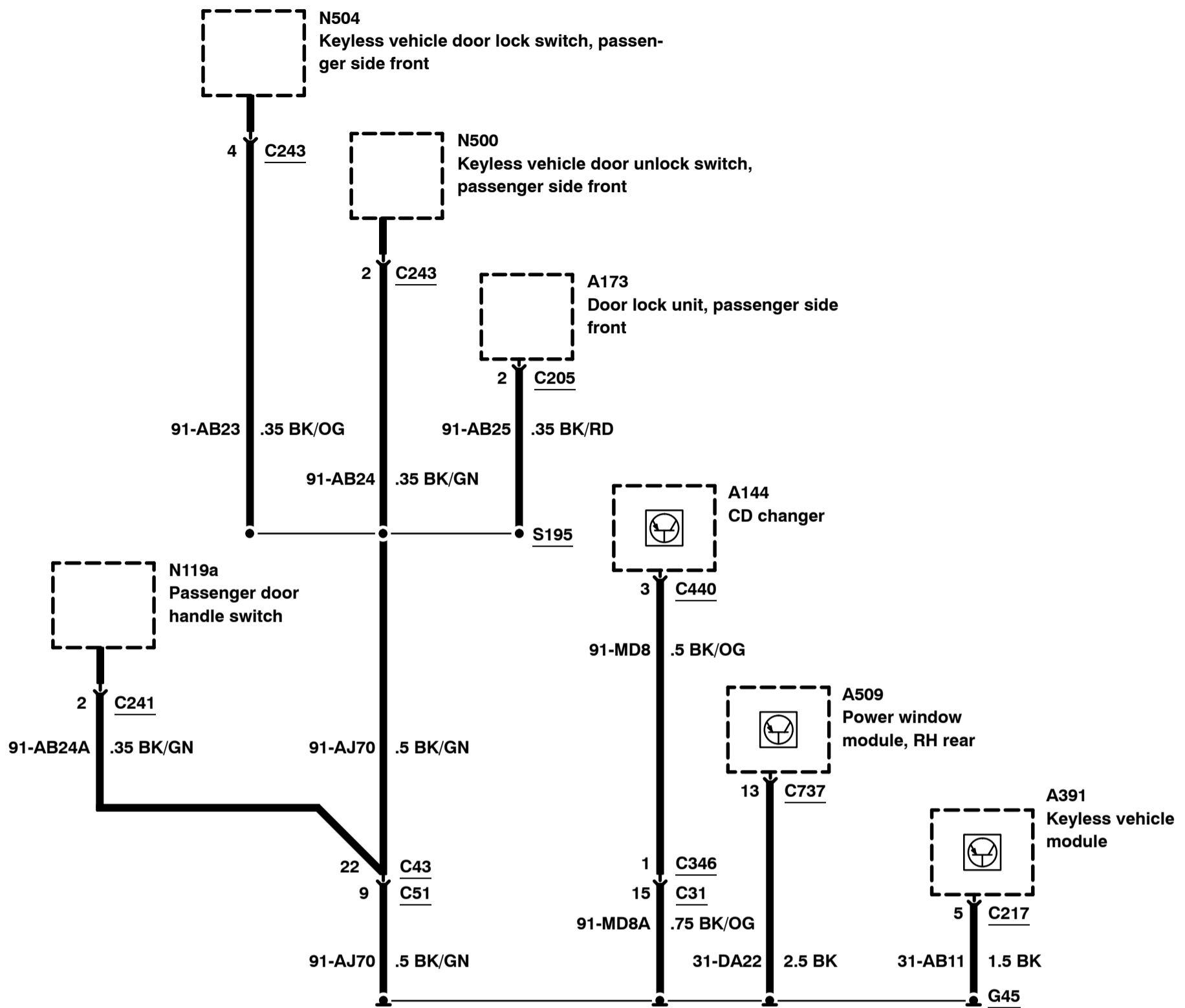


Ground Distribution – G45, except Coupé–Cabriolet, RHD

2008
700-04-00-20
2008.75
Focus

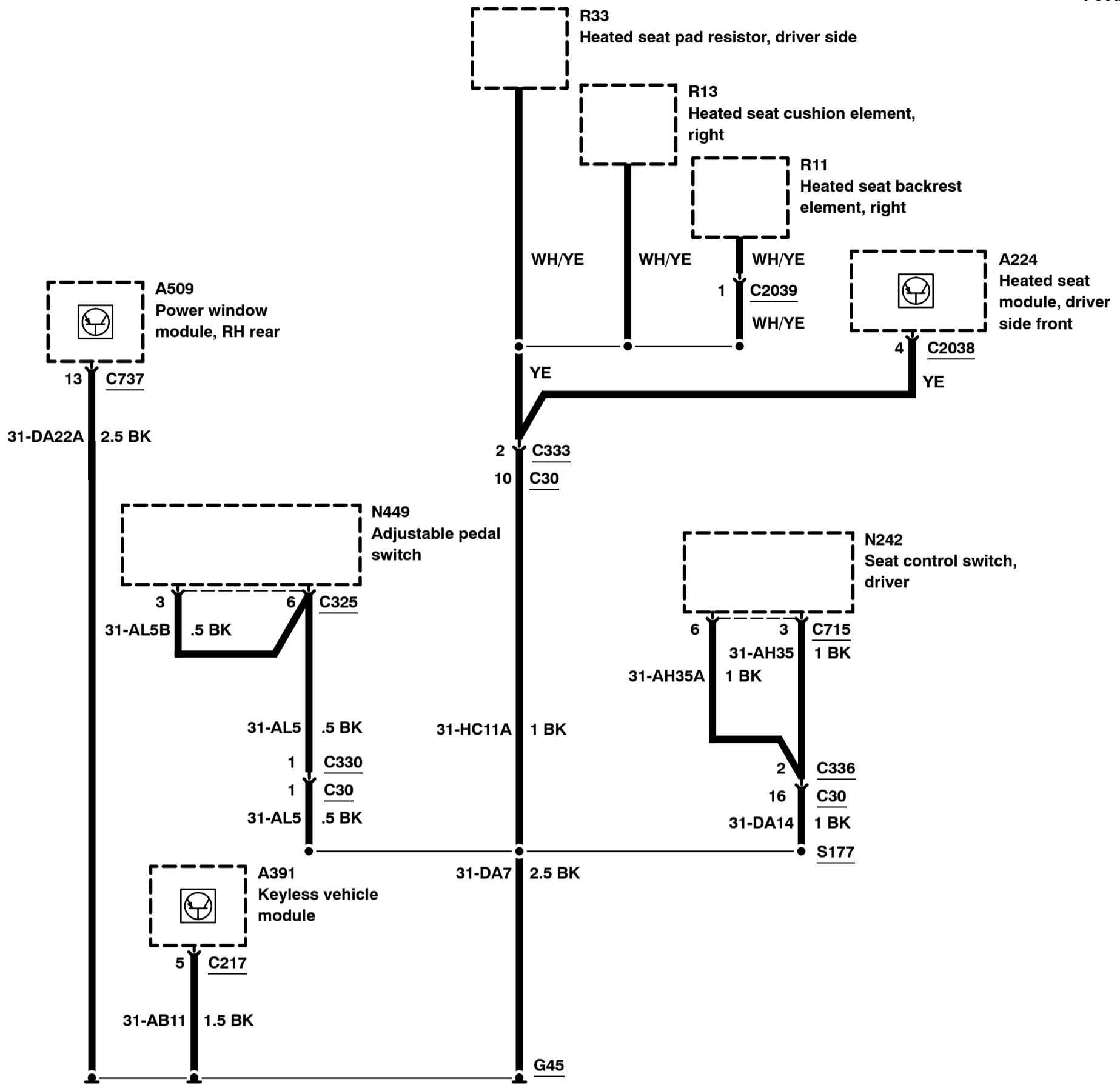


Ground Distribution – G45, Coupé–Cabriolet, LHD, with global closing

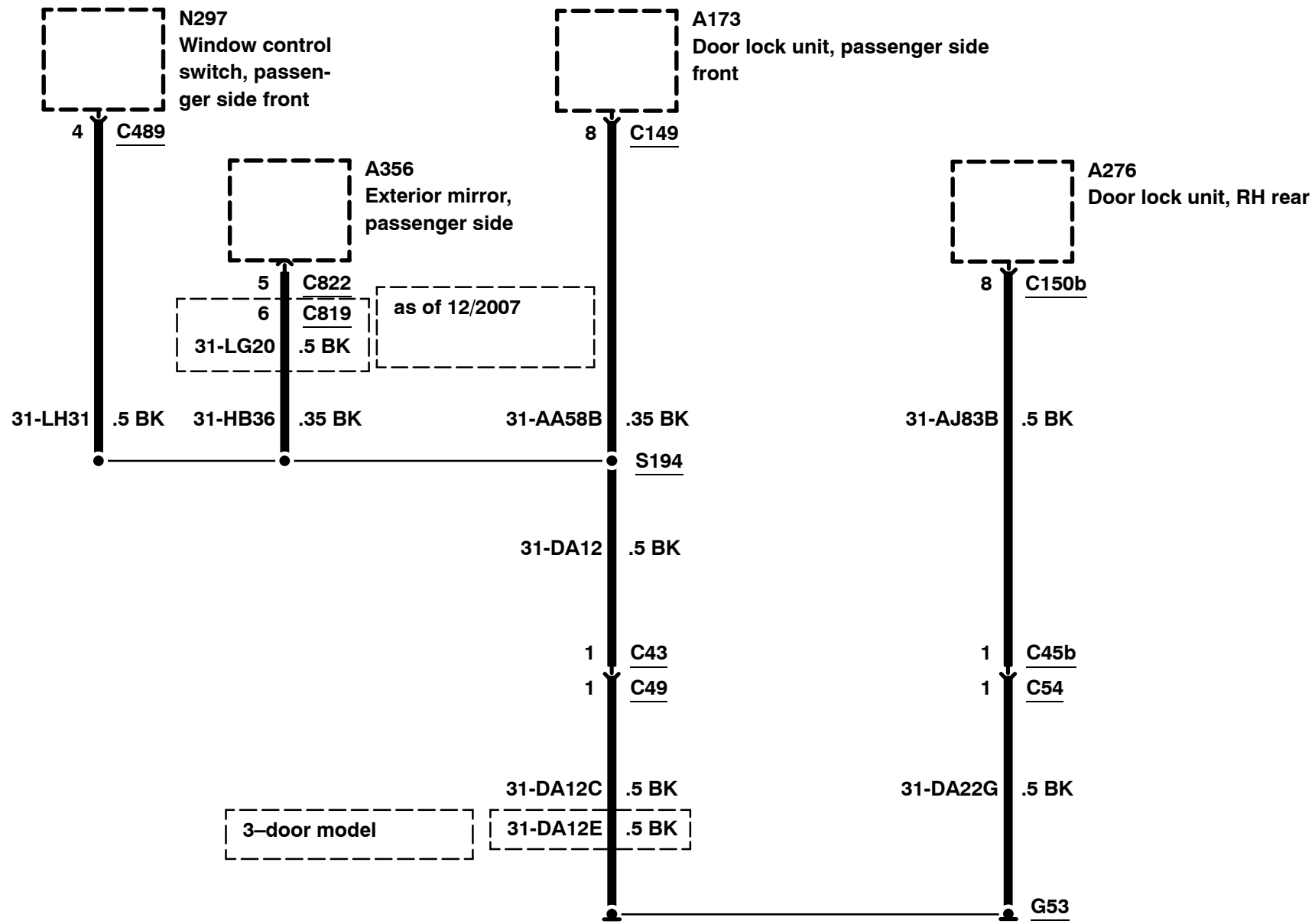


Ground Distribution – G45, Coupé–Cabriolet, RHD

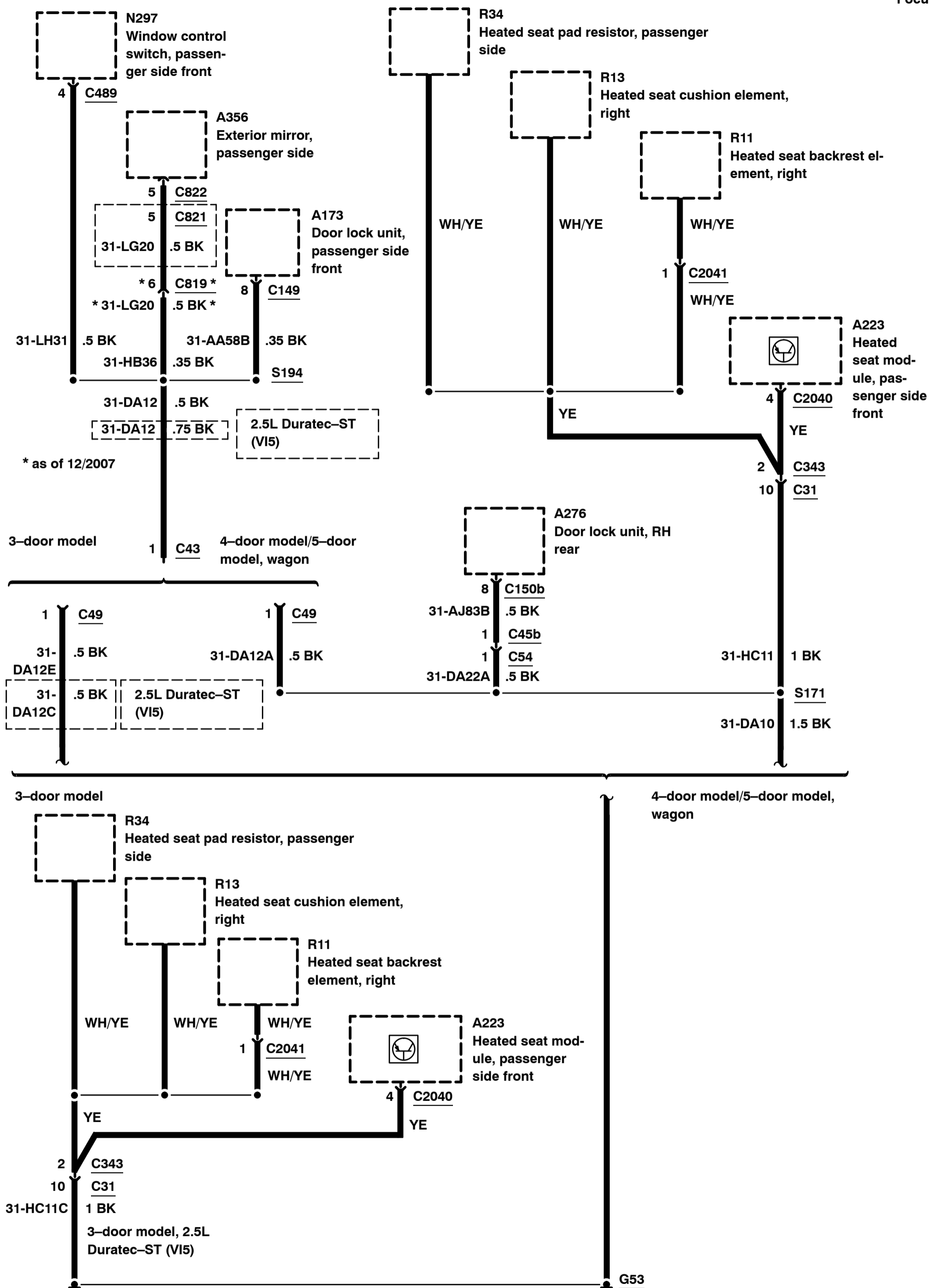
2008
700-04-00-22
2008.75
Focus



Ground Distribution – G53, except Coupé–Cabriolet, LHD, without global closing, without heated seats

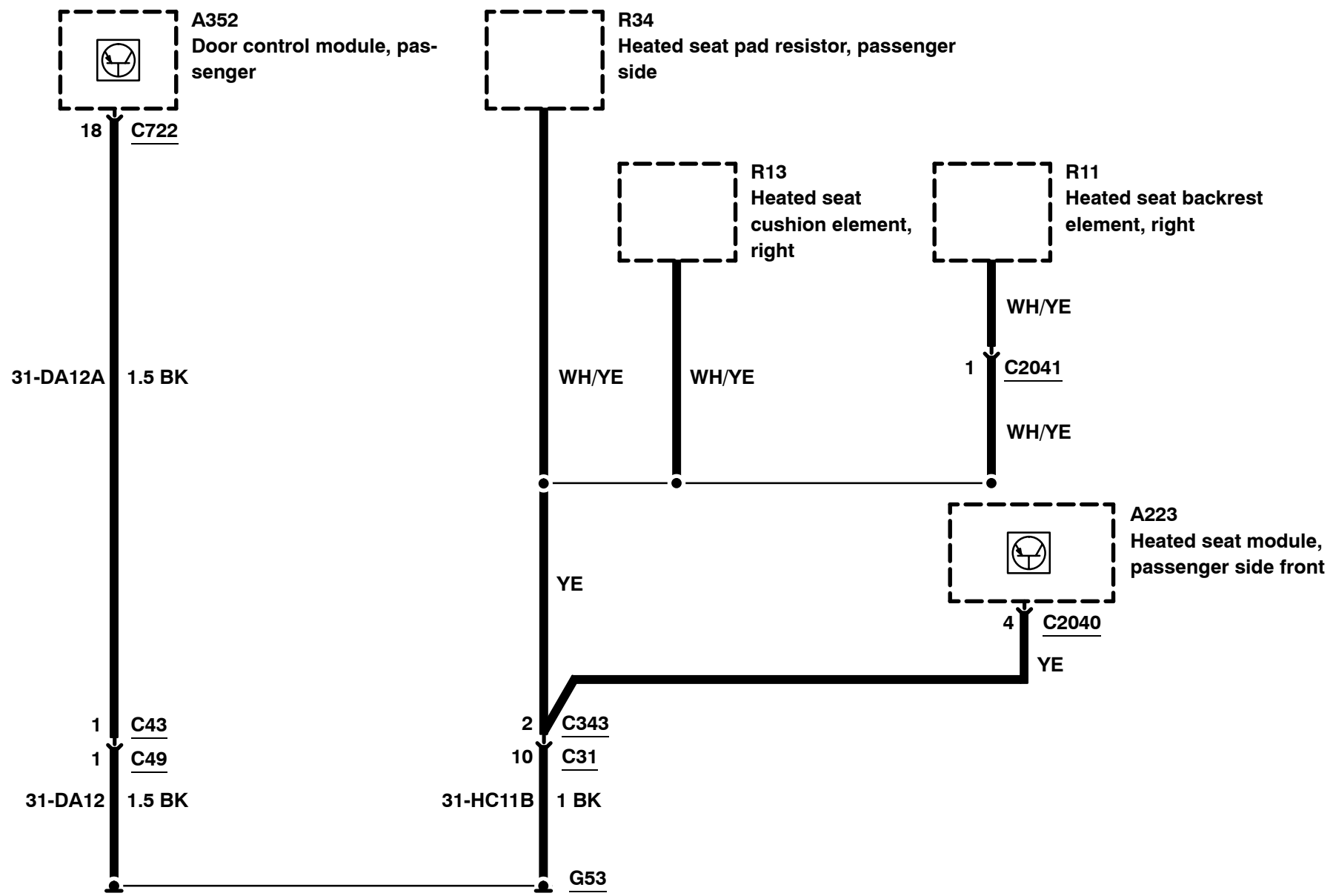


Ground Distribution – G53, except Coupé–Cabriolet, LHD, without global closing, with heated seats

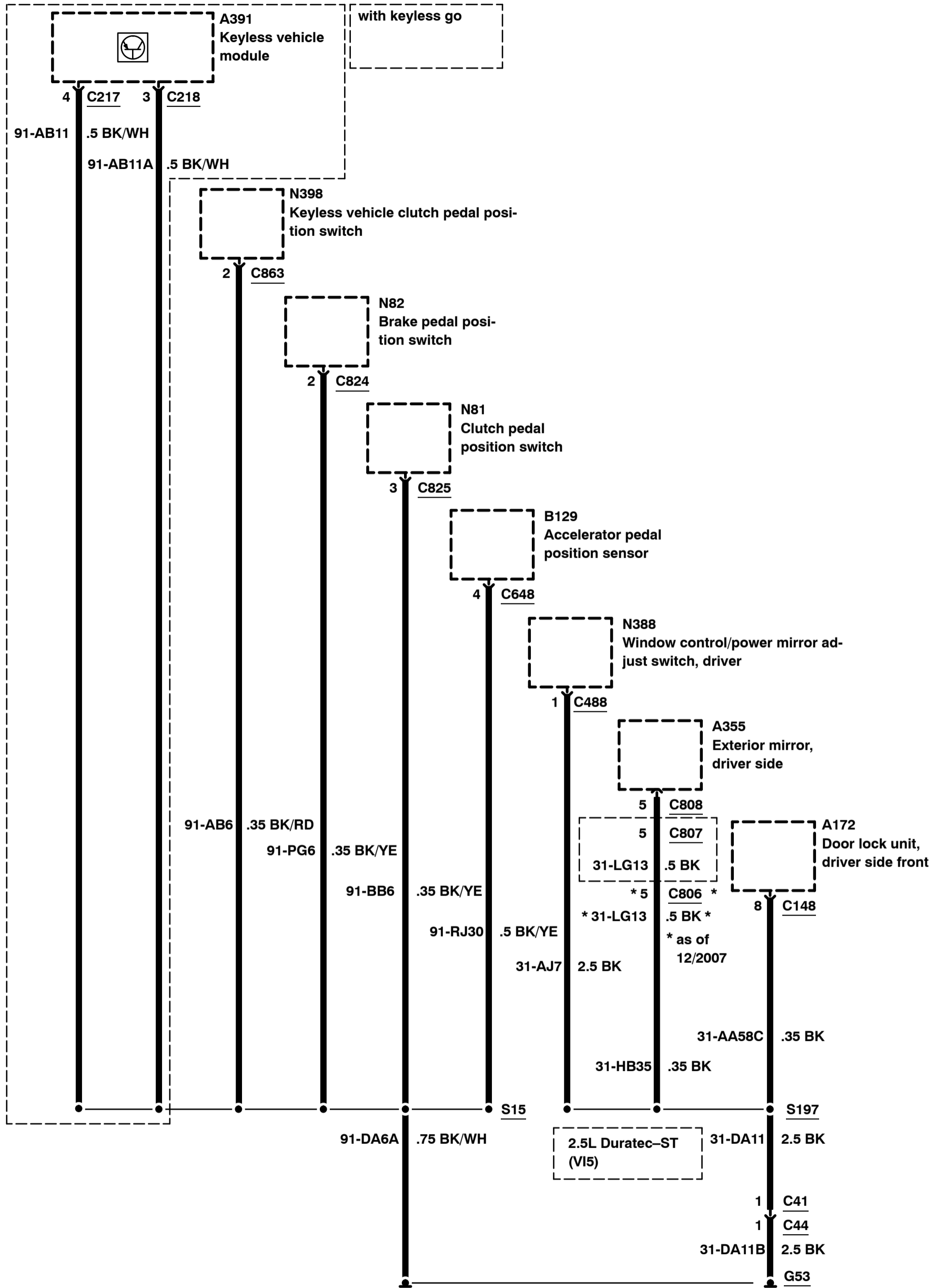


2008
700-04-00-25
2008.75
Focus

Ground Distribution – G53, except Coupé–Cabriolet, LHD, with global closing

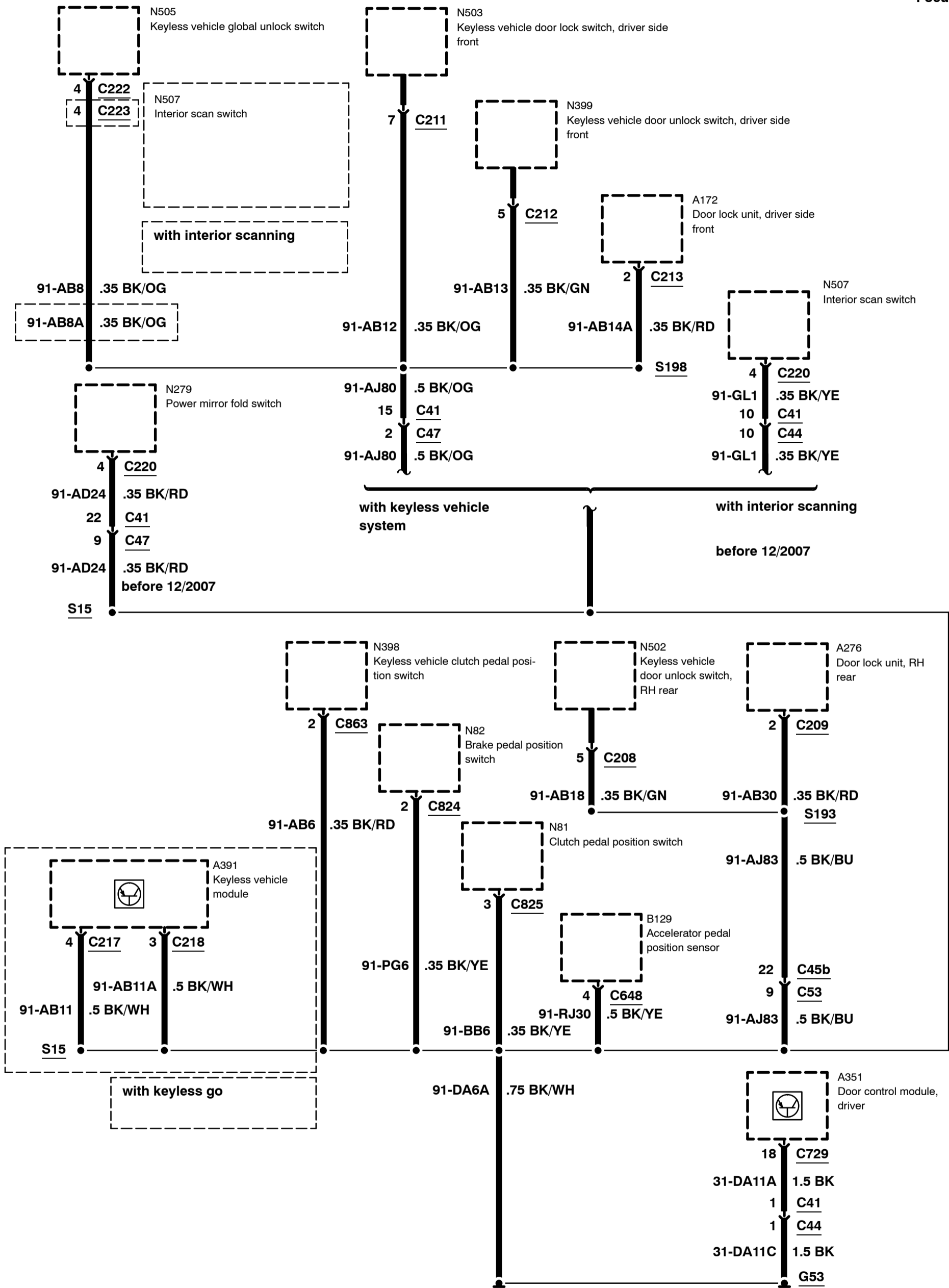


Ground Distribution – G53, except Coupé–Cabriolet, RHD, without global closing



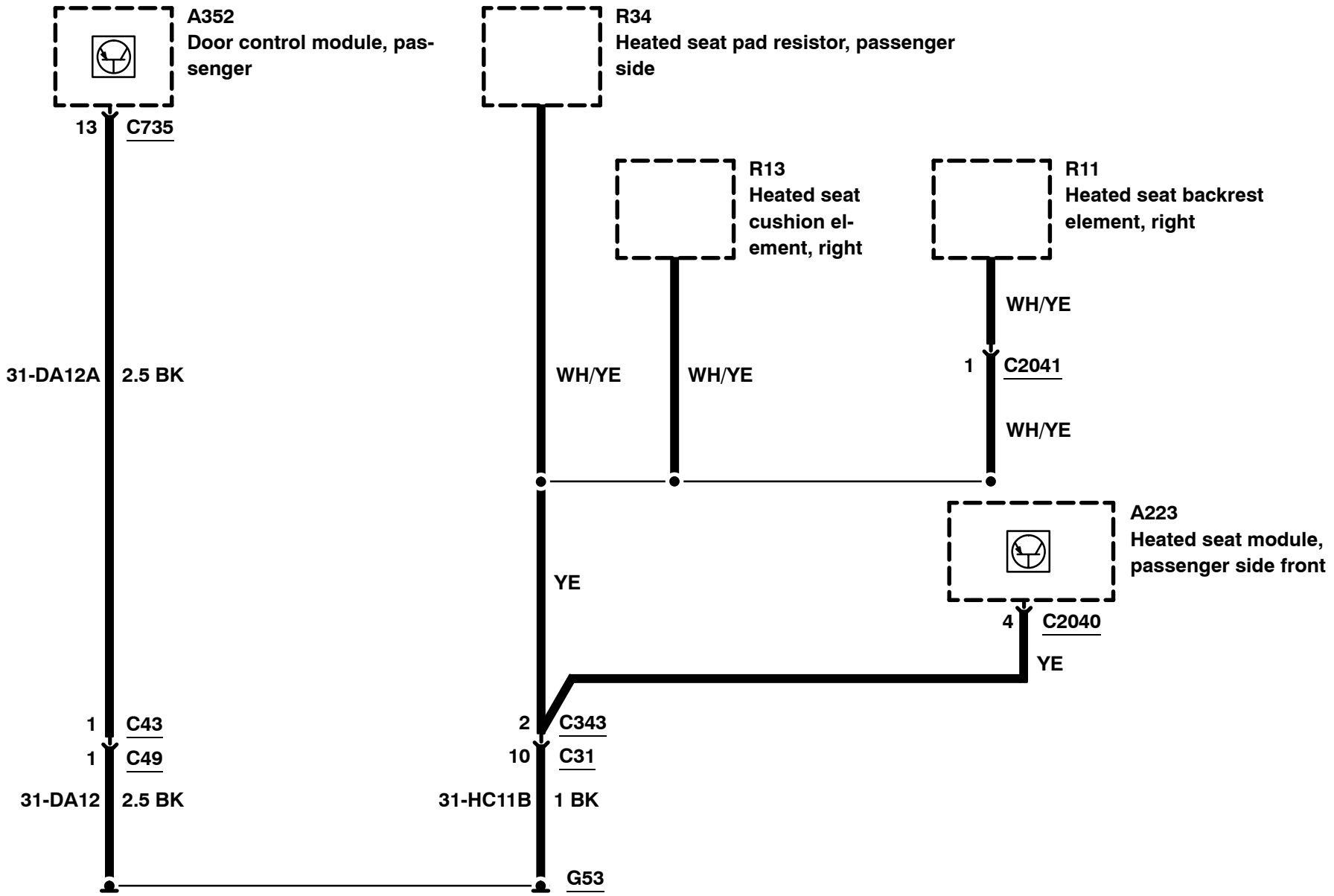
Ground Distribution – G53, except Coupé–Cabriolet, RHD, with global closing

2008
700-04-00-27
2008.75
Focus



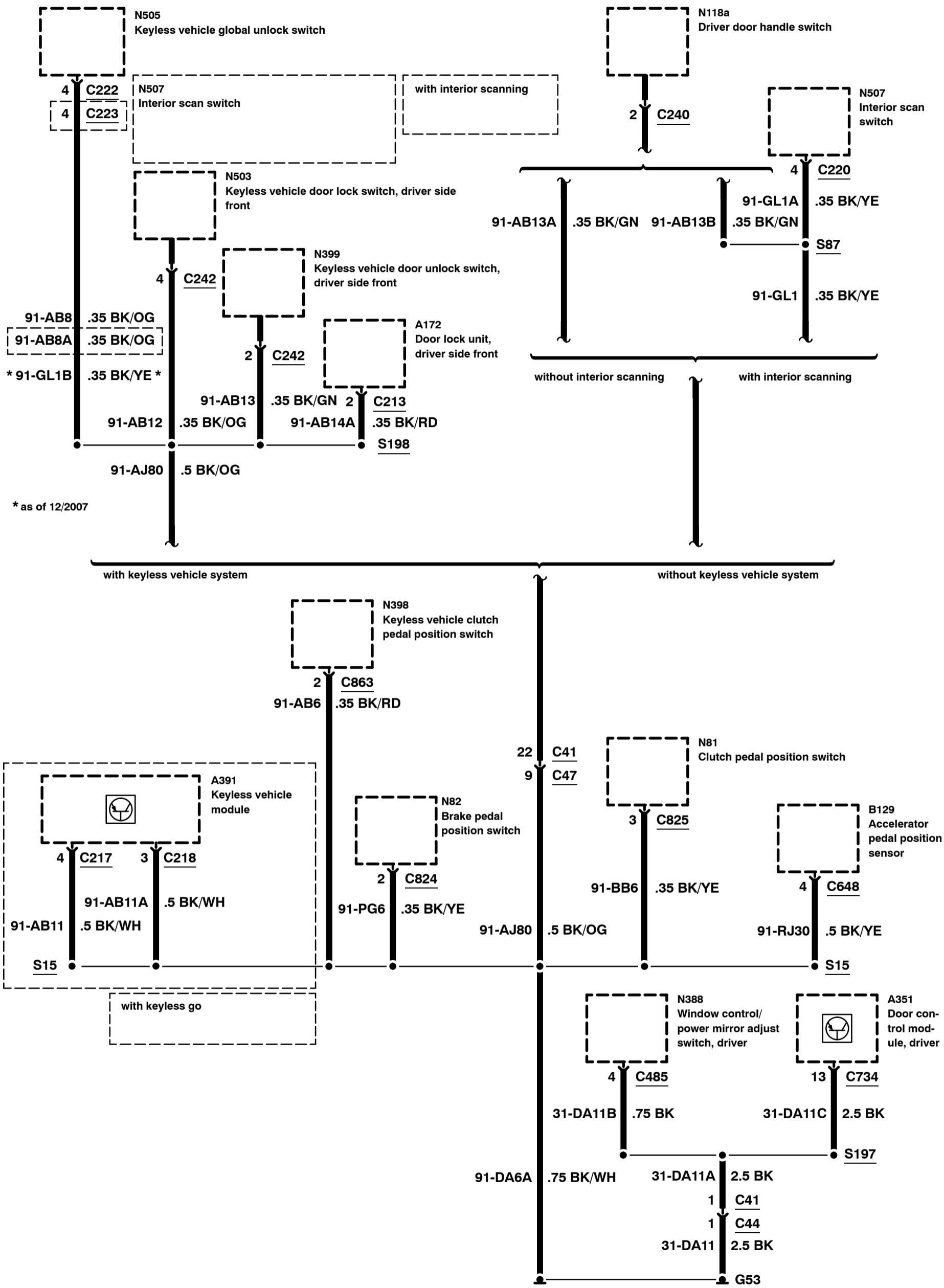
2008
700-04-00-28
2008.75
Focus

Ground Distribution – G53, Coupé–Cabriolet, LHD



Ground Distribution – G53, Coupé–Cabriolet, RHD

2008
700-04-00-29
2008.75
Focus

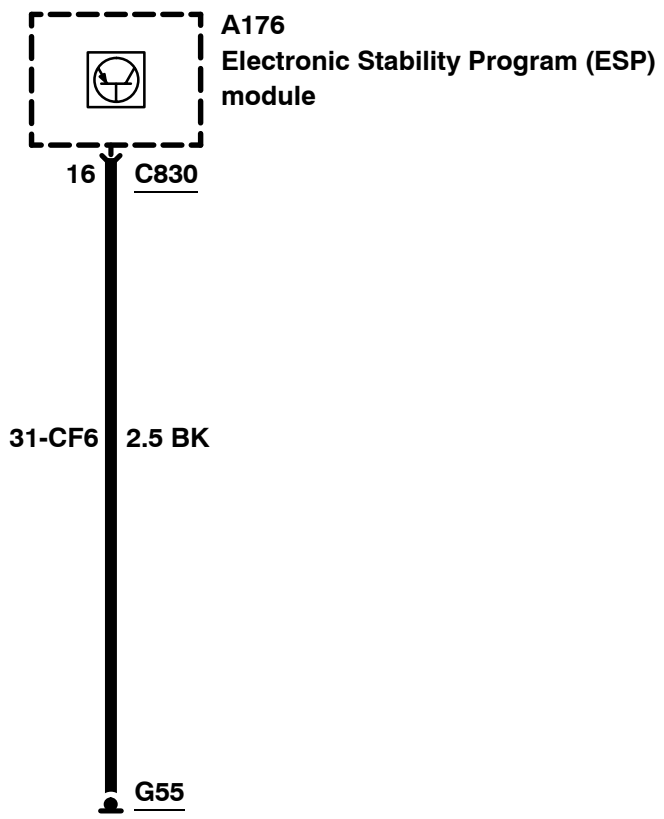


2008
700-04-00-30
2008.75
Focus

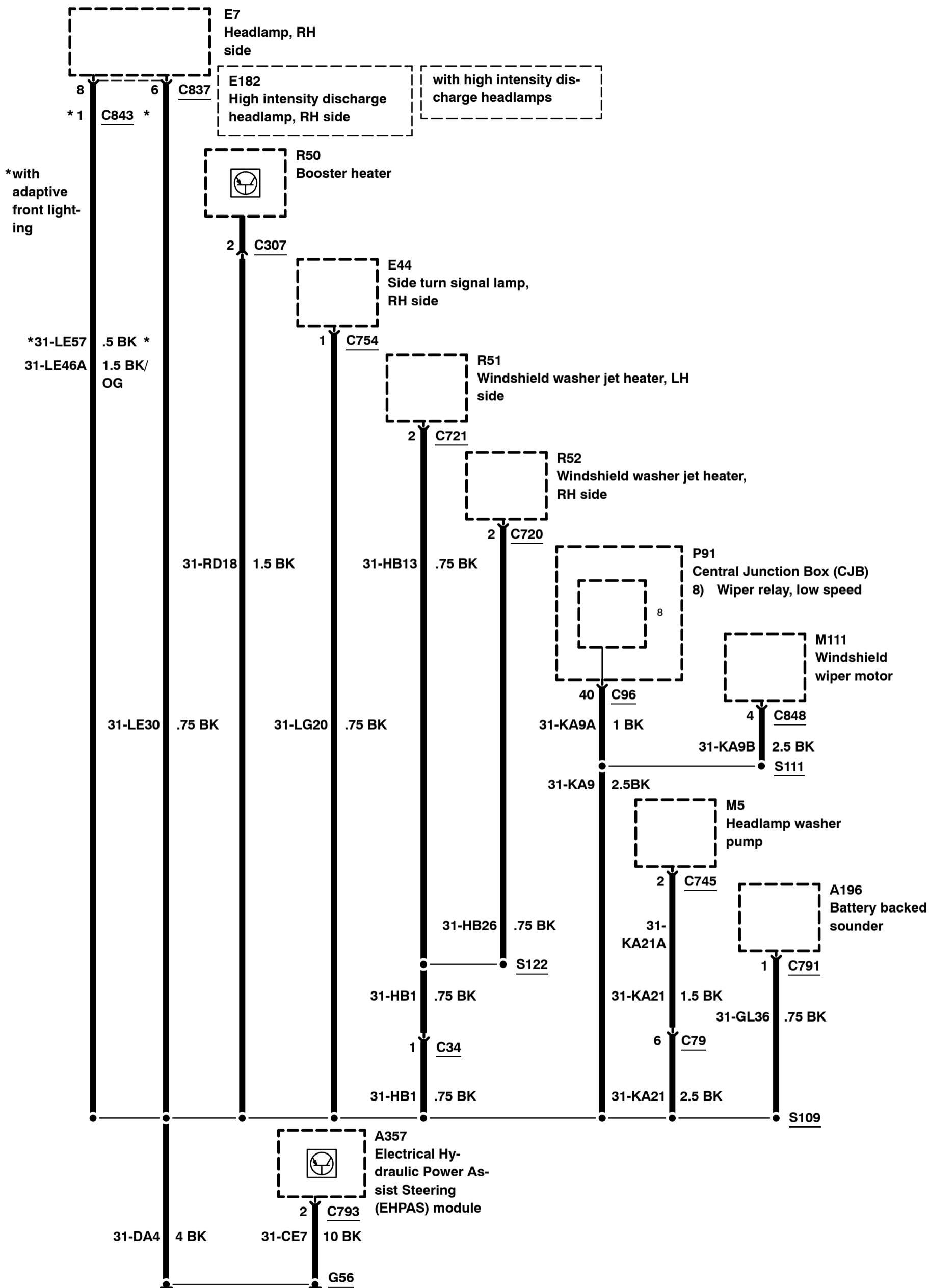
Ground Distribution – G55, without Electronic Stability Program (ESP)



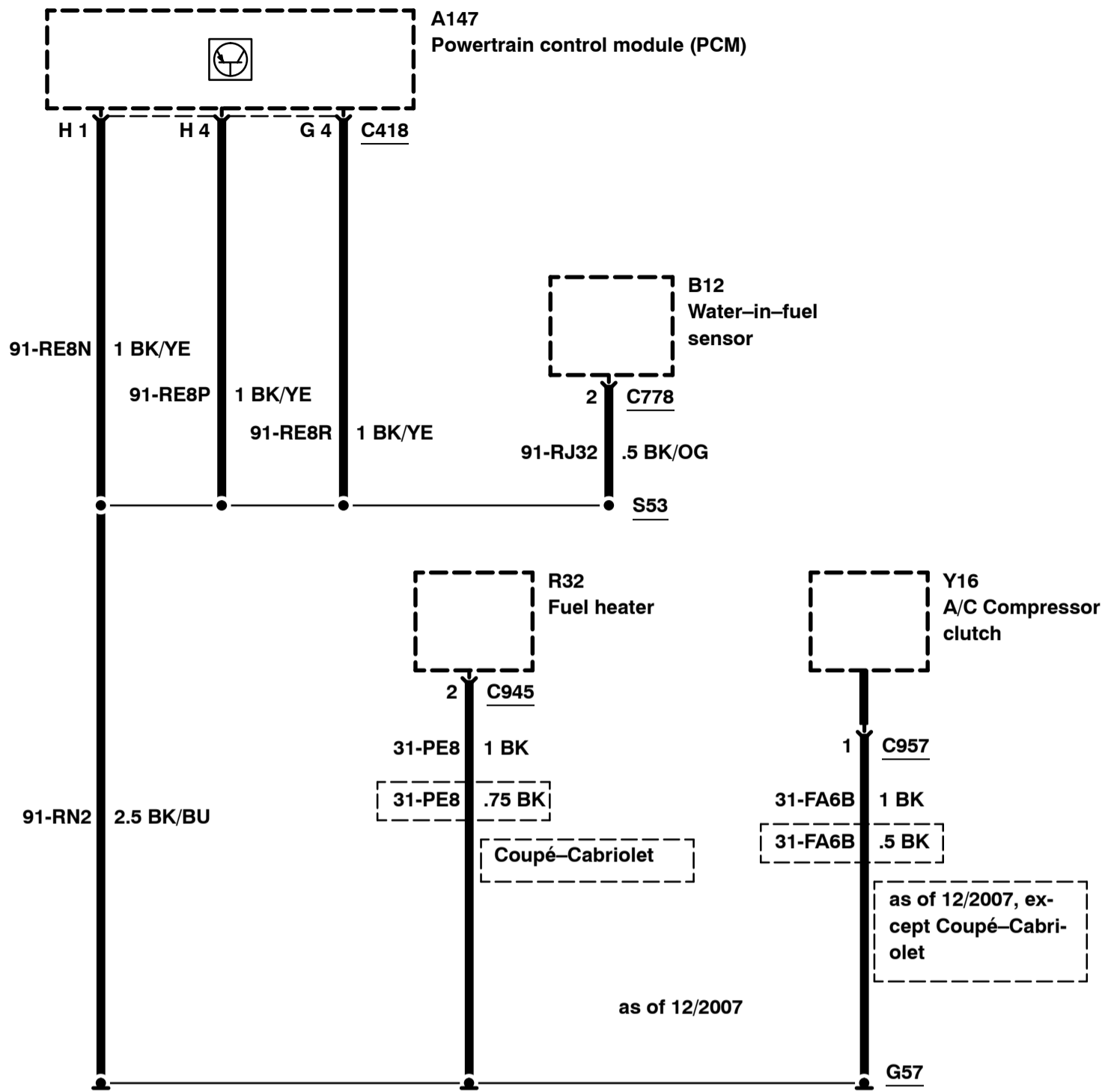
Ground Distribution – G55, with Electronic Stability Program (ESP)



Ground Distribution – G56

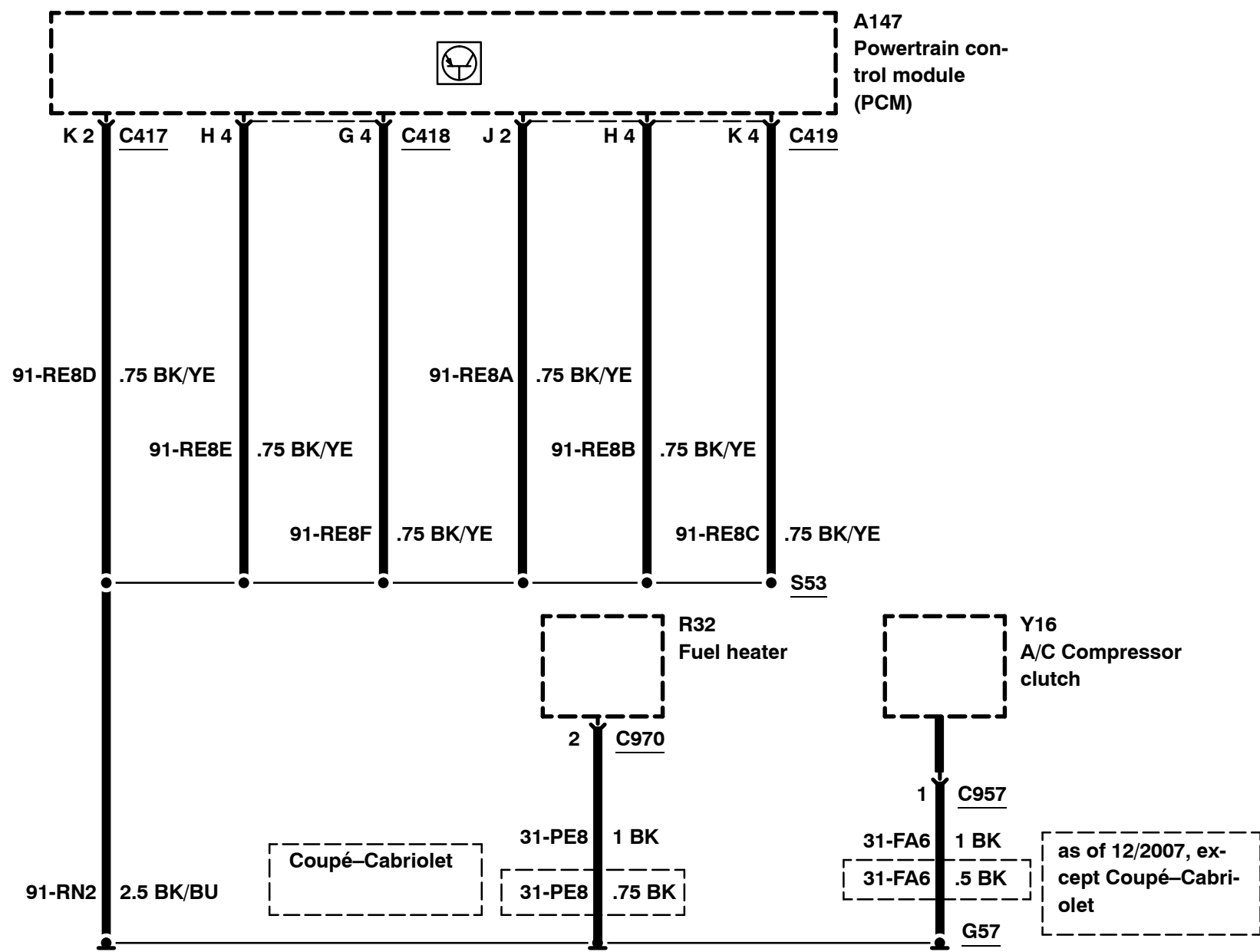


Ground Distribution – G57, 1.6L Duratorq–TDCi (DV) Diesel



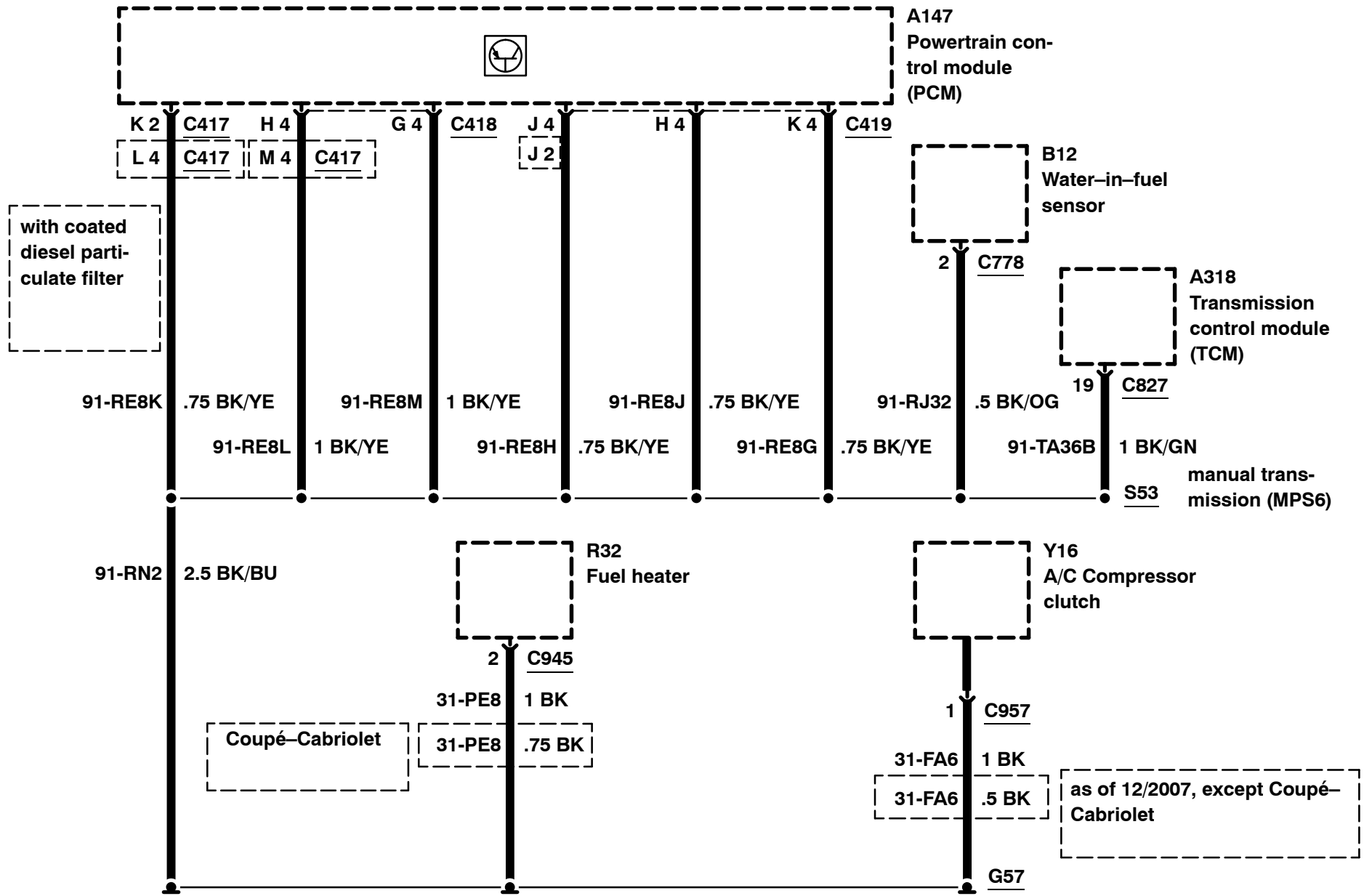
2008
700-04-00-34
2008.75
Focus

Ground Distribution – G57, 1.8L Duratorq–TDCi (Kent) Diesel

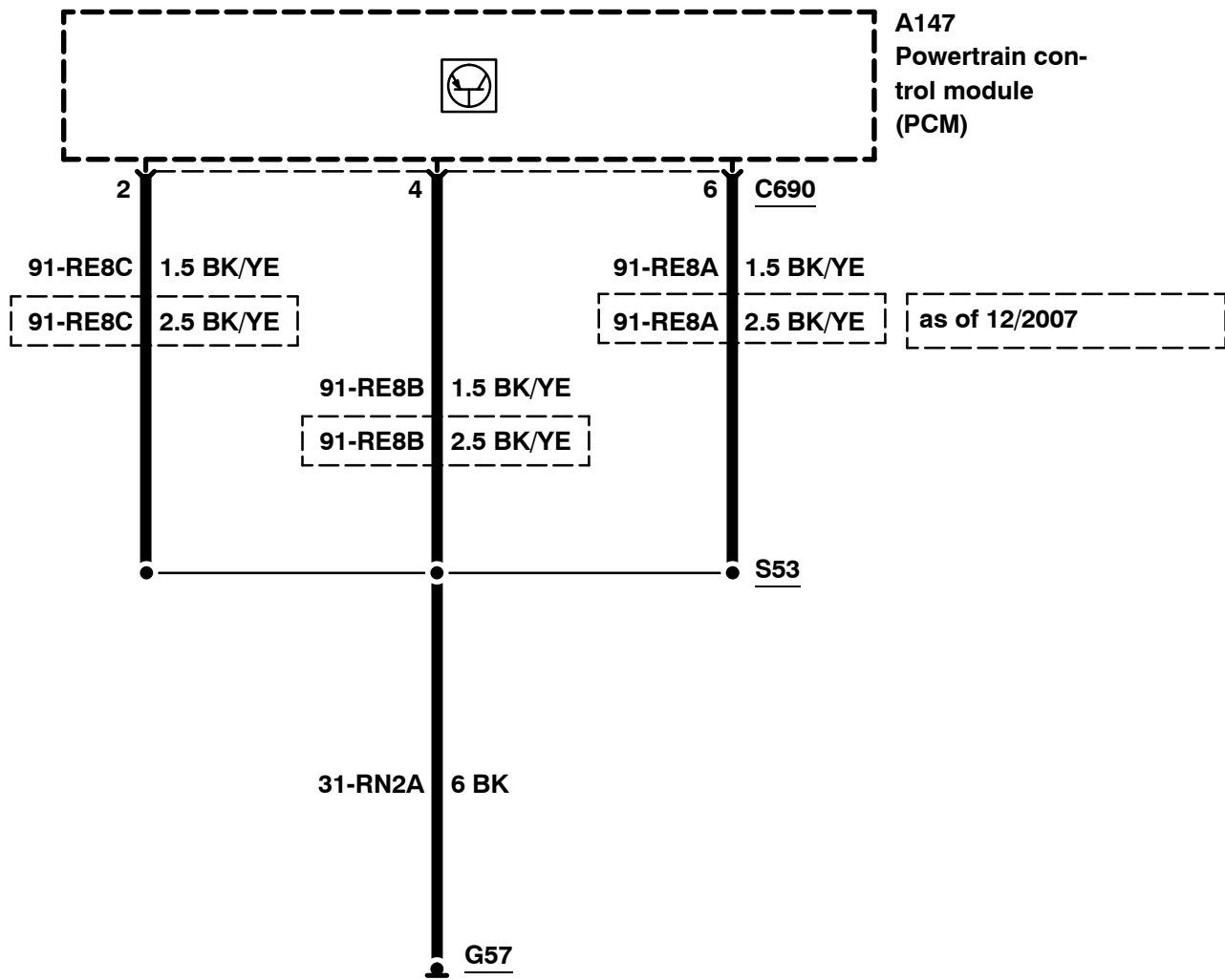


2008
700-04-00-35
2008.75
Focus

Ground Distribution – G57, 2.0L Duratorq–TDCi (DW) Diesel

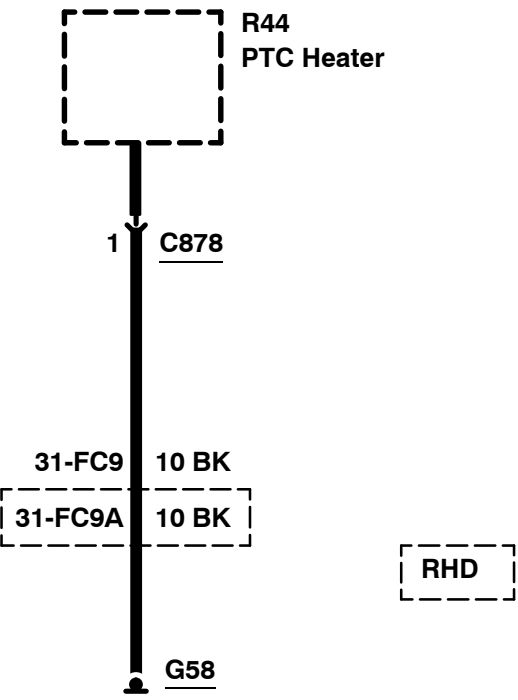


Ground Distribution – G57, 2.5L Duratec–ST (VI5)

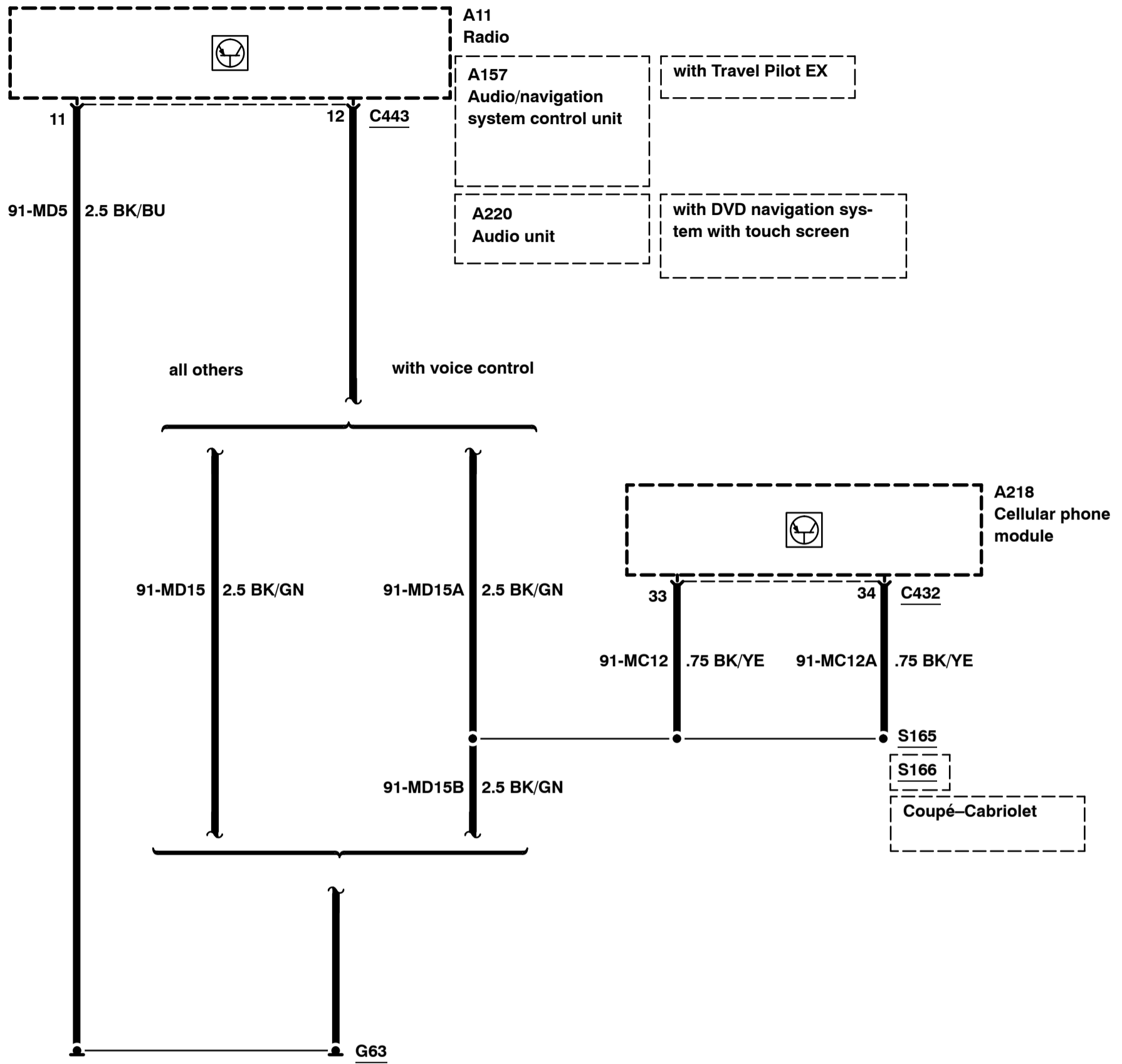


2008
700-04-00-37
2008.75
Focus

Ground Distribution – G58

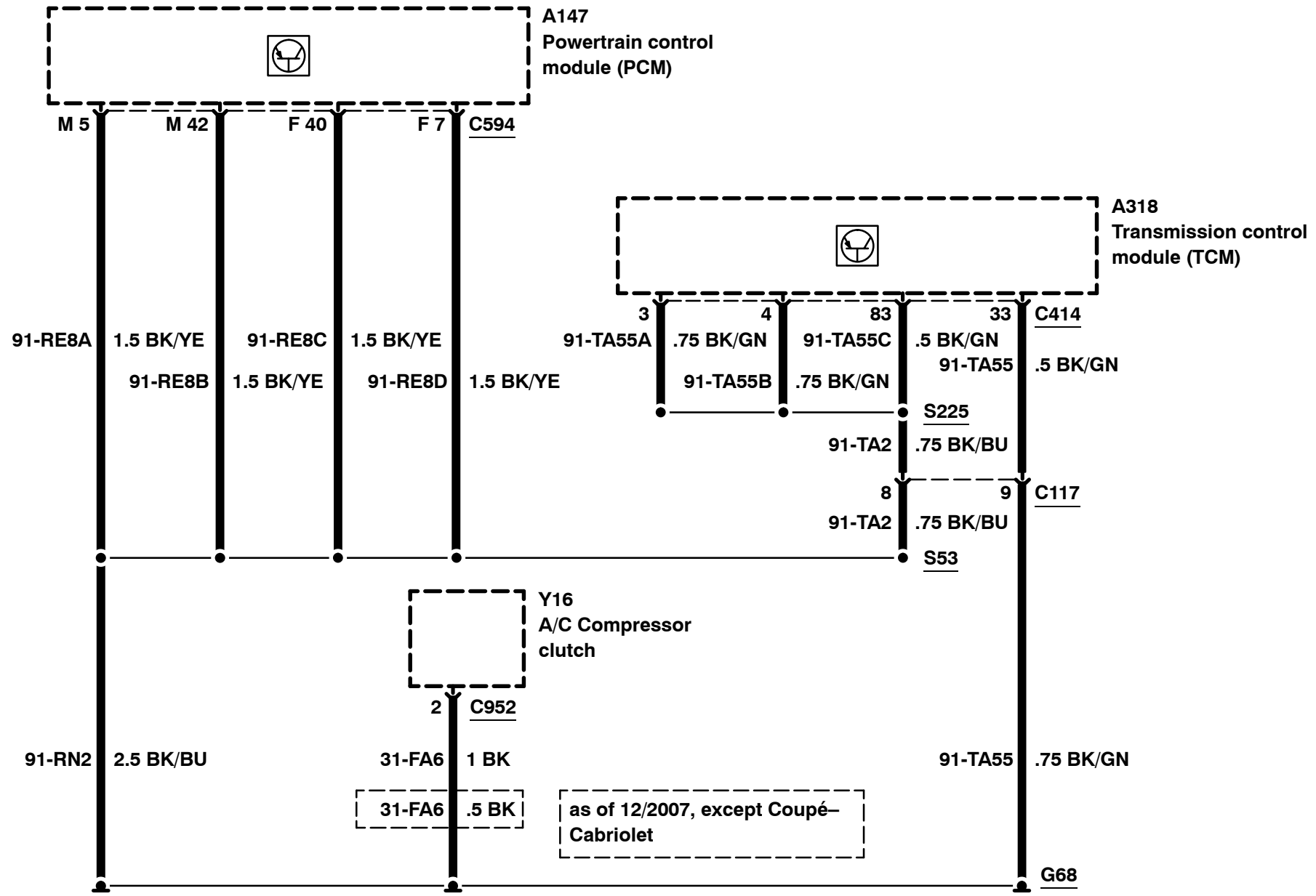


Ground Distribution – G63



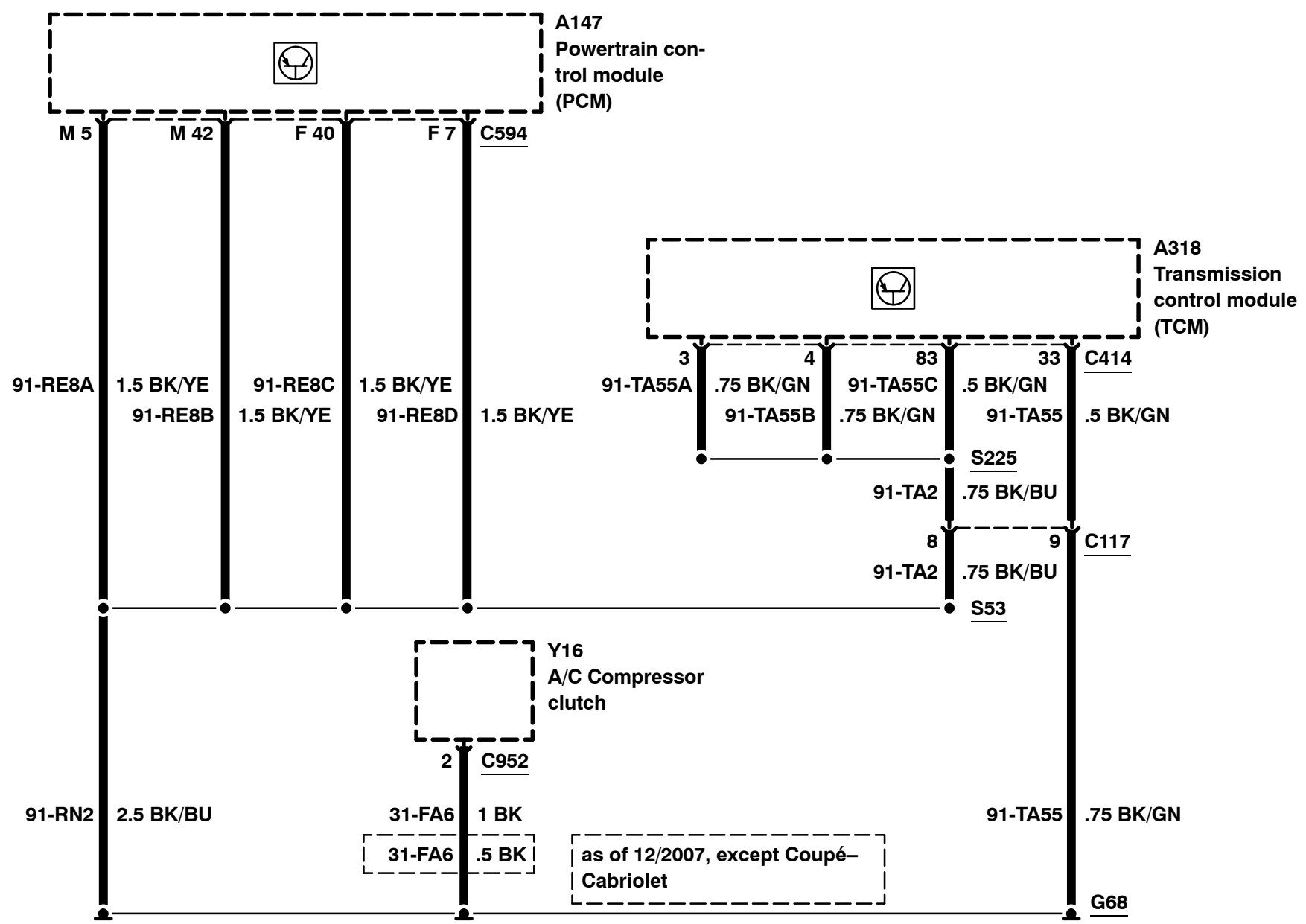
2008
700-04-00-39
2008.75
Focus

Ground Distribution – G68, 1.4/1.6L Duratec–16V (Sigma)

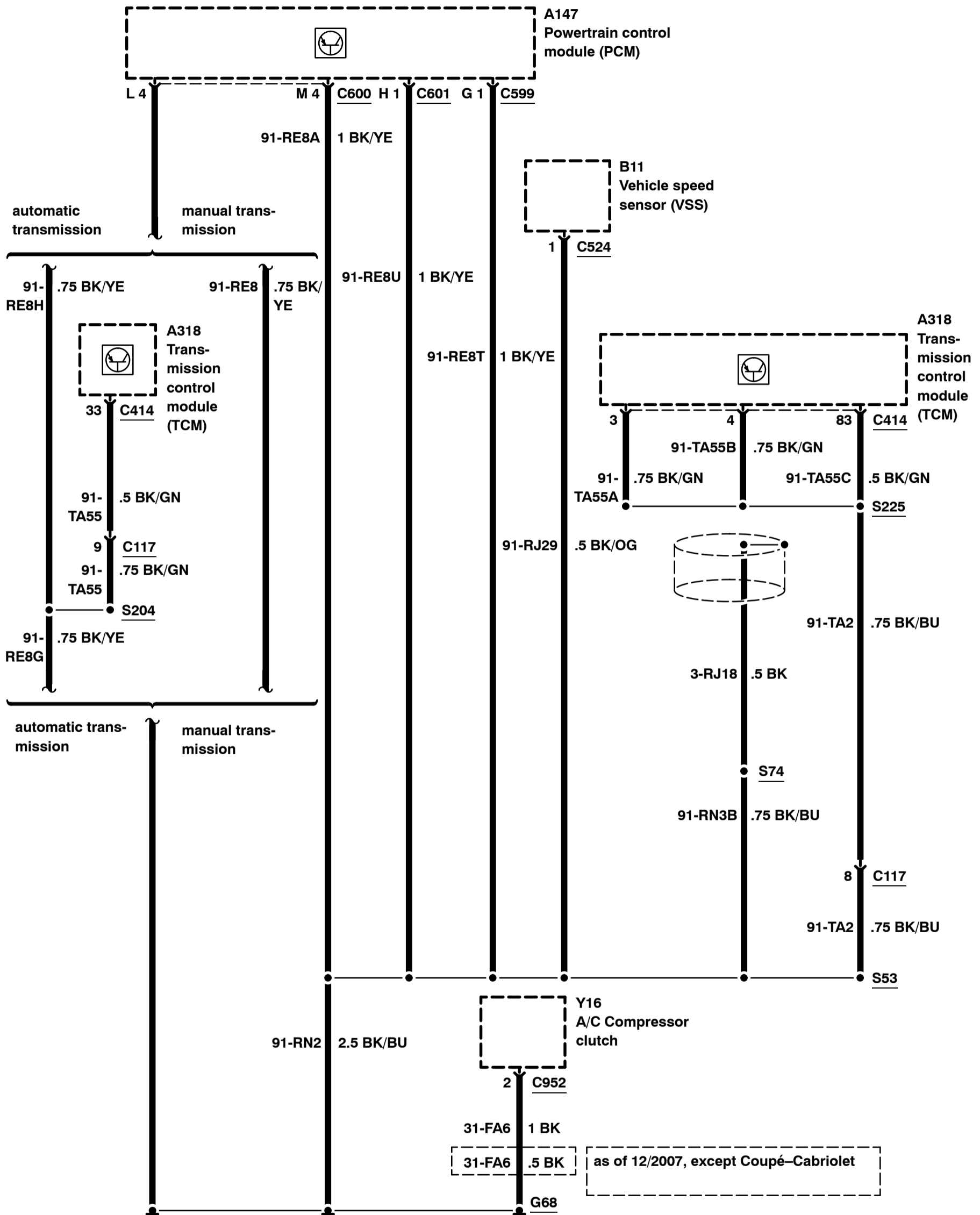


2008
700-04-00-40
2008.75
Focus

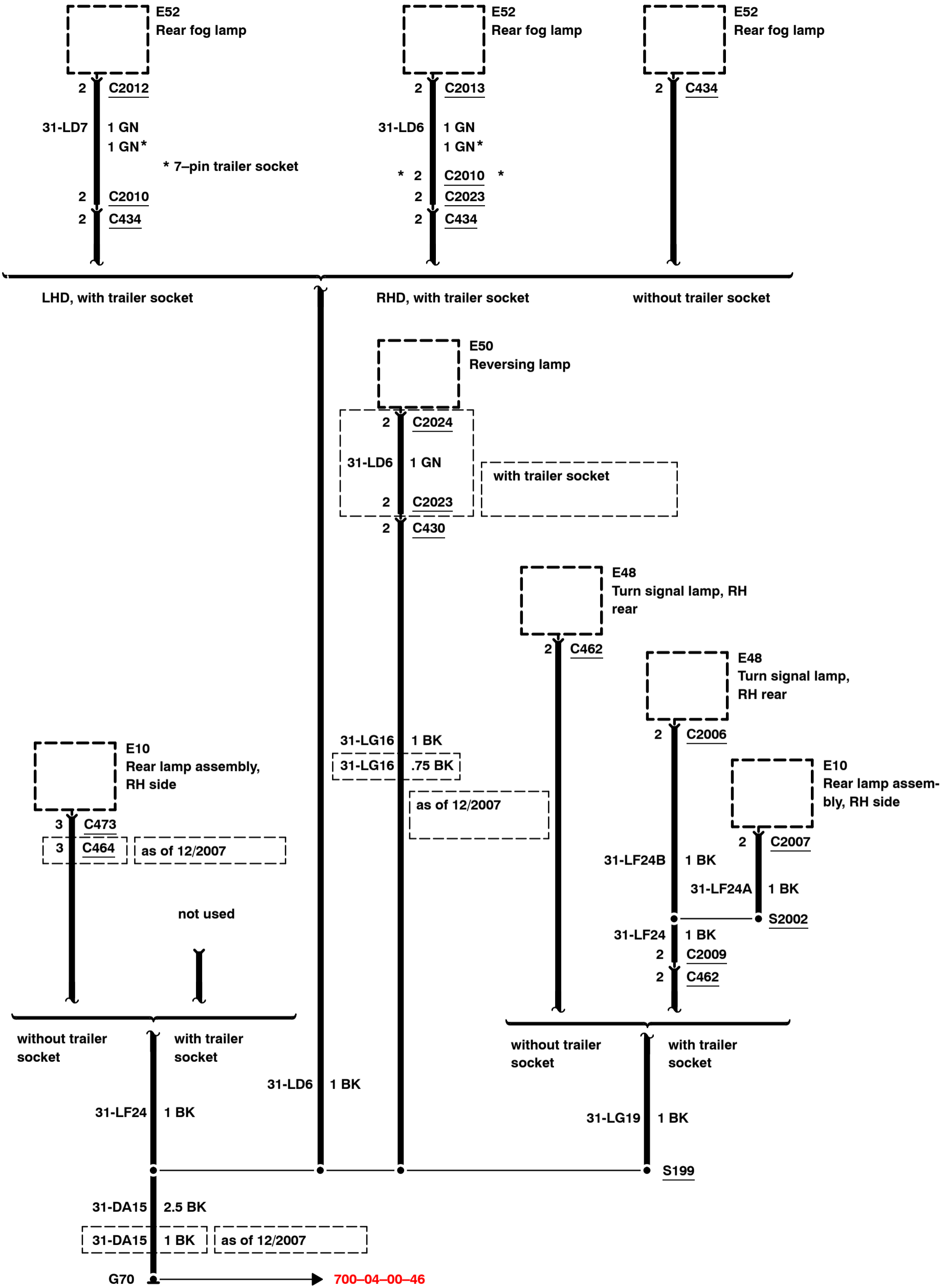
Ground Distribution – G68, 1.6L Duratec–16V Ti–VCT (Sigma)



Ground Distribution – G68, 1.8/2.0L Duratec–HE (MI4)

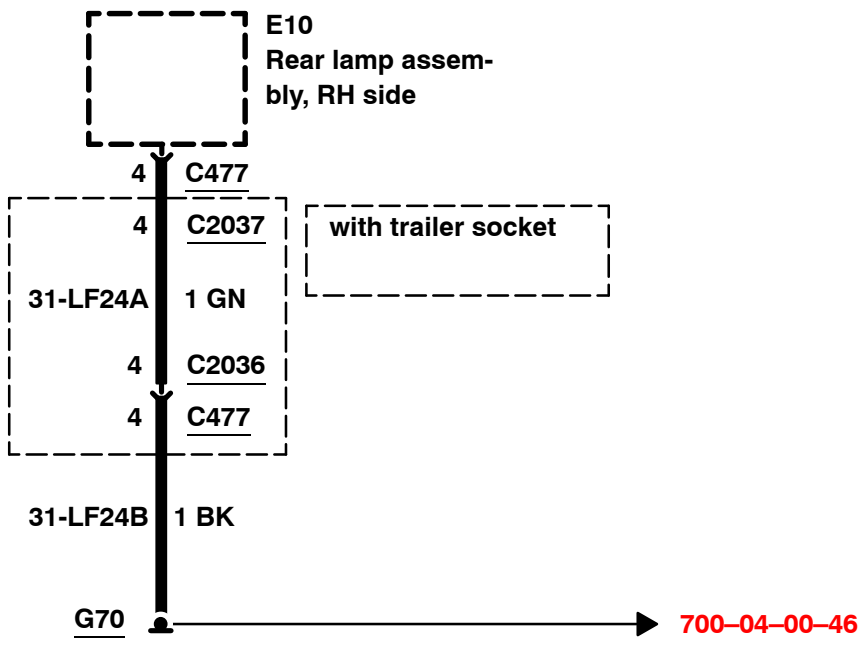


Ground Distribution – G70, 3-door model/5-door model



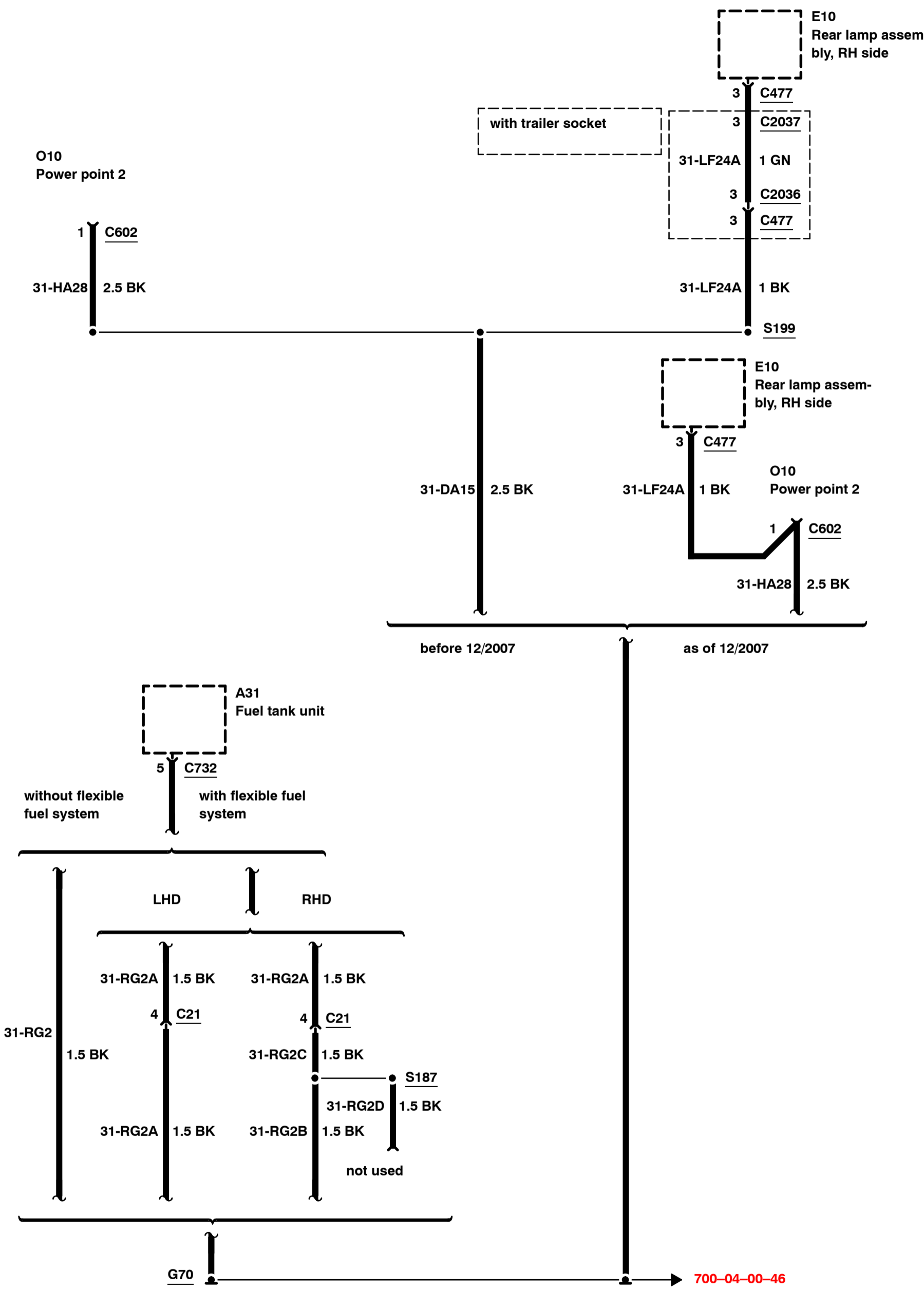
2008
700-04-00-43
2008.75
Focus

Ground Distribution – G70, 4-door model



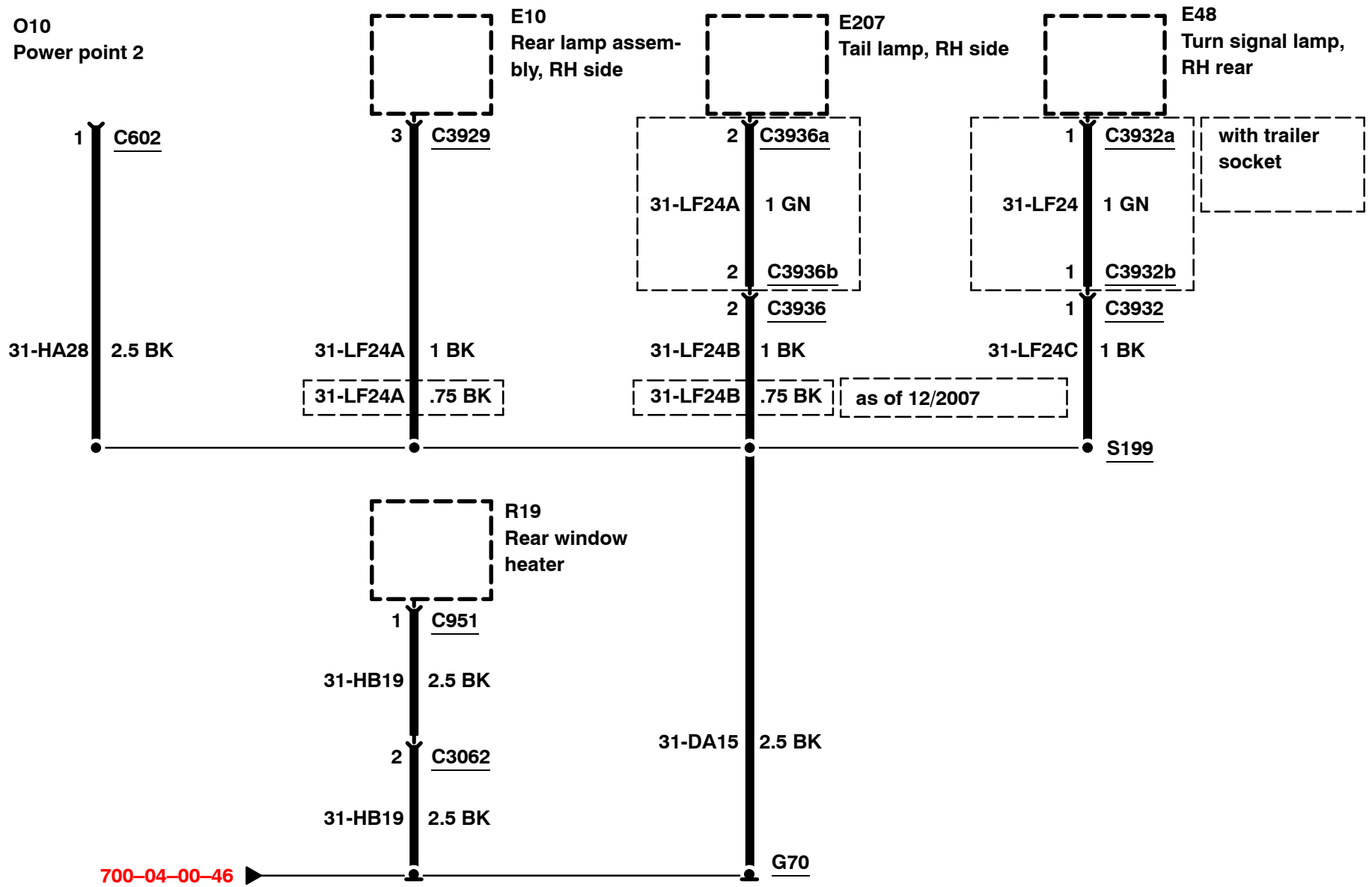
Ground Distribution – G70, wagon

2008
700-04-00-44
2008.75
Focus

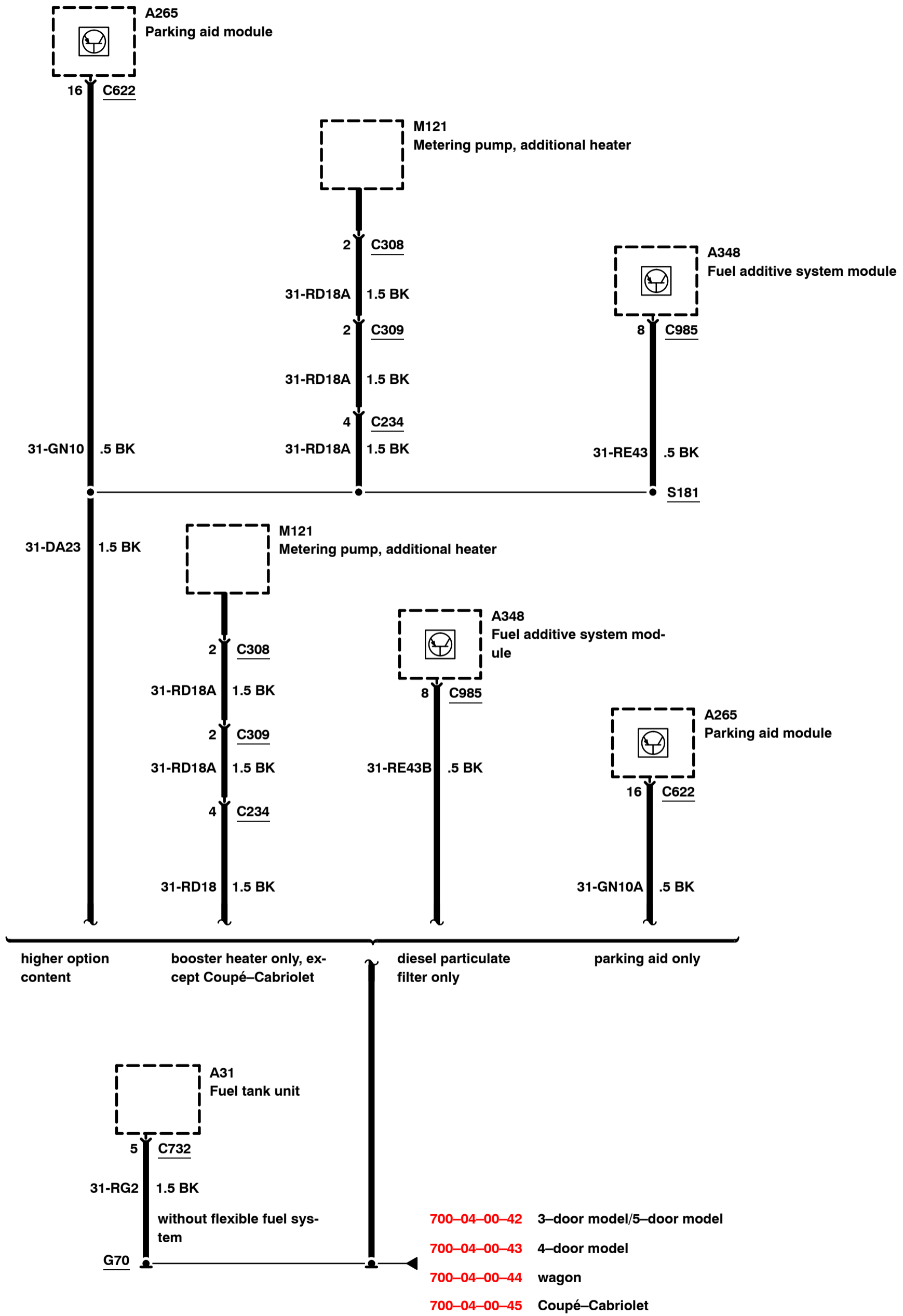


2008
700-04-00-45
2008.75
Focus

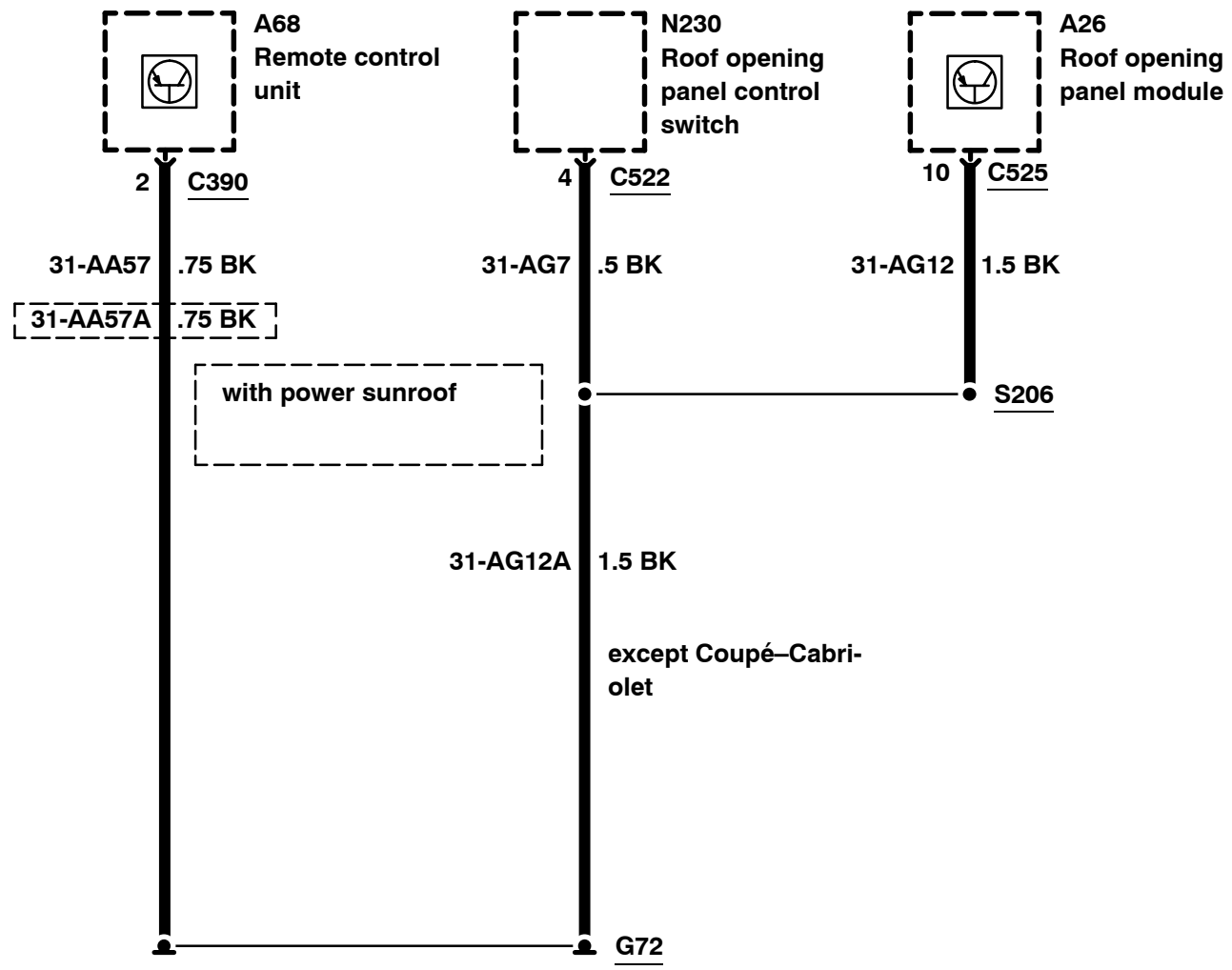
Ground Distribution – G70, Coupé–Cabriolet



Ground Distribution – G70

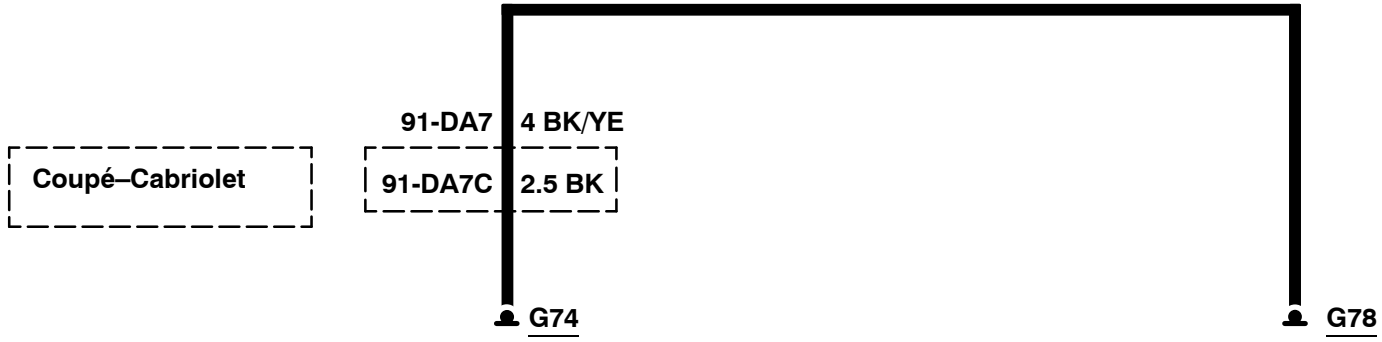


Ground Distribution – G72



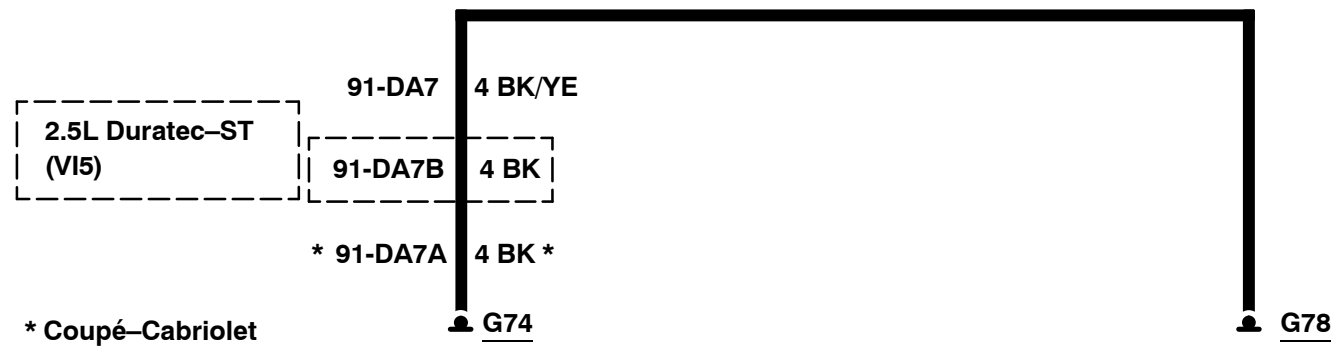
2008
700-04-00-48
2008.5
Focus

Ground Distribution – G74, G78, 1.4/1.6L Duratec–16V (Sigma), 1.6L Duratec–16V Ti–VCT (Sigma)



2008
700-04-00-49
2008.75
Focus

Ground Distribution – G74, G78, 1.8/2.0L Duratec–HE (MI4), 2.5L Duratec–ST (VI5)



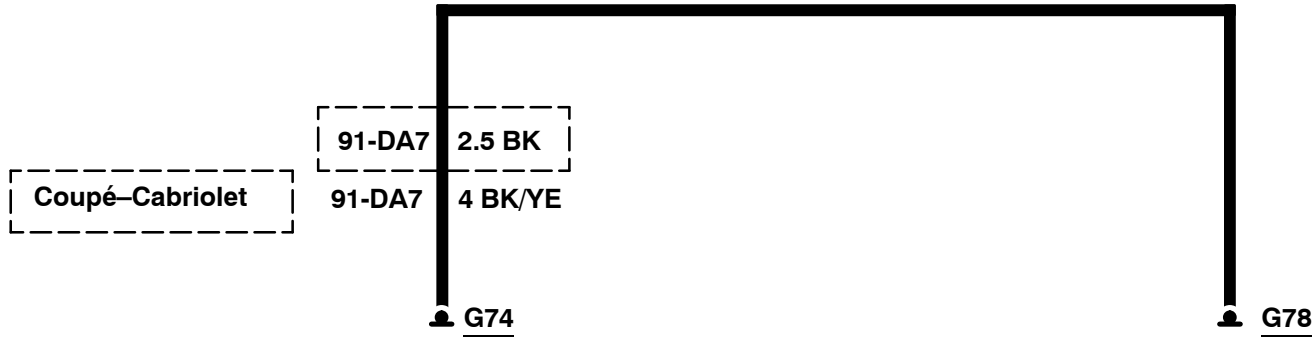
2008
700-04-00-50
2008.75
Focus

Ground Distribution – G74, G78, 1.6L Duratorq–TDCi (DV) Diesel

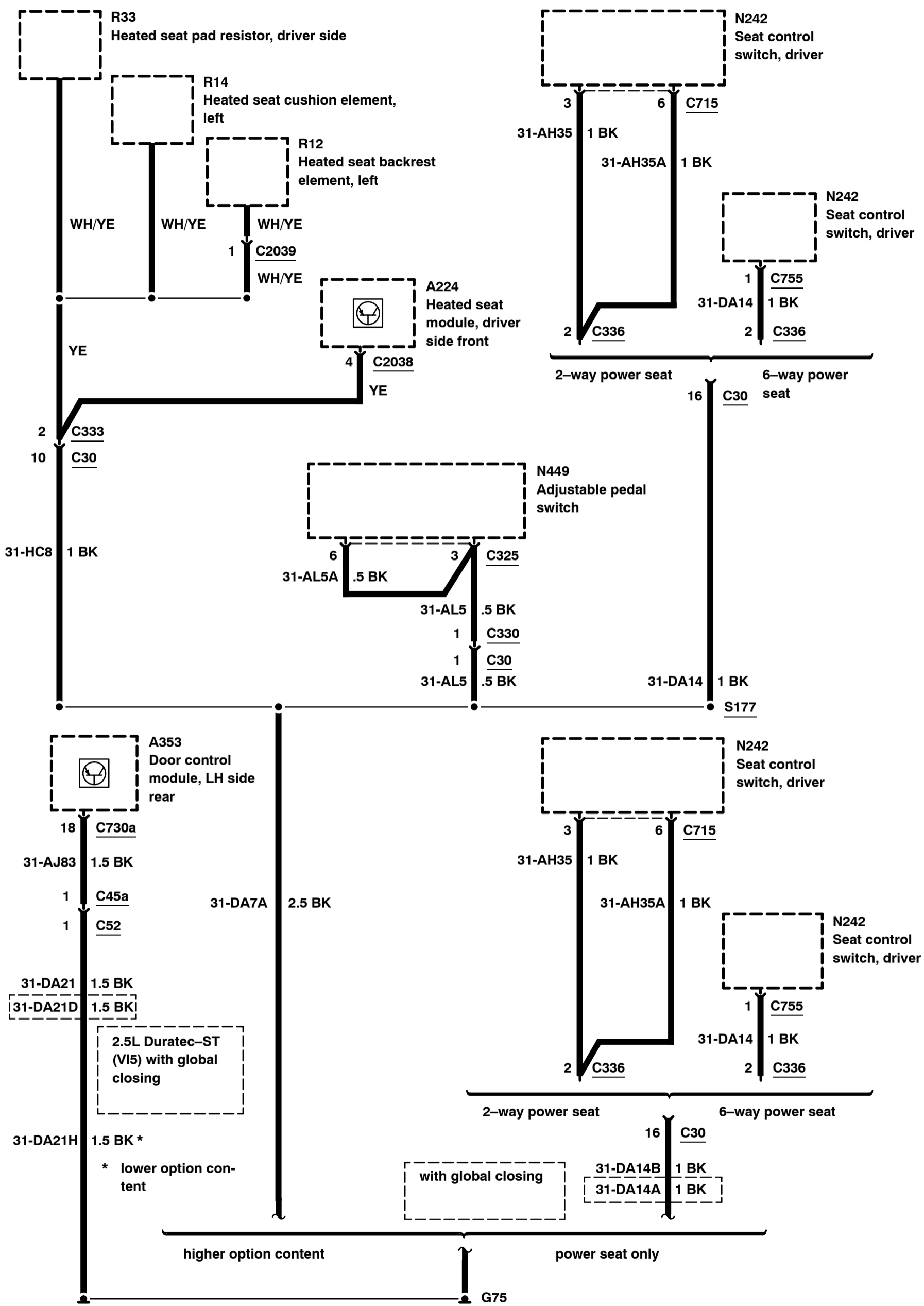


2008
700-04-00-51
2008.75
Focus

Ground Distribution – G74, G78, 1.8L Duratorq–TDCi (Kent) Diesel, 2.0L Duratorq–TDCi (DW) Diesel

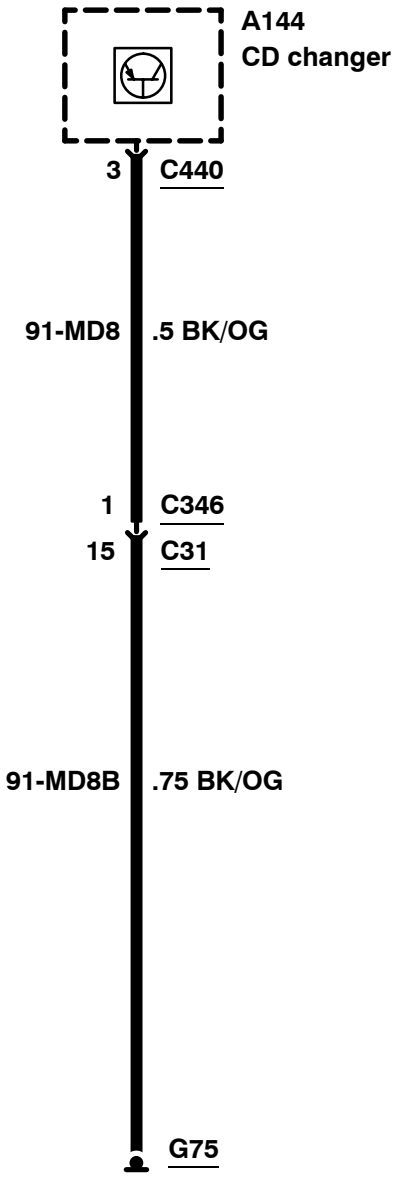


Ground Distribution – G75, except Coupé–Cabriolet, LHD

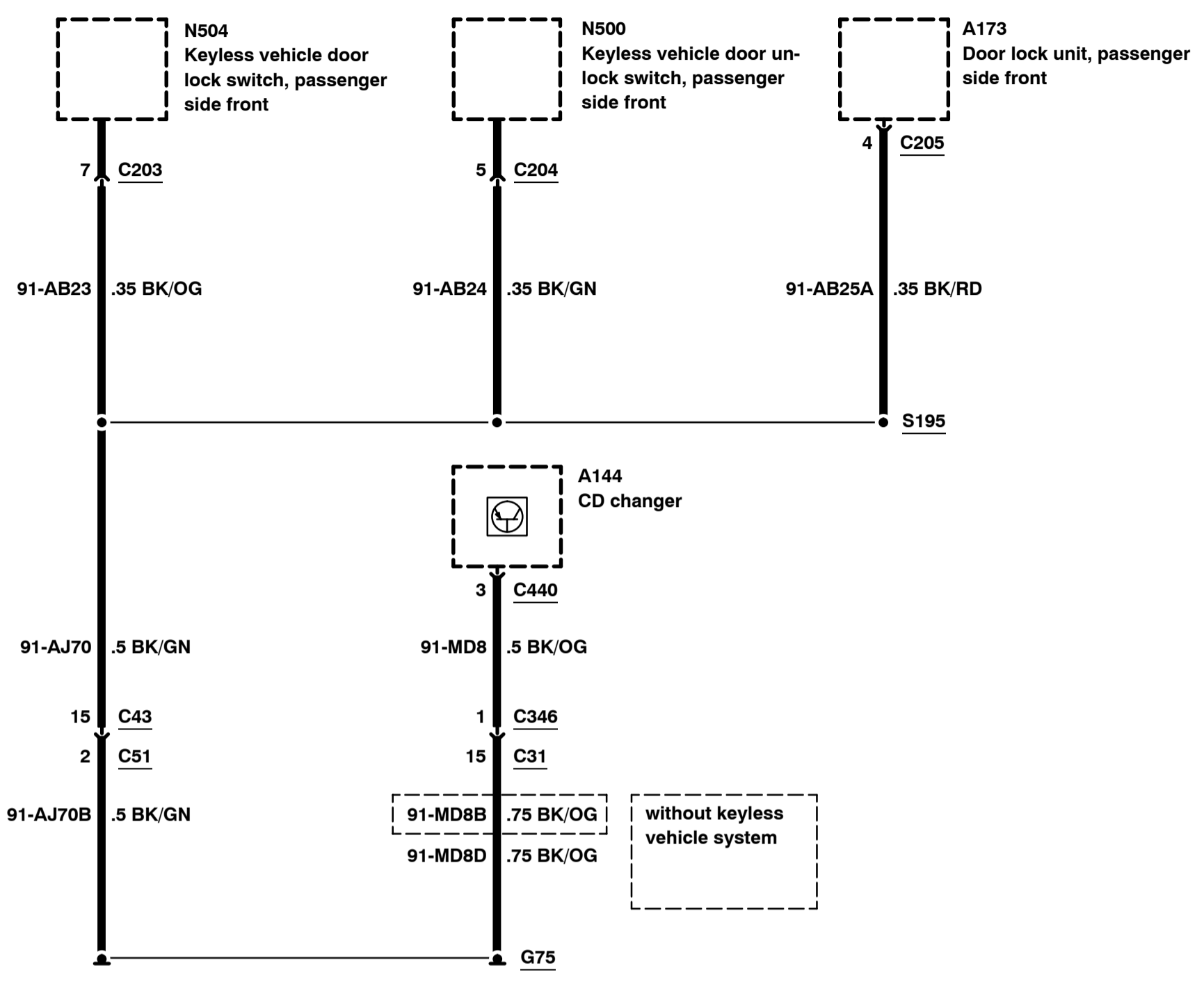


2008
700-04-00-53
2008.75
Focus

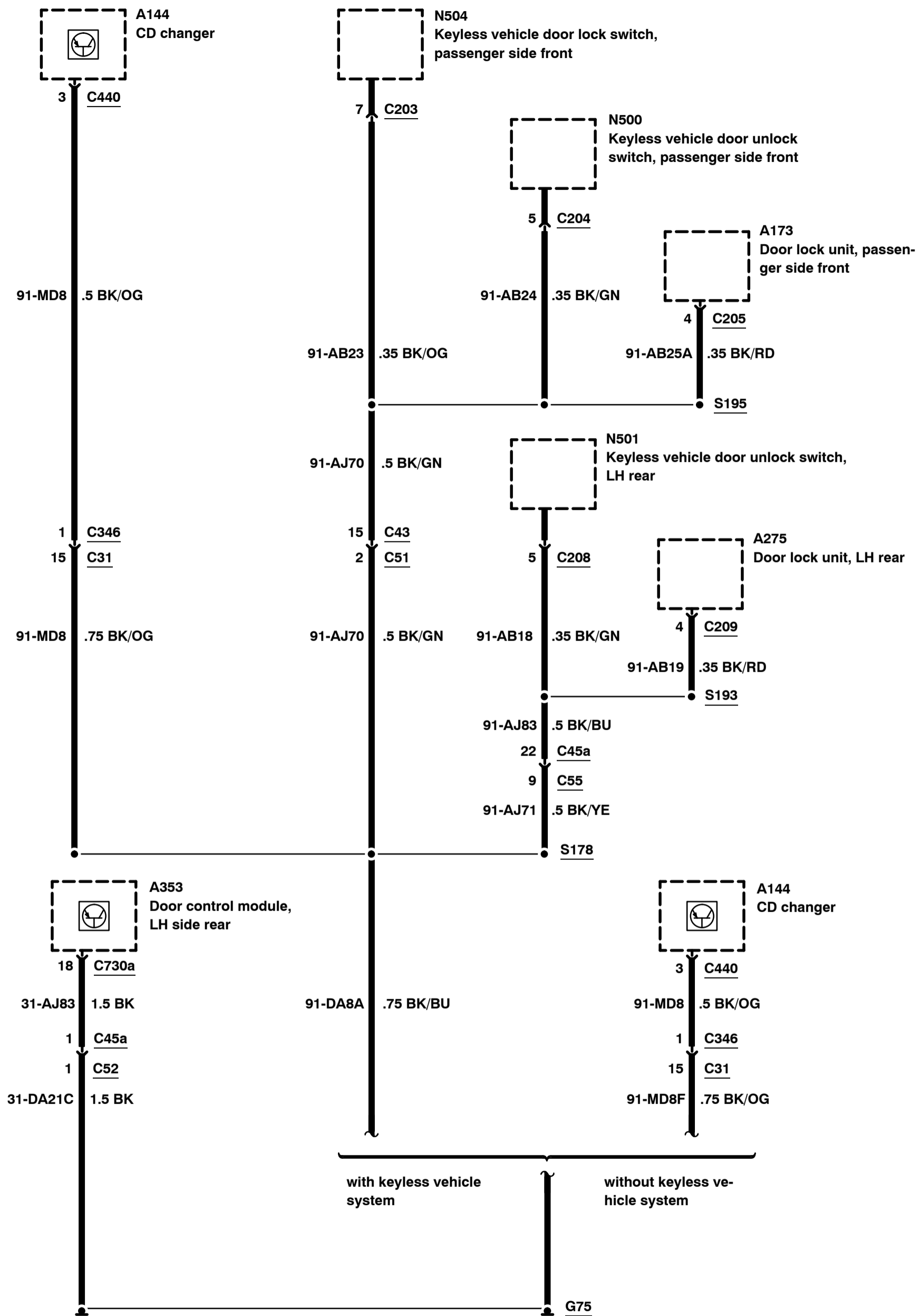
Ground Distribution – G75, except Coupé–Cabriolet, RHD, without global closing



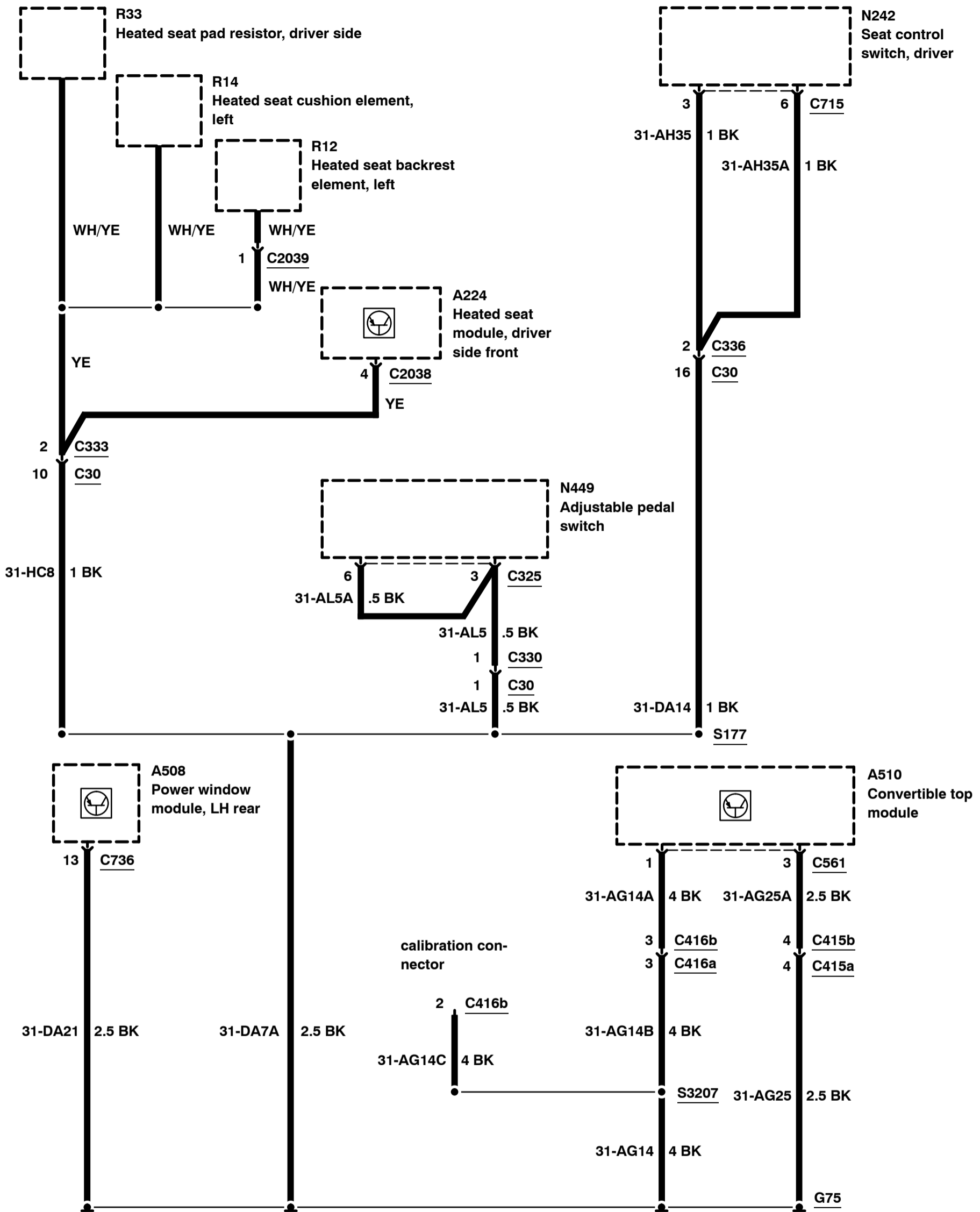
Ground Distribution – G75, 3-door model, RHD, with global closing



Ground Distribution – G75, except 3-door model, RHD, with global closing

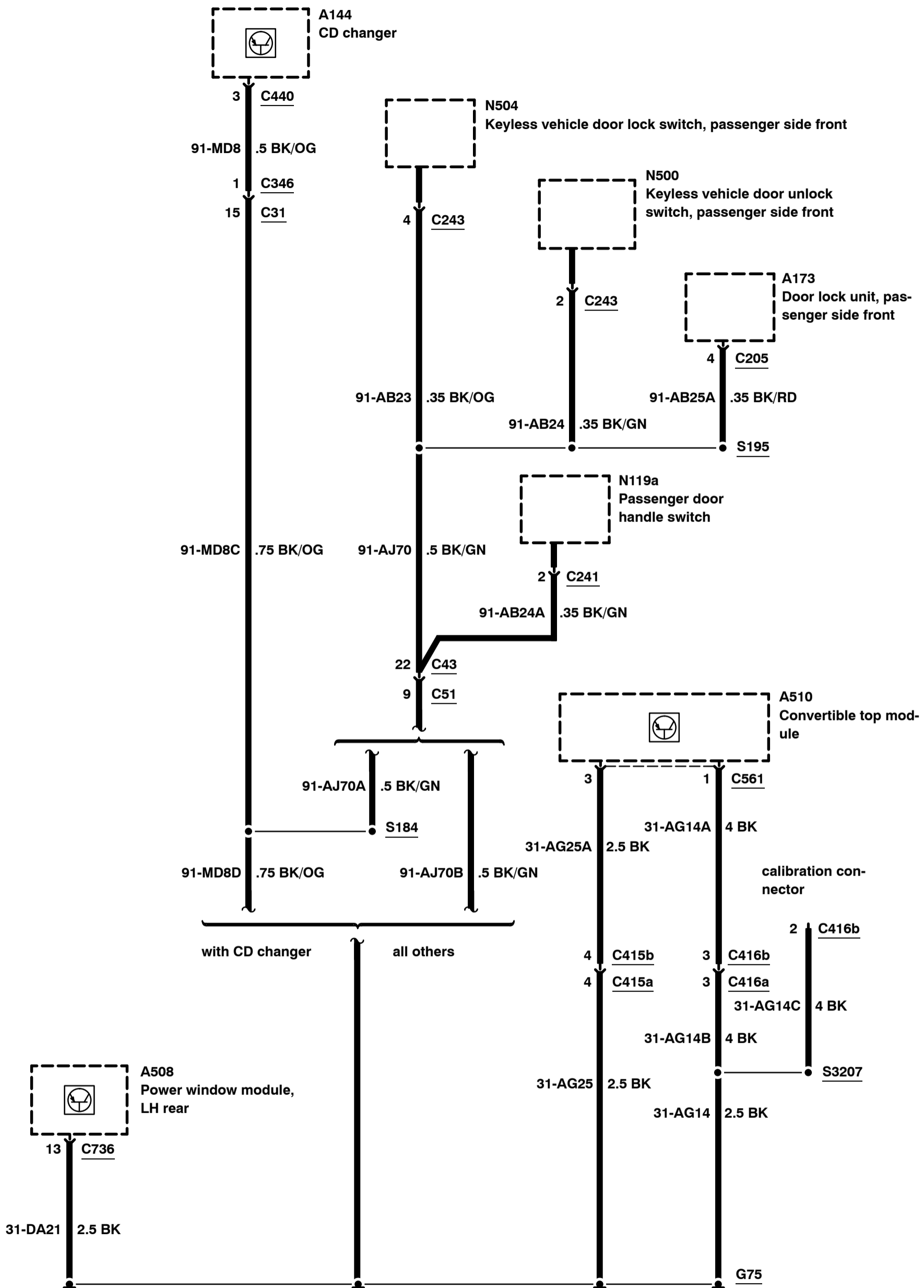


Ground Distribution – G75, Coupé–Cabriolet, LHD



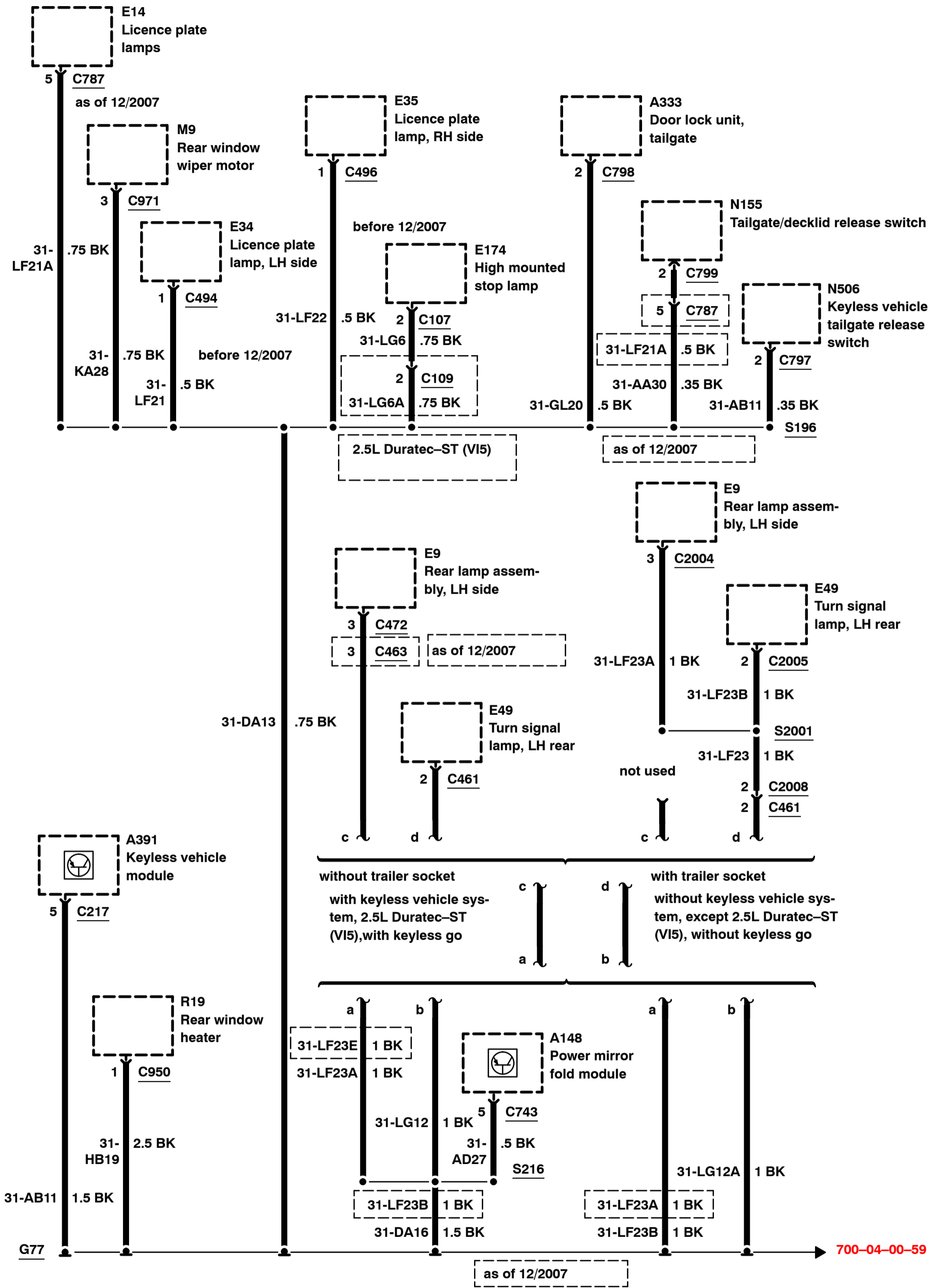
Ground Distribution – G75, Coupé–Cabriolet, RHD

2008
700-04-00-57
2008.75
Focus

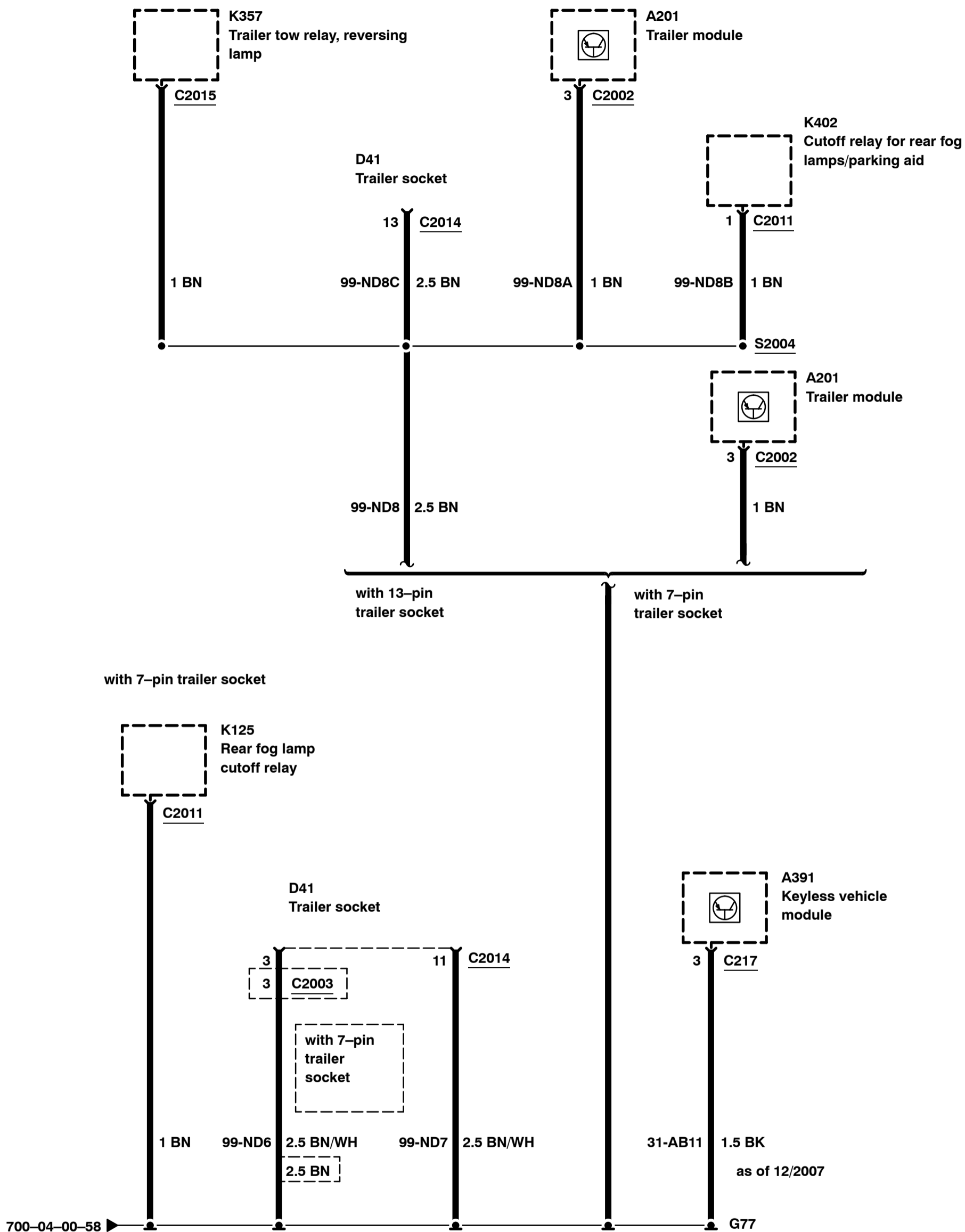


Ground Distribution – G77, 3-door model/5-door model

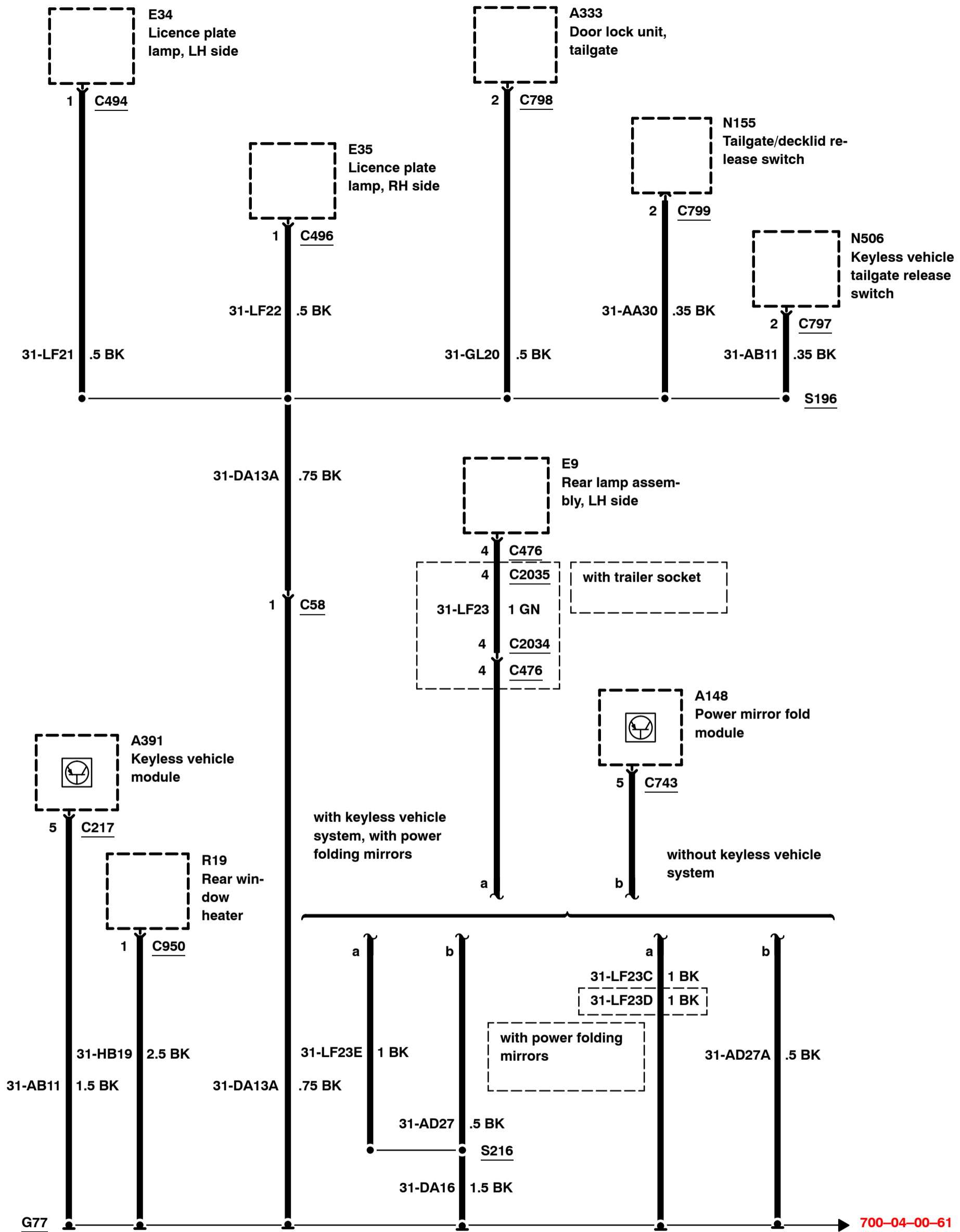
2008
700-04-00-58
2008.75
Focus



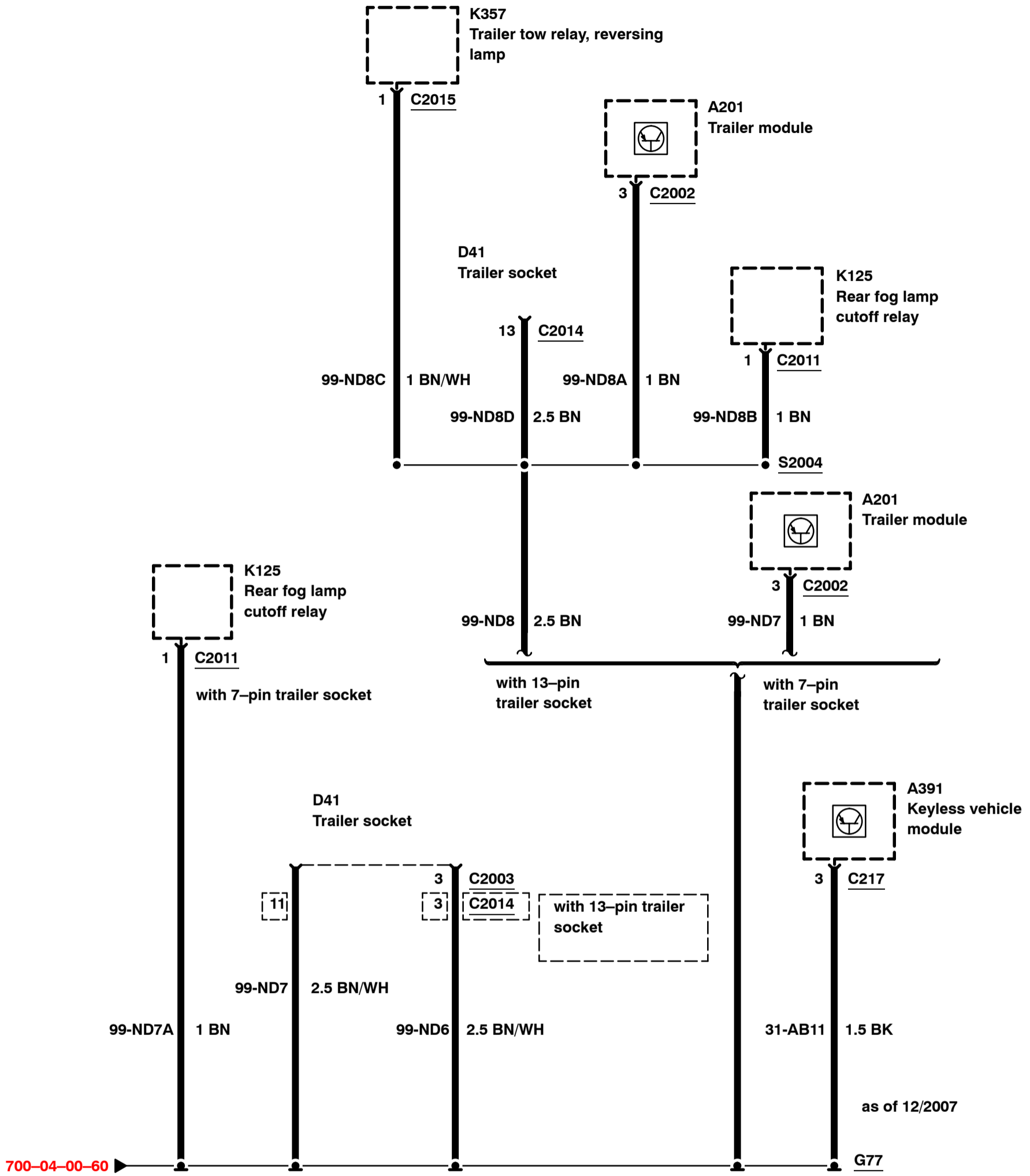
Ground Distribution – G77, 3-door model/5-door model



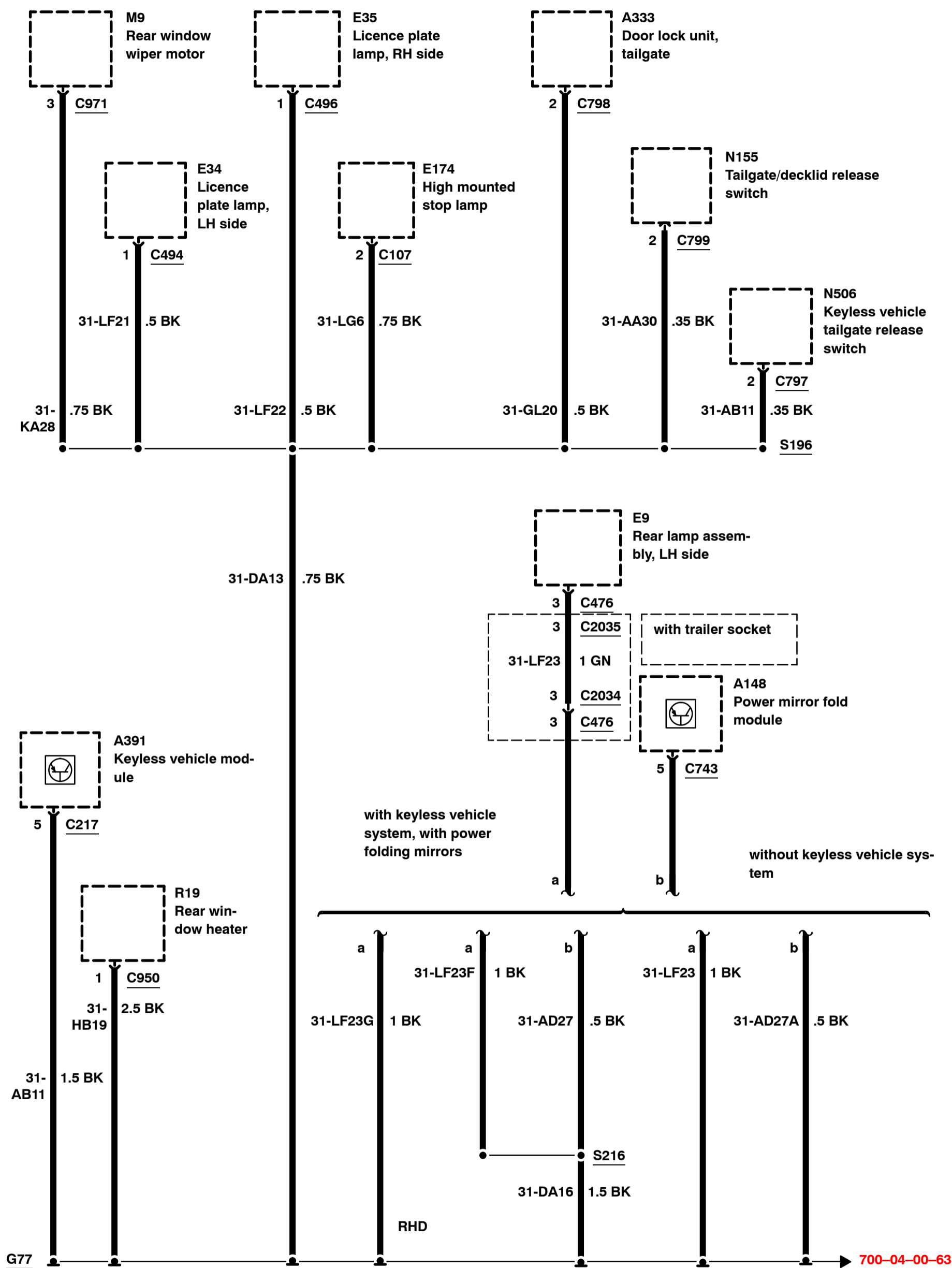
Ground Distribution – G77, 4-door model



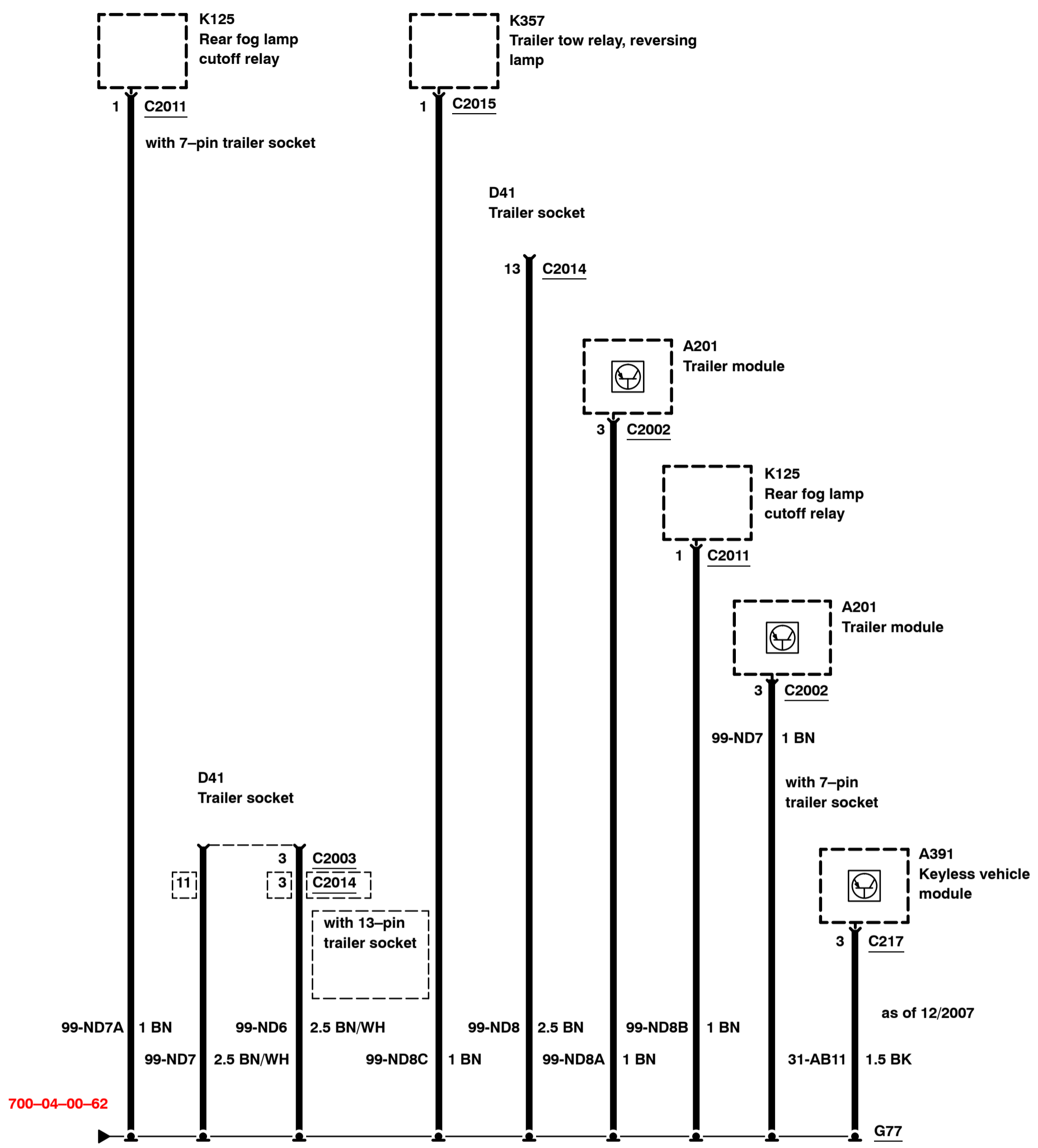
Ground Distribution – G77, 4-door model



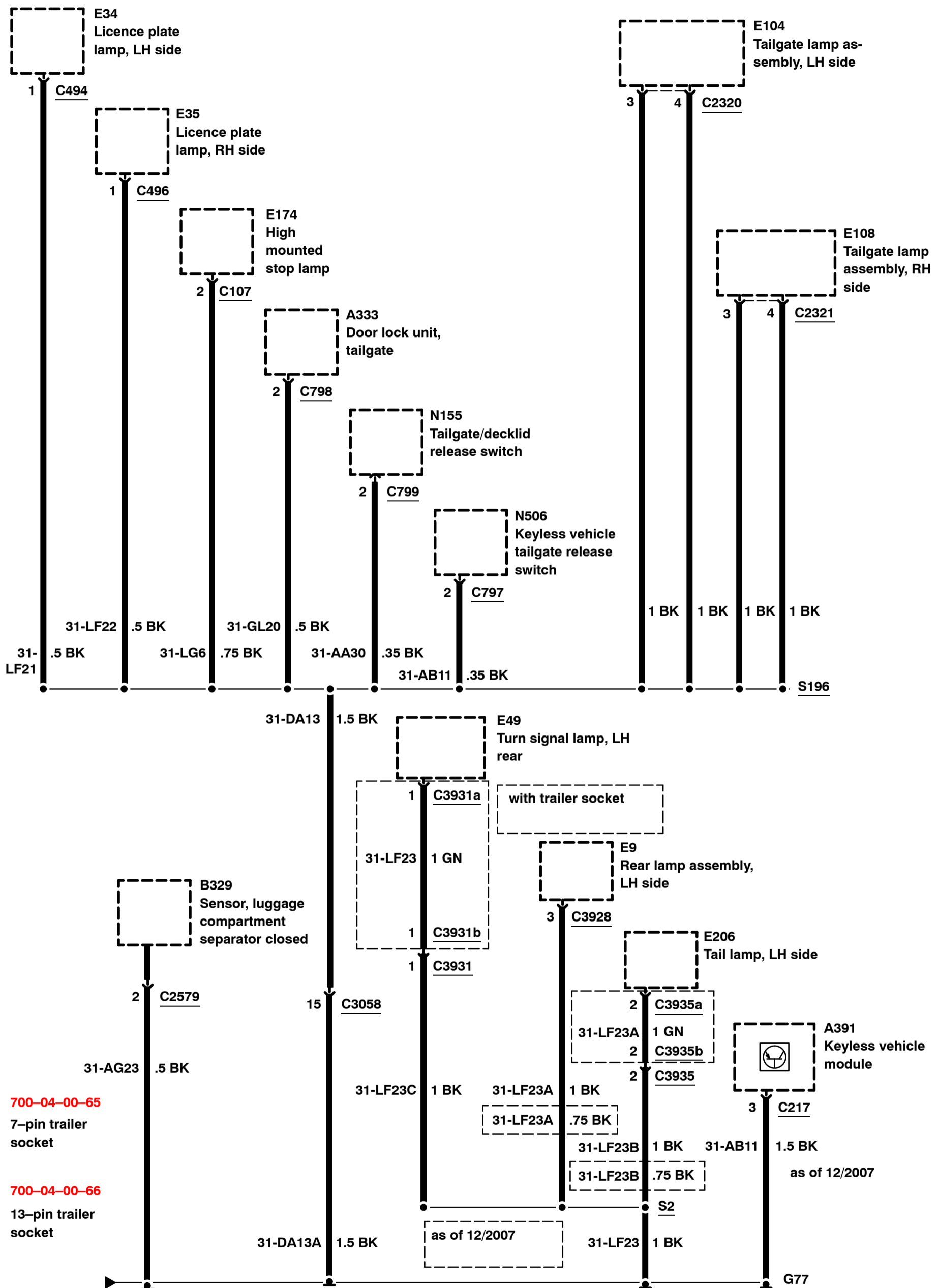
Ground Distribution – G77, wagon



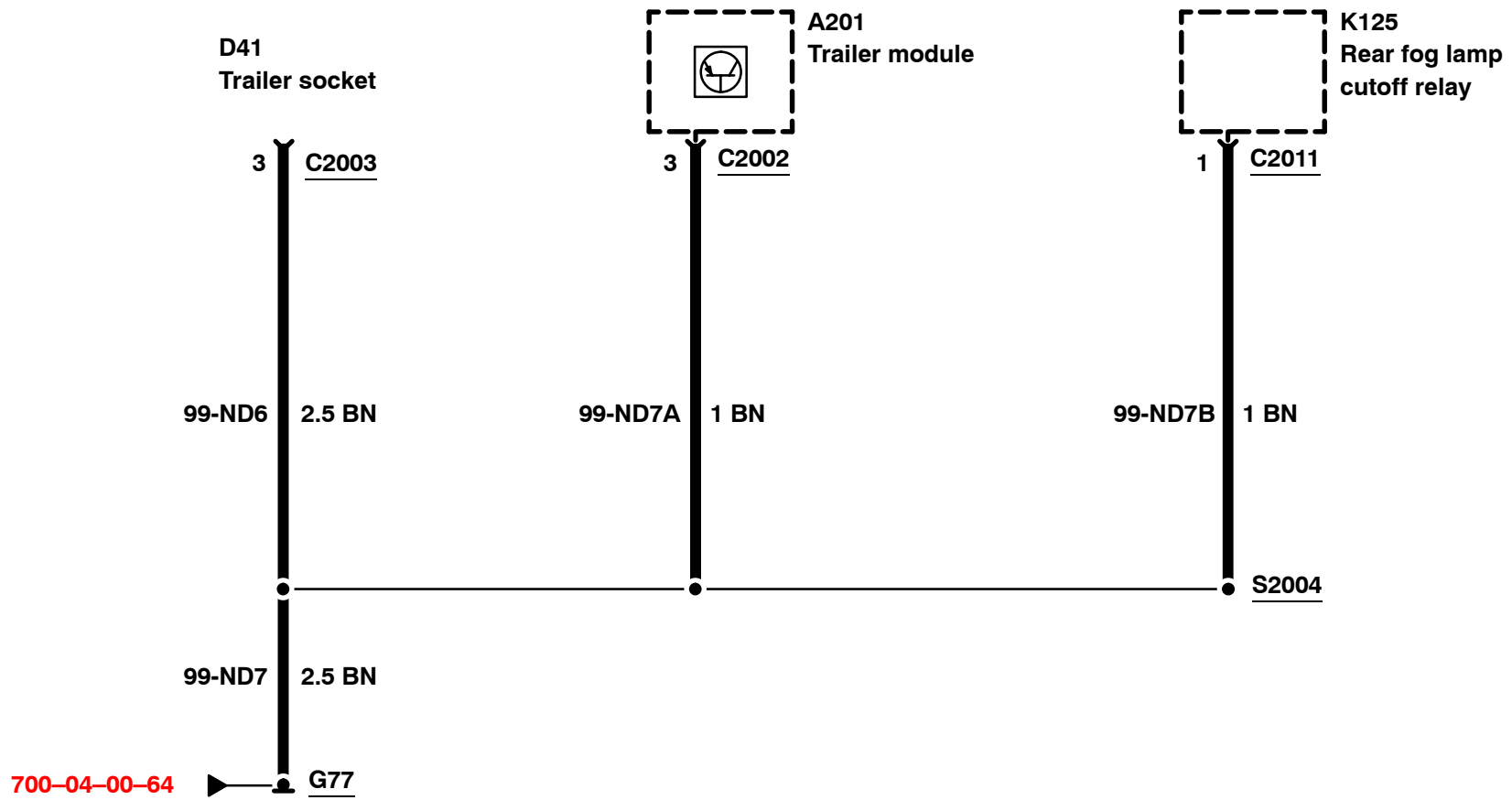
Ground Distribution – G77, wagon



Ground Distribution – G77, Coupé–Cabriolet

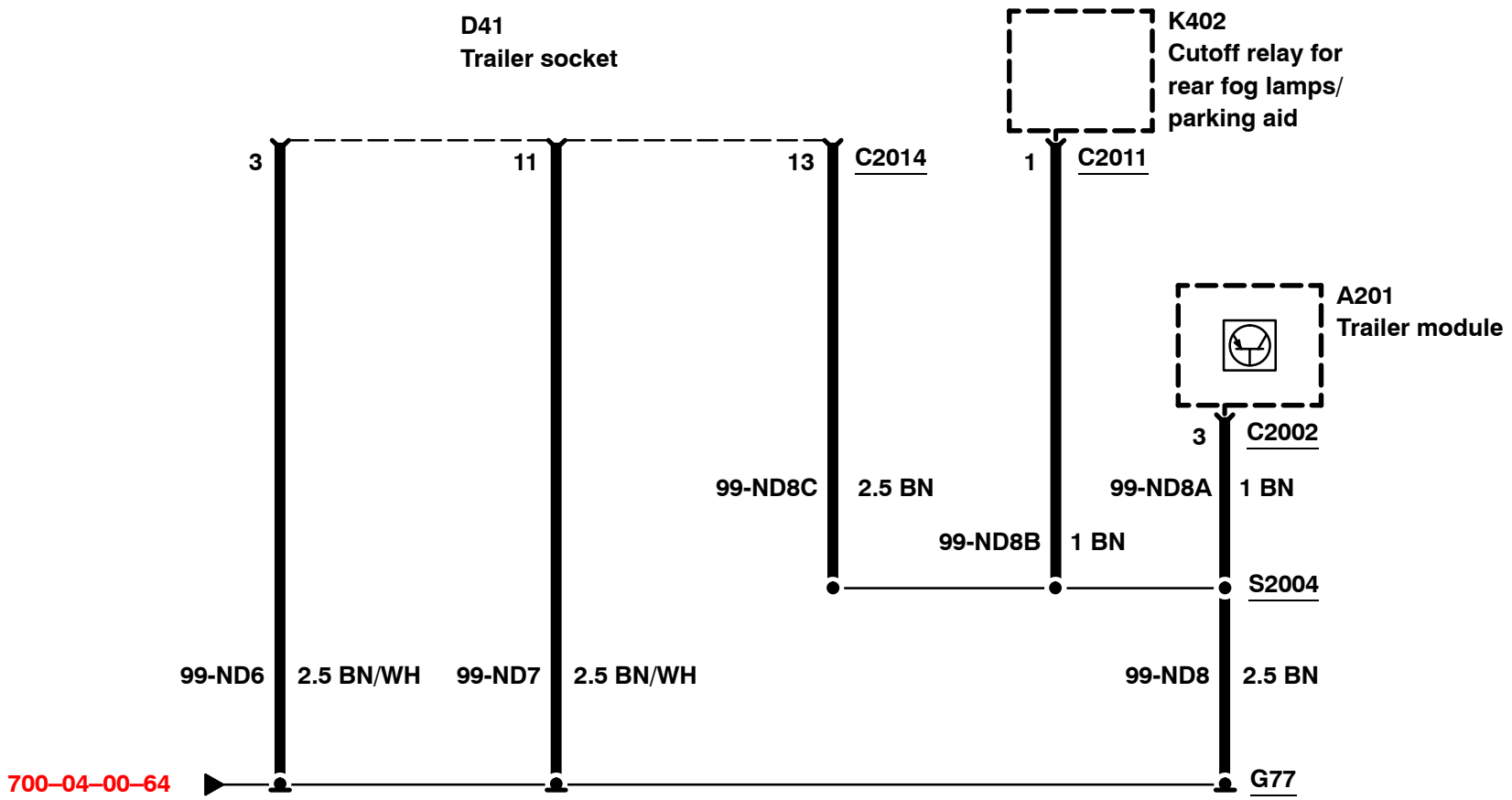


Ground Distribution – G77, Coupé–Cabriolet, 7–pin trailer socket

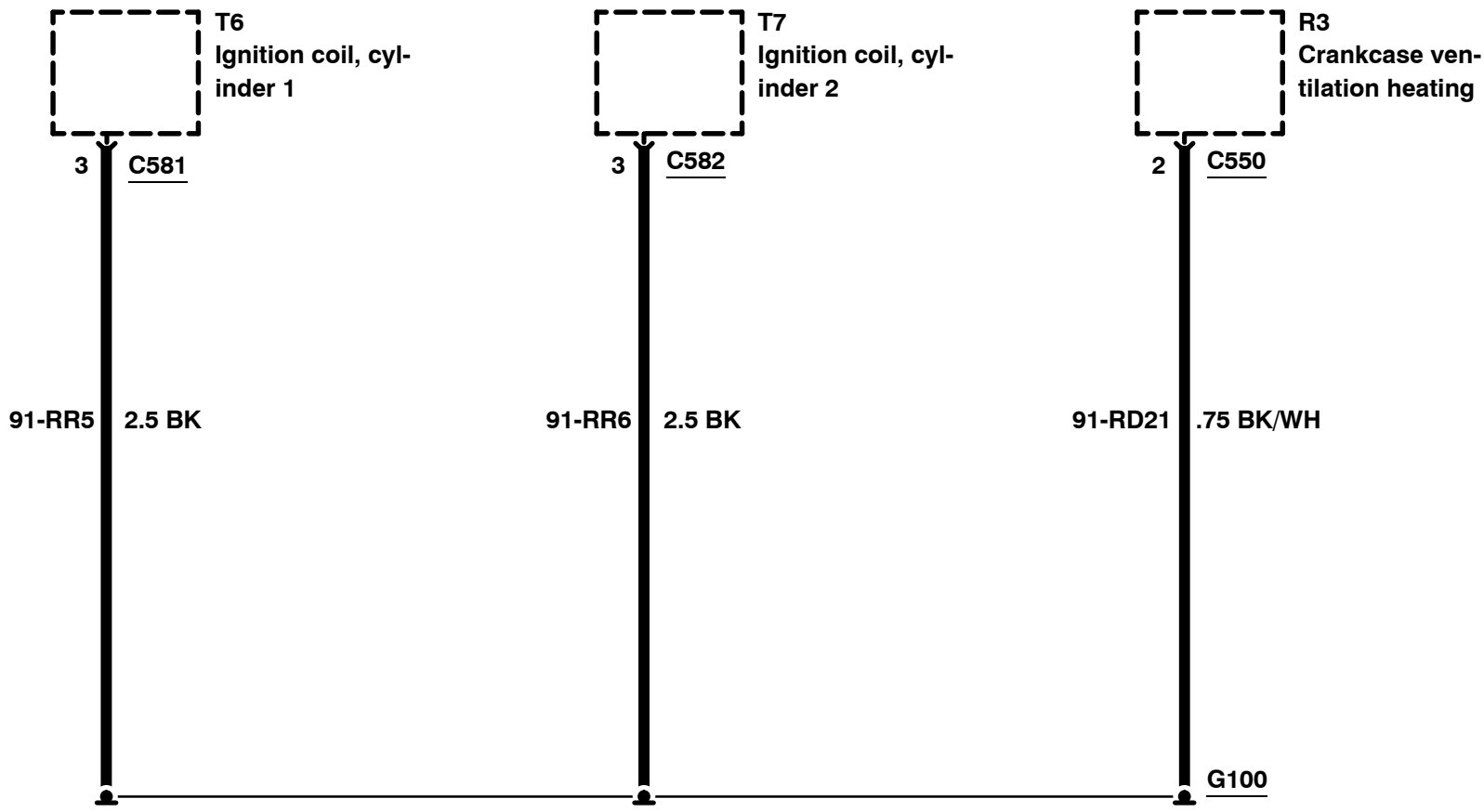


2008
700-04-00-66
2008.75
Focus

Ground Distribution – G77, Coupé–Cabriolet, 13–pin trailer socket

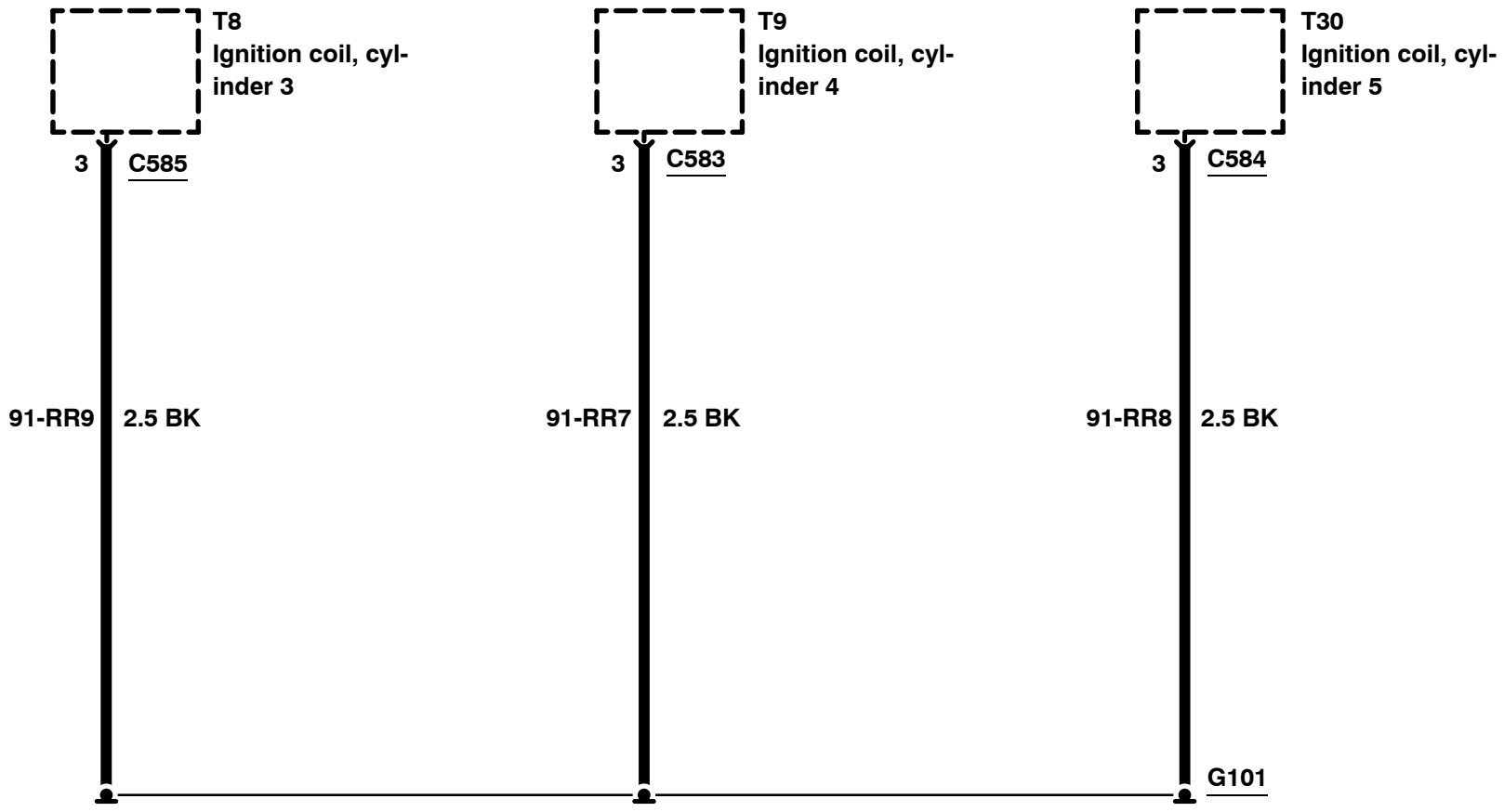


Ground Distribution – G100



2008
700-04-00-68
2008.75
Focus

Ground Distribution – G101





Component Location Charts

Components	700-05-00-1/30
Connectors	700-05-00-31/49
Ground points	700-05-00-50/51
Splices	700-05-00-52/55
Fuses	700-05-00-56



Components		Section 700-06-00
Location	Page/coordinates	
A7	ABS module	
	Location	10 – B 2
A11	Radio	
	dash panel, centre	
A26	Roof opening panel module	
	LHD, 4-door model, 3-door model/5-door model, Location	37 – F 3
A26	Roof opening panel module	
	RHD, 4-door model, 3-door model/5-door model, Location	38 – F 3
A26	Roof opening panel module	
	LHD, Wagon, Location	39 – E 3
A26	Roof opening panel module	
	RHD, Wagon, Location	40 – E 3
A30	Instrument cluster	
	LHD, Location	28 – B 5
A30	Instrument cluster	
	RHD, Location	29 – F 5
A31	Fuel tank unit	
	Location	47 – C 2
A40	Transmission hardware unit	
	1.8/2.0L Duratec-HE (MI4), automatic transmission, Location	17 – E 2
A40	Transmission hardware unit	
	1.6L Duratec-16V (Sigma), automatic transmission, Location	20 – E 2
A42	Driver air bag unit	
	in steering wheel	
A43	Passenger air bag unit	
	LHD, Location	28 – F 5
A43	Passenger air bag unit	
	RHD, Location	29 – B 5
A68	Remote control unit	
	in Central Junction Box (CJB)	
A76	Minor gauge cluster	
	dash panel, centre	
A97	Blower motor control module	
	engine	
A102	Passive anti-theft system transceiver module	
	Location	51 – C 2
A116	Safety belt tensioner, passenger seat	
	passenger's seat	
A117	Safety belt tensioner, driver seat	
	driver seat	
A118	Cooling fan module	
	Petrol engines, Location	2 – C 5
A118	Cooling fan module	
	Diesel engines, Location	3 – A 3
A128	Heater control module	
	LHD, Location	28 – A 2

Components**Section 700-06-00**

	Location	Page/coordinates
A128	Heater control module RHD, behind dash panel	
A144	CD changer under passenger's seat	
A147	Powertrain control module (PCM) 1.4/1.6L Duratec-16V (Sigma), manual transmission, Location	12 – F 5
A147	Powertrain control module (PCM) 1.4/1.6L Duratec-16V (Sigma), automatic transmission, Location	20 – F 4
A147	Powertrain control module (PCM) 1.4/1.6L Duratec-16V (Sigma), Location	12 – F 5
A147	Powertrain control module (PCM) 1.6L Duratec-16V Ti-VCT (Sigma), manual transmission, Location	14 – F 5
A147	Powertrain control module (PCM) 1.6L Duratec-16V Ti-VCT (Sigma), Location	14 – F 5
A147	Powertrain control module (PCM) 1.8/2.0L Duratec-HE (MI4), Location	18 – A 5
A147	Powertrain control module (PCM) 1.6L Duratorq-TDCi (DV) Diesel, Location	19 – E 2
A147	Powertrain control module (PCM) 1.6L Duratec-16V (Sigma), automatic transmission, Location	20 – F 4
A147	Powertrain control module (PCM) 2.0L Duratorq-TDCi (DW) Diesel, Location	22 – E 2
A147	Powertrain control module (PCM) 1.8L Duratorq-TDCi (Kent) Diesel, Location	63 – F 1
A147	Powertrain control module (PCM) 1.8/2.0L Duratec-HE (MI4), automatic transmission, engine compartment	
A147	Powertrain control module (PCM) 2.5L Duratec-ST (VI5), engine compartment	
A148	Power mirror fold module under rear seats, RH side	
A151	Antenna roof	
A153	GPS antenna under centre console	
A157	Audio/navigation system control unit dash panel, centre	
A164	Microphone LHD, 4-door model, 3-door model/5-door model, Location	37 – B 2
A164	Microphone RHD, 4-door model, 3-door model/5-door model, Location	38 – B 1
A172	Door lock unit, driver side front Location	54 – E 4
A173	Door lock unit, passenger side front Location	54 – E 3
A176	Electronic Stability Program (ESP) module Location	10 – B 2

Components

Section 700-06-00

	Location	Page/coordinates
A178	Phone hand unit LHD, Location	
A182	Navigation system main unit above glove compartment	
A196	Battery backed sounder engine compartment	
A198	Diversity antenna in luggage compartment LH side	
A201	Trailer module in luggage compartment, rear, LH side	
A205	Electronic Automatic Temperature Control (EATC) module LHD, Location	28 – D 1
A205	Electronic Automatic Temperature Control (EATC) module RHD, Location	29 – D 1
A208	Restraints Control Module (RCM) Location	32 – E 5
A208	Restraints Control Module (RCM) Location	32 – A 2
A218	Cellular phone module behind dash panel	
A220	Audio unit behind dash panel, centre	
A222	Auto-dimming interior mirror LHD, Wagon, Location	39 – C 1
A222	Auto-dimming interior mirror RHD, Wagon, Location	40 – C 1
A222	Auto-dimming interior mirror except wagon, roof, front	
A223	Heated seat module, passenger side front passenger's seat	
A224	Heated seat module, driver side front driver seat	
A242	Side air bag module, driver driver seat	
A245	Side air bag module, passenger passenger's seat	
A265	Parking aid module 3-door model/5-door model, Location	42 – E 3
A265	Parking aid module wagon, Location	46 – E 3
A265	Parking aid module 4-door model, in luggage compartment, RH side	
A265	Parking aid module Coupé-Cabriolet, in luggage compartment, RH side	
A265	Parking aid module in luggage compartment, RH side	

Components		Section 700-06-00
Location		Page/coordinates
A275	Door lock unit, LH rear Location	55 – E 3
A276	Door lock unit, RH rear Location	55 – E 3
A318	Transmission control module (TCM) 1.8/2.0L Duratec-HE (MI4), automatic transmission, Location	17 – E 5
A318	Transmission control module (TCM) 1.6L Duratec-16V (Sigma), automatic transmission, Location	20 – E 5
A318	Transmission control module (TCM) 1.6L Duratec-16V Ti-VCT (Sigma), engine compartment	
A318	Transmission control module (TCM) engine compartment	
A326	Side head air bag module, driver wagon, Location	46 – C 5
A326	Side head air bag module, driver D-pillar, driver side	
A327	Side head air bag module, passenger wagon, Location	46 – C 5
A327	Side head air bag module, passenger D-pillar, passenger side	
A330	Flexible fuel module on fuel tank	
A333	Door lock unit, liftgate 3-door model/5-door model, Location	56 – D 1
A333	Door lock unit, liftgate 4-door model, Location	57 – F 2
A333	Door lock unit, liftgate wagon, Location	58 – C 1
A333	Door lock unit, liftgate Coupé-Cabriolet, in luggage compartment lid	
A348	Fuel additive system module under rear seats	
A349	Fuel additive system pump module Location	48 – B 2
A350	High intensity discharge headlamp control module behind dash panel	
A351	Door control module, driver Location	54 – E 2
A352	Door control module, passenger Location	54 – E 2
A353	Door control module, LH side rear Location	55 – B 2
A354	Door control module, RH side rear Location	55 – B 2
A355	Exterior mirror, driver side Location	54 – B 4

Components		Section 700-06-00
Location		Page/coordinates
A356	Exterior mirror, passenger side	
	Location	54 – B 4
A357	Electrical Hydraulic Power Assist Steering (EHPAS) module	
	Location	4 – C 1
A363	Touch screen behind dash panel, centre	
A365	Autolamps/rain sensor module LHD, Wagon, Location	39 – C 2
A365	Autolamps/rain sensor module RHD, Wagon, Location	40 – D 1
A365	Autolamps/rain sensor module 3-door model/5-door model, roof, centre	
A365	Autolamps/rain sensor module 4-door model, roof, centre	
A365	Autolamps/rain sensor module Coupé-Cabriolet, roof, centre	
A379	Adaptive front lighting module behind dash panel	
A380	Smart steering column device (SSCD)	
	Location	51 – E 3
A383	Keyless vehicle antenna, RH front door passenger's door	
A384	Keyless vehicle antenna, LH front door	
	Location	54 – D 5
A385	Keyless vehicle antenna, rear bumper rear bumper	
A386	Keyless vehicle antenna, luggage compartment in luggage compartment	
A387	Keyless vehicle antenna, centre console centre console	
A388	Keyless vehicle antenna, dash panel dash panel	
A391	Keyless vehicle module wagon, Location	45 – A 3
A391	Keyless vehicle module except wagon, in luggage compartment, LH side	
A464	Electronic Throttle Control (ETC) module 1.4/1.6L Duratec-16V (Sigma), Location	12 – B 5
A464	Electronic Throttle Control (ETC) module 1.6L Duratec-16V Ti-VCT (Sigma), Location	14 – E 3
A464	Electronic Throttle Control (ETC) module 1.8/2.0L Duratec-HE (MI4), manual transmission, Location	16 – A 1
A464	Electronic Throttle Control (ETC) module 1.8/2.0L Duratec-HE (MI4), automatic transmission, Location	17 – B 2
A464	Electronic Throttle Control (ETC) module 1.6L Duratec-16V (Sigma), automatic transmission, Location	20 – B 5

Components**Section 700-06-00****Location****Page/coordinates**

A464	Electronic Throttle Control (ETC) module 2.5L Duratec-ST (VI5), engine	
A508	Power window module, LH rear LH B-pillar	
A509	Power window module, RH rear RH B-pillar	
A510	Convertible top module in luggage compartment, LH side	
A511	Hydraulic module in luggage compartment	
A512	Rollover protection, driver in back rest of rear seats	
A513	Rollover protection, passenger in back rest of rear seats	
B2	Manifold Absolute Pressure (MAP) sensor engine	
B5	Air Charge Temperature (ACT) sensor engine	
B8	Throttle Position Sensor (TPS) engine	
B10	Engine Coolant Temperature (ECT) sensor 1.4/1.6L Duratec-16V (Sigma), Location	12 - E 5
B10	Engine Coolant Temperature (ECT) sensor 1.6L Duratec-16V Ti-VCT (Sigma), Location	14 - E 4
B10	Engine Coolant Temperature (ECT) sensor 1.8/2.0L Duratec-HE (MI4), Location	18 - A 4
B10	Engine Coolant Temperature (ECT) sensor 1.6L Duratorq-TDCi (DV) Diesel, Location	19 - E 5
B10	Engine Coolant Temperature (ECT) sensor 1.6L Duratec-16V (Sigma), automatic transmission, Location	20 - D 5
B10	Engine Coolant Temperature (ECT) sensor 2.0L Duratorq-TDCi (DW) Diesel, Location	22 - E 3
B10	Engine Coolant Temperature (ECT) sensor 2.5L Duratec-ST (VI5), engine	
B11	Vehicle speed sensor (VSS) 1.4/1.6L Duratec-16V (Sigma), Location	13 - A 2
B11	Vehicle speed sensor (VSS) 1.6L Duratec-16V Ti-VCT (Sigma), Location	15 - A 2
B11	Vehicle speed sensor (VSS) 1.8/2.0L Duratec-HE (MI4), Location	18 - B 1
B12	Water-in-fuel sensor 1.6L Duratorq-TDCi (DV) Diesel, Location	21 - C 1
B12	Water-in-fuel sensor 2.0L Duratorq-TDCi (DW) Diesel, Location	22 - B 5
B14	Wheel speed sensor, RH side front Location	24 - A 3

Components		Section 700-06-00
Location		Page/coordinates
B15	Wheel speed sensor, LH side front	
	Location	25 – F 3
B16	Wheel speed sensor, RH side rear	
	Location	48 – D 2
B17	Wheel speed sensor, LH side rear	
	Location	27 – A 4
B22	Mass Air Flow (MAF) sensor	
	1.6L Duratec-16V Ti-VCT (Sigma), Location	14 – D 5
B22	Mass Air Flow (MAF) sensor	
	1.6L Duratorq-TDCi (DV) Diesel, Location	19 – D 5
B22	Mass Air Flow (MAF) sensor	
	2.0L Duratorq-TDCi (DW) Diesel, Location	22 – E 4
B22	Mass Air Flow (MAF) sensor	
	engine	
B36	Steering position sensor	
	Location	51 – D 2
B41	Camshaft position sensor	
	2.0L Duratorq-TDCi (DW) Diesel, Location	23 – D 5
B41	Camshaft position sensor	
	1.4/1.6L Duratec-16V (Sigma), Location	13 – D 1
B41	Camshaft position sensor	
	1.8/2.0L Duratec-HE (MI4), manual transmission, Location	16 – D 5
B41	Camshaft position sensor	
	1.8/2.0L Duratec-HE (MI4), automatic transmission, Location	17 – C 5
B41	Camshaft position sensor	
	1.6L Duratorq-TDCi (DV) Diesel, Location	21 – F 3
B41	Camshaft position sensor	
	1.8L Duratorq-TDCi (Kent) Diesel, Location	63 – B 5
B43	Crankshaft position sensor	
	2.0L Duratorq-TDCi (DW) Diesel, Location	23 – E 2
B43	Crankshaft position sensor	
	1.4/1.6L Duratec-16V (Sigma), Location	12 – B 1
B43	Crankshaft position sensor	
	1.6L Duratec-16V Ti-VCT (Sigma), Location	14 – C 1
B43	Crankshaft position sensor	
	1.8/2.0L Duratec-HE (MI4), Location	18 – D 1
B43	Crankshaft position sensor	
	1.6L Duratec-16V (Sigma), automatic transmission, Location	20 – C 1
B43	Crankshaft position sensor	
	1.6L Duratorq-TDCi (DV) Diesel, Location	21 – E 2
B43	Crankshaft position sensor	
	1.8L Duratorq-TDCi (Kent) Diesel, Location	64 – C 1
B43	Crankshaft position sensor	
	2.5L Duratec-ST (VI5), engine	
B44	Turbine Shaft Speed (TSS) sensor	
	1.8/2.0L Duratec-HE (MI4), automatic transmission, Location	17 – F 2

Components**Section 700-06-00**

	Location	Page/coordinates
B44	Turbine Shaft Speed (TSS) sensor 1.6L Duratec-16V (Sigma), automatic transmission, Location	20 – F 2
B45	Knock sensor 1.4/1.6L Duratec-16V (Sigma), Location	12 – B 2
B45	Knock sensor 1.8/2.0L Duratec-HE (MI4), Location	18 – E 4
B45	Knock sensor 1.6L Duratec-16V (Sigma), automatic transmission, Location	20 – B 2
B45	Knock sensor 1.8L Duratorq-TDCi (Kent) Diesel, Location	64 – E 1
B47	Pre-catalyst heated oxygen sensor (HO2S), LH 1.6L Duratec-16V Ti-VCT (Sigma), Location	15 – C 1
B72	Sunload sensor behind dash panel, centre	
B73	Outside air temperature sensor Location	5 – D 2
B89	Pre-catalyst heated oxygen sensor (HO2S) 1.4/1.6L Duratec-16V (Sigma), Location	13 – C 1
B89	Pre-catalyst heated oxygen sensor (HO2S) 1.8/2.0L Duratec-HE (MI4), Location	18 – C 5
B89	Pre-catalyst heated oxygen sensor (HO2S) in exhaust system	
B90	Post-catalyst heated oxygen sensor (HO2S) in exhaust system	
B105	Knock sensor 1 1.6L Duratec-16V Ti-VCT (Sigma), Location	14 – B 3
B105	Knock sensor 1 2.5L Duratec-ST (VI5), engine	
B106	Knock sensor 2 1.6L Duratec-16V Ti-VCT (Sigma), Location	14 – A 5
B106	Knock sensor 2 2.5L Duratec-ST (VI5), engine	
B108	Boost pressure sensor 2.0L Duratorq-TDCi (DW) Diesel, Location	22 – A 5
B108	Boost pressure sensor 1.6L Duratorq-TDCi (DV) Diesel, Location	19 – A 5
B109	Fuel temperature sensor 2.0L Duratorq-TDCi (DW) Diesel, Location	22 – C 5
B109	Fuel temperature sensor 1.6L Duratorq-TDCi (DV) Diesel, Location	21 – F 5
B109	Fuel temperature sensor 1.8L Duratorq-TDCi (Kent) Diesel, Location	63 – A 3
B110	Output Shaft Speed (OSS) sensor 1.8/2.0L Duratec-HE (MI4), automatic transmission, Location	17 – F 3
B110	Output Shaft Speed (OSS) sensor 1.6L Duratec-16V (Sigma), automatic transmission, Location	20 – F 3

Components**Section 700-06-00**

	Location	Page/coordinates
B120	Transmission range sensor 1.6L Duratec-16V (Sigma), automatic transmission, Location	20 – E 1
B120	Transmission range sensor 1.8/2.0L Duratec-HE (MI4), automatic transmission, Location	17 – E 1
B129	Accelerator pedal position sensor Location	52 – D 1
B129	Accelerator pedal position sensor with adjustable pedals, Location	53 – D 1
B131	Gearshift lever position sensor under centre console	
B135	Cylinder head temperature sensor 1.8L Duratorq-TDCi (Kent) Diesel, Location	64 – A 4
B142	Temperature manifold absolute pressure sensor 1.4/1.6L Duratec-16V (Sigma), Location	12 – A 3
B142	Temperature manifold absolute pressure sensor 1.8/2.0L Duratec-HE (MI4), manual transmission, Location	16 – B 1
B142	Temperature manifold absolute pressure sensor 1.8/2.0L Duratec-HE (MI4), automatic transmission, Location	17 – B 1
B142	Temperature manifold absolute pressure sensor 1.6L Duratec-16V (Sigma), automatic transmission, Location	20 – A 4
B159	Camshaft sensor, inlet 1.6L Duratec-16V Ti-VCT (Sigma), Location	14 – D 5
B160	Camshaft sensor, outlet 1.6L Duratec-16V Ti-VCT (Sigma), Location	14 – D 5
B168	Parking aid sensor, rear, outer left Location	1 – E 1
B169	Parking aid sensor, rear, inner left Location	1 – D 2
B170	Parking aid sensor, rear, inner right Location	1 – C 4
B171	Parking aid sensor, rear, outer right Location	1 – B 5
B174	Yaw rate sensor Location	27 – E 1
B177	Crash sensor Location	5 – D 5
B187	Pre-catalyst exhaust gas temperature sensor 2.0L Duratorq-TDCi (DW) Diesel, Location	23 – A 4
B187	Pre-catalyst exhaust gas temperature sensor 1.6L Duratorq-TDCi (DV) Diesel, engine	
B188	Post-catalyst exhaust gas temperature sensor 2.0L Duratorq-TDCi (DW) Diesel, Location	23 – B 1
B188	Post-catalyst exhaust gas temperature sensor 1.6L Duratorq-TDCi (DV) Diesel, engine	
B189	Diesel particulate filter differential pressure feedback sensor 2.0L Duratorq-TDCi (DW) Diesel, Location	23 – B 5

Components		Section 700-06-00
Location		Page/coordinates
B189	Diesel particulate filter differential pressure feedback sensor 1.6L Duratorq-TDCi (DV) Diesel, engine	
B190	Fuel tank filler cap sensor wagon, Location	46 – B 5
B190	Fuel tank filler cap sensor except wagon, behind luggage compartment lining, RH side	
B192	Catalyst monitor sensor 1.4/1.6L Duratec-16V (Sigma), Location	13 – C 1
B192	Catalyst monitor sensor 1.8/2.0L Duratec-HE (MI4), Location	18 – A 4
B196	Turbo geometry position sensor 2.0L Duratorq-TDCi (DW) Diesel, Location	23 – C 1
B199	Catalyst monitor sensor, LH side 1.6L Duratec-16V Ti-VCT (Sigma), Location	15 – C 2
B206	In-vehicle temperature sensor behind dash panel	
B213	Intake Air Temperature (IAT) sensor 2.0L Duratorq-TDCi (DW) Diesel, Location	22 – B 4
B213	Intake Air Temperature (IAT) sensor 1.6L Duratorq-TDCi (DV) Diesel, Location	21 – E 4
B218	Steering column position sensor RHD, Location	6 – E 2
B218	Steering column position sensor LHD, Location	9 – B 1
B225	Fuel rail pressure transducer sensor 2.0L Duratorq-TDCi (DW) Diesel, Location	22 – B 4
B225	Fuel rail pressure transducer sensor 1.6L Duratorq-TDCi (DV) Diesel, Location	21 – B 3
B225	Fuel rail pressure transducer sensor 1.8L Duratorq-TDCi (Kent) Diesel, Location	63 – A 3
B238	Side air bag sensor, driver Location	26 – D 5
B238	Side air bag sensor, driver Location	27 – C 5
B239	Side air bag sensor, passenger Location	26 – D 5
B239	Side air bag sensor, passenger Location	27 – C 5
B242	Occupancy sensor, passenger seat passenger's seat	
B244	Headlamp leveling sensor, rear Location	48 – C 2
B245	Headlamp leveling sensor, front engine compartment	
B248	Electronic thermostat engine, 1.6L Duratec-16V Ti-VCT (Sigma)	

Components**Section 700-06-00****Location****Page/coordinates**

B304	Discharge temperature sensor, floor, LH side heating/air conditioning housing	
B305	Discharge temperature sensor, floor, RH side heating/air conditioning housing	
B306	Discharge temperature sensor, panel, LH side LHD, Location	30 – A 3
B306	Discharge temperature sensor, panel, LH side RHD, Location	31 – C 4
B307	Discharge temperature sensor, panel, RH side LHD, Location	30 – A 4
B307	Discharge temperature sensor, panel, RH side RHD, Location	31 – C 5
B308	A/C pressure sensor Location	4 – E 3
B311	Fuel pressure/temperature sensor 2.5L Duratec–ST (VI5), engine	
B312	Turbocharger Manifold Absolute Pressure (MAP) sensor 2.5L Duratec–ST (VI5), engine	
B323	Sensor, front latch open in luggage compartment	
B324	Sensor, front latch closed in luggage compartment	
B325	Sensor, main cylinder up in luggage compartment	
B326	Sensor, main cylinder down in luggage compartment	
B327	Sensor, LH header latched windshield, top, LH side	
B328	Sensor, RH header latched windshield, top, RH side	
B329	Sensor, luggage compartment separator closed in luggage compartment	
B330	Sensor, LH front luggage compartment frame latched in luggage compartment	
B331	Sensor, RH front luggage compartment frame latched in luggage compartment	
B332	Sensor, package latched behind rear seats	
B333	Sensor, luggage compartment lid completely open in luggage compartment	
B337	Clutch pedal position sensor on clutch pedal support	
B417	Camshaft position sensor 1 2.5L Duratec–ST (VI5), engine	
B418	Camshaft position sensor 2 2.5L Duratec–ST (VI5), engine	

Components		Section 700-06-00
Location		Page/coordinates
D20	Data Link Connector (DLC) LHD, Location	28 – A 3
D20	Data Link Connector (DLC) RHD, Location	29 – F 2
D41	Trailer socket vehicle rear end, bottom	
D81	Auxiliary IN in glove compartment	
E1	Headlamp, LH side RHD, Location	7 – F 3
E1	Headlamp, LH side LHD, Location	9 – F 3
E7	Headlamp, RH side RHD, Location	6 – A 3
E7	Headlamp, RH side LHD, Location	8 – A 3
E9	Rear lamp assembly, LH side 3-door model/5-door model, Location	41 – B 5
E9	Rear lamp assembly, LH side 4-door model, Location	43 – A 4
E9	Rear lamp assembly, LH side wagon, Location	45 – A 5
E9	Rear lamp assembly, LH side Coupé-Cabriolet, vehicle rear end, LH side	
E10	Rear lamp assembly, RH side 3-door model/5-door model, Location	42 – D 5
E10	Rear lamp assembly, RH side 4-door model, Location	44 – F 5
E10	Rear lamp assembly, RH side wagon, Location	46 – E 5
E10	Rear lamp assembly, RH side Coupé-Cabriolet, vehicle rear end, LH side	
E14	Licence plate lamps except 4-door model, liftgate	
E14	Licence plate lamps 4-door model, luggage compartment lid	
E14	Licence plate lamps 3-door model/5-door model, liftgate	
E18	Interior lamp, front LHD, 4-door model, 3-door model/5-door model, Location	37 – D 1
E18	Interior lamp, front RHD, 4-door model, 3-door model/5-door model, Location	38 – C 1
E18	Interior lamp, front LHD, Wagon, Location	39 – D 3
E18	Interior lamp, front RHD, Wagon, Location	40 – D 3

Components

Section 700-06-00

	Location	Page/coordinates
E18	Interior lamp, front above rear view mirror	
E19	Interior lamp, rear LHD, 4-door model, 3-door model/5-door model, Location	37 – E 3
E19	Interior lamp, rear RHD, 4-door model, 3-door model/5-door model, Location	38 – D 5
E19	Interior lamp, rear LHD, Wagon, Location	39 – C 5
E19	Interior lamp, rear RHD, Wagon, Location	40 – C 5
E28	Glove compartment lamp LHD, Location	28 – F 2
E28	Glove compartment lamp in glove compartment	
E30	Vanity mirror lamp, LH side LHD, 4-door model, 3-door model/5-door model, Location	37 – B 5
E30	Vanity mirror lamp, LH side RHD, 4-door model, 3-door model/5-door model, Location	38 – B 5
E30	Vanity mirror lamp, LH side LHD, Wagon, Location	39 – B 5
E30	Vanity mirror lamp, LH side RHD, Wagon, Location	40 – B 5
E30	Vanity mirror lamp, LH side in LH sun visor	
E31	Vanity mirror lamp, RH side LHD, 4-door model, 3-door model/5-door model, Location	37 – A 5
E31	Vanity mirror lamp, RH side RHD, 4-door model, 3-door model/5-door model, Location	38 – A 4
E31	Vanity mirror lamp, RH side LHD, Wagon, Location	39 – A 5
E31	Vanity mirror lamp, RH side RHD, Wagon, Location	40 – A 5
E31	Vanity mirror lamp, RH side in RH sun visor	
E34	Licence plate lamp, LH side 3-door model/5-door model, Location	56 – E 3
E34	Licence plate lamp, LH side 4-door model, Location	57 – E 5
E34	Licence plate lamp, LH side wagon, Location	58 – F 4
E34	Licence plate lamp, LH side in luggage compartment lid	
E35	Licence plate lamp, RH side 3-door model/5-door model, Location	56 – C 1
E35	Licence plate lamp, RH side 4-door model, Location	57 – D 5

Components

Section 700-06-00

	Location	Page/coordinates
E35	Licence plate lamp, RH side wagon, Location	58 – A 3
E35	Licence plate lamp, RH side in luggage compartment lid	
E42	Fog lamp, RH front Location	5 – F 2
E43	Fog lamp, LH front Location	5 – C 2
E44	Side turn signal lamp, RH side RHD, Location	6 – B 5
E44	Side turn signal lamp, RH side LHD, Location	8 – B 5
E45	Side turn signal lamp, LH side RHD, Location	7 – E 5
E45	Side turn signal lamp, LH side LHD, Location	9 – E 5
E48	Turn signal lamp, RH rear 3-door model/5-door model, Location	42 – C 5
E48	Turn signal lamp, RH rear vehicle rear end, RH side	
E49	Turn signal lamp, LH rear 3-door model/5-door model, Location	41 – D 5
E49	Turn signal lamp, LH rear vehicle rear end, LH side	
E50	Reversing lamp LHD, Location	1 – B 2
E50	Reversing lamp RHD, Location	1 – E 3
E52	Rear fog lamp LHD, Location	1 – E 3
E52	Rear fog lamp RHD, Location	1 – B 2
E57	Luggage compartment lamp LHD, Wagon, Location	39 – E 5
E57	Luggage compartment lamp RHD, Wagon, Location	40 – E 5
E57	Luggage compartment lamp 3-door model/5-door model, Location	42 – E 4
E57	Luggage compartment lamp 4-door model, Location	44 – D 5
E57	Luggage compartment lamp in luggage compartment	
E61	Footwell lamp, LH front in LH front footwell	
E62	Footwell lamp, RH front in RH front footwell	

Components

Section 700-06-00

	Location	Page/coordinates
E104	Liftgate lamp assembly, LH side in luggage compartment lid, LH side	
E108	Liftgate lamp assembly, RH side in luggage compartment lid, RH side	
E174	High mounted stop lamp 3-door model/5-door model, Location	56 – F 4
E174	High mounted stop lamp wagon, Location	58 – C 5
E174	High mounted stop lamp in luggage compartment lid	
E181	High intensity discharge headlamp, LH side RHD, Location	7 – F 3
E181	High intensity discharge headlamp, LH side LHD, Location	9 – F 3
E182	High intensity discharge headlamp, RH side RHD, Location	6 – A 3
E182	High intensity discharge headlamp, RH side LHD, Location	8 – A 3
E206	Tail lamp, LH side vehicle rear end, LH side	
E207	Tail lamp, RH side vehicle rear end, RH side	
E224	Passenger air bag deactivation indicator dash panel	
H1	Horn Location	5 – E 1
H4	Second horn Location	5 – E 1
H5	Anti-theft alarm horn 3-door model/5-door model, Location	42 – B 4
H5	Anti-theft alarm horn wagon, Location	46 – A 3
K4	Fuel pump relay Location	60 – C 5
K5	Daytime Running Lamps (DRL) relay Location	60 – D 5
K13	Power hold relay Location	62 – F 5
K14	Blower motor relay Location	62 – E 2
K22	Starter relay Location	62 – E 5
K32	A/C Wide Open Throttle (WOT) relay Location	62 – D 5
K33	Horn relay Location	62 – B 5

Components		Section 700-06-00
Location		Page/coordinates
K34	Headlamp cleaning relay Location	62 – D 1
K41	Ignition relay Location	62 – C 5
K45	Cooling fan relay Location	62 – F 3
K69	Fuel heater relay Location	62 – C 5
K125	Rear fog lamp cutoff relay in luggage compartment, rear, LH side	
K164	Heated windshield relay Location	62 – B 1
K212	Glow plug relay Location	62 – F 3
K258	Ignition relay 2 in Battery Junction Box (BJB)	
K273	Reversing lamps relay Location	62 – B 5
K357	Trailer tow relay, reversing lamp in luggage compartment, rear, LH side	
K402	Cutoff relay for rear fog lamps/parking aid in luggage compartment, rear, LH side	
M3	Blower motor LHD, Location	30 – D 2
M3	Blower motor heating system housing	
M5	Headlamp washer pump RHD, Location	6 – D 5
M5	Headlamp washer pump LHD, Location	8 – B 4
M8	Starter motor 1.8/2.0L Duratec-HE (MI4), manual transmission, Location	16 – D 1
M8	Starter motor 1.8/2.0L Duratec-HE (MI4), automatic transmission, Location	17 – D 1
M8	Starter motor except 1.8/2.0L Duratec-HE (MI4), engine compartment	
M9	Rear window wiper motor 3-door model/5-door model, Location	56 – E 4
M9	Rear window wiper motor wagon, Location	58 – E 2
M37	Cooling fan motor Petrol engines, Location	2 – C 5
M37	Cooling fan motor Diesel engines, Location	3 – A 3
M69	Recirculated air actuator LHD, Location	30 – C 1

Components**Section 700-06-00**

	Location	Page/coordinates
M69	Recirculated air actuator LHD, Location	30 – C 4
M69	Recirculated air actuator RHD, Location	31 – A 4
M69	Recirculated air actuator RHD, Location	31 – A 2
M74	Two-way washer pump motor RHD, Location	6 – E 5
M74	Two-way washer pump motor LHD, Location	8 – E 4
M90	Fuel filler door lock motor 3-door model/5-door model, Location	42 – A 3
M90	Fuel filler door lock motor 4-door model, Location	44 – B 3
M90	Fuel filler door lock motor wagon, Location	46 – B 3
M90	Fuel filler door lock motor in luggage compartment, RH side	
M100	Air temperature door motor, LH side LHD, Location	30 – E 5
M100	Air temperature door motor, LH side RHD, Location	31 – B 4
M101	Air temperature door motor, RH side LHD, Location	30 – B 4
M101	Air temperature door motor, RH side RHD, Location	31 – E 5
M111	Windshield wiper motor RHD, Location	6 – E 4
M111	Windshield wiper motor LHD, Location	8 – F 3
M116	Window regulator motor, LH rear LH B-pillar	
M117	Window regulator motor, RH rear RH B-pillar	
M121	Metering pump, additional heater Location	48 – C 1
M122	Window regulator motor, driver side front Location	54 – E 2
M123	Window regulator motor, passenger side front Location	54 – E 2
M158	Driver seat height motor driver's seat	
M163	Intercooler outlet motor engine, 1.6L Duratorq-TDCi (DV) Diesel	
M180	Convertible top striker in luggage compartment	

Components		Section 700-06-00
Location	Page/coordinates	
M181	MD4 motor in luggage compartment	
M210	Defrost mode actuator LHD, Location	30 – B 1
M210	Defrost mode actuator RHD, Location	31 – D 2
M227	Driver seat horizontal motor driver's seat	
M230	Driver seat backrest motor driver's seat	
M236	Adjustable pedal motor with adjustable pedals, Location	53 – C 5
M248	Seat motor driver's seat	
M250	Panel/floor mode actuator LHD, Location	30 – E 2
M250	Panel/floor mode actuator RHD, Location	31 – C 1
M251	EGR stepper motor engine, 1.8/2.0L Duratec-HE (MI4)	
M252	EGR throttle actuator 1.6L Duratorq-TDCi (DV) Diesel, Location	19 – A 4
M252	EGR throttle actuator 2.0L Duratorq-TDCi (DW) Diesel, Location	22 – B 3
M253	Variable geometry turbo actuator 1.6L Duratorq-TDCi (DV) Diesel, Location	19 – A 4
M253	Variable geometry turbo actuator 2.0L Duratorq-TDCi (DW) Diesel, Location	22 – F 4
M253	Variable geometry turbo actuator 1.8L Duratorq-TDCi (Kent) Diesel, engine	
N1	Brake fluid level switch RHD, Location	6 – F 5
N1	Brake fluid level switch LHD, Location	9 – B 5
N10	Heated rear window switch LHD, Location	28 – D 5
N10	Heated rear window switch RHD, Location	29 – D 5
N17	Oil pressure switch 1.4/1.6L Duratec-16V (Sigma), Location	12 – B 1
N17	Oil pressure switch 1.6L Duratec-16V Ti-VCT (Sigma), Location	14 – B 1
N17	Oil pressure switch 1.8/2.0L Duratec-HE (MI4), manual transmission, Location	16 – C 1
N17	Oil pressure switch 1.8/2.0L Duratec-HE (MI4), automatic transmission, Location	17 – C 1

Components		Section 700-06-00	
	Location		Page/coordinates
N17	Oil pressure switch 1.6L Duratorq-TDCi (DV) Diesel, Location	19 - C 1
N17	Oil pressure switch 1.6L Duratec-16V (Sigma), automatic transmission, Location	20 - B 1
N17	Oil pressure switch 2.0L Duratorq-TDCi (DW) Diesel, Location	22 - C 1
N17	Oil pressure switch 1.8L Duratorq-TDCi (Kent) Diesel, Location	63 - E 4
N17	Oil pressure switch 2.5L Duratec-ST (VI5), engine		
N21	Engine compartment switch Location	5 - E 4
N49	Hazard flasher switch LHD, Location	28 - C 5
N49	Hazard flasher switch RHD, Location	29 - C 5
N54	Horn switch in steering wheel		
N63	Parking brake switch Location	32 - E 2
N81	Clutch pedal position switch without adjustable pedals, Location	52 - B 5
N81	Clutch pedal position switch with adjustable pedals, Location	53 - B 5
N82	Brake pedal position switch without adjustable pedals, Location	52 - C 5
N82	Brake pedal position switch with adjustable pedals, Location	53 - D 5
N89	Low cleaning water level switch RHD, Location	6 - B 4
N89	Low cleaning water level switch engine compartment		
N93	Gearshift lever unit LHD, Location	28 - C 2
N93	Gearshift lever unit RHD, Location	29 - C 2
N96	Power steering pressure switch 1.4/1.6L Duratec-16V (Sigma), Location	12 - B 3
N96	Power steering pressure switch 1.6L Duratec-16V Ti-VCT (Sigma), Location	14 - A 3
N96	Power steering pressure switch 1.6L Duratec-16V (Sigma), automatic transmission, Location	20 - A 3
N104	Wiper/washer switch Location	51 - D 5
N118a	Driver door handle switch driver's door		

Components		Section 700-06-00
Location		Page/coordinates
N119a	Passenger door handle switch passenger's door	
N120	Headlamp switch	
	LHD, Location	28 – A 5
N120	Headlamp switch	
	RHD, Location	29 – F 4
N126	A/C high-pressure switch	
	Location	4 – E 3
N155	Liftgate/luggage compartment lid release switch	
	3-door model/5-door model, Location	56 – D 3
N155	Liftgate/luggage compartment lid release switch	
	4-door model, Location	57 – E 3
N155	Liftgate/luggage compartment lid release switch	
	wagon, Location	58 – D 1
N155	Liftgate/luggage compartment lid release switch	
	Coupé-Cabriolet, in luggage compartment lid	
N171	Heated seat switch, driver side	
	LHD, Location	28 – C 5
N171	Heated seat switch, driver side	
	RHD, Location	29 – A 2
N172	Heated seat switch, passenger side	
	LHD, Location	28 – D 2
N172	Heated seat switch, passenger side	
	RHD, Location	29 – D 2
N201	Speed control switch	
	in steering wheel	
N214	Radio remote control switch	
	Location	51 – B 5
N230	Roof opening panel control switch	
	LHD, 4-door model, 3-door model/5-door model, Location	37 – E 3
N230	Roof opening panel control switch	
	RHD, 4-door model, 3-door model/5-door model, Location	38 – E 2
N230	Roof opening panel control switch	
	LHD, Wagon, Location	39 – E 1
N230	Roof opening panel control switch	
	RHD, Wagon, Location	40 – E 1
N242	Seat control switch, driver	
	driver's seat	
N246	A/C low-pressure switch	
	Location	4 – D 2
N249	Brake pressure switch	
	engine compartment, LH side	
N265	Liftgate switch	
	3-door model/5-door model, Location	56 – D 3
N278	Ignition switch	
	Location	51 – A 4

Components		Section 700-06-00
Location		Page/coordinates
N279	Power mirror fold switch	
	Location	54 – C 5
N280	Heated windshield switch	
	LHD, Location	28 – E 5
N280	Heated windshield switch	
	RHD, Location	29 – E 5
N282	Steering column multifunction switch	
	Location	51 – B 4
N297	Window control switch, passenger side front	
	Location	54 – E 5
N298	Window control switch, LH rear	
	Location	55 – C 5
N298	Window control switch, LH rear	
	LH B-pillar	
N299	Window control switch, RH rear	
	Location	55 – C 5
N299	Window control switch, RH rear	
	RH B-pillar	
N316	Inertia Fuel Shutoff (IFS) switch	
	LHD, Location	34 – B 3
N316	Inertia Fuel Shutoff (IFS) switch	
	RHD, Location	35 – E 3
N318	Stop lamp switch	
	without adjustable pedals, Location	52 – C 4
N318	Stop lamp switch	
	with adjustable pedals, Location	53 – D 3
N346	Electronic Stability Program (ESP) switch	
	LHD, Location	28 – D 5
N346	Electronic Stability Program (ESP) switch	
	RHD, Location	29 – D 5
N366	Start switch	
	dash panel	
N388	Window control/power mirror adjust switch, driver	
	Location	54 – E 5
N394	Reversing lamp switch	
	1.4/1.6L Duratec-16V (Sigma), Location	12 – D 1
N394	Reversing lamp switch	
	1.6L Duratec-16V (Sigma), Location	12 – D 1
N394	Reversing lamp switch	
	1.6L Duratec-16V Ti-VCT (Sigma), Location	14 – D 1
N394	Reversing lamp switch	
	1.8/2.0L Duratec-HE (MI4), manual transmission, Location	16 – E 3
N394	Reversing lamp switch	
	1.6L Duratorq-TDCi (DV) Diesel, Location	19 – E 3
N394	Reversing lamp switch	
	2.0L Duratorq-TDCi (DW) Diesel, Location	22 – F 2

Components		Section 700-06-00
Location		Page/coordinates
N394	Reversing lamp switch 1.8L Duratorq-TDCi (Kent) Diesel, Location	63 – F 3
N394	Reversing lamp switch manual transmission	
N398	Keyless vehicle clutch pedal position switch without adjustable pedals, Location	52 – A 5
N398	Keyless vehicle clutch pedal position switch with adjustable pedals, Location	53 – A 5
N399	Keyless vehicle door unlock switch, driver side front driver's door	
N408	Steering column lock Location	51 – A 4
N449	Adjustable pedal switch in footwell	
N466	Safety belt buckle switch, driver driver's seat	
N467	Safety belt buckle switch, passenger passenger's seat	
N475	Passenger Air bag Deactivation (PAD) switch LHD, Location	28 – F 4
N475	Passenger Air bag Deactivation (PAD) switch RHD, Location	29 – A 5
N489	Convertible top switch dash panel	
N500	Keyless vehicle door unlock switch, passenger side front passenger's door	
N501	Keyless vehicle door unlock switch, LH rear Location	55 – E 4
N502	Keyless vehicle door unlock switch, RH rear Location	55 – E 4
N503	Keyless vehicle door lock switch, driver side front Location	54 – D 5
N504	Keyless vehicle door lock switch, passenger side front passenger's door	
N505	Keyless vehicle global unlock switch Location	54 – C 5
N506	Keyless vehicle liftgate release switch liftgate	
N507	Interior scan switch roof	
N509	Vacuum switch 2.5L Duratec-ST (V15), on brake pedal support	
O1	Battery RHD, Location	7 – E 4
O1	Battery LHD, Location	9 – E 4

Components

Section 700-06-00

	Location	Page/coordinates
O5	Generator 1.4/1.6L Duratec-16V (Sigma), Location	12 – B 4
O5	Generator 1.4/1.6L Duratec-16V (Sigma), manual transmission, Location	12 – B 4
O5	Generator 1.6L Duratec-16V Ti-VCT (Sigma), Location	14 – A 3
O5	Generator 1.8/2.0L Duratec-HE (MI4), manual transmission, Location	16 – A 2
O5	Generator 1.8/2.0L Duratec-HE (MI4), automatic transmission, Location	17 – A 3
O5	Generator 1.6L Duratorq-TDCi (DV) Diesel, Location	19 – A 2
O5	Generator 1.6L Duratec-16V (Sigma), automatic transmission, Location	20 – A 5
O5	Generator 2.0L Duratorq-TDCi (DW) Diesel, Location	22 – B 3
O5	Generator 1.8L Duratorq-TDCi (Kent) Diesel, Location	63 – B 2
O5	Generator 2.5L Duratec-ST (VI5), engine	
O10	Power point 2 wagon, Location	46 – E 4
O10	Power point 2 3-door model/5-door model, in luggage compartment, RH side	
O10	Power point 2 4-door model, in luggage compartment, RH side	
O10	Power point 2 Coupé-Cabriolet, in luggage compartment, RH side	
O11	Transformer/rectifier Centre console	
O21	Power point, rear Location	32 – C 3
P13	Clock spring Location	51 – D 3
P16	Glow plug 1 cylinder head	
P17	Glow plug 2 cylinder head	
P18	Glow plug 3 cylinder head	
P19	Glow plug 4 cylinder head	
P20	Glow plugs cylinder head	
P91	Central Junction Box (CJB) LHD, Location	49 – C 1

Components	Location	Section 700-06-00	Page/coordinates
P91	Central Junction Box (CJB) RHD, Location		50 – B 1
P93	Battery Junction Box (BJB) RHD, Location		7 – F 4
P93	Battery Junction Box (BJB) LHD, Location		9 – F 4
P136	Spark plugs cylinder head		
P300	USB adapter centre console		
R3	Crankcase ventilation heating engine		
R11	Heated seat backrest element, right in passenger's seat back rest		
R11	Heated seat backrest element, right in driver's seat back rest		
R12	Heated seat backrest element, left in driver's seat back rest		
R12	Heated seat backrest element, left in passenger's seat back rest		
R13	Heated seat cushion element, right in passenger's seat face		
R13	Heated seat cushion element, right in driver's seat face		
R14	Heated seat cushion element, left in driver's seat face		
R14	Heated seat cushion element, left in passenger's seat face		
R19	Rear window heater 3-door model/5-door model, Location		56 – C 5
R19	Rear window heater 4-door model, Location		57 – B 5
R19	Rear window heater wagon, Location		58 – B 5
R19	Rear window heater rear window		
R21	Blower motor resistor LHD, Location		30 – C 5
R21	Blower motor resistor RHD, Location		31 – A 1
R32	Fuel heater 1.6L Duratorq-TDCi (DV) Diesel, Location		21 – B 4
R32	Fuel heater 2.0L Duratorq-TDCi (DW) Diesel, Location		22 – B 5
R32	Fuel heater 1.8L Duratorq-TDCi (Kent) Diesel, Location		64 – D 5

Components

Section 700-06-00

Location

Page/coordinates

R33	Heated seat pad resistor, driver side driver's seat	
R34	Heated seat pad resistor, passenger side passenger's seat	
R42	Cigar lighter, front	
	Location	32 - C 3
R44	PTC Heater behind dash panel, centre	
R50	Booster heater	
	Location	11 - D 5
R51	Windshield washer jet heater, LH side	
	Location	59 - D 2
R52	Windshield washer jet heater, RH side	
	Location	59 - C 2
R53	Windshield heater, LH side	
	RHD, Location	7 - D 5
R53	Windshield heater, LH side	
	LHD, Location	9 - D 5
R54	Windshield heater, RH side	
	RHD, Location	6 - C 5
R54	Windshield heater, RH side	
	LHD, Location	8 - C 5
R68	Wire resistance on Central Junction Box (CJB)	
T1	Ignition coil 1.4/1.6L Duratec-16V (Sigma), Location	12 - D 5
T1	Ignition coil 1.6L Duratec-16V Ti-VCT (Sigma), Location	14 - E 5
T1	Ignition coil 1.6L Duratec-16V (Sigma), automatic transmission, Location	20 - D 5
T6	Ignition coil, cylinder 1 1.8/2.0L Duratec-HE (MI4), cylinder head	
T6	Ignition coil, cylinder 1 2.5L Duratec-ST (VI5), cylinder head	
T6	Ignition coil, cylinder 1 cylinder head	
T7	Ignition coil, cylinder 2 1.8/2.0L Duratec-HE (MI4), cylinder head	
T7	Ignition coil, cylinder 2 2.5L Duratec-ST (VI5), cylinder head	
T7	Ignition coil, cylinder 2 cylinder head	
T8	Ignition coil, cylinder 3 1.8/2.0L Duratec-HE (MI4), cylinder head	
T8	Ignition coil, cylinder 3 2.5L Duratec-ST (VI5), cylinder head	

Components

Section 700-06-00

Location

Page/coordinates

T8	Ignition coil, cylinder 3 cylinder head	
T9	Ignition coil, cylinder 4 1.8/2.0L Duratec-HE (MI4), cylinder head	
T9	Ignition coil, cylinder 4 2.5L Duratec-ST (VI5), cylinder head	
T9	Ignition coil, cylinder 4 cylinder head	
T30	Ignition coil, cylinder 5 2.5L Duratec-ST (VI5), cylinder head	
T30	Ignition coil, cylinder 5 cylinder head	
Y1	Evaporative emission canister purge valve 1.4/1.6L Duratec-16V (Sigma), engine	
Y1	Evaporative emission canister purge valve 1.6L Duratec-16V Ti-VCT (Sigma), engine	
Y1	Evaporative emission canister purge valve 1.8/2.0L Duratec-HE (MI4), engine	
Y1	Evaporative emission canister purge valve 2.5L Duratec-ST (VI5), engine	
Y1	Evaporative emission canister purge valve engine	
Y2	Exhaust Gas Recirculation (EGR) valve 2.0L Duratorq-TDCi (DW) Diesel, Location	22 - F 5
Y2	Exhaust Gas Recirculation (EGR) valve 1.8L Duratorq-TDCi (Kent) Diesel, Location	64 - A 2
Y2	Exhaust Gas Recirculation (EGR) valve 1.6L Duratorq-TDCi (DV) Diesel, engine	
Y16	A/C Compressor clutch 1.4/1.6L Duratec-16V (Sigma), manual transmission, Location	12 - A 3
Y16	A/C Compressor clutch 1.6L Duratec-16V Ti-VCT (Sigma), Location	14 - A 2
Y16	A/C Compressor clutch 1.8/2.0L Duratec-HE (MI4), Location	18 - E 1
Y16	A/C Compressor clutch 1.6L Duratorq-TDCi (DV) Diesel, Location	19 - B 2
Y16	A/C Compressor clutch 1.4/1.6L Duratec-16V (Sigma), manual transmission, Location	20 - A 2
Y16	A/C Compressor clutch 1.6L Duratec-16V (Sigma), automatic transmission, Location	20 - A 2
Y16	A/C Compressor clutch 2.0L Duratorq-TDCi (DW) Diesel, Location	22 - B 2
Y16	A/C Compressor clutch 1.8L Duratorq-TDCi (Kent) Diesel, Location	64 - F 2
Y16	A/C Compressor clutch A/C Compressor	

Components

Section 700-06-00

	Location	Page/coordinates
Y47	Fuel pressure solenoid valve 2.0L Duratorq-TDCi (DW) Diesel, Location	23 – B 2
Y47	Fuel pressure solenoid valve 1.8L Duratorq-TDCi (Kent) Diesel, engine	
Y57	Swirl control solenoid valve 1.8/2.0L Duratec-HE (MI4), manual transmission, Location	16 – E 4
Y57	Swirl control solenoid valve 1.8/2.0L Duratec-HE (MI4), automatic transmission, Location	17 – D 5
Y70	Speaker 1, LH rear door Location	55 – E 2
Y71	Speaker 2, LH rear door Location	55 – B 4
Y72	Speaker 1, RH rear door Location	55 – E 1
Y73	Speaker 2, RH rear door Location	55 – B 4
Y101	Speaker 1, LH front Location	54 – B 2
Y102	Speaker 2, LH front Location	54 – B 5
Y103	Speaker 1, RH front Location	54 – B 2
Y104	Speaker 2, RH front Location	54 – B 5
Y108	Fuel injector 1 1.8/2.0L Duratec-HE (MI4), manual transmission, Location	16 – B 5
Y108	Fuel injector 1 1.8/2.0L Duratec-HE (MI4), automatic transmission, Location	17 – A 5
Y108	Fuel injector 1 1.6L Duratorq-TDCi (DV) Diesel, Location	21 – E 5
Y108	Fuel injector 1 2.0L Duratorq-TDCi (DW) Diesel, Location	23 – C 5
Y108	Fuel injector 1 1.8L Duratorq-TDCi (Kent) Diesel, cylinder head	63 – B 4
Y108	Fuel injector 1 2.5L Duratec-ST (VI5), cylinder head	
Y108	Fuel injector 1 1.4/1.6L Duratec-16V (Sigma), in intake system	
Y108	Fuel injector 1 1.6L Duratec-16V Ti-VCT (Sigma), in intake system	
Y109	Fuel injector 2 1.8/2.0L Duratec-HE (MI4), manual transmission, Location	16 – C 5
Y109	Fuel injector 2 1.8/2.0L Duratec-HE (MI4), automatic transmission, Location	17 – B 5
Y109	Fuel injector 2 1.8/2.0L Duratec-HE (MI4), automatic transmission, Location	17 – A 5

Components		Section 700-06-00
Location		Page/coordinates
Y109	Fuel injector 2 1.6L Duratorq-TDCi (DV) Diesel, Location	21 - D 5
Y109	Fuel injector 2 2.0L Duratorq-TDCi (DW) Diesel, Location	23 - C 5
Y109	Fuel injector 2 1.8L Duratorq-TDCi (Kent) Diesel, cylinder head	63 - C 5
Y109	Fuel injector 2 1.4/1.6L Duratec-16V (Sigma), in intake system	
Y109	Fuel injector 2 1.6L Duratec-16V Ti-VCT (Sigma), in intake system	
Y109	Fuel injector 2 2.5L Duratec-ST (VI5), cylinder head	
Y110	Fuel injector 3 1.8/2.0L Duratec-HE (MI4), manual transmission, Location	16 - C 5
Y110	Fuel injector 3 1.8/2.0L Duratec-HE (MI4), automatic transmission, Location	17 - C 5
Y110	Fuel injector 3 1.6L Duratorq-TDCi (DV) Diesel, Location	21 - D 5
Y110	Fuel injector 3 2.0L Duratorq-TDCi (DW) Diesel, Location	23 - D 5
Y110	Fuel injector 3 1.8L Duratorq-TDCi (Kent) Diesel, cylinder head	63 - D 5
Y110	Fuel injector 3 1.4/1.6L Duratec-16V (Sigma), in intake system	
Y110	Fuel injector 3 1.6L Duratec-16V Ti-VCT (Sigma), in intake system	
Y110	Fuel injector 3 2.5L Duratec-ST (VI5), cylinder head	
Y111	Fuel injector 4 1.8/2.0L Duratec-HE (MI4), manual transmission, Location	16 - D 5
Y111	Fuel injector 4 1.8/2.0L Duratec-HE (MI4), automatic transmission, Location	17 - D 5
Y111	Fuel injector 4 1.6L Duratorq-TDCi (DV) Diesel, Location	21 - C 5
Y111	Fuel injector 4 1.6L Duratorq-TDCi (DV) Diesel, Location	23 - E 5
Y111	Fuel injector 4 2.0L Duratorq-TDCi (DW) Diesel, Location	23 - E 5
Y111	Fuel injector 4 1.8L Duratorq-TDCi (Kent) Diesel, cylinder head	63 - D 5
Y111	Fuel injector 4 1.4/1.6L Duratec-16V (Sigma), in intake system	
Y111	Fuel injector 4 1.6L Duratec-16V Ti-VCT (Sigma), in intake system	
Y111	Fuel injector 4 2.5L Duratec-ST (VI5), cylinder head	

Components

Section 700-06-00

	Location	Page/coordinates
Y112	Fuel injector 5 2.5L Duratec-ST (VI5), cylinder head	
Y154	Camshaft timing actuator, inlet 1.6L Duratec-16V Ti-VCT (Sigma), Location	14 - B 5
Y154	Camshaft timing actuator, inlet 2.5L Duratec-ST (VI5), engine	
Y154	Camshaft timing actuator, inlet engine	
Y155	Camshaft timing actuator, outlet 1.6L Duratec-16V Ti-VCT (Sigma), Location	14 - C 5
Y155	Camshaft timing actuator, outlet 2.5L Duratec-ST (VI5), engine	
Y155	Camshaft timing actuator, outlet engine	
Y163	Parking aid speaker, rear wagon, Location	46 - A 2
Y163	Parking aid speaker, rear 3-door model, RH B-pillar	
Y163	Parking aid speaker, rear 5-door model, RH C-pillar	
Y163	Parking aid speaker, rear 4-door model, RH C-pillar	
Y165	Fuel metering valve 1.6L Duratorq-TDCi (DV) Diesel, Location	21 - B 5
Y165	Fuel metering valve 2.0L Duratorq-TDCi (DW) Diesel, Location	23 - A 4
Y165	Fuel metering valve 1.8L Duratorq-TDCi (Kent) Diesel, engine	
Y185	Intercooler bypass solenoid valve 2.0L Duratorq-TDCi (DW) Diesel, Location	22 - C 1
Y193	Speaker 1, LH rear 3-door model, LH B-pillar	
Y193	Speaker 1, LH rear Coupé-Cabriolet, LH B-pillar	
Y194	Speaker 2, LH rear 3-door model, LH B-pillar	
Y194	Speaker 2, LH rear Coupé-Cabriolet, LH B-pillar	
Y195	Speaker 1, RH rear 3-door model, RH B-pillar	
Y195	Speaker 1, RH rear Coupé-Cabriolet, RH B-pillar	
Y196	Speaker 2, RH rear 3-door model, RH B-pillar	
Y196	Speaker 2, RH rear Coupé-Cabriolet, RH B-pillar	



Components

Section 700-06-00

Location

Page/coordinates

Y197	Turbocharger control valve 2.5L Duratec-ST (VI5), engine	
Y218	Inlet air control valve solenoid 1.8/2.0L Duratec-HE (MI4), manual transmission, Location	16 - E 5
Y218	Inlet air control valve solenoid 1.8/2.0L Duratec-HE (MI4), automatic transmission, Location	17 - D 5



Connectors

Section 700-06-00

	Location	Page/coordinates
C18	left fender	
C19	right fender	
C21	on fuel tank	
C30	RHD, Location	26 – B 5
C30	LHD, Location	27 – E 4
C31	LHD, Location	26 – B 5
C31	RHD, Location	27 – E 4
C32	dash panel	
C33	dash panel	
C34	RHD, Location	6 – D 5
C34	LHD, Location	8 – D 5
C41	LHD, Location	34 – B 4
C41	RHD, Location	35 – E 4
C43	LHD, Location	33 – E 4
C43	RHD, Location	36 – B 4
C44	LHD, Location	34 – B 4
C44	RHD, Location	35 – E 4
C45a	Location	27 – D 5
C45b	Location	26 – C 5
C47	LHD, Location	34 – B 4
C47	RHD, Location	35 – E 4
C49	LHD, Location	33 – E 4
C49	RHD, Location	36 – B 4
C51	LHD, Location	33 – E 4
C51	RHD, Location	36 – B 4
C52	Location	26 – C 5
C52	Location	27 – D 5
C53	Location	26 – C 5
C53	Location	27 – D 5
C54	Location	26 – C 5
C54	Location	27 – D 4
C55	Location	26 – C 4
C55	Location	27 – D 4
C57	behind dash panel	
C58	3-door model/5-door model, Location	41 – E 4
C58	4-door model, Location	43 – A 3
C58	4-door model, Location	44 – E 5
C58	wagon, Location	45 – D 5
C62	engine	
C65	1.8L Duratorq–TDCi (Kent) Diesel, Location	63 – F 4
C70	windshield, top, centre	
C74	behind dash panel	
C77	Location	5 – E 1
C79	RHD, Location	6 – B 3
C79	LHD, Location	8 – A 4
C85	dash panel	

Connectors

Section 700-06-00

	Location	Page/coordinates
C90	Location	62 – E 5
C95	Location	61 – E 5
C96	Location	60 – E 5
C98	Location	60 – B 5
C99	Location	61 – D 5
C100	Location	60 – D 1
C100	Location	61 – D 5
C102	Location	60 – C 1
C103	Location	60 – A 2
C107	3-door model/5-door model, Location	56 – F 4
C107	wagon, Location	58 – C 5
C107	in luggage compartment lid	
C107	rear window, 4-door model	
C109	in luggage compartment, LH side	
C110	1.8/2.0L Duratec-HE (MI4), manual transmission, Location	16 – D 1
C110	1.8/2.0L Duratec-HE (MI4), automatic transmission, Location	17 – D 1
C110	except 1.8/2.0L Duratec-HE (MI4), engine	
C110	engine	
C111	LHD, Location	33 – E 3
C111	RHD, Location	36 – B 3
C112	LHD, Location	33 – B 1
C112	RHD, Location	36 – B 2
C113	LHD, Location	33 – D 5
C113	RHD, Location	36 – D 5
C115	dash panel	
C116	1.8/2.0L Duratec-HE (MI4), automatic transmission, Location	17 – F 3
C116	1.6L Duratec-16V (Sigma), automatic transmission, Location	20 – F 3
C117	1.8/2.0L Duratec-HE (MI4), automatic transmission, Location	17 – F 3
C117	1.6L Duratec-16V (Sigma), automatic transmission, Location	20 – F 3
C118	LHD, Location	34 – B 3
C118	RHD, Location	35 – E 3
C120	1.4/1.6L Duratec-16V (Sigma), manual transmission, Location	12 – A 2
C120	1.6L Duratec-16V Ti-VCT (Sigma), Location	14 – B 2
C120	1.6L Duratec-16V (Sigma), automatic transmission, Location	20 – C 1
C120	2.0L Duratorq-TDCi (DW) Diesel, Location	22 – D 2
C120	1.8/2.0L Duratec-HE (MI4), engine	
C120	1.6L Duratorq-TDCi (DV) Diesel, engine	
C120	1.8L Duratorq-TDCi (Kent) Diesel, engine	
C121	Location	54 – E 5
C122a	Location	55 – C 5
C122b	Location	55 – C 5
C123	in passenger's door	
C124	LH B-pillar	
C125	RH B-pillar	
C131	LHD, Location	26 – B 5
C131	RHD, Location	27 – E 4

Connectors

Section 700-06-00

	Location	Page/coordinates
C148	Location	54 – E 4
C149	Location	54 – E 3
C150a	Location	55 – E 3
C150b	Location	55 – E 3
C152	3-door model/5-door model, Location	42 – A 3
C152	4-door model, Location	44 – B 3
C152	wagon, Location	46 – B 3
C152	in luggage compartment, RH side	
C155	centre console	
C200	LHD, Location	28 – A 3
C200	RHD, Location	29 – F 2
C203	passenger's door	
C204	passenger's door	
C205	Location	54 – E 3
C208	Location	55 – E 4
C209	Location	55 – E 3
C211	Location	54 – D 5
C212	in driver's door	
C213	Location	54 – E 3
C215	wagon, Location	45 – A 3
C215	except wagon, in luggage compartment, LH side	
C216	wagon, Location	45 – A 3
C216	except wagon, in luggage compartment, LH side	
C217	wagon, Location	45 – A 3
C217	except wagon, in luggage compartment, LH side	
C218	except wagon, in luggage compartment, LH side	45 – A 3
C218	wagon, Location	45 – A 3
C218	except wagon, in luggage compartment, LH side	
C219	wagon, Location	45 – A 3
C219	except wagon, in luggage compartment, LH side	
C219	except wagon, in luggage compartment, LH side	
C220	Location	54 – C 4
C221	dash panel	
C222	in driver's door	
C223	in driver's door	
C224	in luggage compartment	
C226	centre console	
C227	rear bumper	
C228	dash panel	
C231	Location	51 – A 4
C233	Location	51 – E 3
C234	under rear seats	
C235	under rear seats	
C240	in driver's door	
C241	in passenger's door	
C242	in driver's door	

Connectors

Section 700-06-00

	Location	Page/coordinates
C243	in passenger's door	
C281	Petrol engines, Location	2 – C 5
C281	Diesel engines, Location	3 – A 3
C282	Petrol engines, Location	2 – C 5
C282	Diesel engines, Location	3 – A 3
C300	2.0L Duratorq–TDCi (DW) Diesel, Location	23 – E 4
C300	1.6L Duratorq–TDCi (DV) Diesel, Location	21 – C 5
C302	Location	5 – C 2
C304	Location	5 – F 2
C305	in luggage compartment, LH side	
C307	Location	11 – D 5
C308	Location	48 – C 1
C309	vehicle underbody, rear, RH side	
C320	LHD, Location	28 – A 5
C320	RHD, Location	29 – F 4
C323	engine compartment	
C324	with adjustable pedals, Location	53 – C 5
C325	in footwell	
C330	under driver's seat	
C331	driver seat	
C332	driver seat	
C333	under driver's seat	
C335	under driver's seat	
C336	under driver's seat	
C337	driver's seat	
C340	under passenger's seat	
C341	under passenger's seat	
C342	under passenger's seat	
C343	under passenger's seat	
C344	under passenger's seat	
C345	under passenger's seat	
C346	under passenger's seat	
C347	passenger's seat	
C348	under passenger's seat	
C352	1.6L Duratec–16V Ti–VCT (Sigma), Location	14 – D 5
C358	1.8L Duratorq–TDCi (Kent) Diesel, Location	64 – E 1
C378	LHD, Location	28 – A 2
C378	behind dash panel, centre, RHD	
C380	LHD, Location	28 – A 2
C380	behind dash panel, centre, RHD	
C381	LHD, Location	28 – D 5
C381	RHD, Location	29 – D 5
C382	LHD, Location	28 – E 5
C382	RHD, Location	29 – E 5
C383	LHD, Location	28 – C 2
C383	RHD, Location	29 – C 2

Connectors

Section 700-06-00

	Location	Page/coordinates
C384	1.8/2.0L Duratec-HE (MI4), manual transmission, Location	16 – E 5
C384	1.8/2.0L Duratec-HE (MI4), automatic transmission, Location	17 – D 5
C386	1.4/1.6L Duratec-16V (Sigma), Location	12 – B 3
C386	1.6L Duratec-16V Ti-VCT (Sigma), Location	14 – A 3
C386	1.6L Duratec-16V (Sigma), automatic transmission, Location	20 – A 3
C386	engine compartment	
C390	in Central Junction Box (CJB)	
C391	Location	51 – C 2
C393	1.6L Duratec-16V Ti-VCT (Sigma), Location	14 – D 5
C394	1.6L Duratec-16V Ti-VCT (Sigma), Location	14 – D 5
C414	1.8/2.0L Duratec-HE (MI4), automatic transmission, Location	17 – E 5
C414	1.6L Duratec-16V (Sigma), automatic transmission, Location	20 – E 5
C415a	in luggage compartment, LH side	
C415b	in luggage compartment, LH side	
C416a	in luggage compartment, LH side	
C416b	in luggage compartment, LH side	
C417	1.6L Duratorq-TDCi (DV) Diesel, Location	19 – E 2
C417	2.0L Duratorq-TDCi (DW) Diesel, Location	22 – E 2
C417	1.8L Duratorq-TDCi (Kent) Diesel, Location	22 – E 2
C417	1.8L Duratorq-TDCi (Kent) Diesel, Location	63 – F 1
C418	1.6L Duratorq-TDCi (DV) Diesel, Location	19 – E 2
C418	2.0L Duratorq-TDCi (DW) Diesel, Location	22 – E 2
C418	1.8L Duratorq-TDCi (Kent) Diesel, Location	63 – F 1
C419	1.6L Duratorq-TDCi (DV) Diesel, Location	19 – E 2
C419	2.0L Duratorq-TDCi (DW) Diesel, Location	22 – E 2
C419	1.8L Duratorq-TDCi (Kent) Diesel, Location	63 – F 1
C420	Location	5 – D 5
C426	Location	32 – E 5
C426	Location	32 – A 2
C427	Location	26 – D 5
C427	Location	27 – C 5
C428	Location	26 – D 5
C428	Location	27 – C 5
C429	Location	32 – E 5
C429	Location	32 – A 2
C430	LHD, Location	1 – B 2
C430	RHD, Location	1 – E 3
C432	behind dash panel	
C433	in back rest of rear seats	
C434	LHD, Location	1 – E 3
C434	RHD, Location	1 – B 2
C437	Location	51 – B 5
C438	1.8/2.0L Duratec-HE (MI4), automatic transmission, Location	17 – E 1
C438	1.6L Duratec-16V (Sigma), automatic transmission, Location	20 – E 1
C439	1.8/2.0L Duratec-HE (MI4), automatic transmission, Location	17 – E 2
C439	1.6L Duratec-16V (Sigma), automatic transmission, Location	20 – E 2

Connectors**Section 700-06-00**

	Location	Page/coordinates
C440	under passenger's seat	
C441	Location	51 - D 5
C442	behind dash panel, centre	
C443	behind dash panel, centre	
C444	without adjustable pedals, Location	52 - C 3
C444	with adjustable pedals, Location	53 - D 3
C446	engine compartment, LH side	
C447	behind dash panel, centre	
C448	behind dash panel, centre	
C449	dash panel	
C452	LHD, 4-door model, 3-door model/5-door model, Location	37 - D 2
C452	RHD, 4-door model, 3-door model/5-door model, Location	38 - C 2
C452	Coupé-Cabriolet, windshield, top, centre	
C453	behind dash panel	
C454	LHD, Location	28 - C 5
C454	RHD, Location	29 - C 5
C456	Location	51 - A 4
C457	above glove compartment	
C458	above glove compartment	
C459	Location	51 - B 4
C461	3-door model/5-door model, Location	41 - D 5
C462	3-door model/5-door model, Location	42 - C 5
C463	3-door model/5-door model, Location	41 - B 5
C464	3-door model/5-door model, Location	42 - D 5
C470	LHD, Location	30 - C 5
C470	RHD, Location	31 - A 1
C472	3-door model/5-door model, Location	41 - B 5
C473	3-door model/5-door model, Location	42 - D 5
C476	4-door model, Location	43 - A 4
C476	wagon, Location	45 - A 5
C477	4-door model, Location	44 - F 5
C477	wagon, Location	46 - E 5
C478	behind dash panel, centre	
C481	behind dash panel, passenger side	
C482	Centre console	
C485	in driver's door	
C487	behind dash panel, centre	
C488	Location	54 - E 5
C489	Location	54 - E 5
C493	LHD, 4-door model, 3-door model/5-door model, Location	37 - B 2
C493	RHD, 4-door model, 3-door model/5-door model, Location	38 - B 1
C494	3-door model/5-door model, Location	56 - E 3
C494	4-door model, Location	57 - E 5
C494	wagon, Location	58 - F 4
C494	in luggage compartment lid	
C495	3-door model/5-door model, Location	56 - E 3

Connectors

Section 700-06-00

	Location	Page/coordinates
C495	4-door model, Location	57 – E 5
C495	wagon, Location	58 – F 4
C495	in luggage compartment lid	
C496	3-door model/5-door model, Location	56 – C 1
C496	4-door model, Location	57 – D 5
C496	wagon, Location	58 – A 3
C496	in luggage compartment lid	
C497	3-door model/5-door model, Location	56 – C 1
C497	4-door model, Location	57 – D 5
C497	wagon, Location	58 – A 3
C497	in luggage compartment lid	
C522	LHD, 4-door model, 3-door model/5-door model, Location	37 – E 3
C522	RHD, 4-door model, 3-door model/5-door model, Location	38 – E 3
C522	LHD, wagon, Location	39 – E 1
C522	RHD, wagon, Location	40 – E 1
C523	1.8/2.0L Duratec-HE (MI4), manual transmission, Location	16 – E 4
C523	1.8/2.0L Duratec-HE (MI4), automatic transmission, Location	17 – D 5
C524	1.4/1.6L Duratec-16V (Sigma), Location	13 – A 2
C524	1.6L Duratec-16V Ti-VCT (Sigma), Location	15 – A 2
C524	1.8/2.0L Duratec-HE (MI4), Location	18 – B 1
C525	LHD, 4-door model, 3-door model/5-door model, Location	37 – F 3
C525	RHD, 4-door model, 3-door model/5-door model, Location	38 – F 3
C525	LHD, wagon, Location	39 – E 3
C525	RHD, wagon, Location	40 – E 3
C526	LHD, wagon, Location	39 – C 2
C526	RHD, wagon, Location	40 – D 1
C526	in roof panel	
C526	windshield	
C532	LHD, Location	30 – B 1
C532	RHD, Location	31 – D 2
C533	LHD, Location	30 – E 2
C533	RHD, Location	31 – C 1
C534	LHD, Location	30 – B 4
C534	RHD, Location	31 – E 5
C536	heating/air conditioning housing	
C538	LHD, Location	30 – C 1
C538	RHD, Location	31 – A 4
C539	LHD, Location	28 – D 1
C539	RHD, Location	29 – D 1
C540	LHD, Location	28 – D 1
C540	RHD, Location	29 – D 1
C541	LHD, Location	30 – C 4
C541	RHD, Location	31 – A 2
C542	LHD, Location	30 – A 3
C542	RHD, Location	31 – C 4
C543	LHD, Location	30 – A 4

Connectors

Section 700-06-00

	Location	Page/coordinates
C543	RHD, Location	31 – C 5
C544	heating/air conditioning housing, RHD	
C550	engine	
C553	LHD, Location	30 – E 5
C553	RHD, Location	31 – B 4
C554	behind dash panel, centre	
C556	in Battery Junction Box (BJB)	
C561	in luggage compartment, LH side	
C562	in luggage compartment, LH side	
C563	in luggage compartment, LH side	
C564	in luggage compartment, LH side	
C566	dash panel	
C567	windshield, top, RH side	
C568	windshield, top, LH side	
C570	in luggage compartment	
C574	behind rear seats	
C575	in luggage compartment	
C576	in luggage compartment	
C577	in luggage compartment	
C578	2.5L Duratec–ST (VI5), engine	
C579	2.5L Duratec–ST (VI5), engine	
C580	2.5L Duratec–ST (VI5), engine	
C581	2.5L Duratec–ST (VI5), engine	
C582	2.5L Duratec–ST (VI5), engine	
C583	2.5L Duratec–ST (VI5), engine	
C584	2.5L Duratec–ST (VI5), engine	
C585	2.5L Duratec–ST (VI5), engine	
C586	2.0L Duratorq–TDCi (DW) Diesel, Location	22 – C 5
C586	1.6L Duratorq–TDCi (DV) Diesel, Location	21 – B 3
C586	1.8L Duratorq–TDCi (Kent) Diesel, Location	63 – A 3
C587	1.6L Duratec–16V Ti–VCT (Sigma), Location	14 – C 5
C587	2.5L Duratec–ST (VI5), cylinder head	
C588	1.6L Duratec–16V Ti–VCT (Sigma), Location	14 – B 5
C588	2.5L Duratec–ST (VI5), cylinder head	
C589	2.5L Duratec–ST (VI5), engine	
C591	1.6L Duratorq–TDCi (DV) Diesel, Location	19 – D 5
C591	2.5L Duratec–ST (VI5), engine	
C592	1.6L Duratorq–TDCi (DV) Diesel, Location	21 – B 5
C593	1.8/2.0L Duratec–HE (MI4), manual transmission, Location	16 – A 1
C593	1.8/2.0L Duratec–HE (MI4), automatic transmission, Location	17 – B 2
C594	1.4/1.6L Duratec–16V (Sigma), manual transmission, Location	12 – F 5
C594	1.6L Duratec–16V Ti–VCT (Sigma), Location	14 – F 5
C594	1.6L Duratec–16V (Sigma), automatic transmission, Location	20 – F 4
C595	1.4/1.6L Duratec–16V (Sigma), Location	12 – B 5
C595	1.6L Duratec–16V Ti–VCT (Sigma), Location	14 – E 3
C595	1.6L Duratec–16V (Sigma), automatic transmission, Location	20 – B 5

Connectors

Section 700-06-00

	Location	Page/coordinates
C596	in intake system	
C598	2.0L Duratorq-TDCi (DW) Diesel, Location	22 – E 4
C599	1.8/2.0L Duratec-HE (MI4), Location	18 – A 5
C600	1.8/2.0L Duratec-HE (MI4), Location	18 – A 5
C601	1.8/2.0L Duratec-HE (MI4), Location	18 – A 5
C602	wagon, Location	46 – E 4
C602	3-door model/5-door model, in luggage compartment, RH side	
C602	4-door model, in luggage compartment, RH side	
C602	Coupé-Cabriolet, in luggage compartment, RH side	
C604	Location	1 – B 5
C605	Location	1 – C 4
C606	Location	1 – D 2
C607	Location	1 – E 1
C608	Location	1 – A 2
C619	LHD, Location	28 – F 4
C619	RHD, Location	29 – A 5
C622	3-door model/5-door model, Location	42 – E 4
C622	wagon, Location	46 – E 3
C622	Coupé-Cabriolet, in luggage compartment, RH side	
C622	4-door model, in luggage compartment, RH side	
C623	3-door model/5-door model, Location	42 – E 3
C623	wagon, Location	46 – E 3
C623	in luggage compartment, RH side, 4-door model	
C630	engine	
C631	wagon, Location	46 – F 3
C634	RHD, Location	7 – D 5
C634	LHD, Location	9 – D 5
C635	RHD, Location	6 – C 5
C635	LHD, Location	6 – C 5
C635	RHD, Location	8 – C 5
C635	LHD, Location	8 – C 5
C638	2.0L Duratorq-TDCi (DW) Diesel, Location	23 – B 1
C638	in exhaust system, 1.6L Duratorq-TDCi (DV) Diesel	
C639	2.0L Duratorq-TDCi (DW) Diesel, Location	23 – A 3
C639	in exhaust system, 1.6L Duratorq-TDCi (DV) Diesel	
C640	2.0L Duratorq-TDCi (DW) Diesel, Location	23 – B 5
C640	1.6L Duratorq-TDCi (DV) Diesel, engine	
C643	1.4/1.6L Duratec-16V (Sigma), Location	12 – B 1
C643	1.6L Duratec-16V Ti-VCT (Sigma), Location	14 – C 1
C643	1.8/2.0L Duratec-HE (MI4), Location	18 – D 1
C643	1.6L Duratec-16V (Sigma), automatic transmission, Location	20 – C 1
C643	1.8L Duratorq-TDCi (Kent) Diesel, Location	64 – C 1
C643	2.5L Duratec-ST (VI5), engine	
C644	2.5L Duratec-ST (VI5), engine	
C645	1.4/1.6L Duratec-16V (Sigma), Location	12 – D 5
C645	1.6L Duratec-16V Ti-VCT (Sigma), Location	14 – E 5

Connectors

Section 700-06-00

	Location	Page/coordinates
C645	1.6L Duratec-16V (Sigma), automatic transmission, Location	20 - D 5
C648	without adjustable pedals, Location	52 - D 1
C648	with adjustable pedals, Location	53 - D 1
C650	2.5L Duratec-ST (VI5), on brake pedal support	
C654	1.8L Duratorq-TDCi (Kent) Diesel, in intake system	
C655	2.0L Duratorq-TDCi (DW) Diesel, Location	22 - B 4
C655	1.6L Duratorq-TDCi (DV) Diesel, Location	21 - E 4
C656	2.0L Duratorq-TDCi (DW) Diesel, Location	22 - B 4
C690	2.5L Duratec-ST (VI5), engine	
C692	Location	4 - D 2
C694	LHD, Location	28 - C 5
C694	RHD, Location	29 - D 2
C695	LHD, Location	28 - D 2
C695	RHD, Location	29 - A 2
C710	wagon, Location	46 - C 5
C711	wagon, Location	46 - C 5
C715	driver's seat	
C717	LHD, Location	28 - D 5
C717	RHD, Location	29 - D 5
C720	Location	59 - C 2
C721	Location	59 - D 2
C722	Location	54 - E 2
C723	Location	54 - E 1
C724	A-pillar, Driver side	
C725	A-pillar, Passenger side	
C726	dash panel	
C728	Location	54 - E 2
C729	Location	54 - E 2
C730a	Location	55 - B 2
C730b	Location	55 - B 2
C732	Location	47 - C 2
C734	in driver's door	
C735	in passenger's door	
C736	LH B-pillar	
C737	RH B-pillar	
C741	driver's door	
C742	LHD, wagon, Location	39 - C 1
C742	RHD, wagon, Location	40 - C 1
C742	Coupé-Cabriolet, windshield	
C742	3-door model/5-door model, roof, front	
C742	4-door model, roof, front	
C742	2.5L Duratec-ST (VI5), roof, front	
C743	under rear seats, RH side	
C745	RHD, Location	6 - D 5
C745	LHD, Location	8 - B 4
C746	in driver's door	

Connectors

Section 700-06-00

	Location	Page/coordinates
C747	in passenger's door	
C748	LH B-pillar	
C749	RH B-pillar	
C753	RHD, Location	7 – E 5
C753	LHD, Location	9 – E 5
C754	RHD, Location	6 – B 5
C754	LHD, Location	8 – B 5
C755	driver's seat	
C756	driver's seat	
C757	driver's seat	
C758	driver's seat	
C759	driver's seat	
C760	driver's seat	
C761	driver's seat	
C762	driver's seat	
C771	1.8/2.0L Duratec-HE (MI4), manual transmission, Location	16 – B 5
C771	1.8/2.0L Duratec-HE (MI4), automatic transmission, Location	17 – A 5
C771	1.6L Duratorq-TDCi (DV) Diesel, Location	21 – E 5
C771	2.0L Duratorq-TDCi (DW) Diesel, Location	23 – C 5
C771	1.8L Duratorq-TDCi (Kent) Diesel, Location	63 – B 4
C771	1.6L Duratec-16V Ti-VCT (Sigma), in intake system	
C771	1.4/1.6L Duratec-16V (Sigma), in intake system	
C771	2.5L Duratec-ST (VI5), engine	
C772	2.0L Duratorq-TDCi (DW) Diesel, Location	23 – C 5
C772	1.8/2.0L Duratec-HE (MI4), manual transmission, Location	16 – C 5
C772	1.8/2.0L Duratec-HE (MI4), automatic transmission, Location	17 – B 5
C772	1.6L Duratorq-TDCi (DV) Diesel, Location	21 – D 5
C772	1.8L Duratorq-TDCi (Kent) Diesel, Location	63 – C 5
C772	1.4/1.6L Duratec-16V (Sigma), in intake system	
C772	1.6L Duratec-16V Ti-VCT (Sigma), in intake system	
C772	2.5L Duratec-ST (VI5), engine	
C773	1.8/2.0L Duratec-HE (MI4), manual transmission, Location	16 – C 5
C773	1.8/2.0L Duratec-HE (MI4), automatic transmission, Location	17 – C 5
C773	1.6L Duratorq-TDCi (DV) Diesel, Location	21 – D 5
C773	2.0L Duratorq-TDCi (DW) Diesel, Location	23 – D 5
C773	1.8L Duratorq-TDCi (Kent) Diesel, Location	63 – D 5
C773	1.4/1.6L Duratec-16V (Sigma), in intake system	
C773	1.6L Duratec-16V Ti-VCT (Sigma), in intake system	
C773	2.5L Duratec-ST (VI5), engine	
C774	2.0L Duratorq-TDCi (DW) Diesel, Location	23 – E 5
C774	1.8/2.0L Duratec-HE (MI4), manual transmission, Location	16 – D 5
C774	1.8/2.0L Duratec-HE (MI4), automatic transmission, Location	17 – D 5
C774	1.6L Duratorq-TDCi (DV) Diesel, Location	21 – C 5
C774	1.8L Duratorq-TDCi (Kent) Diesel, Location	63 – D 5
C774	1.4/1.6L Duratec-16V (Sigma), in intake system	
C774	1.6L Duratec-16V Ti-VCT (Sigma), in intake system	

Connectors

Section 700-06-00

	Location	Page/coordinates
C774	2.5L Duratec-ST (VI5), engine	
C775	2.5L Duratec-ST (VI5), engine	
C776	behind dash panel	
C778	2.0L Duratorq-TDCi (DW) Diesel, Location	22 - B 5
C778	1.6L Duratorq-TDCi (DV) Diesel, Location	21 - C 1
C779	1.4/1.6L Duratec-16V (Sigma), Location	12 - E 5
C779	1.6L Duratec-16V Ti-VCT (Sigma), Location	14 - E 4
C779	1.8/2.0L Duratec-HE (MI4), Location	18 - A 4
C779	1.6L Duratorq-TDCi (DV) Diesel, Location	19 - E 5
C779	1.6L Duratec-16V (Sigma), automatic transmission, Location	20 - D 5
C779	2.0L Duratorq-TDCi (DW) Diesel, Location	22 - E 3
C782	Location	54 - E 2
C783	Location	54 - E 2
C784	Location	51 - D 2
C785	2.0L Duratorq-TDCi (DW) Diesel, Location	22 - C 5
C785	1.6L Duratorq-TDCi (DV) Diesel, Location	21 - F 5
C785	1.8L Duratorq-TDCi (Kent) Diesel, Location	63 - A 3
C786	1.8L Duratorq-TDCi (Kent) Diesel, Location	64 - A 4
C787	3-door model/5-door model, Location	56 - D 3
C788	LHD, Location	9 - C 1
C789	LHD, Location	30 - D 2
C789	heating/air conditioning housing, RHD	
C790	2.0L Duratorq-TDCi (DW) Diesel, Location	22 - F 4
C790	1.6L Duratorq-TDCi (DV) Diesel, engine	
C791	engine compartment	
C792	Location	4 - C 1
C793	Location	4 - C 1
C794	Location	4 - C 1
C795	RHD, Location	6 - E 2
C795	LHD, Location	9 - B 1
C797	in luggage compartment lid	
C797	in liftgate	
C798	3-door model/5-door model, Location	56 - D 1
C798	4-door model, Location	57 - F 2
C798	wagon, Location	58 - C 1
C798	Coupé-Cabriolet, in luggage compartment lid	
C799	3-door model/5-door model, Location	56 - D 3
C799	4-door model, Location	57 - E 3
C799	wagon, Location	58 - D 1
C799	Coupé-Cabriolet, in luggage compartment lid	
C801	Location	51 - D 2
C802	Location	54 - A 4
C803	1.4/1.6L Duratec-16V (Sigma), Location	13 - D 1
C803	1.8/2.0L Duratec-HE (MI4), manual transmission, Location	16 - D 5
C803	1.8/2.0L Duratec-HE (MI4), automatic transmission, Location	17 - C 5
C803	2.5L Duratec-ST (VI5), engine	

Connectors

Section 700-06-00

	Location	Page/coordinates
C803	1.8/2.0L Duratec-HE (MI4), automatic transmission (CFT23), engine	
C804	2.5L Duratec-ST (VI5), engine	
C805	Location	54 - A 4
C806	Location	54 - A 4
C807	Location	54 - B 4
C808	Location	54 - B 4
C809	LHD, Location	28 - B 5
C809	RHD, Location	29 - F 4
C810	RHD, Location	6 - F 5
C810	LHD, Location	9 - B 5
C811	3-door model/5-door model, Location	42 - B 4
C811	wagon, Location	46 - A 3
C813	RHD, Location	6 - B 4
C813	LHD, engine compartment	
C814	Location	25 - F 3
C815	Location	24 - A 3
C816	Location	27 - A 4
C817	Location	48 - D 2
C819	Location	54 - A 4
C820	3-door model/5-door model, Location	42 - E 4
C820	4-door model, Location	44 - D 5
C820	Coupé-Cabriolet, in luggage compartment, RH side	
C820	in luggage compartment	
C821	Location	54 - B 4
C822	Location	54 - B 4
C823	1.8/2.0L Duratec-HE (MI4), automatic transmission, Location	17 - F 3
C823	1.6L Duratec-16V (Sigma), automatic transmission, Location	20 - F 3
C824	without adjustable pedals, Location	52 - C 5
C824	with adjustable pedals, Location	53 - D 5
C825	without adjustable pedals, Location	52 - B 5
C825	with adjustable pedals, Location	53 - B 5
C826	Location	27 - E 1
C827	engine compartment	
C828	RHD, Location	6 - E 5
C828	LHD, Location	8 - E 4
C829	rear axle, LH side	
C830	Location	10 - B 2
C831	Location	10 - B 2
C832	heating system housing	
C833	2.0L Duratorq-TDCi (DW) Diesel, Location	22 - F 5
C833	1.8L Duratorq-TDCi (Kent) Diesel, Location	64 - A 2
C834	engine	
C836	RHD, Location	7 - F 3
C836	LHD, Location	9 - F 3
C837	RHD, Location	6 - A 3
C837	LHD, Location	8 - A 3

Connectors

Section 700-06-00

Location

Page/coordinates

C838	behind dash panel	
C839	Location	48 – C 2
C841	in footwell, LH side	
C842	front of vehicle, LH side	
C843	front of vehicle, RH side	
C844	LHD, 4-door model, 3-door model/5-door model, Location	37 – B 5
C844	RHD, 4-door model, 3-door model/5-door model, Location	38 – B 5
C844	LHD, wagon, Location	39 – B 5
C844	RHD, wagon, Location	40 – B 5
C844	in LH sun visor	
C845	LHD, 4-door model, 3-door model/5-door model, Location	37 – A 5
C845	RHD, 4-door model, 3-door model/5-door model, Location	38 – A 4
C845	LHD, wagon, Location	39 – A 5
C845	RHD, wagon, Location	40 – A 5
C845	in RH sun visor	
C846	LHD, Location	28 – F 2
C846	behind dash panel, RHD	
C848	RHD, Location	6 – E 4
C848	LHD, Location	8 – F 3
C849	in RH front footwell	
C851	behind dash panel, centre	
C854	cylinder head	
C855	cylinder head	
C856	cylinder head	
C857	cylinder head	
C858	2.0L Duratorq-TDCi (DW) Diesel, Location	23 – A 4
C858	1.8L Duratorq-TDCi (Kent) Diesel, engine	
C859	2.0L Duratorq-TDCi (DW) Diesel, Location	23 – B 2
C859	1.8L Duratorq-TDCi (Kent) Diesel, engine	
C860	2.0L Duratorq-TDCi (DW) Diesel, Location	22 – B 2
C861	behind dash panel, centre	
C863	Location	52 – A 5
C863	with adjustable pedals, Location	53 – A 5
C864	1.8/2.0L Duratec-HE (MI4), manual transmission, Location	16 – E 3
C864	1.6L Duratorq-TDCi (DV) Diesel, Location	19 – E 3
C864	2.0L Duratorq-TDCi (DW) Diesel, Location	22 – F 2
C864	1.8L Duratorq-TDCi (Kent) Diesel, Location	63 – F 3
C864	2.5L Duratec-ST (VI5), transmission	
C866	1.4/1.6L Duratec-16V (Sigma), Location	12 – D 1
C866	1.6L Duratec-16V Ti-VCT (Sigma), Location	14 – D 1
C868	engine	
C870	1.4/1.6L Duratec-16V (Sigma), Location	12 – B 4
C870	1.6L Duratec-16V Ti-VCT (Sigma), Location	14 – A 3
C870	1.8/2.0L Duratec-HE (MI4), manual transmission, Location	16 – A 2
C870	1.8/2.0L Duratec-HE (MI4), automatic transmission, Location	17 – A 3
C870	1.6L Duratorq-TDCi (DV) Diesel, Location	19 – A 2

Connectors

Section 700-06-00

	Location	Page/coordinates
C870	1.6L Duratec-16V (Sigma), automatic transmission, Location	20 – A 5
C870	2.0L Duratorq-TDCi (DW) Diesel, Location	22 – B 3
C870	1.8L Duratorq-TDCi (Kent) Diesel, Location	63 – B 2
C870	2.5L Duratec-ST (VI5), generator	
C871	1.4/1.6L Duratec-16V (Sigma), manual transmission, Location	12 – B 4
C871	1.6L Duratec-16V Ti-VCT (Sigma), Location	14 – A 3
C871	1.8/2.0L Duratec-HE (MI4), manual transmission, Location	16 – A 2
C871	1.8/2.0L Duratec-HE (MI4), automatic transmission, Location	17 – A 3
C871	1.6L Duratorq-TDCi (DV) Diesel, Location	19 – A 2
C871	1.6L Duratec-16V (Sigma), automatic transmission, Location	20 – A 5
C871	2.0L Duratorq-TDCi (DW) Diesel, Location	22 – B 3
C871	1.8L Duratorq-TDCi (Kent) Diesel, Location	63 – B 2
C871	2.5L Duratec-ST (VI5), generator	
C872	1.4/1.6L Duratec-16V (Sigma), Location	12 – A 3
C872	1.6L Duratec-16V (Sigma), automatic transmission, Location	20 – A 4
C875	on clutch pedal support	
C878	behind dash panel, centre	
C882	Location	4 – E 3
C886	engine compartment	
C890	LHD, 4-door model, 3-door model/5-door model, Location	37 – D 1
C890	RHD, 4-door model, 3-door model/5-door model, Location	38 – C 1
C890	LHD, wagon, Location	39 – D 3
C890	RHD, wagon, Location	40 – D 3
C890	Coupé-Cabriolet, windshield, top, centre	
C891	LHD, 4-door model, 3-door model/5-door model, Location	37 – E 4
C891	RHD, 4-door model, 3-door model/5-door model, Location	38 – D 5
C891	LHD, wagon, Location	39 – C 5
C891	RHD, wagon, Location	40 – C 5
C892	LHD, 4-door model, 3-door model/5-door model, Location	37 – E 4
C892	RHD, 4-door model, 3-door model/5-door model, Location	38 – D 5
C892	LHD, wagon, Location	39 – C 5
C892	RHD, wagon, Location	40 – C 5
C893	LHD, 4-door model, 3-door model/5-door model, Location	37 – D 1
C893	RHD, 4-door model, 3-door model/5-door model, Location	38 – C 1
C893	LHD, wagon, Location	39 – D 3
C893	RHD, wagon, Location	40 – D 3
C893	Coupé-Cabriolet, windshield, top, centre	
C894	roof, front	
C895	1.8/2.0L Duratec-HE (MI4), manual transmission, Location	16 – B 1
C895	1.8/2.0L Duratec-HE (MI4), automatic transmission, Location	17 – B 1
C896	Location	51 – D 3
C897	Location	5 – E 4
C897	engine compartment	
C898	LHD, wagon, Location	39 – E 5
C898	RHD, wagon, Location	40 – E 5
C899	LHD, wagon, Location	39 – E 5

Connectors

Section 700-06-00

	Location	Page/coordinates
C899	RHD, wagon, Location	40 – E 5
C902	2.5L Duratec–ST (VI5), engine	
C903	1.4/1.6L Duratec–16V (Sigma), Location	12 – B 2
C903	1.6L Duratec–16V Ti–VCT (Sigma), Location	14 – B 3
C903	1.8/2.0L Duratec–HE (MI4), Location	18 – E 4
C903	1.6L Duratec–16V (Sigma), automatic transmission, Location	20 – B 2
C904	1.6L Duratec–16V Ti–VCT (Sigma), Location	14 – A 5
C906	2.0L Duratorq–TDCi (DW) Diesel, Location	23 – D 5
C906	1.6L Duratorq–TDCi (DV) Diesel, Location	21 – F 3
C906	1.8L Duratorq–TDCi (Kent) Diesel, Location	63 – B 5
C911	Location	32 – C 3
C912a	Location	32 – C 3
C912	Location	32 – C 3
C914	cylinder head, 1.8/2.0L Duratec–HE (MI4)	
C915	cylinder head, 1.8/2.0L Duratec–HE (MI4)	
C916	cylinder head, 1.8/2.0L Duratec–HE (MI4)	
C917	cylinder head, 1.8/2.0L Duratec–HE (MI4)	
C920	on steering column	
C921	Location	51 – D 3
C922	in steering wheel	
C923	in steering wheel	
C924	engine, 1.8/2.0L Duratec–HE (MI4)	
C924	engine	
C925	engine, 1.8/2.0L Duratec–HE (MI4)	
C925	engine	
C926	2.0L Duratorq–TDCi (DW) Diesel, Location	23 – E 2
C926	1.6L Duratorq–TDCi (DV) Diesel, Location	21 – E 2
C926	2.5L Duratec–ST (VI5), engine	
C927	engine	
C928	1.8/2.0L Duratec–HE (MI4), automatic transmission, Location	17 – F 2
C928	1.6L Duratec–16V (Sigma), automatic transmission, Location	20 – F 2
C930	Location	32 – E 2
C931	under centre console	
C933	LHD, Location	34 – B 3
C933	RHD, Location	35 – E 3
C934	1.8/2.0L Duratec–HE (MI4), Location	18 – A 4
C937	Location	54 – B 1
C938	Location	54 – B 1
C939a	4–door model/5–door model, wagon, Location	55 – E 1
C939b	4–door model/5–door model, wagon, Location	55 – E 1
C939	3–door model, LH B–pillar	
C939	Coupé–Cabriolet, LH B–pillar	
C940	3–door model, RH B–pillar	
C940	Coupé–Cabriolet, RH B–pillar	
C941	Location	54 – B 4
C942a	4–door model/5–door model, wagon, Location	55 – B 4

Connectors

Section 700-06-00

	Location	Page/coordinates
C942b	4-door model/5-door model, wagon, Location	55 – B 4
C942	3-door model, LH B-pillar	
C942	Coupé-Cabriolet, LH B-pillar	
C943	Location	54 – B 4
C944	3-door model, RH B-pillar	
C944	Coupé-Cabriolet, RH B-pillar	
C945	1.6L Duratorq-TDCi (DV) Diesel, Location	21 – B 4
C945	2.0L Duratorq-TDCi (DW) Diesel, Location	22 – B 5
C946	1.6L Duratorq-TDCi (DV) Diesel, Location	19 – A 4
C947	wagon, Location	46 – A 2
C949	1.6L Duratorq-TDCi (DV) Diesel, engine	
C950	3-door model/5-door model, Location	56 – C 5
C950	4-door model, Location	57 – B 5
C950	wagon, Location	58 – B 5
C950	Coupé-Cabriolet, rear window	
C951	3-door model/5-door model, Location	56 – C 5
C951	4-door model, Location	57 – B 5
C951	wagon, Location	58 – B 5
C951	rear window	
C952	1.4/1.6L Duratec-16V (Sigma), manual transmission, Location	12 – A 3
C952	1.6L Duratec-16V Ti-VCT (Sigma), Location	14 – A 2
C952	1.8/2.0L Duratec-HE (MI4), Location	18 – E 1
C952	1.6L Duratec-16V (Sigma), automatic transmission, Location	20 – A 2
C952	2.5L Duratec-ST (VI5), A/C Compressor	
C953	2.0L Duratorq-TDCi (DW) Diesel, Location	22 – A 5
C953	1.6L Duratorq-TDCi (DV) Diesel, Location	19 – A 5
C954	1.4/1.6L Duratec-16V (Sigma), Location	12 – B 1
C954	1.6L Duratec-16V Ti-VCT (Sigma), Location	14 – B 1
C954	1.8/2.0L Duratec-HE (MI4), manual transmission, Location	16 – C 1
C954	1.8/2.0L Duratec-HE (MI4), automatic transmission, Location	17 – C 1
C954	1.6L Duratorq-TDCi (DV) Diesel, Location	19 – C 1
C954	1.6L Duratec-16V (Sigma), automatic transmission, Location	20 – B 1
C954	2.0L Duratorq-TDCi (DW) Diesel, Location	22 – C 1
C954	1.8L Duratorq-TDCi (Kent) Diesel, Location	63 – E 4
C954	2.5L Duratec-ST (VI5), engine	
C956	1.8/2.0L Duratec-HE (MI4), Location	18 – C 5
C957	1.6L Duratorq-TDCi (DV) Diesel, Location	19 – B 2
C957	2.0L Duratorq-TDCi (DW) Diesel, Location	22 – B 2
C957	1.8L Duratorq-TDCi (Kent) Diesel, Location	64 – F 2
C958	2.0L Duratorq-TDCi (DW) Diesel, Location	22 – A 5
C958	1.6L Duratorq-TDCi (DV) Diesel, engine	
C959	1.4/1.6L Duratec-16V (Sigma), Location	13 – C 1
C959	1.6L Duratec-16V Ti-VCT (Sigma), Location	15 – C 1
C960	1.4/1.6L Duratec-16V (Sigma), Location	13 – C 1
C960	1.6L Duratec-16V Ti-VCT (Sigma), Location	15 – C 2
C963	engine compartment	

Connectors**Section 700-06-00**

	Location	Page/coordinates
C964	cylinder head	
C965	Location	4 – E 3
C970	1.8L Duratorq–TDCi (Kent) Diesel, Location	64 – D 5
C971	3–door model/5–door model, Location	56 – E 4
C971	wagon, Location	58 – E 2
C974	Location	5 – D 2
C978	engine	
C983	2.0L Duratorq–TDCi (DW) Diesel, Location	22 – C 1
C983	1.6L Duratorq–TDCi (DV) Diesel, engine	
C984	2.0L Duratorq–TDCi (DW) Diesel, Location	23 – C 1
C985	under rear seats	
C986	wagon, Location	46 – A 2
C986	except wagon, behind luggage compartment lining, RH side	
C987	Location	48 – B 2
C1001	Location	62 – A 3
C1002	Location	62 – B 5
C1003	Location	62 – B 5
C1005	Location	62 – C 5
C1007	Location	62 – B 1
C1008	Location	62 – C 5
C1009	Location	62 – D 1
C1010	Location	62 – E 2
C1011	Location	62 – D 5
C1012	Location	62 – F 3
C1013	Location	62 – E 5
C1014	Location	62 – F 5
C1015	Location	60 – D 5
C1019	Location	60 – C 5
C1020	in Battery Junction Box (BJB)	
C1430	under centre console	
C2002	in luggage compartment, rear, LH side	
C2003	vehicle rear end, bottom	
C2004	vehicle rear end, LH side	
C2005	vehicle rear end, LH side	
C2006	vehicle rear end, RH side	
C2007	vehicle rear end, RH side	
C2008	vehicle rear end, LH side	
C2009	vehicle rear end, RH side	
C2010	vehicle rear end, LH side	
C2011	vehicle rear end, LH side	
C2012	vehicle rear end, LH side	
C2013	vehicle rear end, RH side	
C2014	vehicle rear end, centre	
C2015	vehicle rear end, LH side	
C2016	vehicle rear end	
C2017	vehicle rear end	

Connectors**Section 700-06-00****Page/coordinates**

	Location
C2023	vehicle rear end
C2024	vehicle rear end, RH side
C2027	vehicle rear end
C2034	in luggage compartment, LH side
C2035	in luggage compartment, LH side
C2036	in luggage compartment, RH side
C2037	in luggage compartment, RH side
C2038	under driver's seat
C2039	driver's seat
C2040	under passenger's seat
C2041	passenger's seat
C2309	2.5L Duratec-ST (VI5), in exhaust system
C2310	2.5L Duratec-ST (VI5), in exhaust system
C2320	in luggage compartment lid, LH side
C2321	in luggage compartment lid, RH side
C2322	in luggage compartment
C2323	in luggage compartment, LH side
C2324	in luggage compartment, LH side
C2325	in luggage compartment
C2430	roof
C2434	in back rest of rear seats
C2578	in luggage compartment
C2579	in luggage compartment
C3058a	in luggage compartment, LH side
C3058b	in luggage compartment, LH side
C3058	in luggage compartment, LH side
C3062	in luggage compartment
C3928	vehicle rear end, LH side
C3929	vehicle rear end, RH side
C3931a	vehicle rear end, LH side
C3931b	vehicle rear end, LH side
C3931	vehicle rear end, LH side
C3932a	vehicle rear end, RH side
C3932b	vehicle rear end, RH side
C3932	vehicle rear end, RH side
C3935a	vehicle rear end, LH side
C3935b	vehicle rear end, LH side
C3935	vehicle rear end, LH side
C3936a	vehicle rear end, RH side
C3936b	vehicle rear end, RH side
C3936	vehicle rear end, RH side

Ground points

Section 700-06-00

	Location	Page/coordinates
G1	1.4/1.6L Duratec-16V (Sigma), Location	12 – F 4
G1	1.6L Duratec-16V Ti-VCT (Sigma), Location	14 – F 4
G1	1.8/2.0L Duratec-HE (MI4), manual transmission, Location	16 – F 4
G1	1.8/2.0L Duratec-HE (MI4), automatic transmission, Location	17 – F 5
G1	1.6L Duratorq-TDCi (DV) Diesel, Location	19 – F 5
G1	1.6L Duratorq-TDCi (DV) Diesel, Location	19 – F 5
G1	1.6L Duratec-16V (Sigma), automatic transmission, Location	20 – F 5
G1	2.0L Duratorq-TDCi (DW) Diesel, Location	22 – F 4
G1	1.8L Duratorq-TDCi (Kent) Diesel, Location	63 – F 4
G1	2.5L Duratec-ST (VI5), engine compartment, LH side	
G6	A-pillar, Driver side	
G7	LHD, Location	34 – A 2
G7	RHD, Location	35 – E 1
G8	1.4/1.6L Duratec-16V (Sigma), manual transmission, Location	12 – C 5
G8	1.4/1.6L Duratec-16V (Sigma), Location	12 – C 5
G8	1.6L Duratec-16V Ti-VCT (Sigma), Location	14 – C 2
G8	1.8/2.0L Duratec-HE (MI4), manual transmission, Location	16 – E 1
G8	1.8/2.0L Duratec-HE (MI4), automatic transmission, Location	17 – D 1
G8	1.6L Duratorq-TDCi (DV) Diesel, Location	19 – D 1
G8	1.4/1.6L Duratec-16V (Sigma), manual transmission, Location	20 – C 5
G8	2.0L Duratorq-TDCi (DW) Diesel, Location	22 – D 1
G8	1.8L Duratorq-TDCi (Kent) Diesel, Location	63 – C 1
G8	2.5L Duratec-ST (VI5), engine compartment	
G12	1.4/1.6L Duratec-16V (Sigma), manual transmission, Location	20 – C 5
G12	Location	27 – E 3
G19	LHD, Location	33 – E 3
G19	RHD, Location	36 – B 1
G20	LHD, Location	33 – E 3
G20	RHD, Location	36 – B 1
G31	Location	5 – B 2
G37	Location	5 – C 5
G39	behind dash panel, passenger side	
G45	Location	26 – D 4
G53	Location	26 – B 4
G55	RHD, Location	7 – C 5
G55	LHD, Location	9 – C 5
G56	RHD, Location	6 – A 1
G56	LHD, Location	8 – A 1
G57	1.6L Duratorq-TDCi (DV) Diesel, Location	19 – F 3
G57	2.0L Duratorq-TDCi (DW) Diesel, Location	22 – F 3
G57	1.8L Duratorq-TDCi (Kent) Diesel, Location	63 – F 2
G57	2.5L Duratec-ST (VI5), engine	
G58	behind dash panel, centre	
G63	behind dash panel, centre	
G68	1.4/1.6L Duratec-16V (Sigma), manual transmission, Location	12 – F 3
G68	1.6L Duratec-16V Ti-VCT (Sigma), Location	14 – F 3

Ground points

Section 700-06-00

	Location	Page/coordinates
G68	1.8/2.0L Duratec-HE (MI4), manual transmission, Location	16 – F 3
G68	1.8/2.0L Duratec-HE (MI4), automatic transmission, Location	17 – F 4
G68	1.4/1.6L Duratec-16V (Sigma), automatic transmission, Location	20 – F 3
G70	Luggage compartment	
G72	LHD, 4-door model, 3-door model/5-door model, Location	37 – E 3
G72	RHD, 4-door model, 3-door model/5-door model, Location	38 – D 3
G72	LHD, wagon, Location	39 – C 2
G72	RHD, wagon, Location	40 – C 2
G72	above rear view mirror, Coupé-Cabriolet	
G74	1.4/1.6L Duratec-16V (Sigma), Location	13 – F 3
G74	1.6L Duratec-16V Ti-VCT (Sigma), Location	15 – F 2
G74	1.8/2.0L Duratec-HE (MI4), Location	18 – F 3
G74	1.6L Duratorq-TDCi (DV) Diesel, Location	21 – F 2
G74	2.0L Duratorq-TDCi (DW) Diesel, Location	23 – F 3
G74	1.8L Duratorq-TDCi (Kent) Diesel, Location	64 – F 3
G74	2.0/2.2L Duratorq-TDCi (Puma) Diesel, engine compartment	
G75	Location	27 – C 4
G77	3-door model/5-door model, Location	41 – B 4
G77	wagon, Location	45 – A 4
G77	4-door model, in luggage compartment, LH side	
G77	Coupé-Cabriolet, in luggage compartment, LH side	
G77	Coupé-Cabriolet, in luggage compartment, LH side	
G78	1.4/1.6L Duratec-16V (Sigma), Location	13 – E 1
G78	1.6L Duratec-16V Ti-VCT (Sigma), Location	15 – D 1
G78	2.0L Duratorq-TDCi (DW) Diesel, Location	18 – D 5
G78	1.6L Duratorq-TDCi (DV) Diesel, Location	21 – D 1
G78	2.0L Duratorq-TDCi (DW) Diesel, Location	23 – F 4
G78	1.8L Duratorq-TDCi (Kent) Diesel, Location	64 – E 4
G78	2.5L Duratec-ST (VI5), engine compartment	
G100	2.5L Duratec-ST (VI5), engine	

Splices**Location**

S2	in luggage compartment, LH side
S5	behind dash panel
S6	A-pillar, passenger side
S7	A-pillar, passenger side
S12	A-pillar, driver side
S14	in luggage compartment
S15	LH A-pillar
S24	behind dash panel
S25	behind dash panel
S41	engine
S42	engine
S48	behind dash panel
S51	dash panel
S53	engine compartment, LH side
S54	engine
S55	engine
S56	behind dash panel
S57	centre console
S59	behind dash panel
S63	engine
S65	engine
S66	engine
S67	engine
S68	engine
S71	behind dash panel
S72	behind dash panel
S73	engine
S74	engine
S81	under centre console
S82	under centre console
S83	behind dash panel
S84	behind dash panel
S85	vehicle floor
S86	vehicle floor
S87	driver's door
S88	engine
S91	in luggage compartment, LH side
S92	in luggage compartment, LH side
S93	behind dash panel, centre
S94	behind dash panel, centre
S95	engine
S98	engine compartment
S99	engine
S103	engine compartment
S105	on steering column
S108	engine compartment

Splices**Location**

S109	engine compartment, RH side
S110	in luggage compartment, LH side
S111	engine bulkhead
S112	vehicle floor
S113	behind dash panel, centre
S114	behind dash panel, centre
S116	behind dash panel
S117	behind dash panel
S118	engine compartment, LH side
S119	engine compartment, LH side
S121	engine compartment, LH side
S122	under hood
S123	under hood
S124	engine compartment, LH side
S127	behind dash panel, centre
S128	behind dash panel, centre
S129	dash panel
S130	dash panel
S132	engine compartment, LH side
S135	behind dash panel
S136	A-pillar, passenger side
S144	rear bumper
S145	rear bumper
S147	in luggage compartment, LH side
S156	behind dash panel
S157	behind dash panel
S158	A-pillar, passenger side
S160	A-pillar, passenger side
S162	engine compartment, LH side
S163	A-pillar, passenger side
S164	engine compartment, LH side
S165	dash panel
S166	dash panel
S171	RH A-pillar
S172	vehicle floor
S175	under centre console
S177	under rear seats, LH side
S178	under rear seats, RH side
S178	under rear seats, LH side
S179	behind dash panel
S180	behind dash panel
S181	behind luggage compartment lining, RH side
S182	under rear seats
S183	under rear seats
S184	under rear seats
S185	under rear seats

Splices**Location**

S187	vehicle underbody
S188	under driver's seat
S190	under rear seats
S192	in liftgate
S193	rear door
S194	in passenger's door
S195	in passenger's door
S196	in liftgate
S197	in driver's door
S198	in driver's door
S199	RH D-pillar
S200	in luggage compartment, LH side
S201	in liftgate, in luggage compartment lid
S203	A-pillar, passenger side
S204	engine
S205	A-pillar, passenger side
S206	roof
S207	on fuel tank
S208	on fuel tank
S213	A-pillar, passenger side
S214	engine
S215	engine
S216	in luggage compartment, LH side
S217	under driver's seat
S219	engine compartment, LH side
S220	engine compartment, LH side
S222	engine compartment, LH side
S223	engine compartment, LH side
S224	engine compartment
S225	engine compartment
S232	dash panel
S240	dash panel, LH side
S241	dash panel, RH side
S1055	engine compartment
S1130	behind dash panel, centre
S1224	behind dash panel
S2000	in luggage compartment, LH side
S2001	in luggage compartment, LH side
S2002	in luggage compartment, LH side
S2003	in luggage compartment, LH side
S2004	in luggage compartment, LH side
S2005	in luggage compartment, LH side
S2010	in luggage compartment lid
S2011	in luggage compartment lid
S2015	in luggage compartment, LH side
S2020	in luggage compartment, LH side

Splices**Location**

S3008	in luggage compartment, LH side
S3009	in luggage compartment, RH side
S3165	behind dash panel, RH side
S3207	in luggage compartment, LH side

Fuses

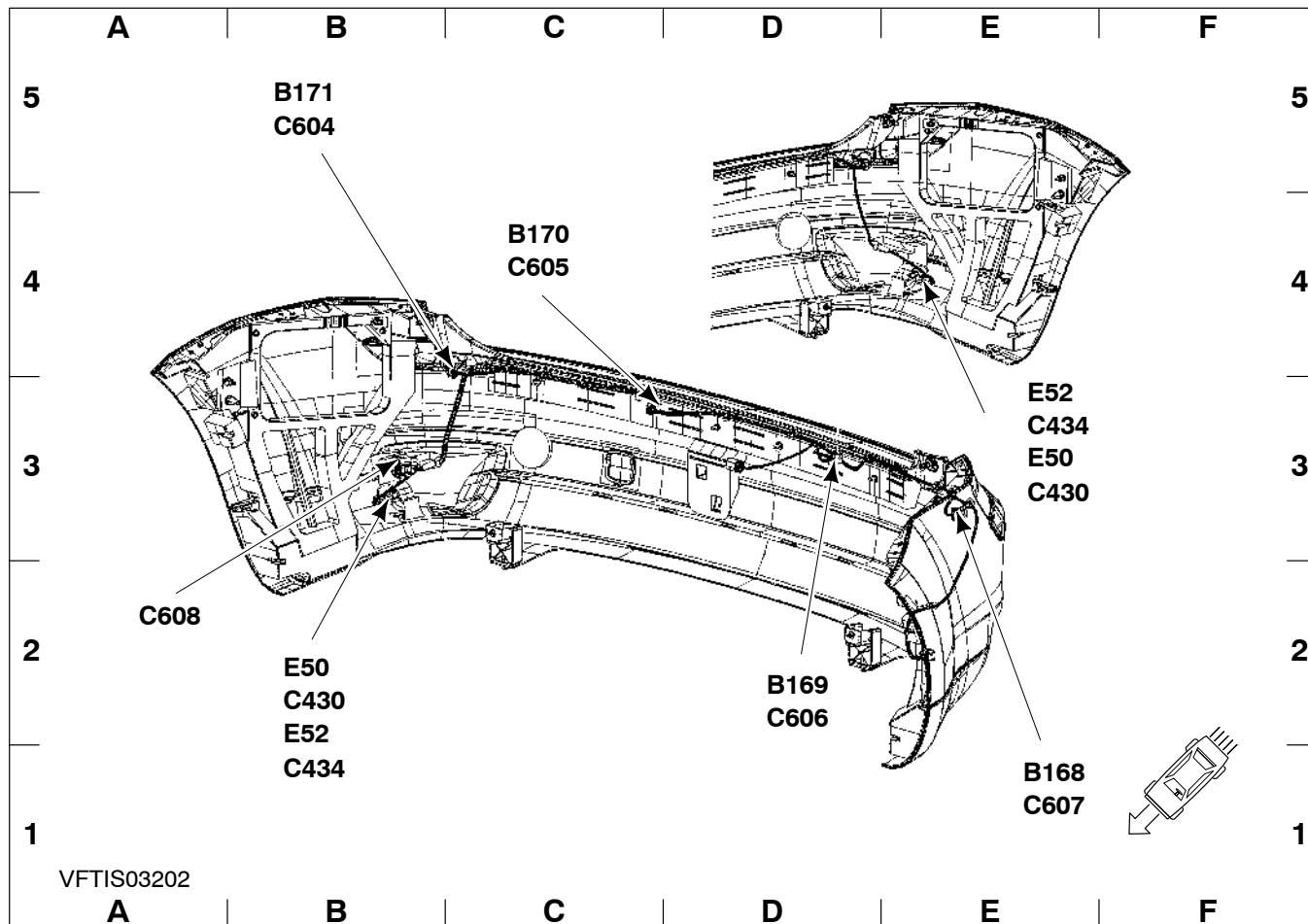
Section 700-06-00

	Location	Page/coordinates
F1	Location	62 – B 2
F2	Location	62 – B 2
F3	Location	62 – B 2
F4	Location	62 – B 3
F5	Location	62 – B 3
F6	Location	62 – B 3
F7	Location	62 – C 2
F8	Location	62 – C 2
F9	Location	62 – C 3
F10	Location	62 – C 3
F11	Location	62 – C 3
F12	Location	62 – C 3
F13	Location	62 – D 3
F14	Location	62 – D 3
F15	Location	62 – D 3
F16	Location	62 – D 3
F17	Location	62 – E 3
F18	Location	62 – E 3
F19	Location	62 – D 2
F20	Location	62 – E 3
F21	Location	62 – E 3
F22	Location	62 – E 3
F23	Location	62 – E 3
F24	Location	62 – E 3
F25	Location	62 – E 3
F26	Location	62 – E 3
F27	Location	62 – E 3
F28	Location	62 – E 3
F29	Location	62 – E 3
F30	Location	62 – E 3
F31	Location	62 – E 3
F32	Location	62 – E 3
F32	Location	62 – F 3
F33	Location	62 – F 3
F34	Location	62 – F 3
F35	Location	62 – F 4
F36	Location	62 – F 4
F100	in Central Junction Box (CJB)	
F101	in Central Junction Box (CJB)	
F102	in Central Junction Box (CJB)	
F103	in Central Junction Box (CJB)	
F104	in Central Junction Box (CJB)	
F105	in Central Junction Box (CJB)	
F106	in Central Junction Box (CJB)	
F107	in Central Junction Box (CJB)	
F108	in Central Junction Box (CJB)	

Fuses**Location**

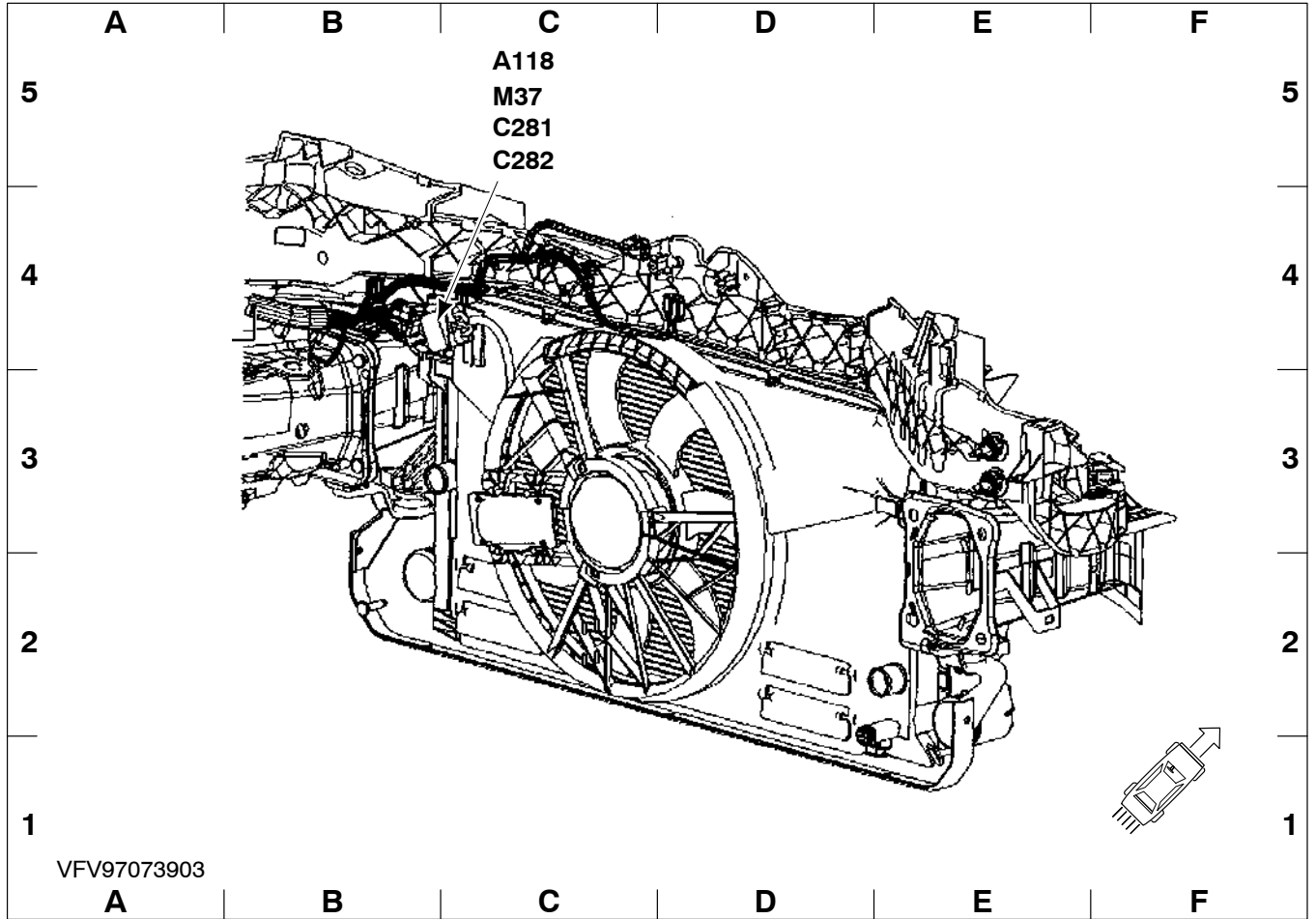
F109	in Central Junction Box (CJB)
F110	in Central Junction Box (CJB)
F111	in Central Junction Box (CJB)
F112	in Central Junction Box (CJB)
F113	in Central Junction Box (CJB)
F114	in Central Junction Box (CJB)
F115	in Central Junction Box (CJB)
F116	in Central Junction Box (CJB)
F117	in Central Junction Box (CJB)
F118	in Central Junction Box (CJB)
F119	in Central Junction Box (CJB)
F120	in Central Junction Box (CJB)
F121	in Central Junction Box (CJB)
F122	in Central Junction Box (CJB)
F123	in Central Junction Box (CJB)
F124	in Central Junction Box (CJB)
F125	in Central Junction Box (CJB)
F126	in Central Junction Box (CJB)
F127	in Central Junction Box (CJB)
F129	in Central Junction Box (CJB)
F131	in Central Junction Box (CJB)
F132	in Central Junction Box (CJB)
F133	in Central Junction Box (CJB)
F134	in Central Junction Box (CJB)
F135	in Central Junction Box (CJB)
F136	in Central Junction Box (CJB)
F137	in Central Junction Box (CJB)
F138	in Central Junction Box (CJB)
F139	in Central Junction Box (CJB)
F140	in Central Junction Box (CJB)
F141	in Central Junction Box (CJB)
F142	in Central Junction Box (CJB)
F143	in Central Junction Box (CJB)
F1000	Battery

Section 700-06-00**Page/coordinates**



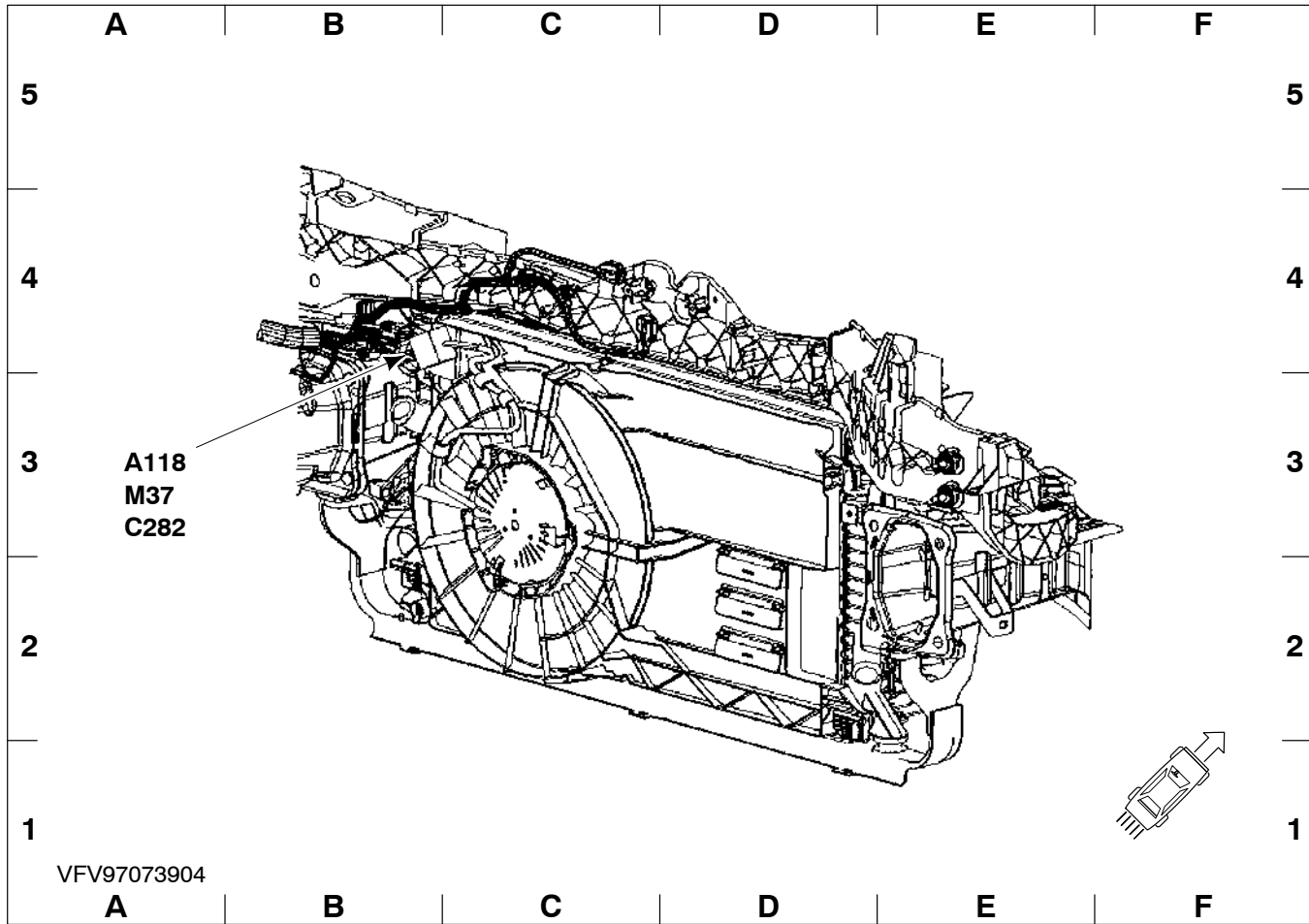
rear bumper

B168 .	Parking aid sensor, rear, outer left	E 1	C605	C 4
B169 .	Parking aid sensor, rear, inner left	D 2	C606	D 2
B170 .	Parking aid sensor, rear, inner right	C 4	C607	E 1
B171 .	Parking aid sensor, rear, outer right	B 5	C608	A 2
C430			B 2	E50 ..	Reversing lamp
C430			E 3	E50 ..	Reversing lamp
C434			B 1	E52 ..	Rear fog lamp
C434			E 3	E52 ..	Rear fog lamp
C604			B 5		



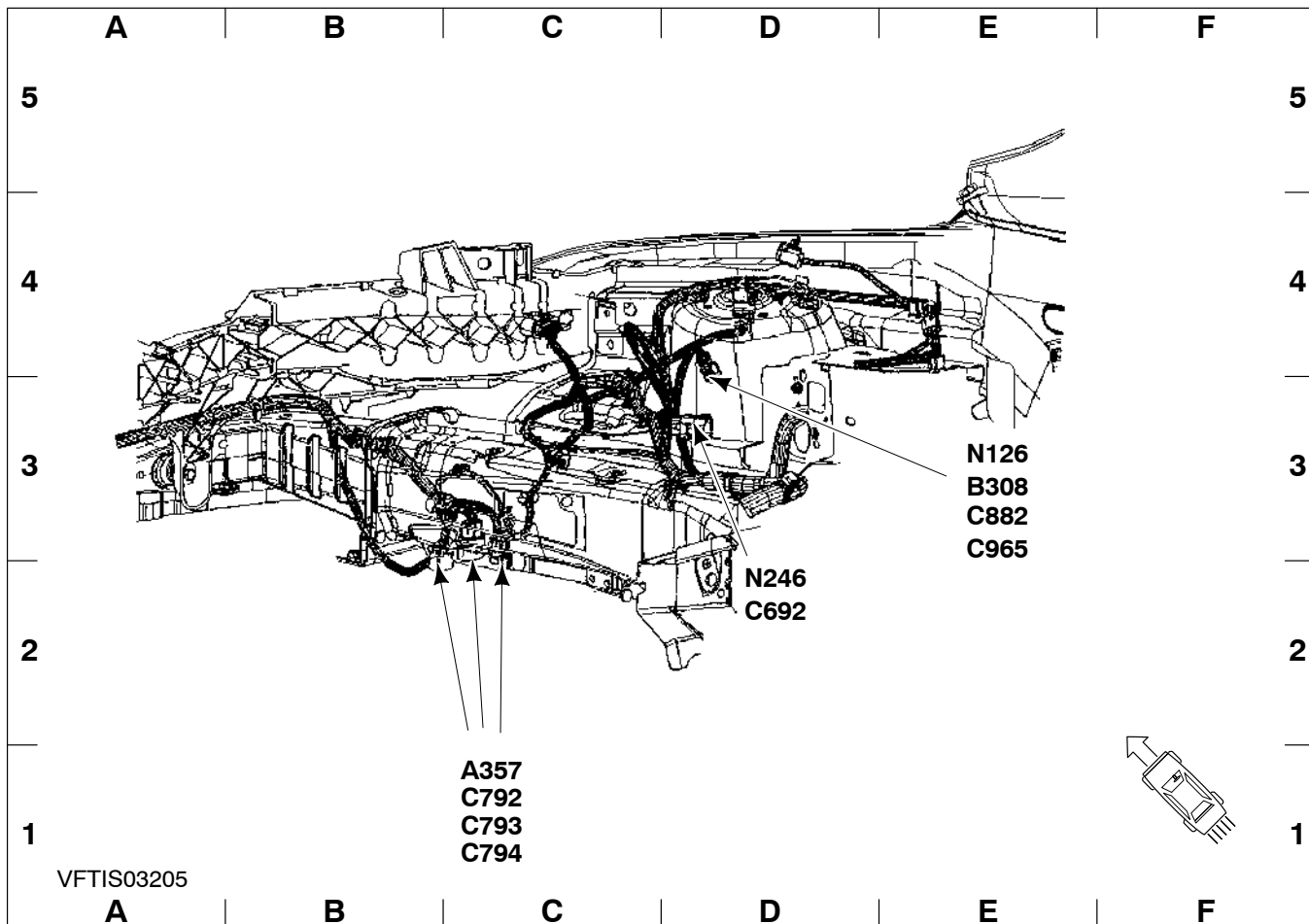
radiator, petrol engines

A118 . Cooling fan module	C 5	C282	C 5
C281	C 5	M37 . Cooling fan motor	C 5



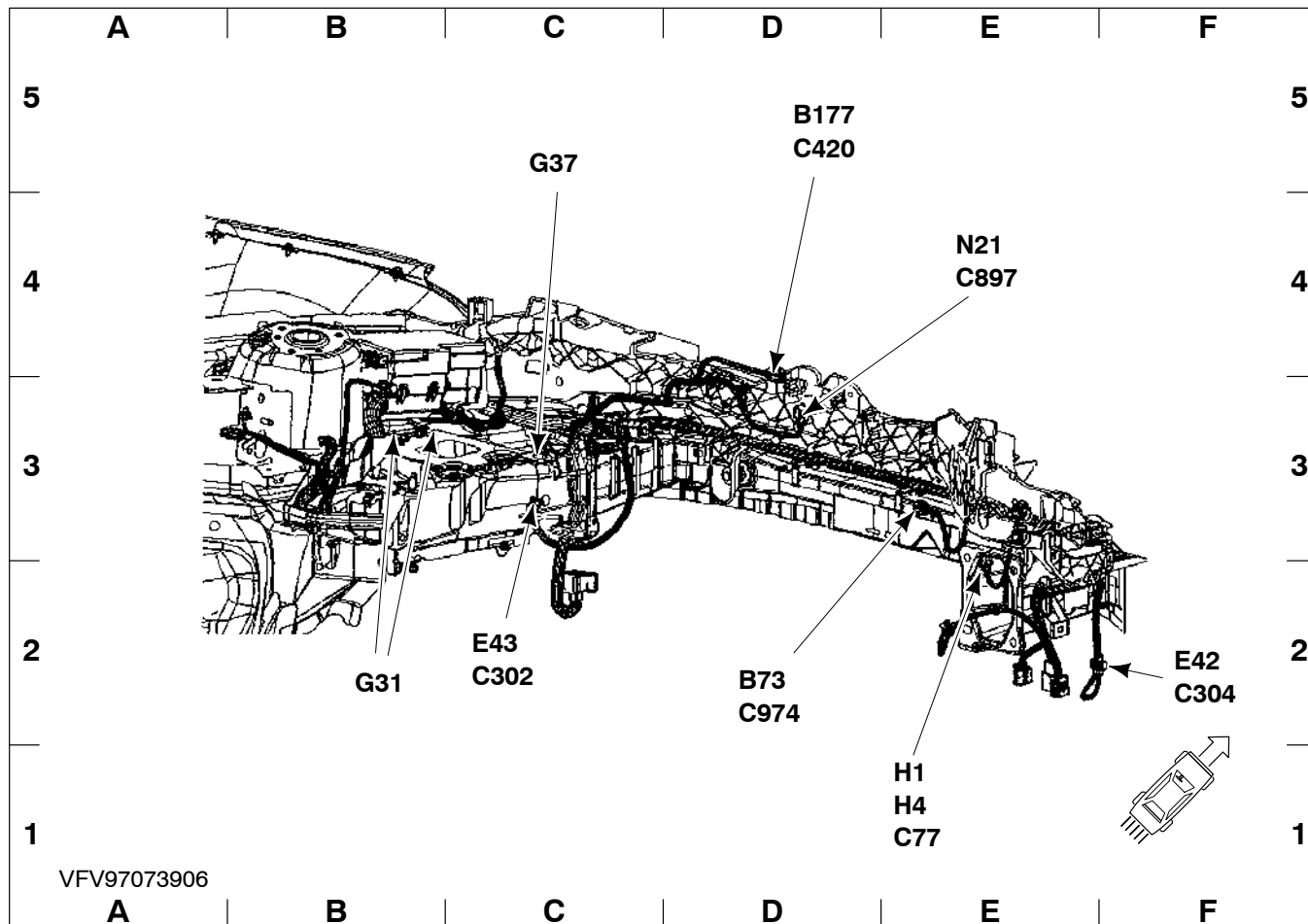
radiator, Diesel engines

A118 . Cooling fan module	A 3	M37 . Cooling fan motor	A 3
C282	A 3		



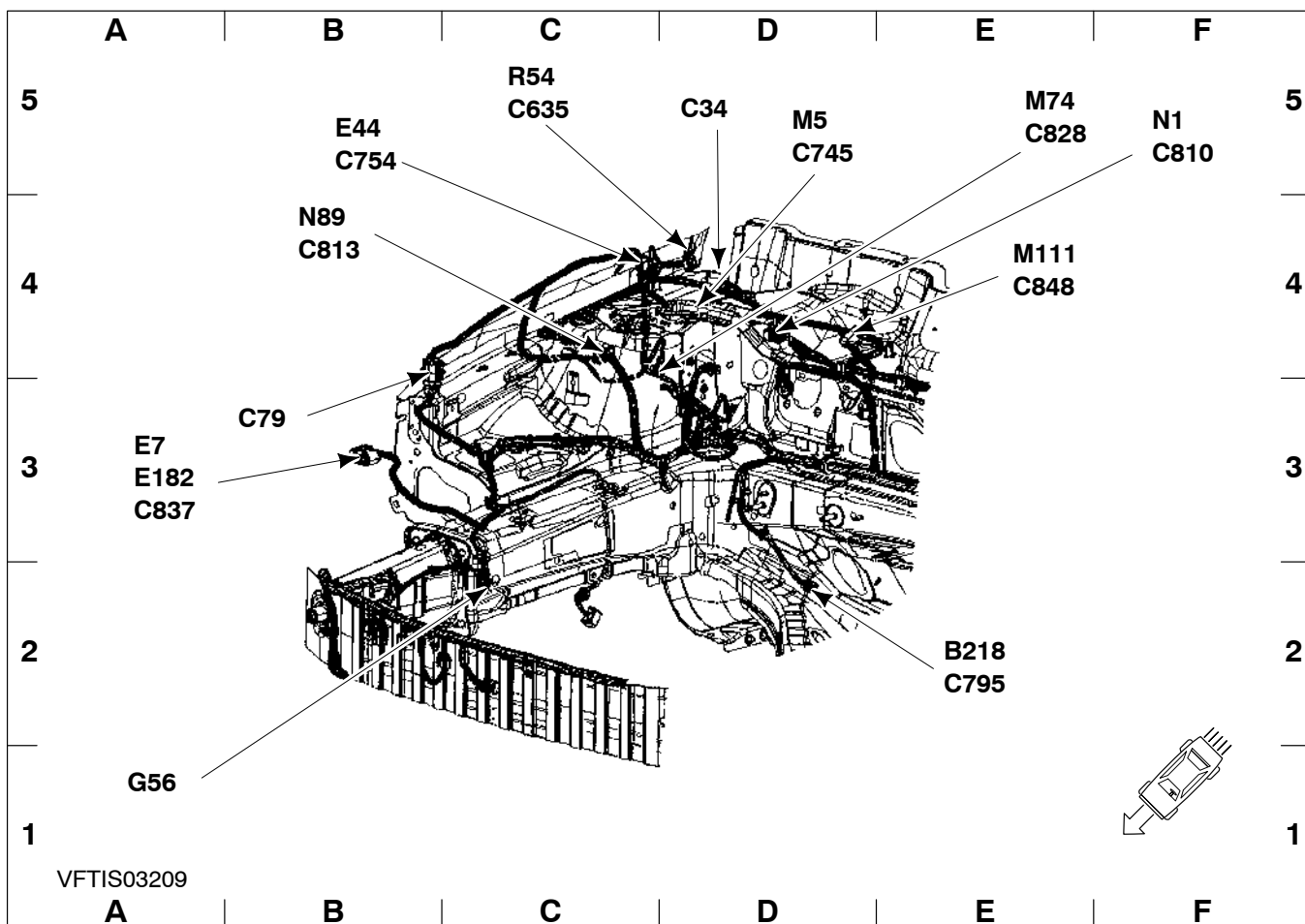
engine compartment, RH side, front

A357 . Electrical Hydraulic Power Assist Steering (EHPAS) module	C 1	C794	C 1
B308 . A/C pressure sensor	E 3	C882	E 3
C692	D 2	C965	E 3
C792	C 1	N126 . A/C high-pressure switch	E 3
C793	C 1	N246 . A/C low-pressure switch	D 2



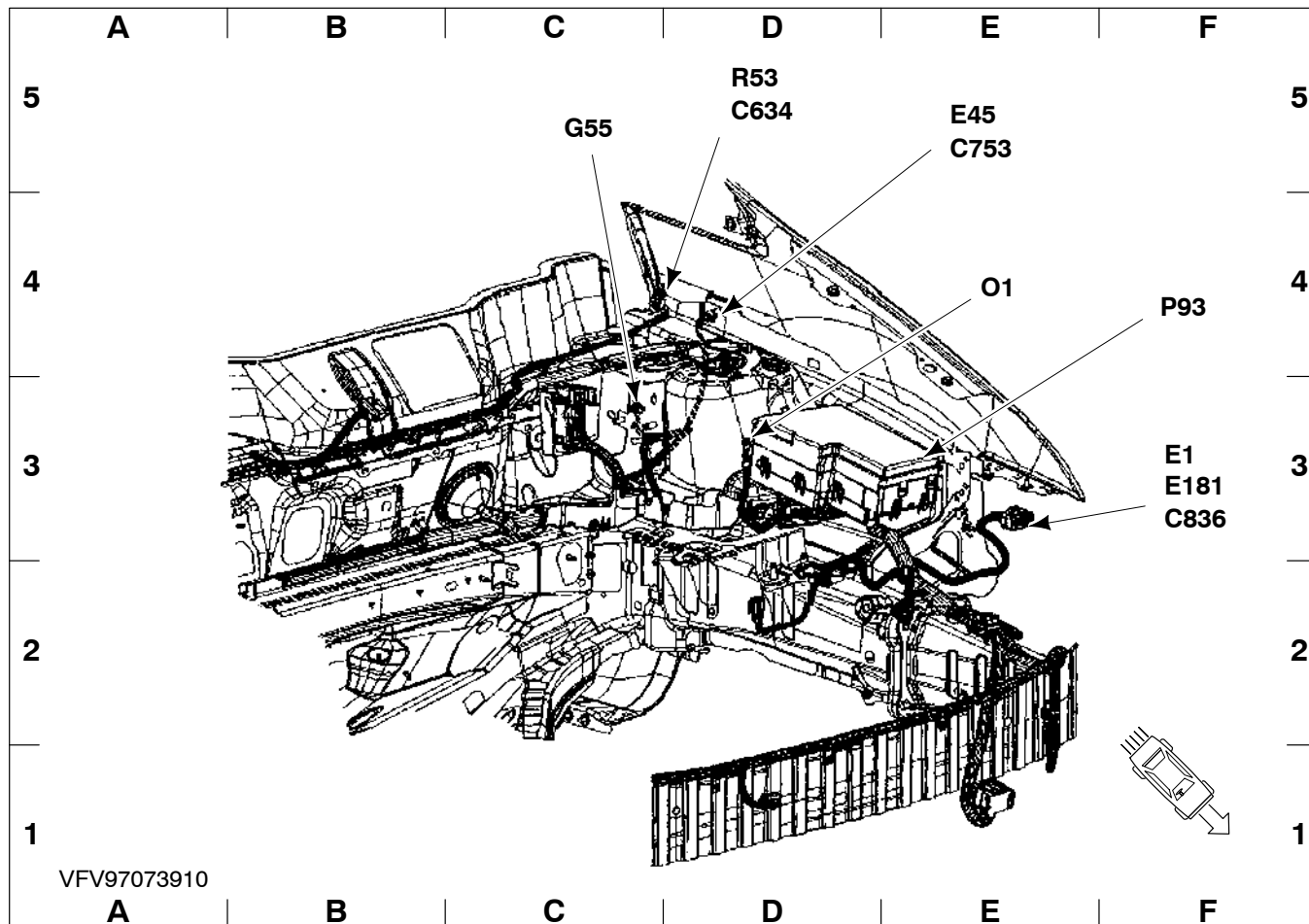
engine compartment, LH side, front

B73 .. Outside air temperature sensor	D 2	E42 .. Fog lamp, RH front	F 2
B177 .. Crash sensor	D 5	E43 .. Fog lamp, LH front	C 2
C77	E 1	G31	B 2
C302	C 2	G37	C 5
C304	F 2	H1 ... Horn	E 1
C420	D 5	H4 ... Second horn	E 1
C897	E 4	N21 .. Engine compartment switch	E 4
C974	D 2		



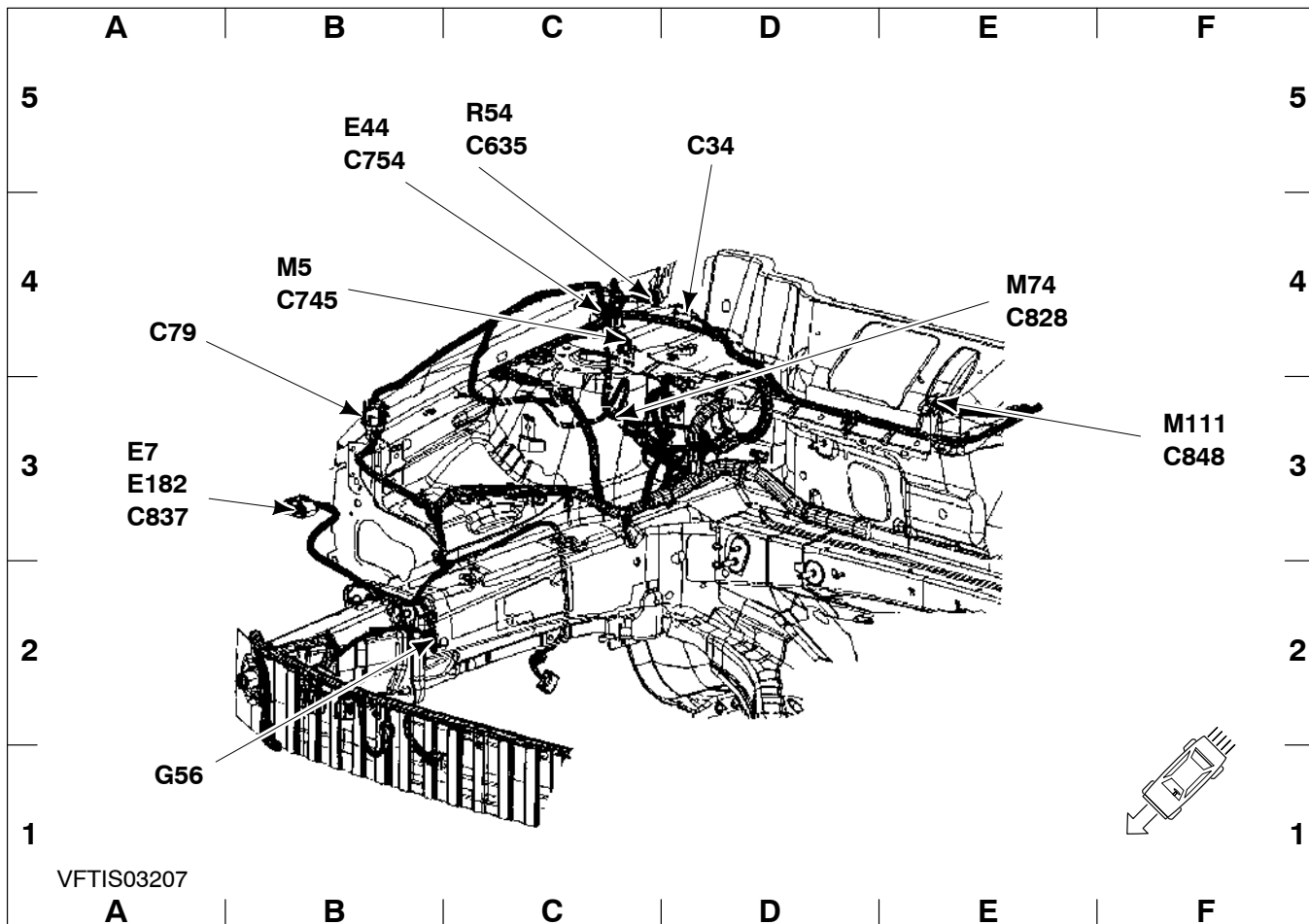
engine compartment, RH side, RHD

B218 . Steering column position sensor	E 2	E7 . . . Headlamp, RH side	A 3
C34	D 5	E44 . . Side turn signal lamp, RH side	B 5
C79	B 3	E182 . High intensity discharge headlamp, RH side	A 3
C635	C 5	G56	A 1
C745	D 5	M5 . . Headlamp washer pump	D 5
C754	B 5	M74 . Two-way washer pump motor	E 5
C795	E 2	M111 . Windshield wiper motor	E 4
C810	F 5	N1 . . Brake fluid level switch	F 5
C813	B 4	N89 . . Low cleaning water level switch	B 4
C828	E 5	R54 . . Windshield heater, RH side	C 5
C837	A 3		
C848	E 4		



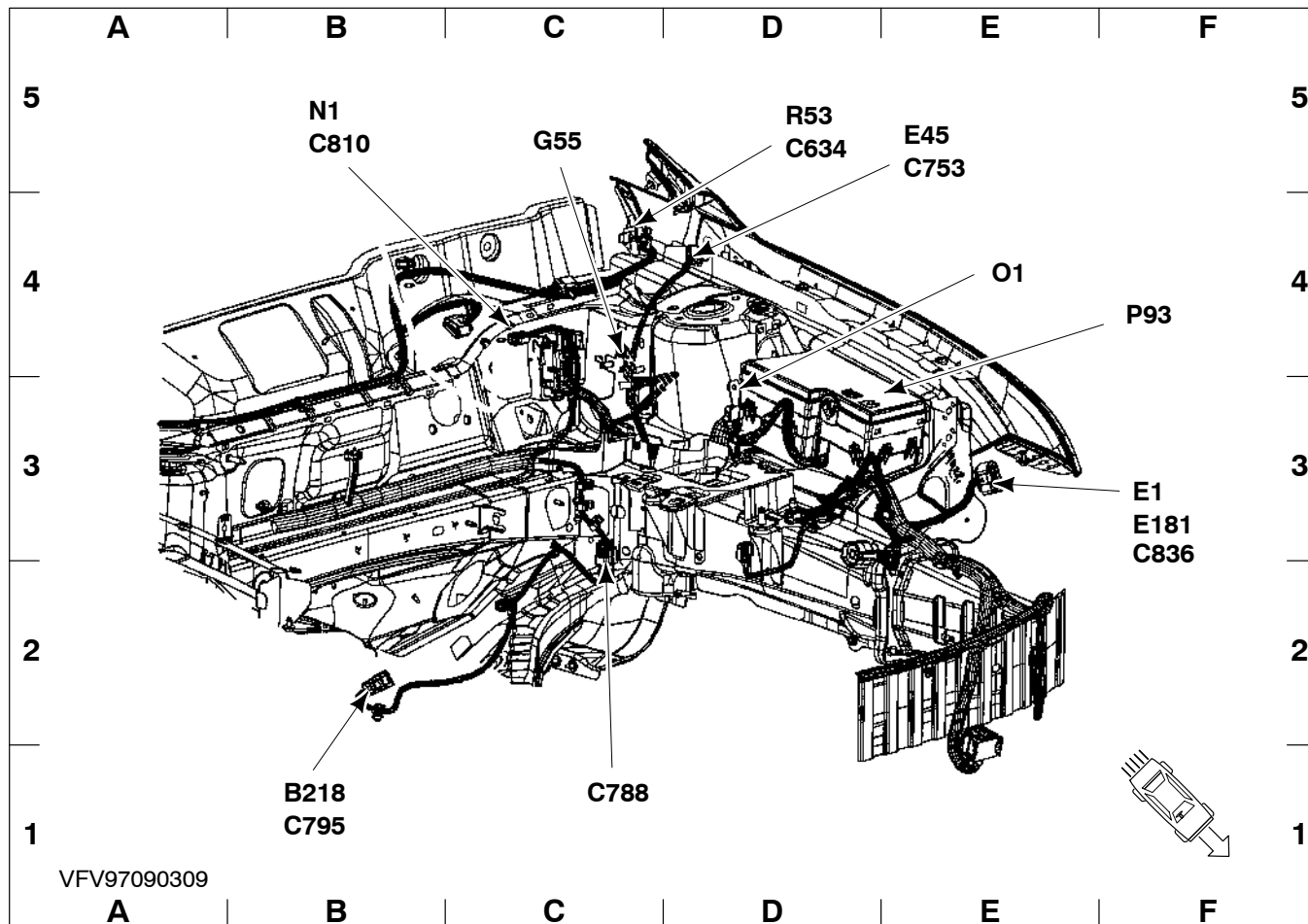
engine compartment, LH side, RHD

C634	D 5	G55	C 5
C753	E 5	O1 ... Battery	E 4
C836	F 3	P93 .. Battery Junction Box (BJB)	F 4
E1 ... Headlamp, LH side	F 3	R53 .. Windshield heater, LH side	D 5
E45 .. Side turn signal lamp, LH side	E 5		
E181 . High intensity discharge headlamp, LH side	F 3		



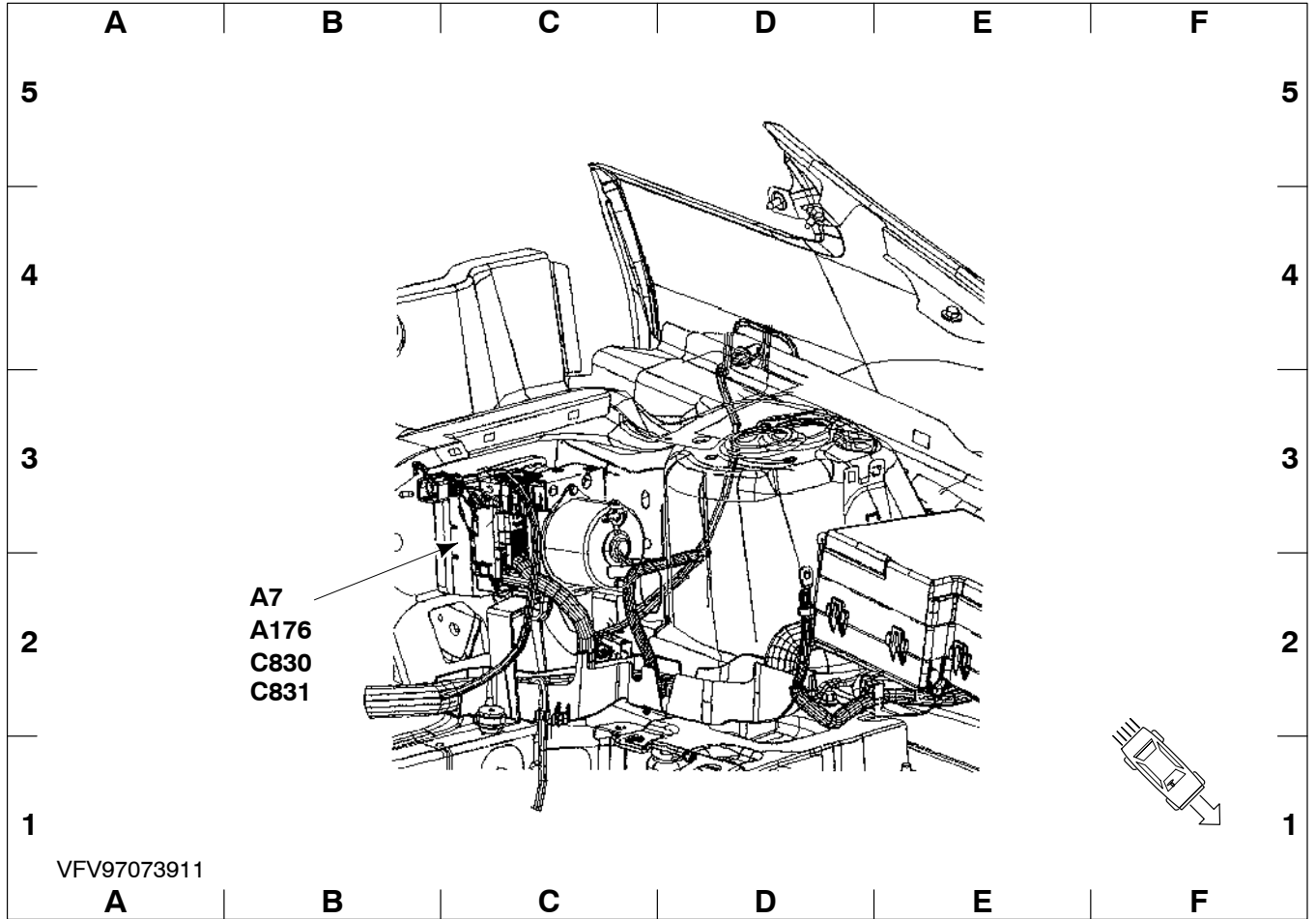
engine compartment, RH side, LHD

C34	D 5	E44 ..	Side turn signal lamp, RH side	B 5
C79	A 4	E182 ..	High intensity discharge headlamp, RH side	A 3
C635	C 5	G56	Headlamp, RH side	A 1
C745	B 4	M5 ..	Headlamp washer pump	B 4
C754	B 5	M74 ..	Two-way washer pump motor	E 4
C828	E 4	M111	Windshield wiper motor	F 3
C837	A 3	R54 ..	Windshield heater, RH side	C 5
C848	F 3			
E7 ...	A 3			



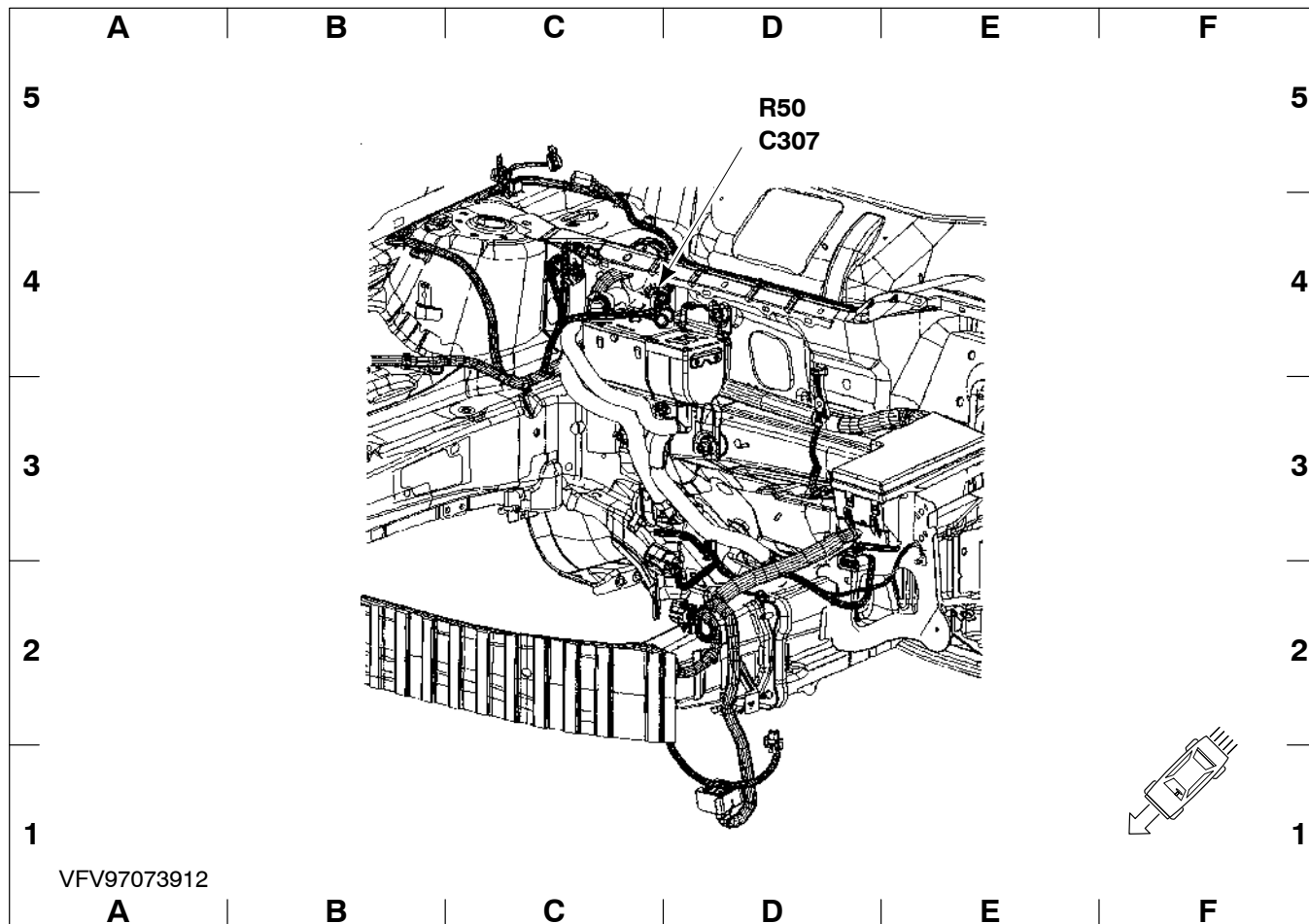
engine compartment, LH side, LHD

B218 . Steering column position sensor	B 1	E45 .. Side turn signal lamp, LH side	E 5
C634	D 5	E181 . High intensity discharge headlamp, LH side	F 3
C753	E 5	G55	C 5
C788	C 1	N1 ... Brake fluid level switch	B 5
C795	B 1	O1 ... Battery	E 4
C810	B 5	P93 .. Battery Junction Box (BJB)	F 4
C836	F 3	R53 .. Windshield heater, LH side	D 5
E1 ... Headlamp, LH side	F 3		



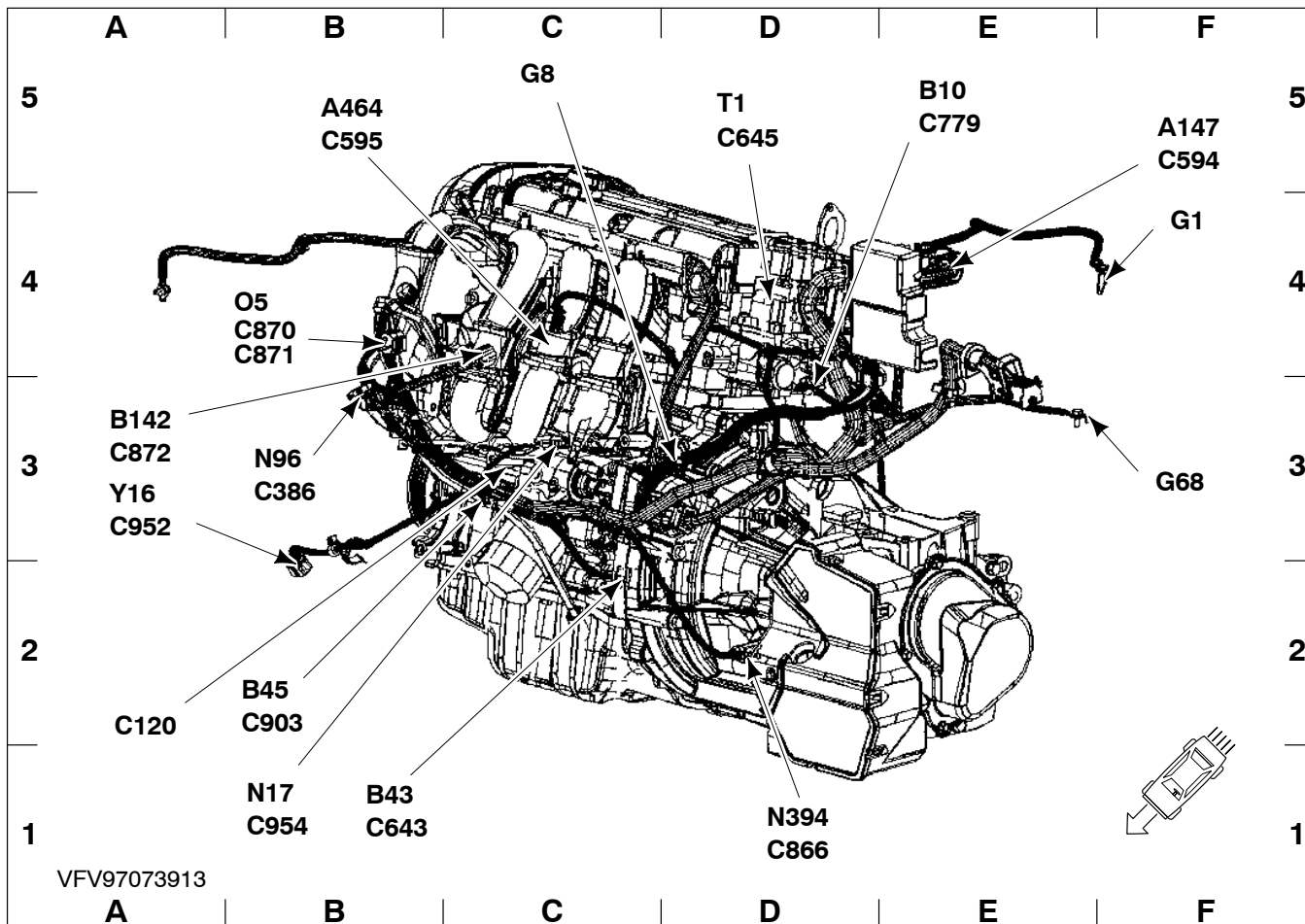
engine compartment, LH side, rear

A7 . . .	ABS module	B 2	C830	B 2
A176 .	Electronic Stability Program (ESP) module	B 2	C831	B 2



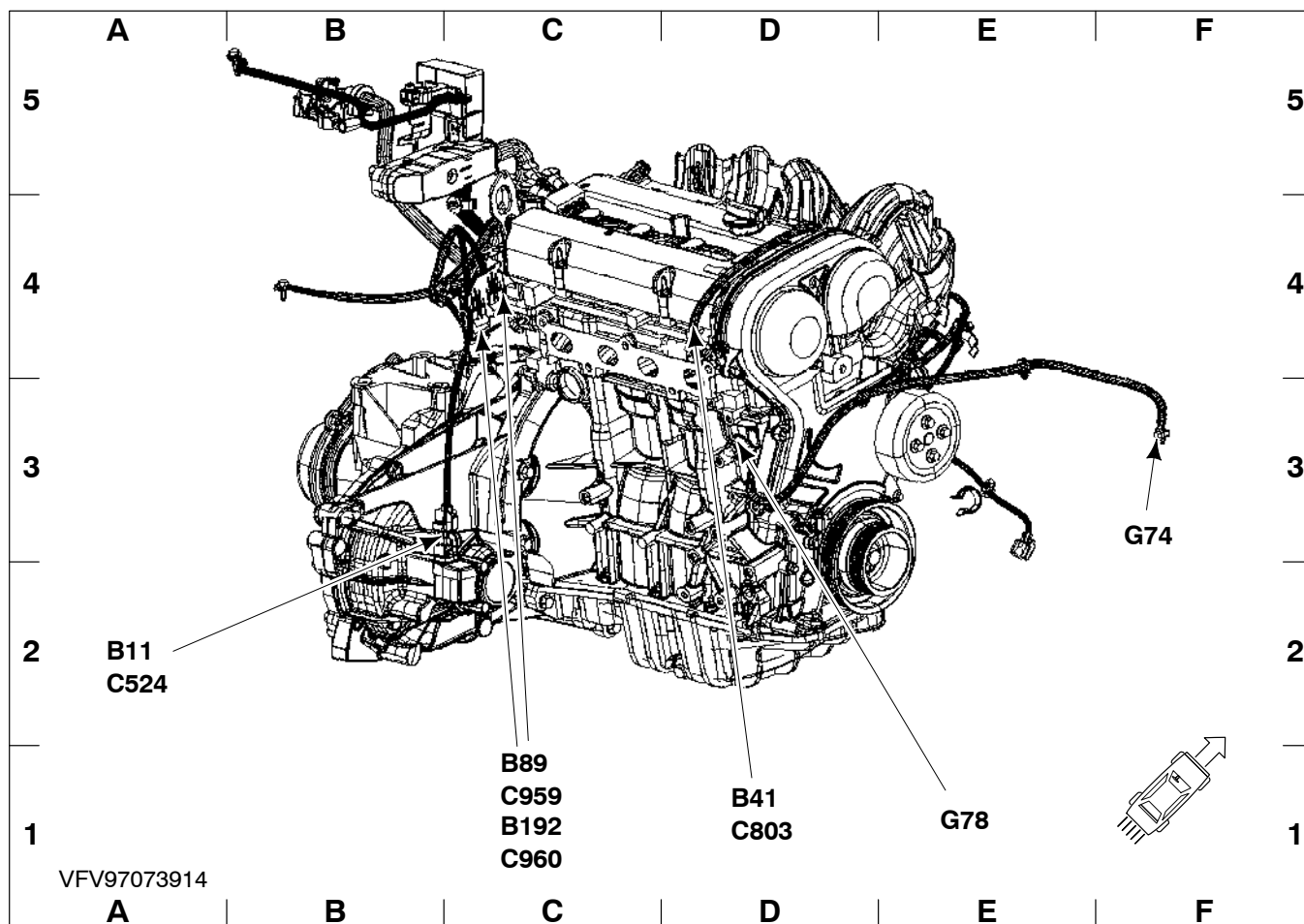
engine bulkhead

C307	D 5	R50 ..	Booster heater	D 5
------------	-----	--------	----------------------	-----



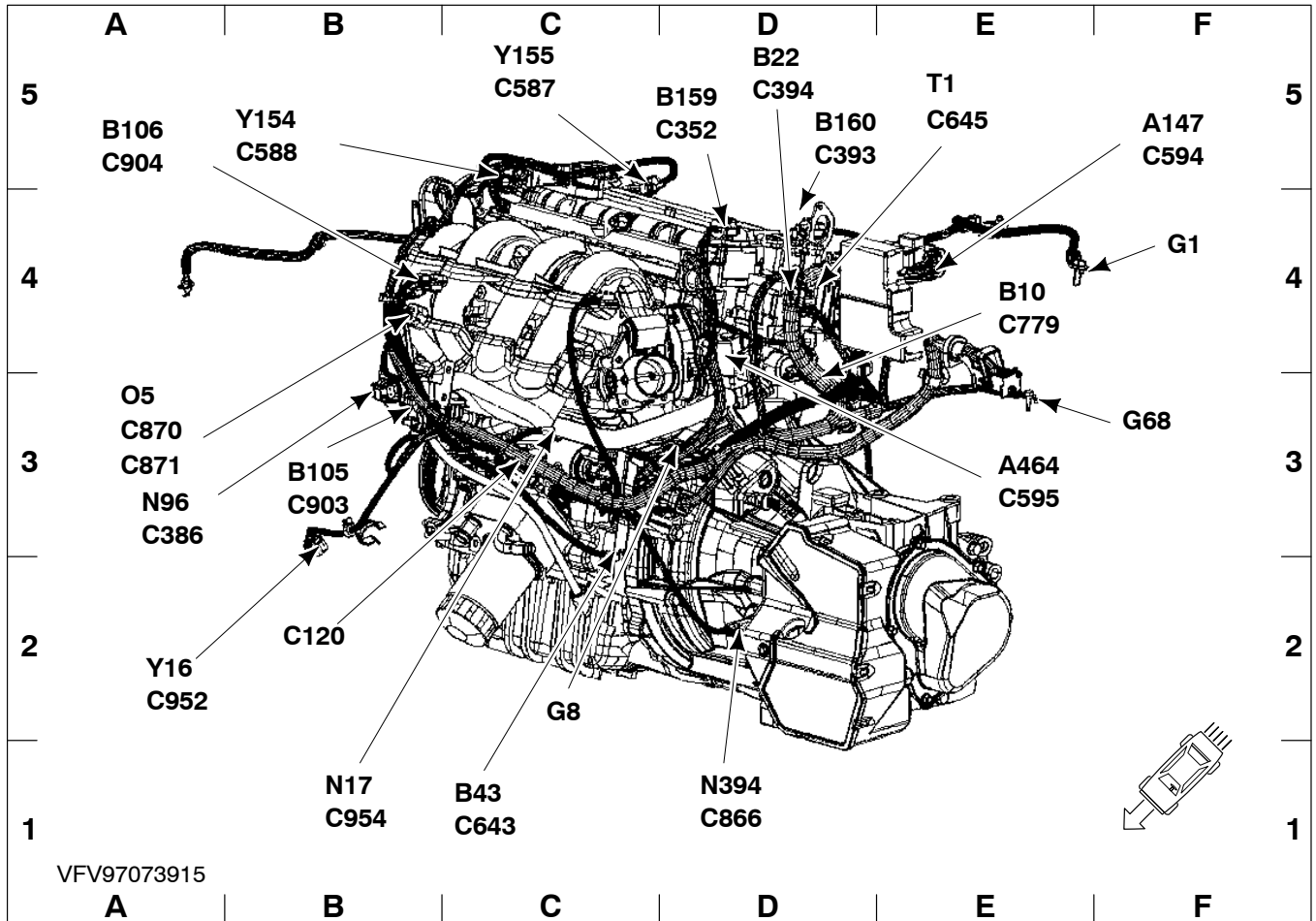
engine, front, 1.4/1.6L Duratec-16V (Sigma)

A147 . Powertrain control module (PCM)	F 5	C866	D 1
A464 . Electronic Throttle Control (ETC) module	B 5	C870	B 4
B10 . . Engine Coolant Temperature (ECT) sensor	E 5	C871	B 4
B43 . . Crankshaft position sensor	B 1	C872	A 3
B45 . . Knock sensor	B 2	C903	B 2
B142 . Temperature manifold absolute pressure sensor	A 3	C952	A 3
C120	A 2	C954	B 1
C386	B 3	G1	F 4
C594	F 5	G8	C 5
C595	B 5	G68	F 3
C643	B 1	N17 . . Oil pressure switch	B 1
C645	D 5	N96 . . Power steering pressure switch	B 3
C779	E 5	N394 . Reversing lamp switch	D 1
		O5 . . Generator	B 4
		T1 . . Ignition coil	D 5
		Y16 . . A/C Compressor clutch	A 3



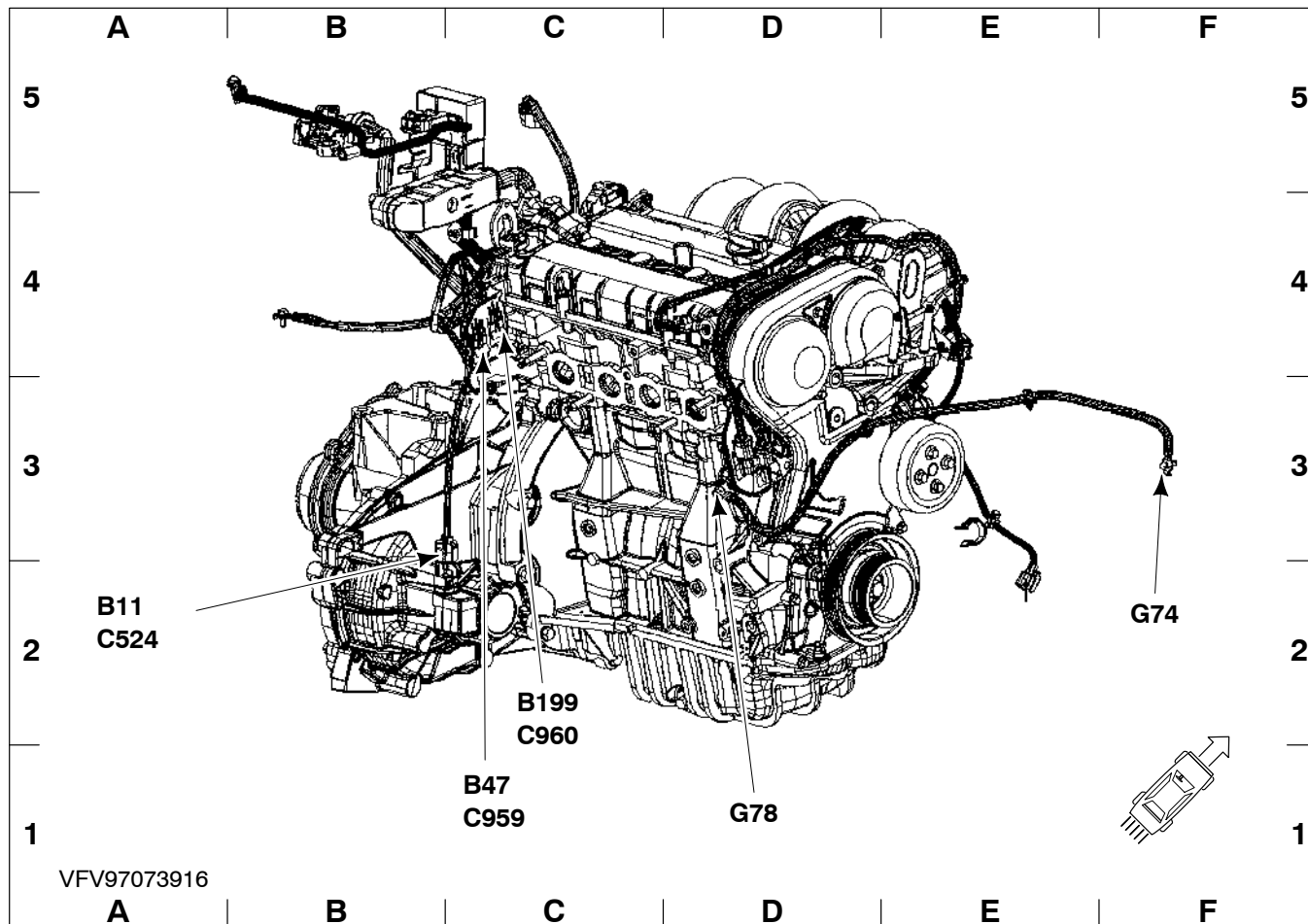
engine, rear, 1.6L Duratec-16V (Sigma)

B11 .. Vehicle speed sensor (VSS)	A 2	C803	D 1
B41 .. Camshaft position sensor	D 1	C959	C 1
B89 .. Pre-catalyst heated oxygen sensor (HO2S)	C 1	C960	C 1
B192 .. Catalyst monitor sensor	C 1	G74	F 3
C524	A 2	G78	E 1



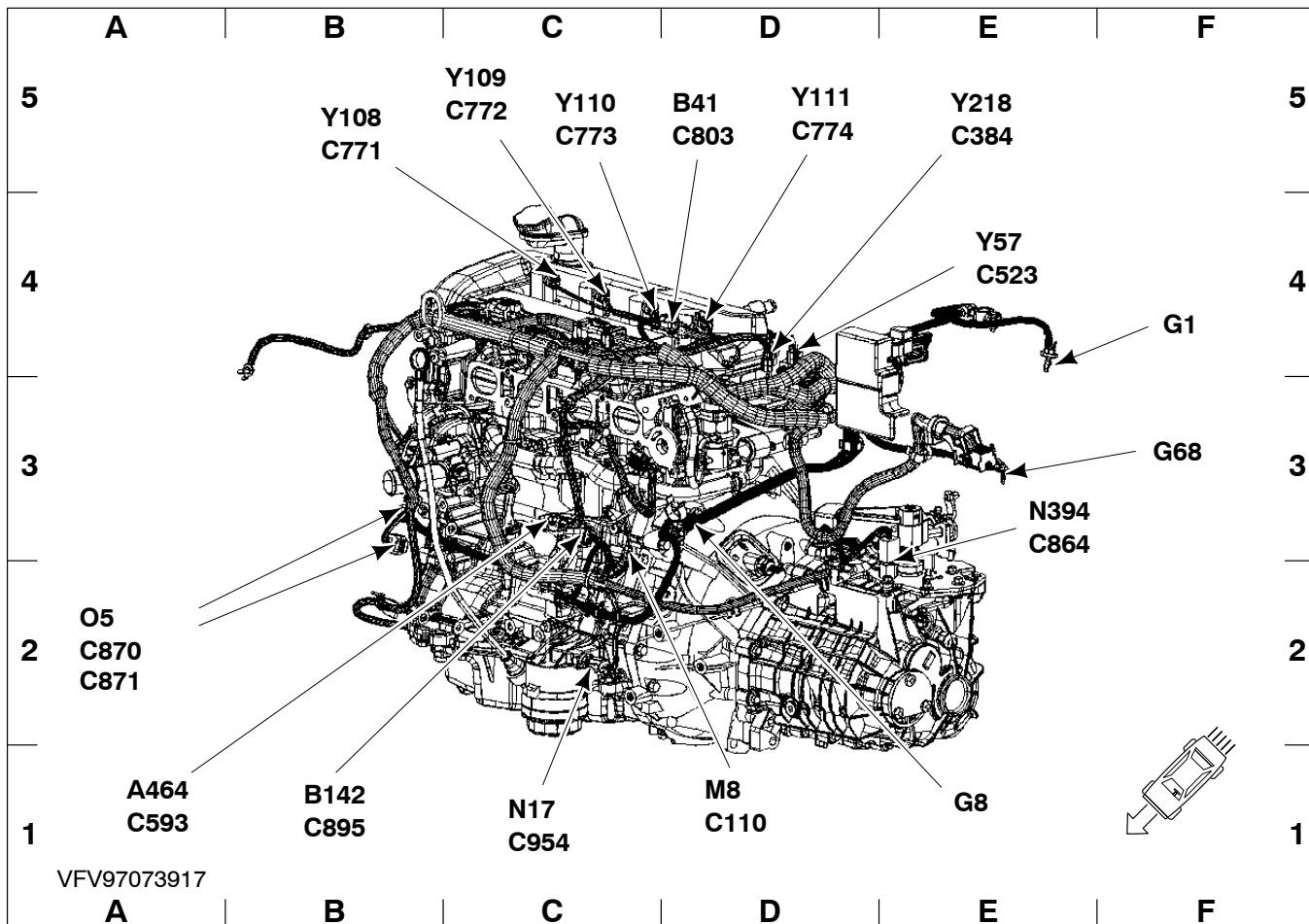
engine, front, 1.6L Duratec-16V Ti-VCT (Sigma)

A147 . Powertrain control module (PCM)	F 5	C645	E 5
A464 . Electronic Throttle Control (ETC) module	E 3	C779	E 4
B10 . . Engine Coolant Temperature (ECT) sensor	E 4	C866	D 1
B22 . . Mass Air Flow (MAF) sensor	D 5	C870	A 3
B43 . . Crankshaft position sensor	C 1	C871	A 3
B105 . Knock sensor 1	B 3	C903	B 3
B106 . Knock sensor 2	A 5	C904	A 5
B159 . Camshaft sensor, inlet	D 5	C952	A 2
B160 . Camshaft sensor, outlet	D 5	C954	B 1
C120	B 2	G1	F 4
C352	D 5	G8	C 2
C386	A 3	G68	F 3
C393	D 5	N17 . . Oil pressure switch	B 1
C394	D 5	N96 . . Power steering pressure switch	A 3
C587	C 5	N394 . Reversing lamp switch	D 1
C588	B 5	O5 . . . Generator	A 3
C594	F 5	T1 . . . Ignition coil	E 5
C595	E 3	Y16 . . A/C Compressor clutch	A 2
C643	C 1	Y154 . Camshaft timing actuator, inlet	B 5
		Y155 . Camshaft timing actuator, outlet	C 5



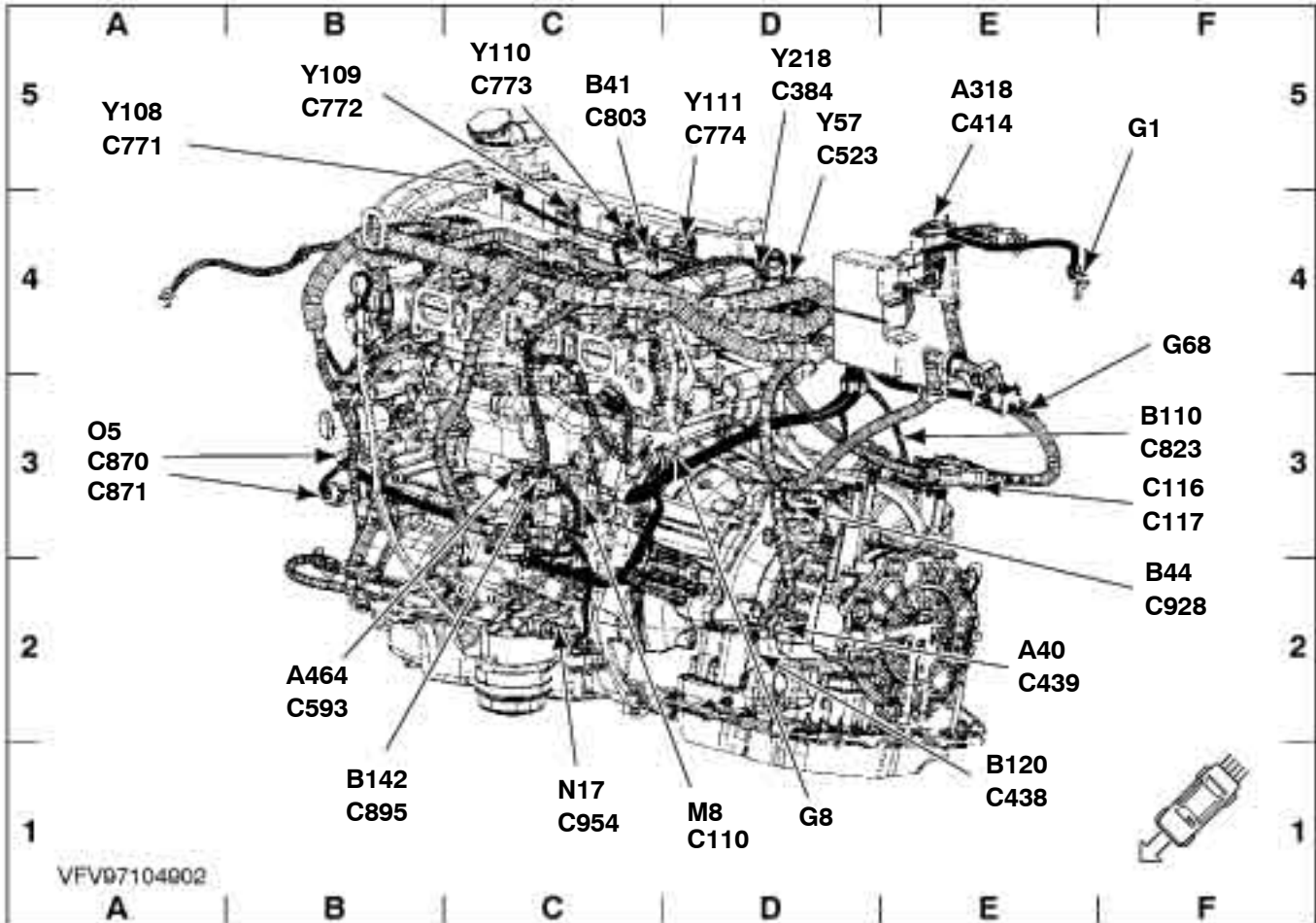
engine, rear, 1.6L Duratec-16V Ti-VCT (Sigma)

B11 .. Vehicle speed sensor (VSS)	A 2	C959	C 1
B47 .. Pre-catalyst heated oxygen sensor (HO2S), LH	C 1	C960	C 2
B199 . Catalyst monitor sensor, LH side	C 2	G74	F 2
C524	A 2	G78	D 1



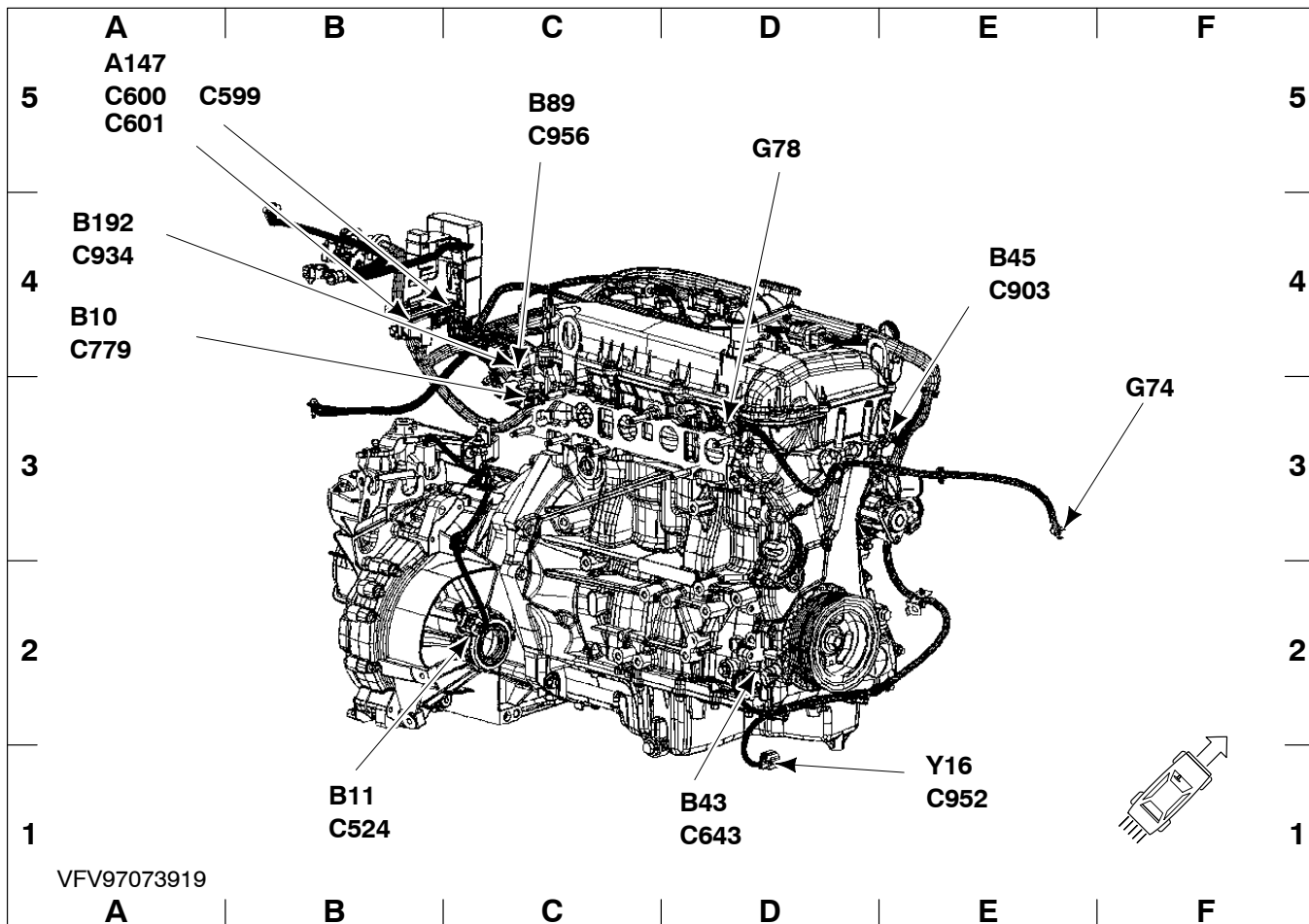
engine, front, 1.8/2.0L Duratec-HE (MI4), manual transmission

A464 . Electronic Throttle Control (ETC) module	A 1	C871	A 2
B41 . . Camshaft position sensor	D 5	C895	B 1
B142 . Temperature manifold absolute pressure sensor	B 1	C954	C 1
C110	D 1	G1	F 4
C384	E 5	G8	E 1
C523	E 4	G68	F 3
C593	A 1	M8 . . Starter motor	D 1
C771	B 5	N17 . . Oil pressure switch	C 1
C772	C 5	N394 . Reversing lamp switch	E 3
C773	C 5	O5 . . Generator	A 2
C774	D 5	Y57 . . Swirl control solenoid valve	E 4
C803	D 5	Y108 . Fuel injector 1	B 5
C864	E 3	Y109 . Fuel injector 2	C 5
C870	A 2	Y110 . Fuel injector 3	C 5
		Y111 . Fuel injector 4	D 5
		Y218 . Inlet air control valve solenoid	E 5



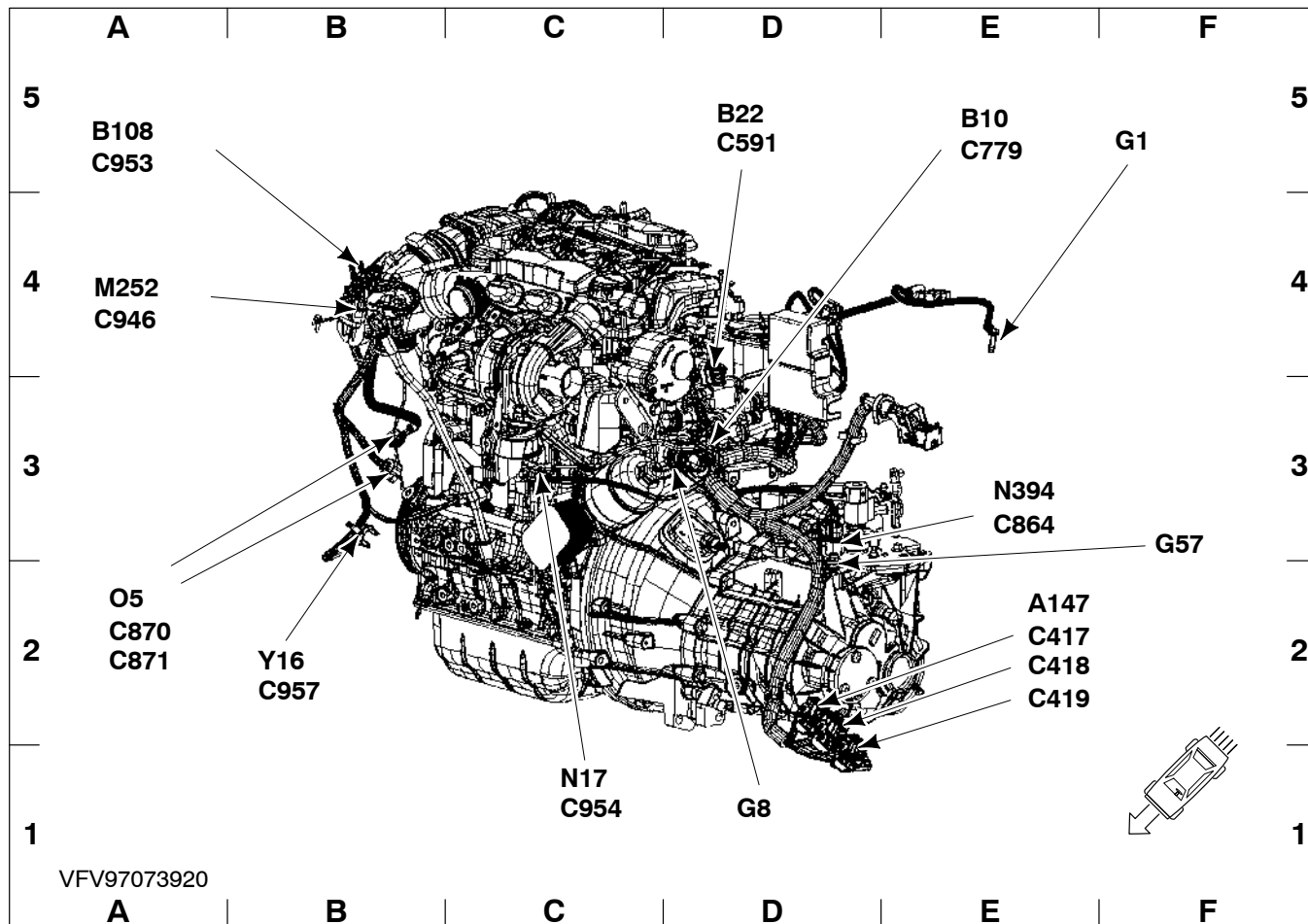
engine, front, 1.8/2.0L Duratec-HE (MI4), automatic transmission

A40 . . . Transmission hardware unit	E 2	C773	C 5
A318 . . . Transmission control module (TCM)	E 5	C774	D 5
A464 . . . Electronic Throttle Control (ETC) module	B 2	C803	C 5
B41 . . . Camshaft position sensor	C 5	C823	F 3
B44 . . . Turbine Shaft Speed (TSS) sensor	F 2	C870	A 3
B110 . . . Output Shaft Speed (OSS) sensor	F 3	C871	A 3
B120 . . . Transmission range sensor	E 1	C895	B 1
B142 . . . Temperature manifold absolute pressure sensor	B 1	C928	F 2
C110	D 1	C954	C 1
C116	F 3	G1	F 5
C117	F 3	G8	D 1
C384	D 5	G68	F 4
C414	E 5	M8 . . . Starter motor	D 1
C438	E 1	N17 . . . Oil pressure switch	C 1
C439	E 2	O5 . . . Generator	A 3
C523	D 5	Y57 . . Swirl control solenoid valve	D 5
C593	B 2	Y108 . Fuel injector 1	A 5
C771	A 5	Y109 . Fuel injector 2	B 5
C772	B 5	Y110 . Fuel injector 3	C 5
		Y111 . Fuel injector 4	D 5
		Y218 . Inlet air control valve solenoid	D 5



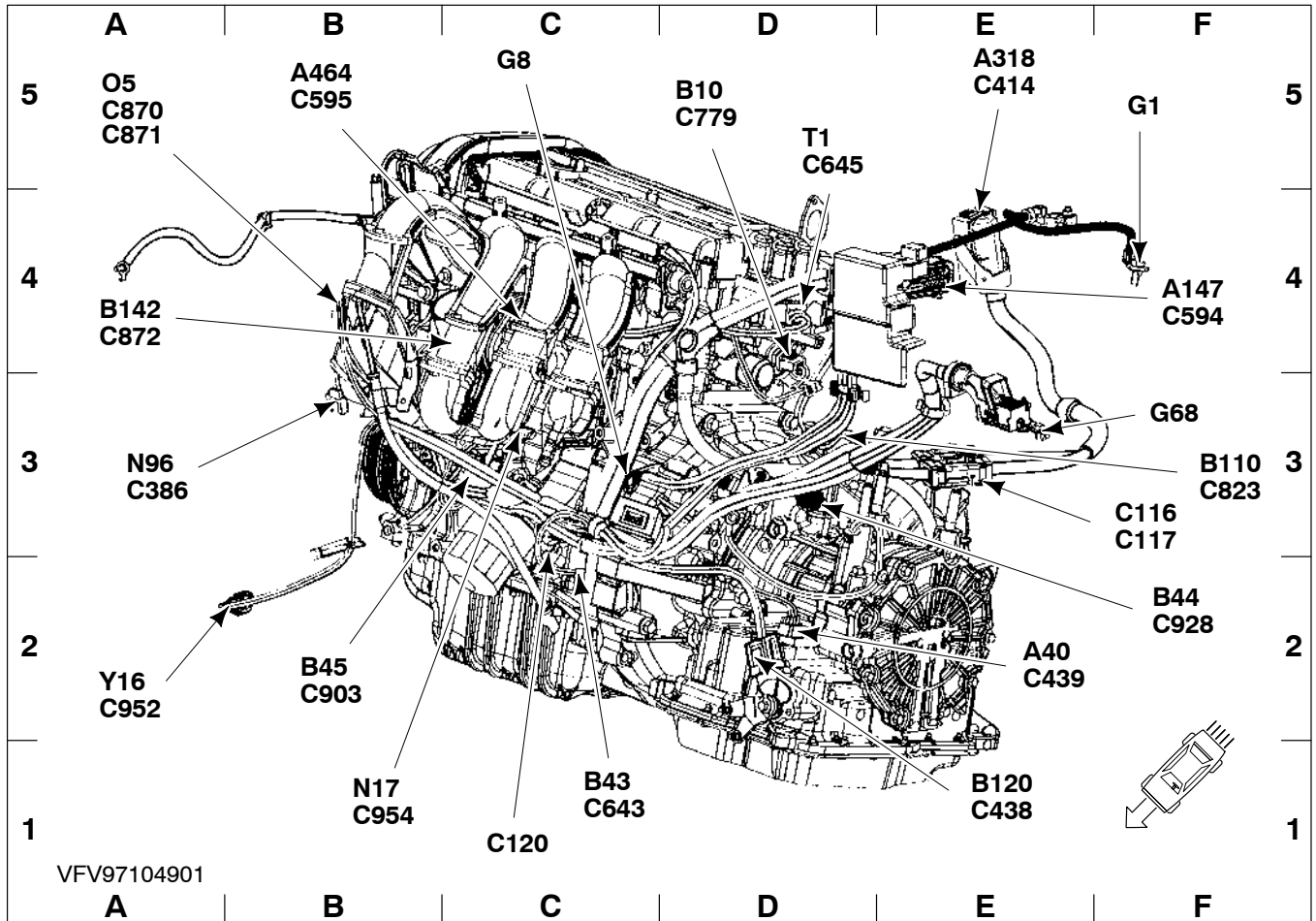
engine, rear, 1.8/2.0L Duratec-HE (MI4)

A147 . Powertrain control module (PCM)	A 5	C600	A 5
B10 .. Engine Coolant Temperature (ECT) sensor	A 4	C601	A 5
B11 .. Vehicle speed sensor (VSS)	B 1	C643	D 1
B43 .. Crankshaft position sensor	D 1	C779	A 4
B45 .. Knock sensor	E 4	C903	E 4
B89 .. Pre-catalyst heated oxygen sensor (HO2S)	C 5	C952	E 1
B192 . Catalyst monitor sensor	A 4	C956	C 5
C524	B 1	G74	F 3
C599	B 5	G78	D 5
		Y16 .. A/C Compressor clutch	E 1



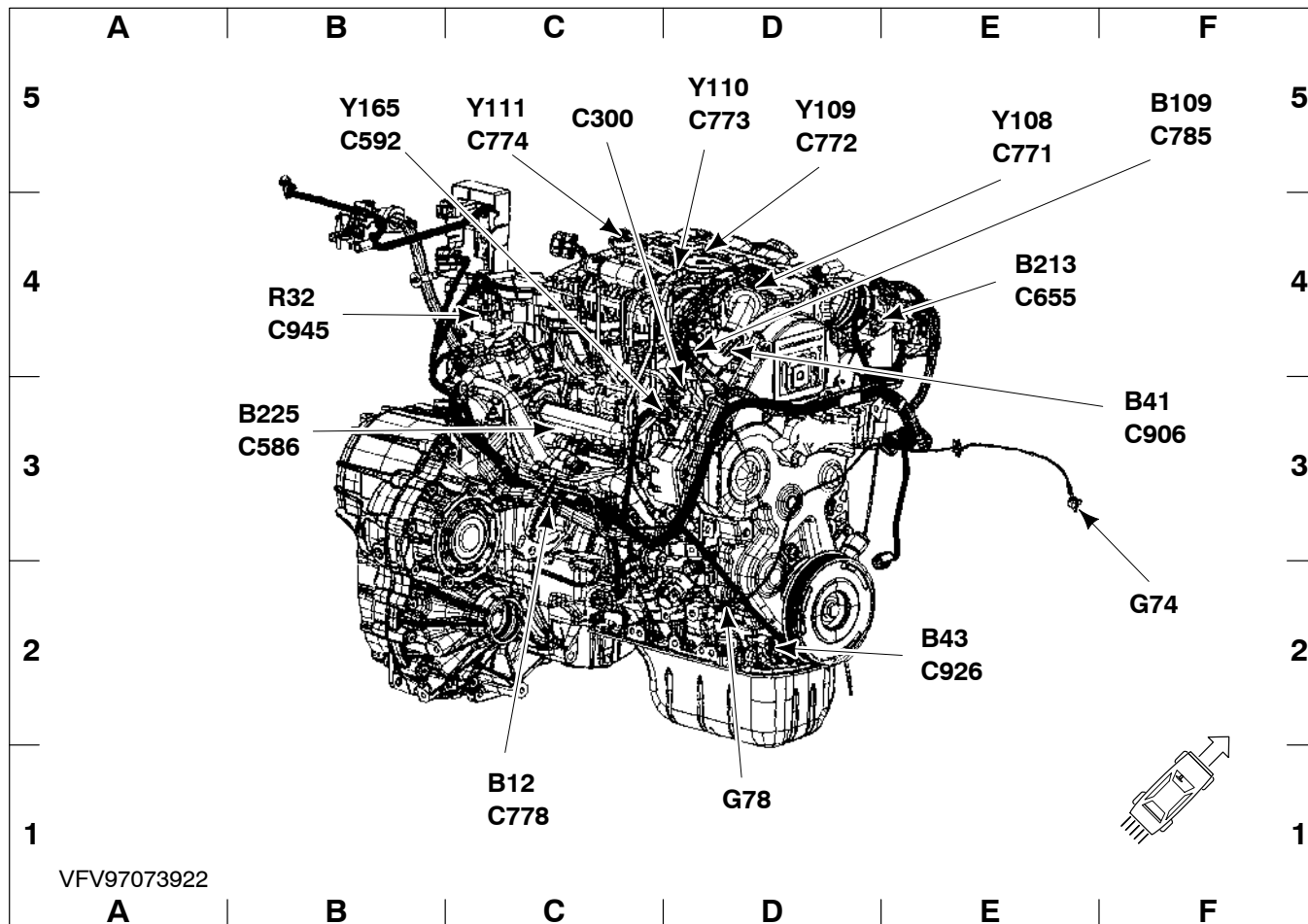
engine, front, 1.6L Duratorq-TDCi (DV) Diesel

A147 . Powertrain control module (PCM)	E 2	C946	A 4
B10 .. Engine Coolant Temperature (ECT) sensor	E 5	C953	A 5
B22 .. Mass Air Flow (MAF) sensor	D 5	C954	C 1
B108 . Boost pressure sensor	A 5	C957	B 2
C417	E 2	G1	F 5
C418	E 2	G8	D 1
C419	E 2	G57	F 3
C591	D 5	M252 EGR throttle actuator	A 4
C779	E 5	N17 .. Oil pressure switch	C 1
C864	E 3	N394 . Reversing lamp switch	E 3
C870	A 2	O5 ... Generator	A 2
C871	A 2	Y16 .. A/C Compressor clutch	B 2



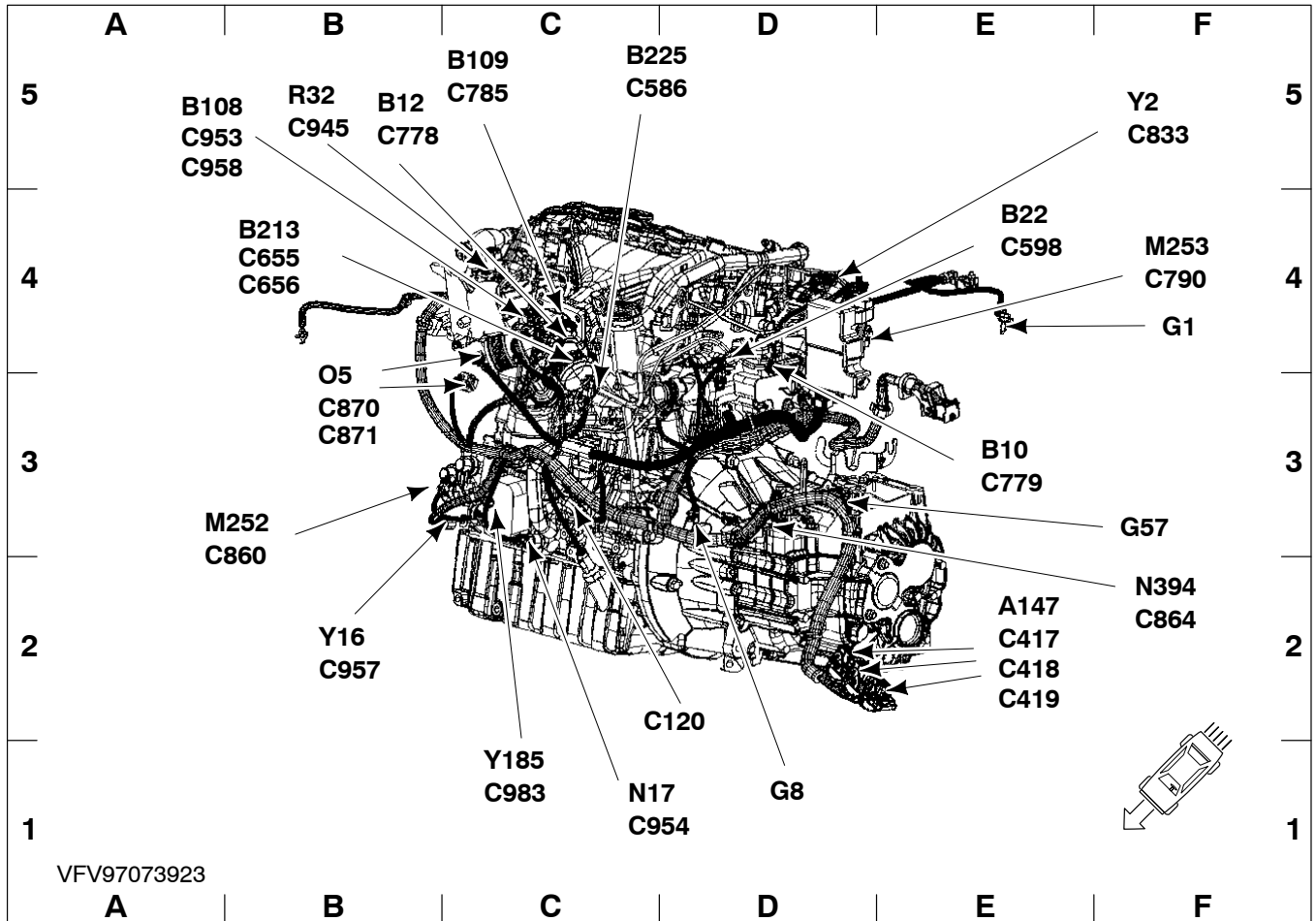
engine, front, 1.6L Duratec-16V (Sigma), automatic transmission

A40 . . . Transmission hardware unit	E 2	C594	F 4
A147 . . . Powertrain control module (PCM)	F 4	C595	B 5
A318 . . . Transmission control module (TCM)	E 5	C643	C 1
A464 . . . Electronic Throttle Control (ETC) module	B 5	C645	D 5
B10 . . . Engine Coolant Temperature (ECT) sensor	D 5	C779	D 5
B43 . . . Crankshaft position sensor	C 1	C823	F 3
B44 . . . Turbine Shaft Speed (TSS) sensor	F 2	C870	A 5
B45 . . . Knock sensor	B 2	C871	A 5
B110 . . . Output Shaft Speed (OSS) sensor	F 3	C872	A 4
B120 . . . Transmission range sensor	E 1	C903	B 2
B142 . . . Temperature manifold absolute pressure sensor	A 4	C928	F 2
C116	F 3	C952	A 2
C117	F 3	C954	B 1
C120	C 1	G1	F 5
C386	A 3	G8	C 5
C414	E 5	G68	F 3
C438	E 1	N17 . . . Oil pressure switch	B 1
C439	E 2	N96 . . . Power steering pressure switch	A 3
		O5 . . . Generator	A 5
		T1 . . . Ignition coil	D 5
		Y16 . . . A/C Compressor clutch	A 2



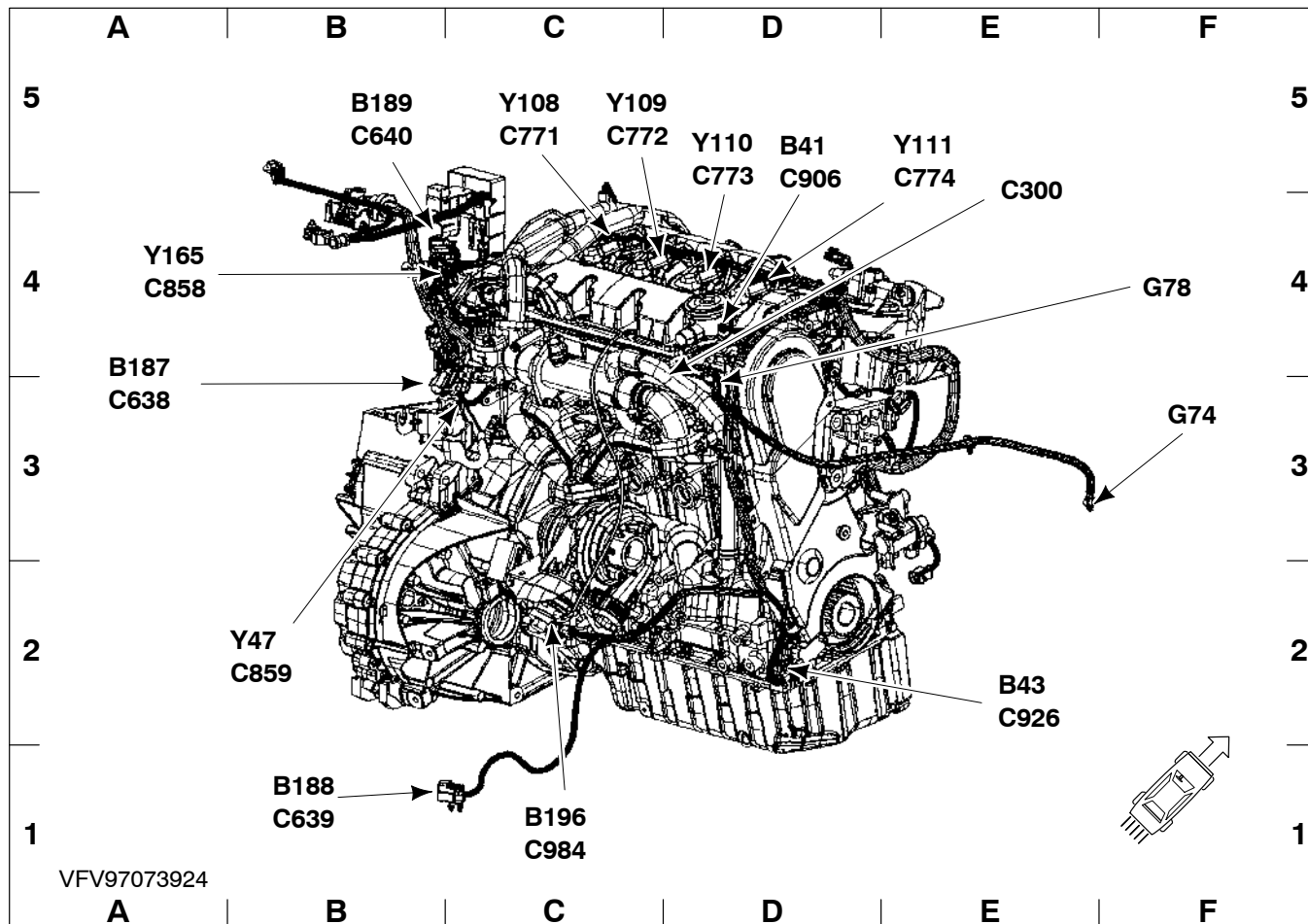
engine, rear, 1.6L Duratorq-TDCi (DV) Diesel

B12 .. Water-in-fuel sensor	C 1	C778	C 1
B41 .. Camshaft position sensor	F 3	C785	F 5
B43 .. Crankshaft position sensor	E 2	C906	F 3
B109 .. Fuel temperature sensor	F 5	C926	E 2
B213 .. Intake Air Temperature (IAT) sensor	E 4	C945	B 4
B225 .. Fuel rail pressure transducer sensor	B 3	G74	F 2
C300	C 5	G78	D 1
C586	B 3	R32 .. Fuel heater	B 4
C592	B 5	Y108 .. Fuel injector 1	E 5
C655	E 4	Y109 .. Fuel injector 2	D 5
C771	E 5	Y110 .. Fuel injector 3	D 5
C772	D 5	Y111 .. Fuel injector 4	C 5
C773	D 5	Y165 .. Fuel metering valve	B 5
C774	C 5		



engine, front, 2.0L Duratorq-TDCi (DW) Diesel

A147 . Powertrain control module (PCM)	E 2	C860	B 2
B10 . . Engine Coolant Temperature (ECT) sensor	E 3	C864	F 2
B12 . . Water-in-fuel sensor	B 5	C870	B 3
B22 . . Mass Air Flow (MAF) sensor	E 4	C871	B 3
B108 . Boost pressure sensor	A 5	C945	B 5
B109 . Fuel temperature sensor	C 5	C953	A 5
B213 . Intake Air Temperature (IAT) sensor	B 4	C954	C 1
B225 . Fuel rail pressure transducer sensor	C 5	C957	B 2
C120	D 2	C958	A 5
C417	E 2	C983	C 1
C418	E 2	G1	F 4
C419	E 2	G8	D 1
C586	C 5	G57	F 3
C598	E 4	M252 EGR throttle actuator	B 3
C655	B 4	M253 Variable geometry turbo actuator	F 4
C656	B 4	N17 . . Oil pressure switch	C 1
C778	B 5	N394 . Reversing lamp switch	F 2
C779	E 3	O5 . . Generator	B 3
C785	C 5	R32 . . Fuel heater	B 5
C790	F 4	Y2 . . Exhaust Gas Recirculation (EGR) valve	F 5
C833	F 5	Y16 . . A/C Compressor clutch	B 2
		Y185 . Intercooler bypass solenoid valve	C 1



engine, rear, 2.0L Duratorq-TDCi (DW) Diesel

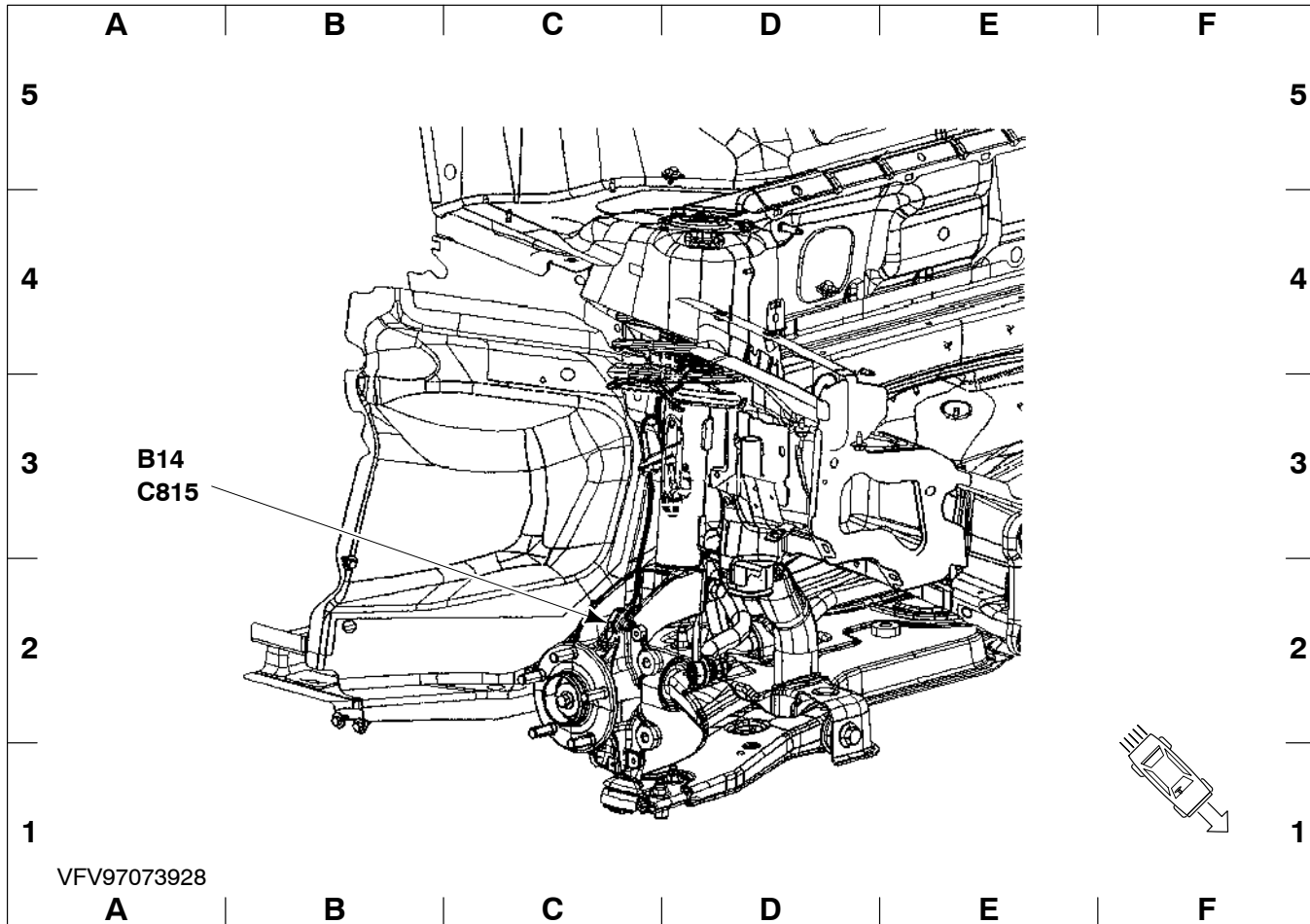
B41 . . . Camshaft position sensor	D 5	C773	D 5
B43 . . . Crankshaft position sensor	E 2	C774	E 5
B187 . . Pre-catalyst exhaust gas temperature sensor	A 4	C858	A 4
B188 . . Post-catalyst exhaust gas temperature sensor	B 1	C859	B 2
B189 . . Diesel particulate filter differential pressure feedback sensor	B 5	C906	D 5
B196 . . Turbo geometry position sensor	C 1	C926	E 2
C300	E 4	C984	C 1
C638	A 3	G74	F 3
C639	B 1	G78	F 4
C640	B 5	Y47 . . . Fuel pressure solenoid valve	B 2
C771	C 5	Y108 . . Fuel injector 1	C 5
C772	C 5	Y109 . . Fuel injector 2	C 5
		Y110 . . Fuel injector 3	D 5
		Y111 . . Fuel injector 4	E 5
		Y165 . . Fuel metering valve	A 4

700-06-00

Component Location Views

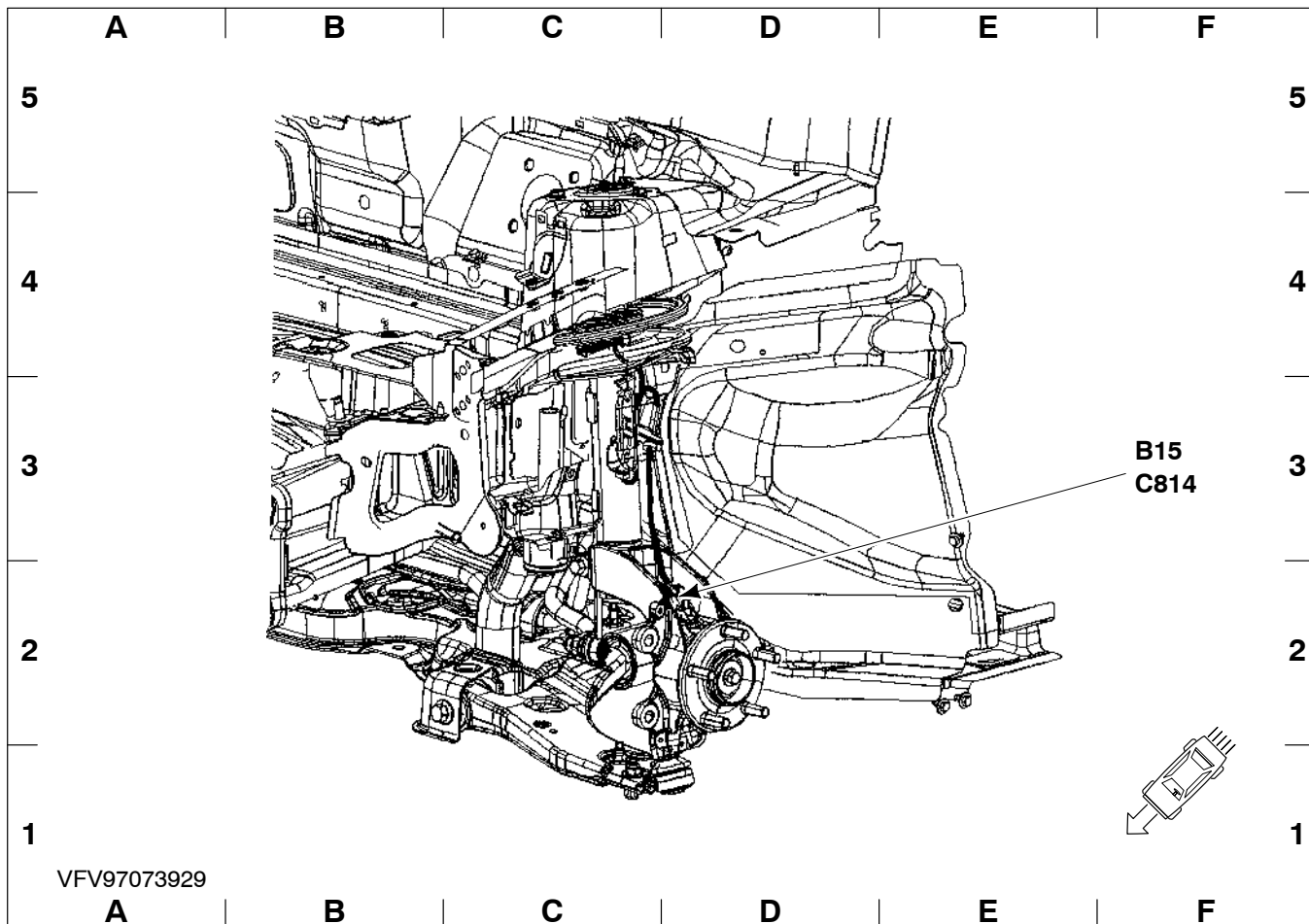
700-06-00

-24



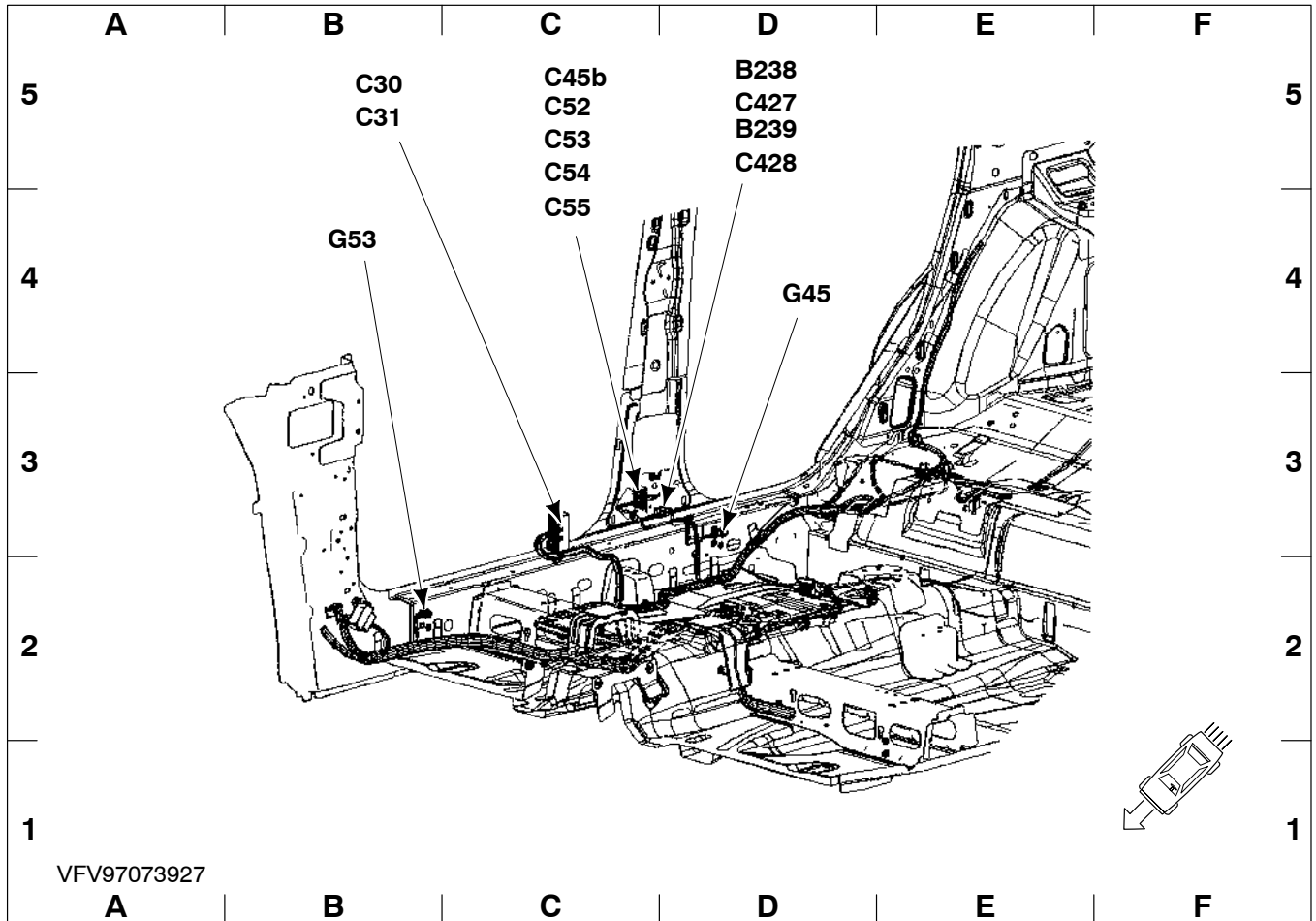
front axle, RH side

B14 . . . Wheel speed sensor, RH side front A 3 C815 A 3



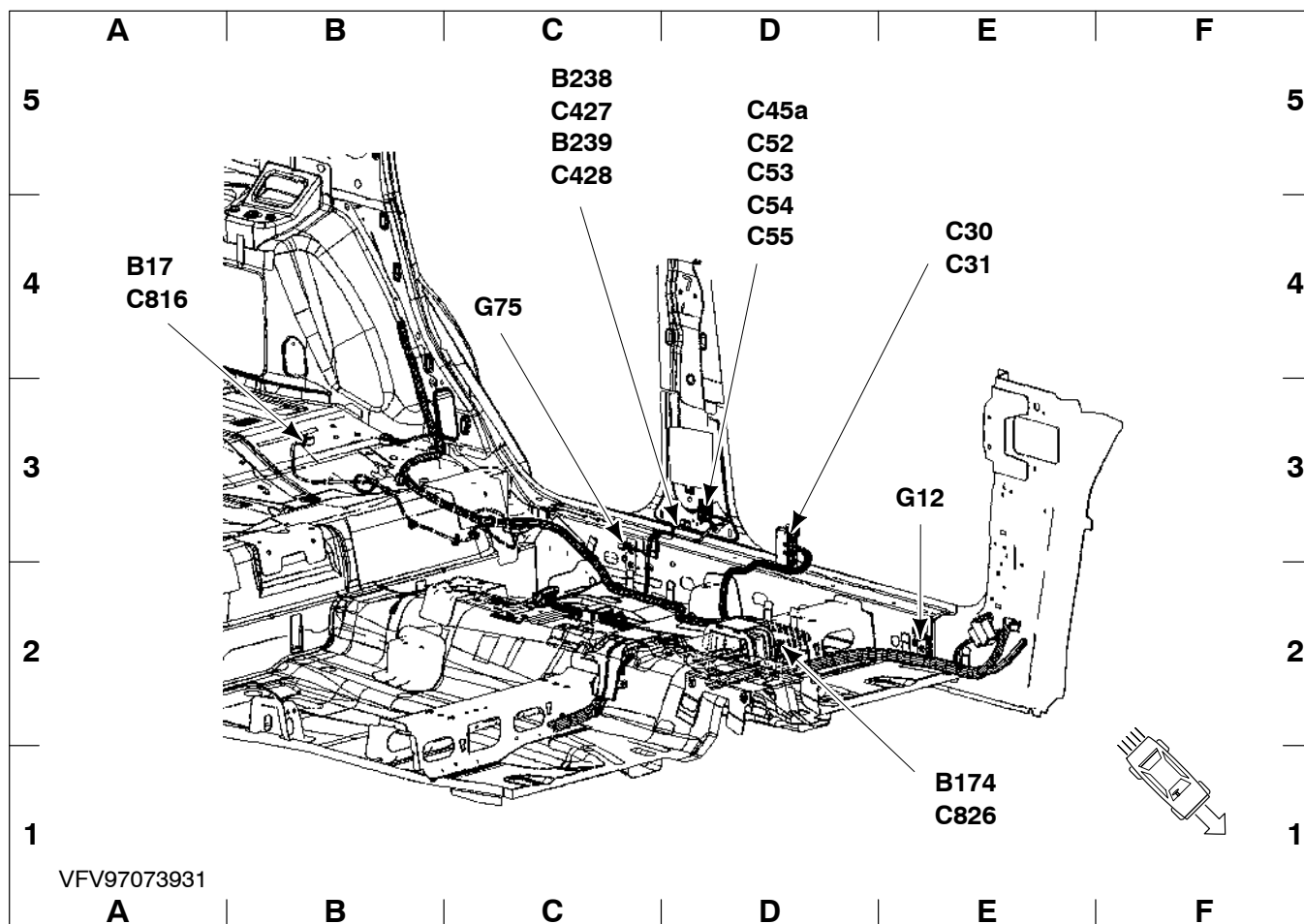
front axle, LH side

B15 . . . Wheel speed sensor, LH side front F 3 C814 F 3



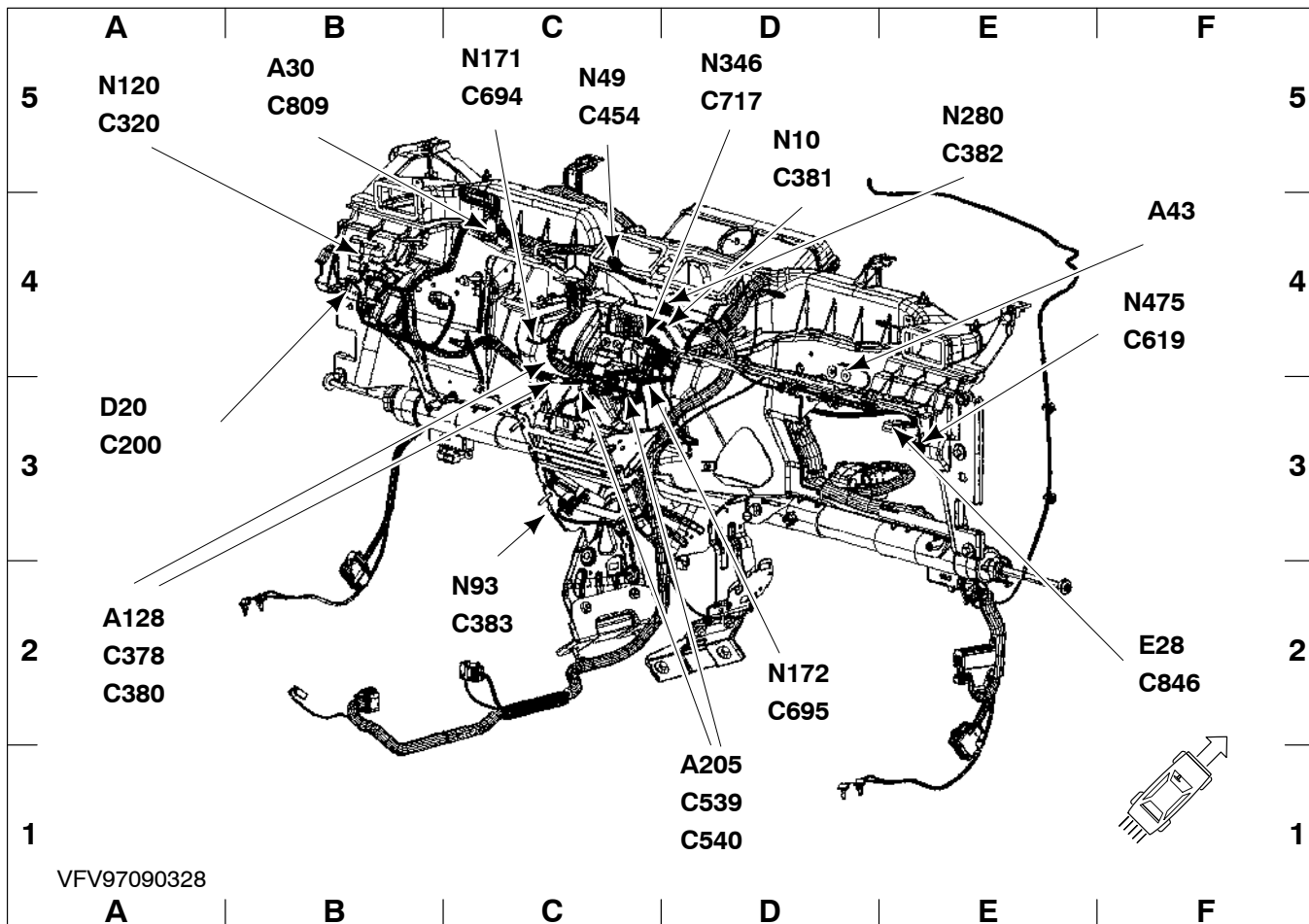
vehicle floor, RH side

B238 . Side air bag sensor, driver	D 5	C54	C 5
B239 . Side air bag sensor, passenger	D 5	C55	C 4
C30	B 5	C427	D 5
C31	B 5	C428	D 5
C45b	C 5	G45	D 4
C52	C 5	G53	B 4
C53	C 5		



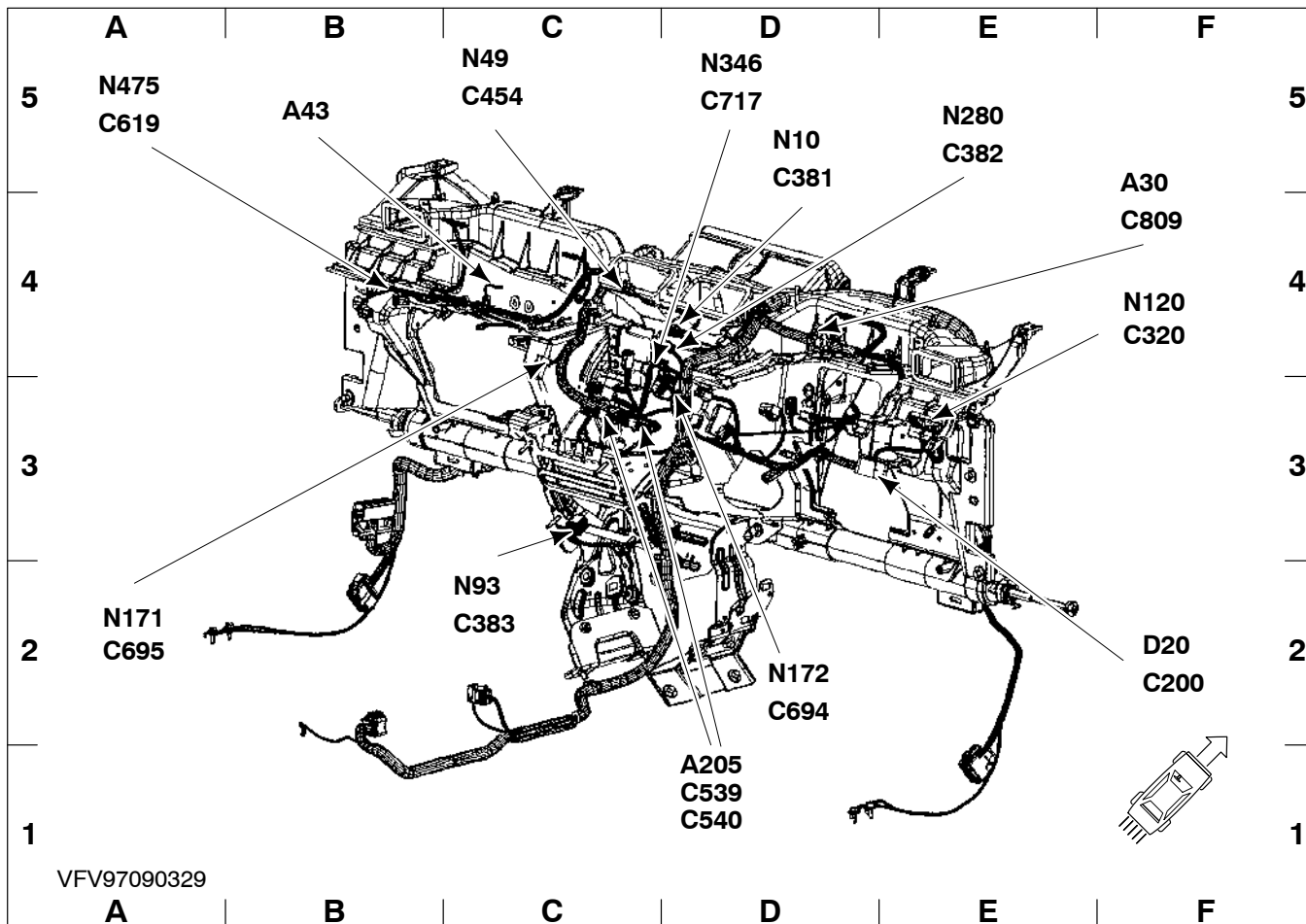
vehicle floor, LH side

B17 . . . Wheel speed sensor, LH side rear	A 4	C54	D 4
B174 . . . Yaw rate sensor	E 1	C55	D 4
B238 . . . Side air bag sensor, driver	C 5	C427	C 5
B239 . . . Side air bag sensor, passenger	C 5	C428	C 5
C30	E 4	C816	A 4
C31	E 4	C826	E 1
C45a	D 5	G12	E 3
C52	D 5	G75	C 4
C53	D 5		



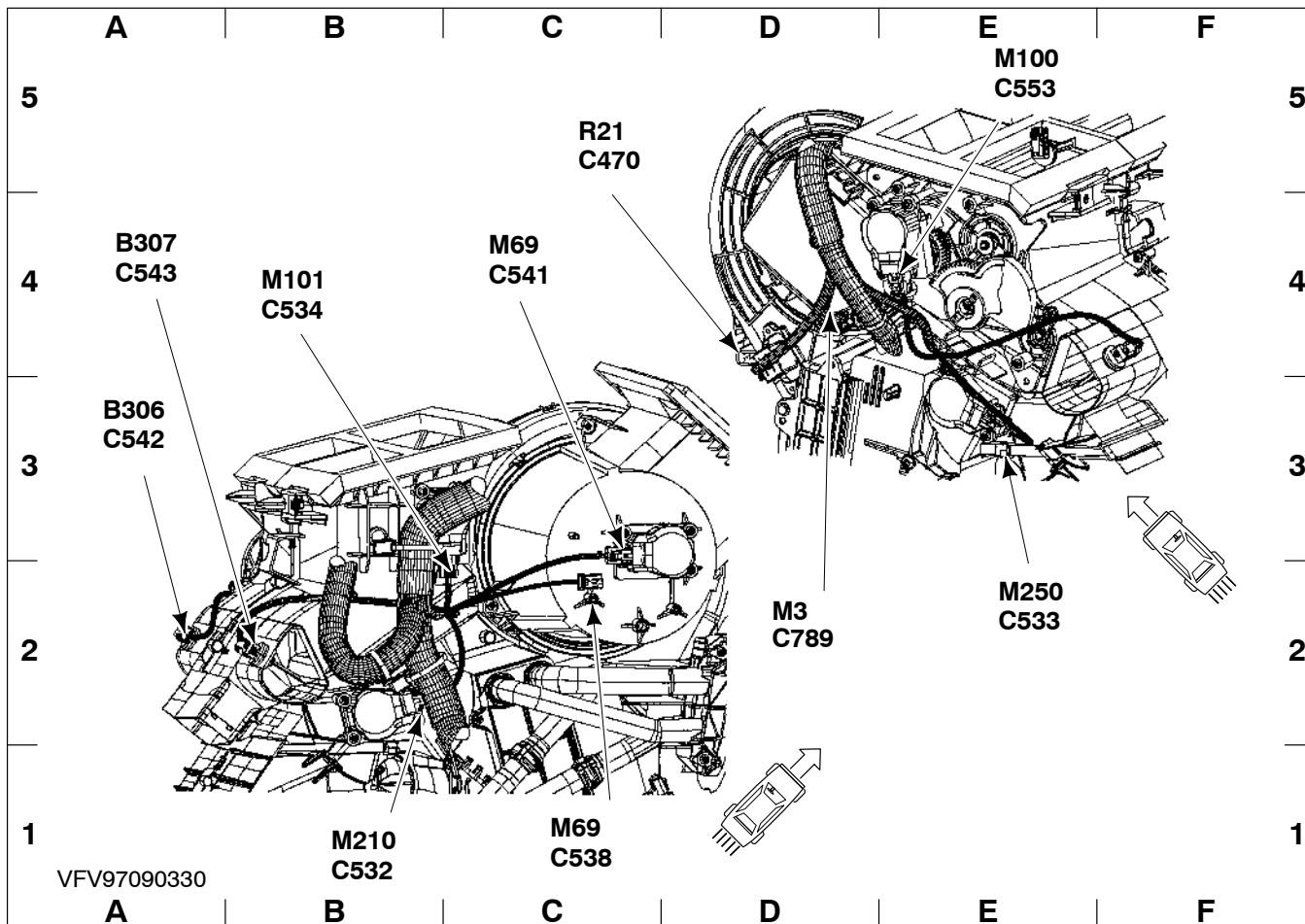
behind dash panel, LHD

A30 .. Instrument cluster	B 5	C695	D 2
A43 .. Passenger air bag unit	F 5	C717	D 5
A128 .. Heater control module	A 2	C809	B 5
A205 .. Electronic Automatic Temperature Control (EATC) module	D 1	C846	F 2
C200	A 3	D20 .. Data Link Connector (DLC)	A 3
C320	A 5	E28 .. Glove compartment lamp	F 2
C378	A 2	N10 .. Heated rear window switch	D 5
C380	A 2	N49 .. Hazard flasher switch	C 5
C381	D 5	N93 .. Gearshift lever unit	C 2
C382	E 5	N120 .. Headlamp switch	A 5
C383	C 2	N171 .. Heated seat switch, driver side	C 5
C454	C 5	N172 .. Heated seat switch, passenger side	D 2
C539	D 1	N280 .. Heated windshield switch	E 5
C540	D 1	N346 .. Electronic Stability Program (ESP) switch	D 5
C619	F 4	N475 .. Passenger Air bag Deactivation (PAD) switch	F 4
C694	C 5		



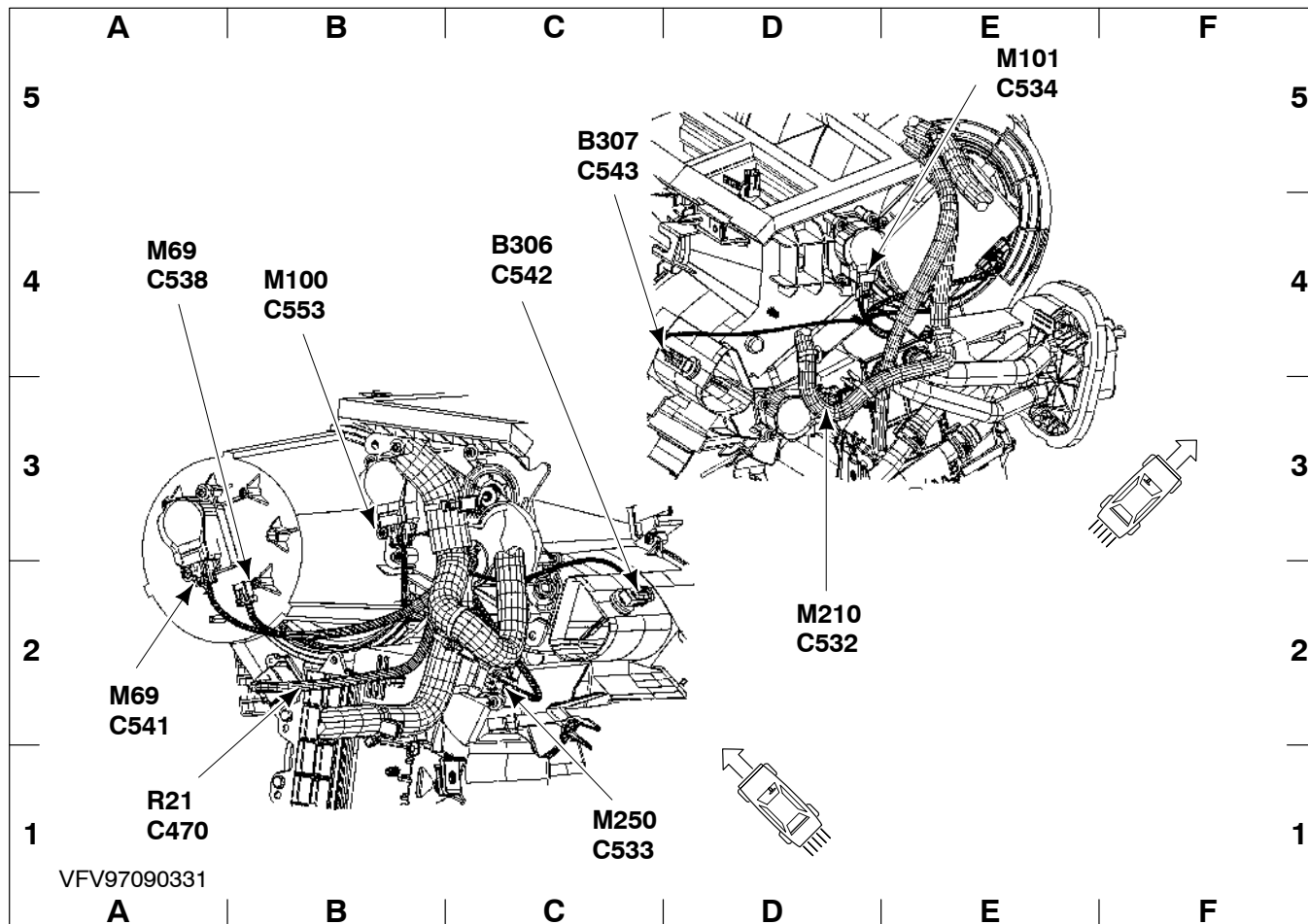
behind dash panel, RHD

A30 .. Instrument cluster	F 5	C717	D 5
A43 .. Passenger air bag unit	B 5	C809	F 4
A205 .. Electronic Automatic Temperature Control (EATC) module	D 1	D20 .. Data Link Connector (DLC)	F 2
C200	F 2	N10 .. Heated rear window switch	D 5
C320	F 4	N49 .. Hazard flasher switch	C 5
C381	D 5	N93 .. Gearshift lever unit	C 2
C382	E 5	N120 .. Headlamp switch	F 4
C383	C 2	N171 .. Heated seat switch, driver side	A 2
C454	C 5	N172 .. Heated seat switch, passenger side	D 2
C539	D 1	N280 .. Heated windshield switch	E 5
C540	D 1	N346 .. Electronic Stability Program (ESP) switch	D 5
C619	A 5	N475 .. Passenger Air bag Deactivation (PAD) switch	A 5
C694	D 2		
C695	A 2		



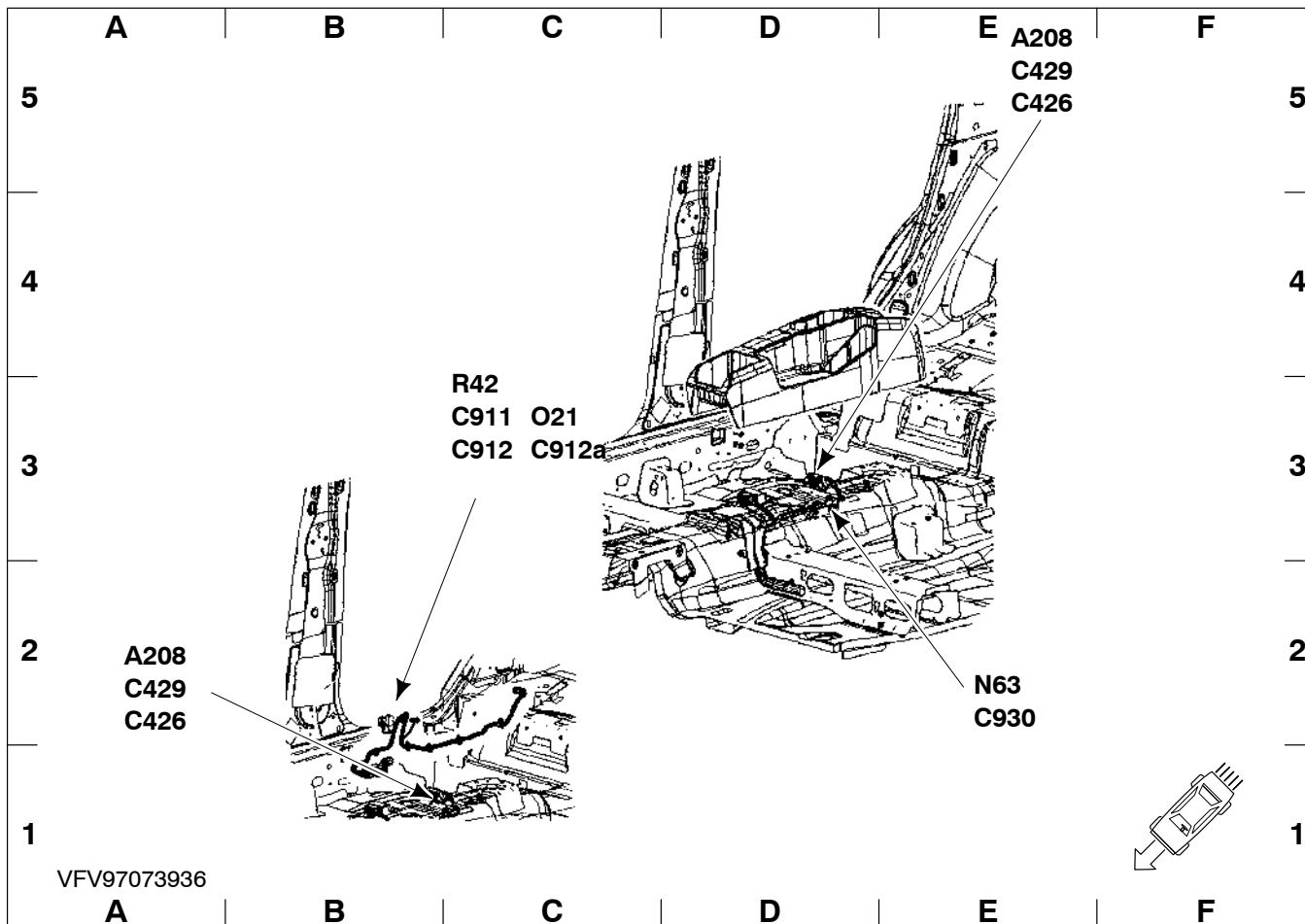
heating/air conditioning housing, LHD

B306 . Discharge temperature sensor, panel, LH side	A 3	C543	A 4
B307 . Discharge temperature sensor, panel, RH side	A 4	C553	E 5
C470	C 5	C789	D 2
C532	B 1	M3 . . Blower motor	D 2
C533	E 2	M69 . Recirculated air actuator	C 4
C534	B 4	M69 . Recirculated air actuator	C 1
C538	C 1	M100 Air temperature door motor, LH side	E 5
C541	C 4	M101 Air temperature door motor, RH side	B 4
C542	A 3	M210 Defrost mode actuator	B 1
		M250 Panel/floor mode actuator	E 2
		R21 . . Blower motor resistor	C 5



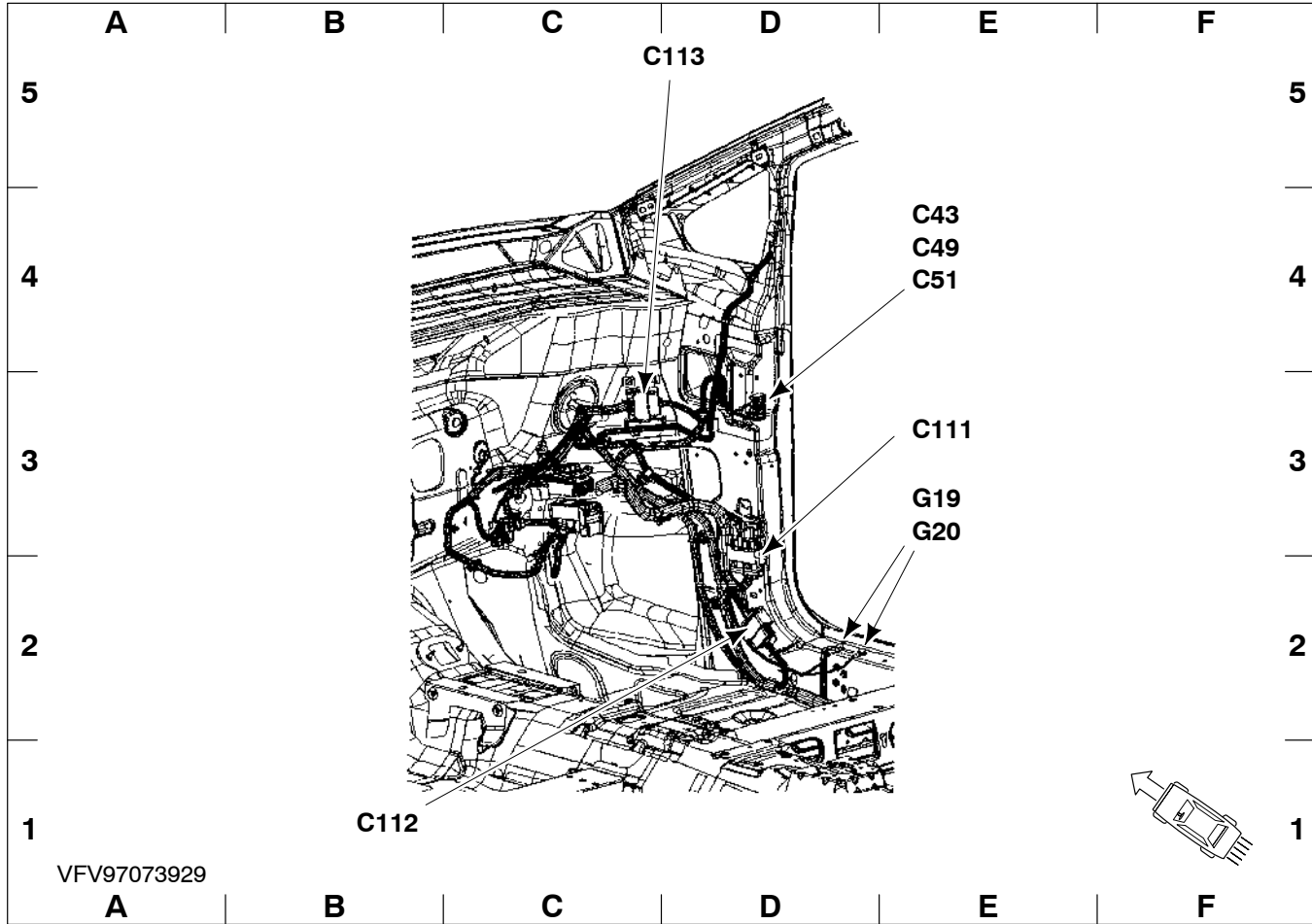
heating/air conditioning housing, RHD

B306 . Discharge temperature sensor, panel, LH side	C 4	C542	C 4
B307 . Discharge temperature sensor, panel, RH side	C 5	C543	C 5
C470	A 1	C553	B 4
C532	D 2	M69 . Recirculated air actuator	A 4
C533	C 1	M69 . Recirculated air actuator	A 2
C534	E 5	M100 Air temperature door motor, LH side . . .	B 4
C538	A 4	M101 Air temperature door motor, RH side . . .	E 5
C541	A 2	M210 Defrost mode actuator	D 2
		M250 Panel/floor mode actuator	C 1
		R21 . . Blower motor resistor	A 1



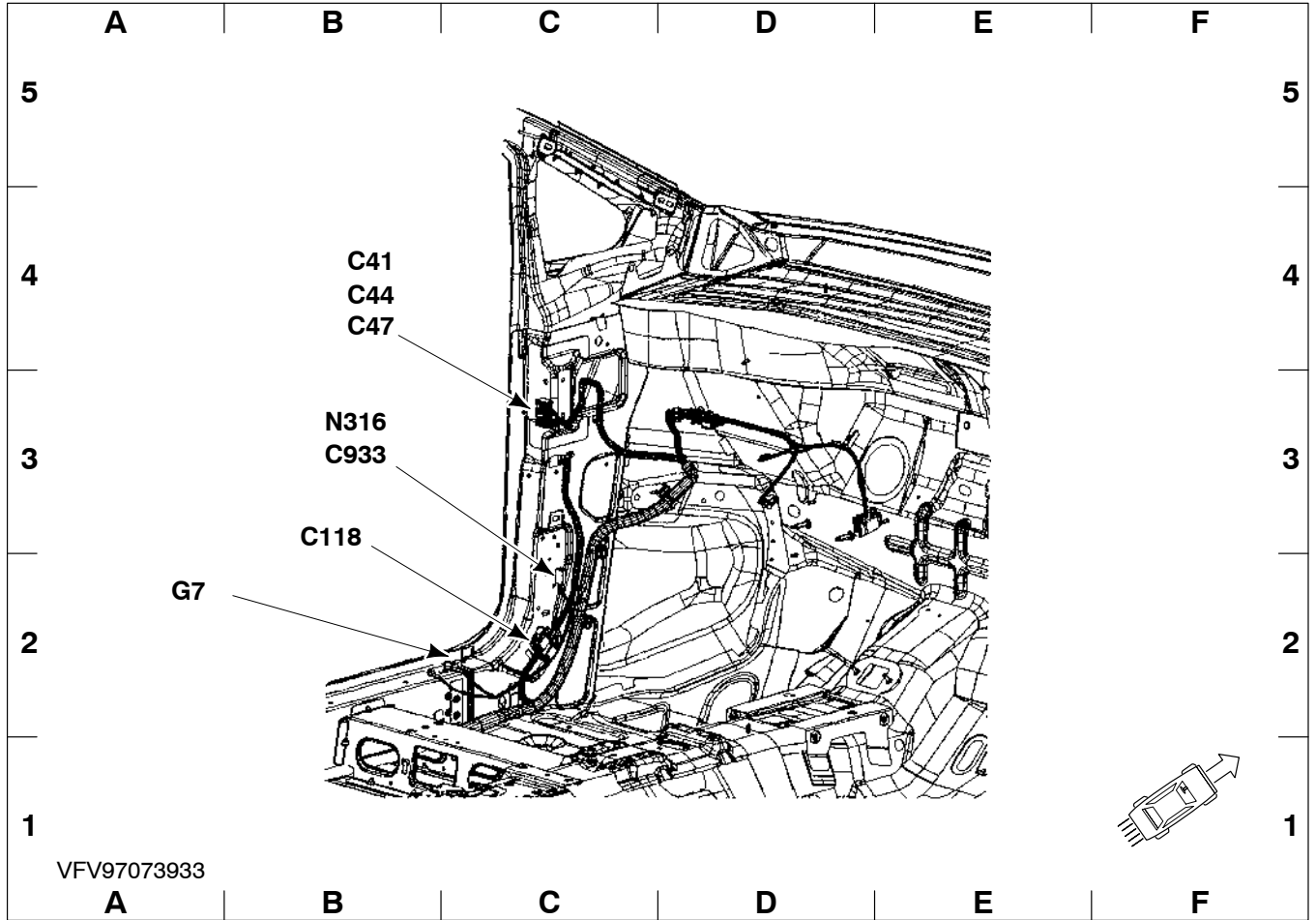
under centre console

A208 . Restraints Control Module (RCM)	E 5	C912	C 3
A208 . Restraints Control Module (RCM)	A 2	C912a	C 3
C426	E 5	C930	E 2
C426	A 2	N63 . . Parking brake switch	E 2
C429	E 5	O21 . . Power point, rear	C 3
C429	A 2	R42 . . Cigar lighter, front	C 3
C911	C 3		



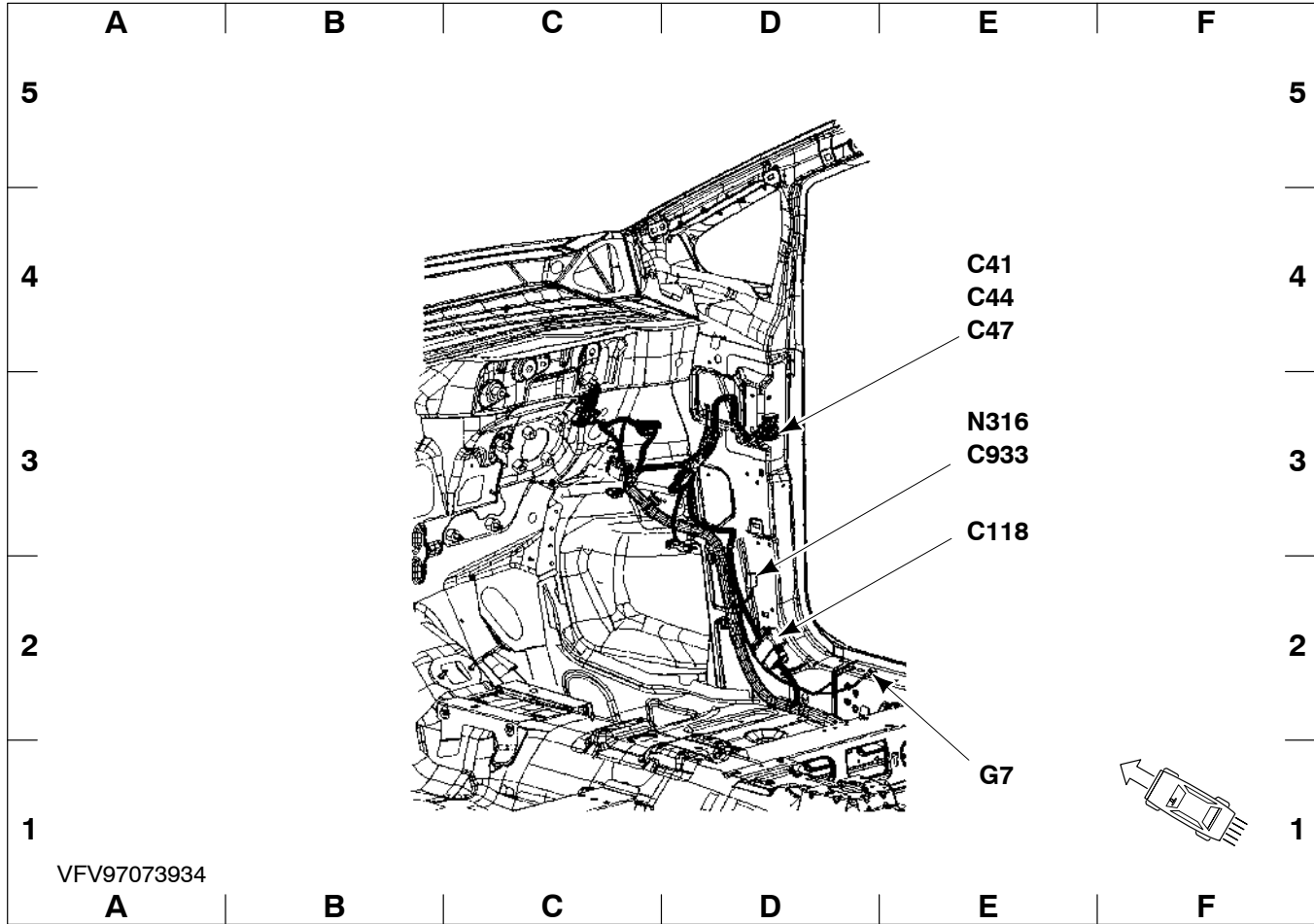
RH A-pillar, LHD

C43	E 4	C112	B 1
C49	E 4	C113	D 5
C51	E 4	G19	E 3
C111	E 3	G20	E 3



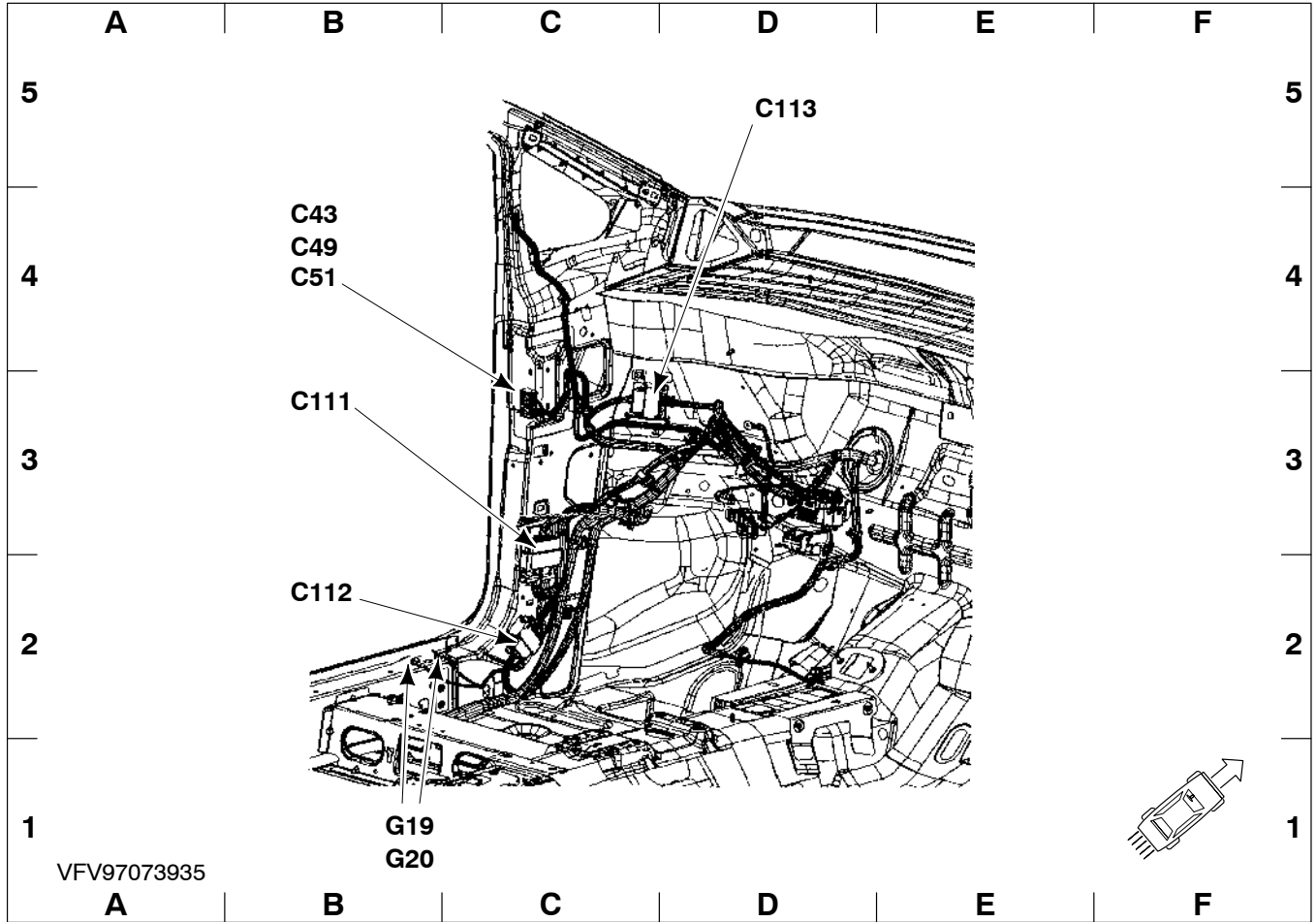
LH A-pillar, LHD

C41	B 4	C933	B 3
C44	B 4	G7	A 2
C47	B 4	N316 . Inertia Fuel Shutoff (IFS) switch	B 3
C118	B 3		



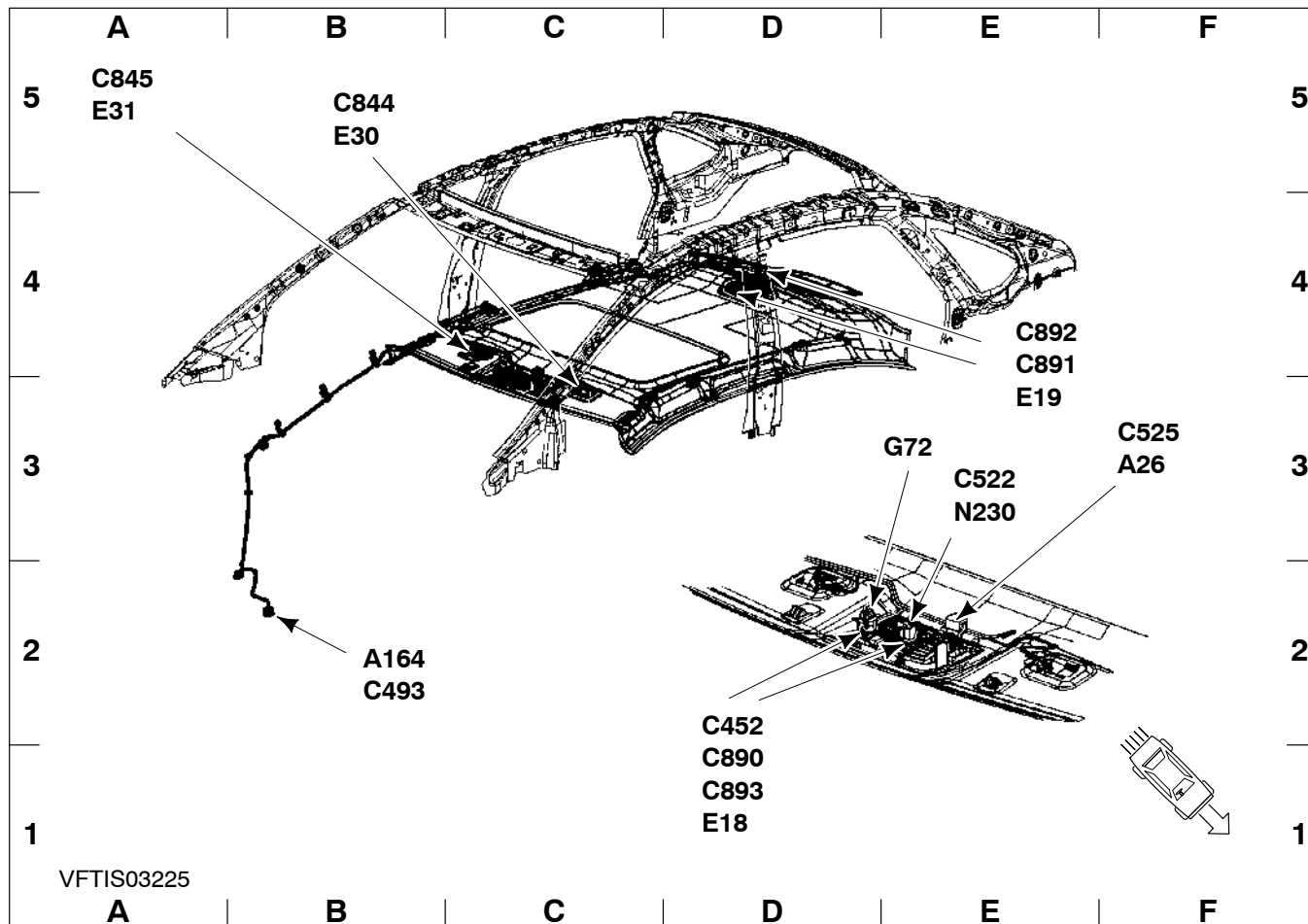
RH A-pillar, RHD

C41	E 4	C933	E 3
C44	E 4	G7	E 1
C47	E 4	N316 . Inertia Fuel Shutoff (IFS) switch	E 3
C118	E 3		



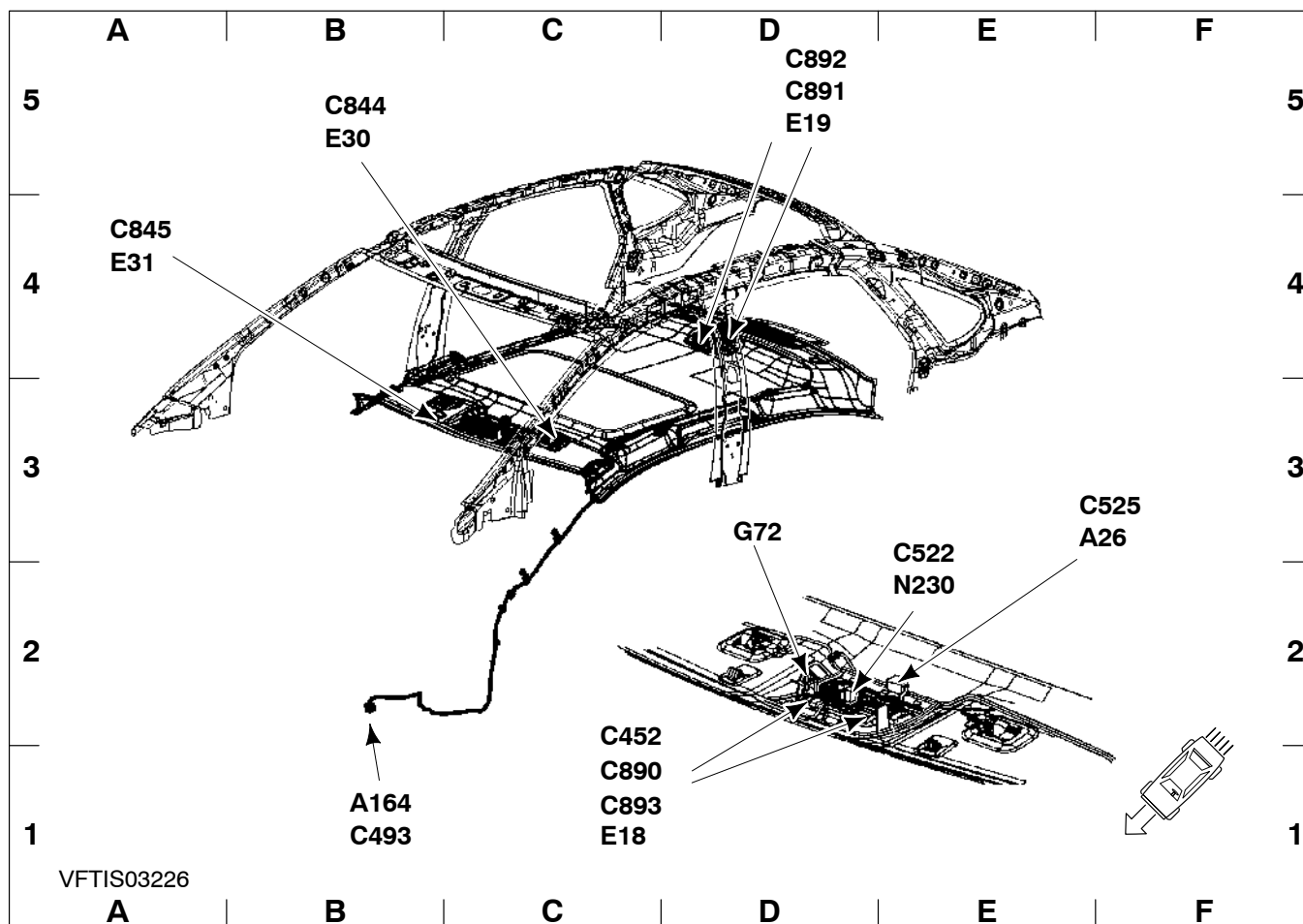
LH A-pillar, RHD

C43	B 4	C112	B 2
C49	B 4	C113	D 5
C51	B 4	G19	B 1
C111	B 3	G20	B 1



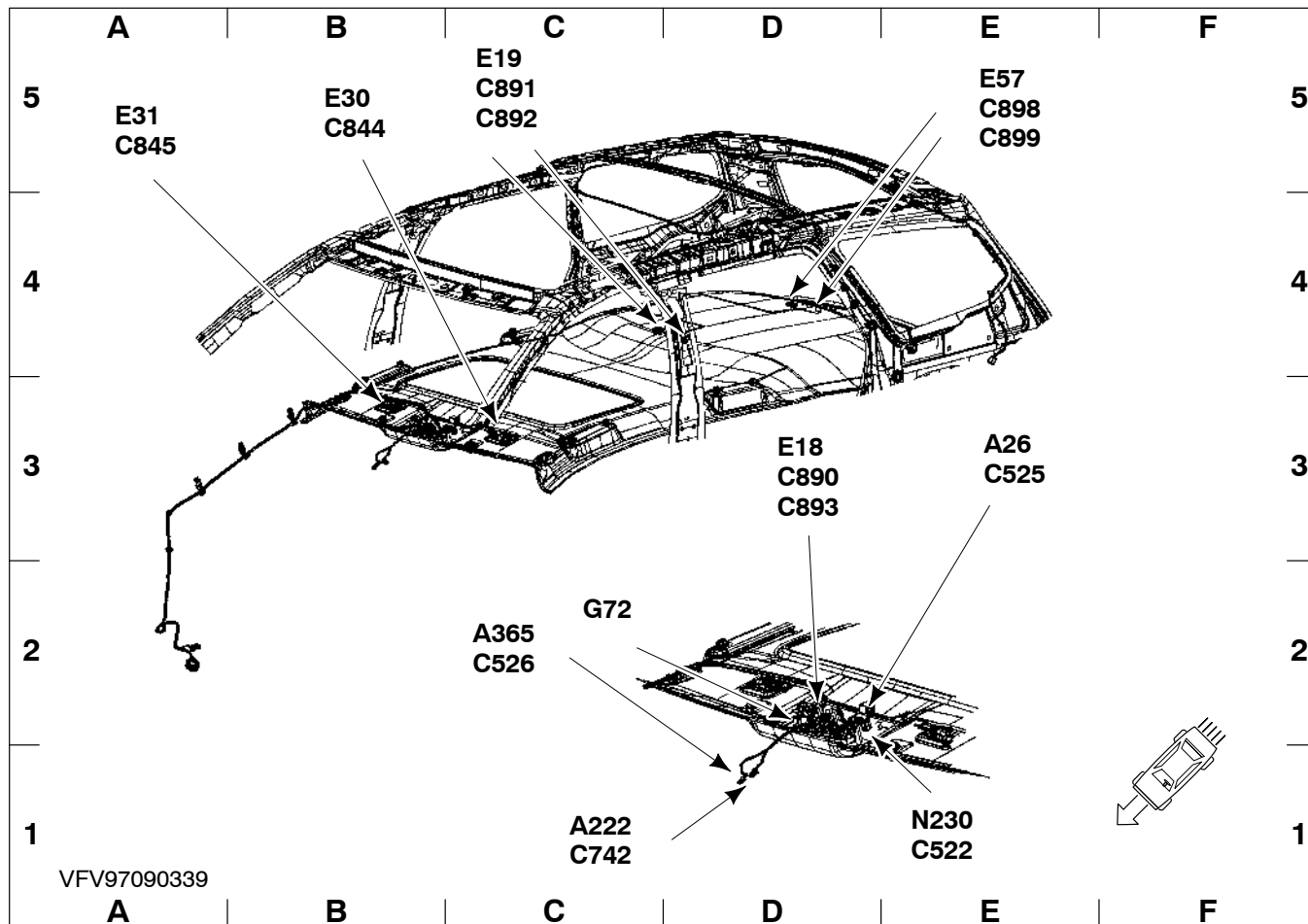
roof, LHD, 4-door model, 3-door model/5-door model

A26 .. Roof opening panel module	F 3	C891	E 4
A164 . Microphone	B 2	C892	E 4
C452	D 2	C893	D 1
C493	B 2	E18 .. Interior lamp, front	D 1
C522	E 3	E19 .. Interior lamp, rear	E 3
C525	F 3	E30 .. Vanity mirror lamp, LH side	B 5
C844	B 5	E31 .. Vanity mirror lamp, RH side	A 5
C845	A 5	G72	E 3
C890	D 1	N230 . Roof opening panel control switch	E 3



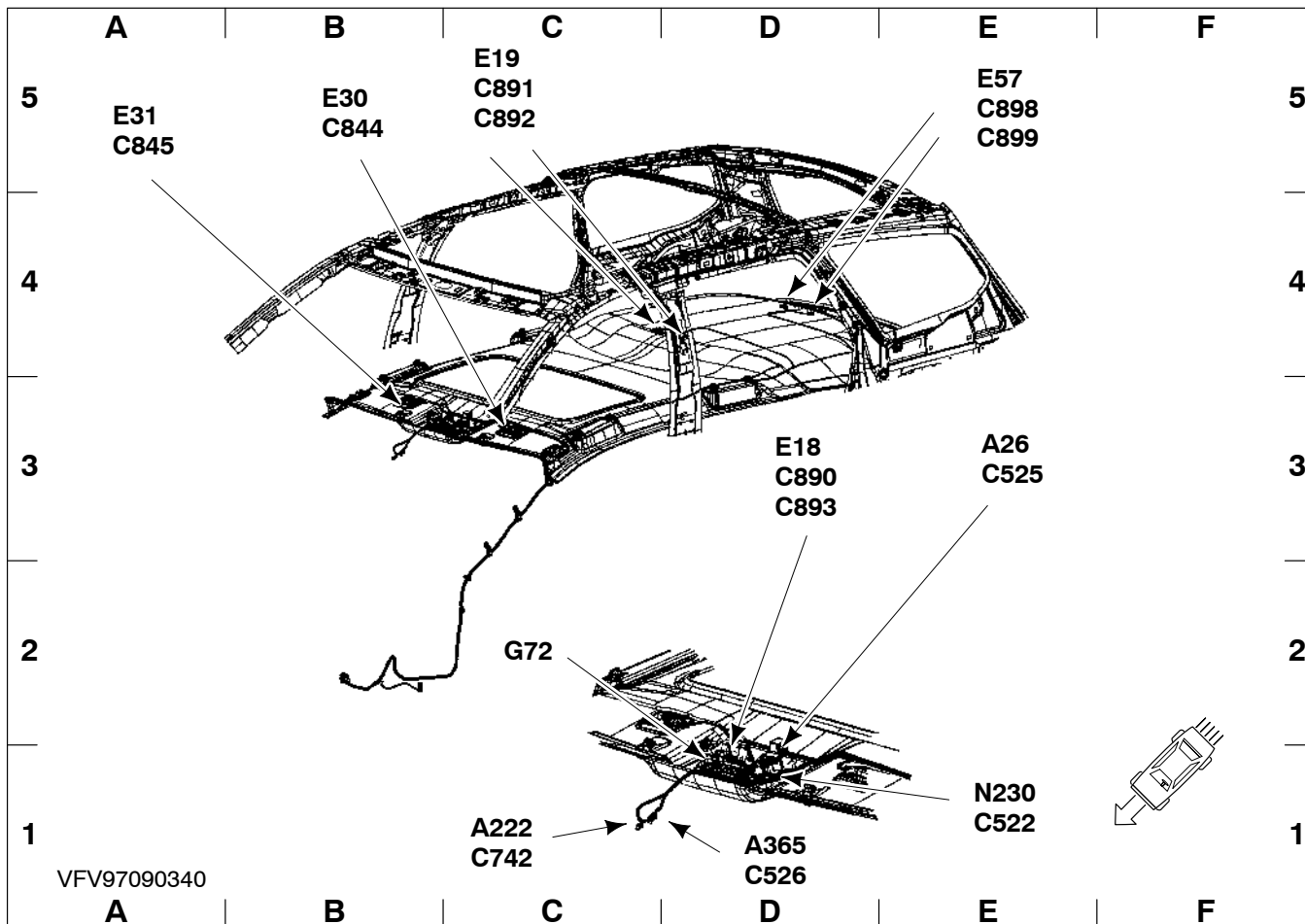
roof, RHD, 4-door model, 3-door model/5-door model

A26 . . . Roof opening panel module	F 3	C891	D 5
A164 . . . Microphone	B 1	C892	D 5
C452	C 2	C893	C 1
C493	B 1	E18 . . Interior lamp, front	C 1
C522	E 3	E19 . . Interior lamp, rear	D 5
C525	F 3	E30 . . Vanity mirror lamp, LH side	B 5
C844	B 5	E31 . . Vanity mirror lamp, RH side	A 4
C845	A 4	G72	D 3
C890	C 1	N230 . . Roof opening panel control switch	E 2



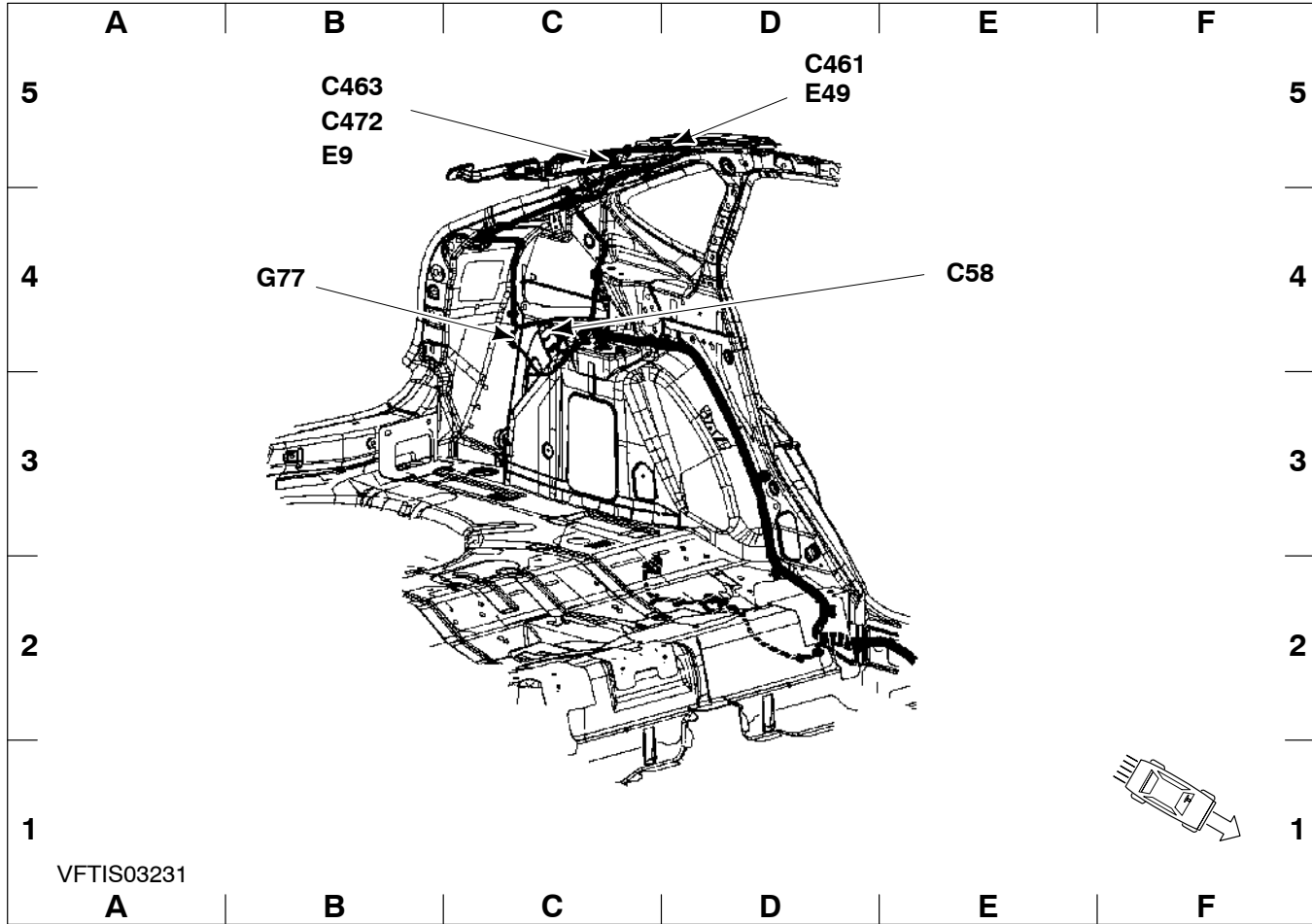
roof, LHD, wagon

A26 . . . Roof opening panel module	E 3	C892	C 5
A222 . . . Auto-dimming interior mirror	C 1	C893	D 3
A365 . . . Autolamps/rain sensor module	C 2	C898	E 5
C522	E 1	C899	E 5
C525	E 3	E18 . . . Interior lamp, front	D 3
C526	C 2	E19 . . . Interior lamp, rear	C 5
C742	C 1	E30 . . . Vanity mirror lamp, LH side	B 5
C844	B 5	E31 . . . Vanity mirror lamp, RH side	A 5
C845	A 5	E57 . . . Luggage compartment lamp	E 5
C890	D 3	G72	C 2
C891	C 5	N230 . . . Roof opening panel control switch	E 1



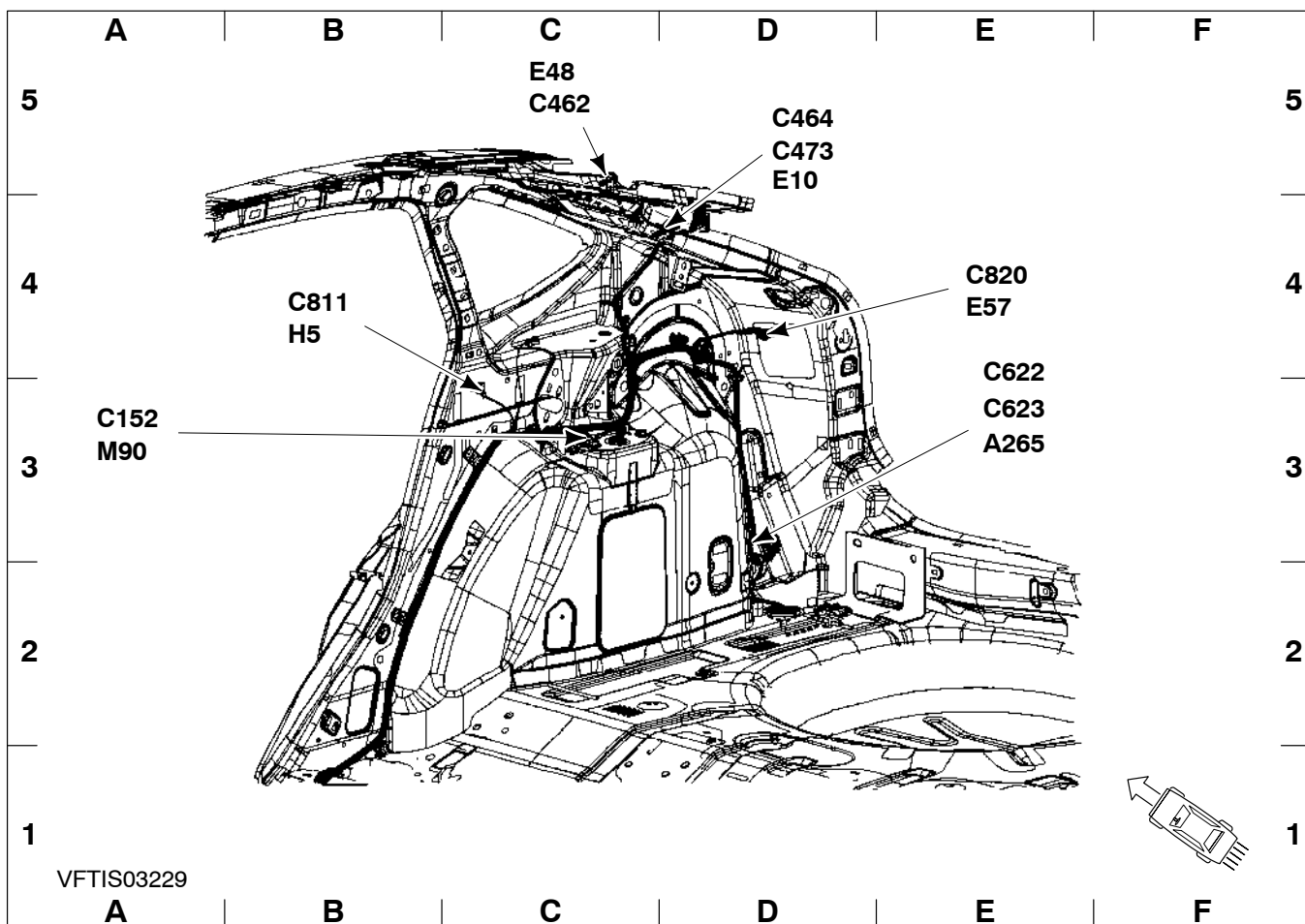
roof, RHD, wagon

A26 .. Roof opening panel module	E 3	C892	C 5
A222 .. Auto-dimming interior mirror	C 1	C893	D 3
A365 .. Autolamps/rain sensor module	D 1	C898	E 5
C522	E 1	C899	E 5
C525	E 3	E18 .. Interior lamp, front	D 3
C526	D 1	E19 .. Interior lamp, rear	C 5
C742	C 1	E30 .. Vanity mirror lamp, LH side	B 5
C844	B 5	E31 .. Vanity mirror lamp, RH side	A 5
C845	A 5	E57 .. Luggage compartment lamp	E 5
C890	D 3	G72	C 2
C891	C 5	N230 .. Roof opening panel control switch	E 1



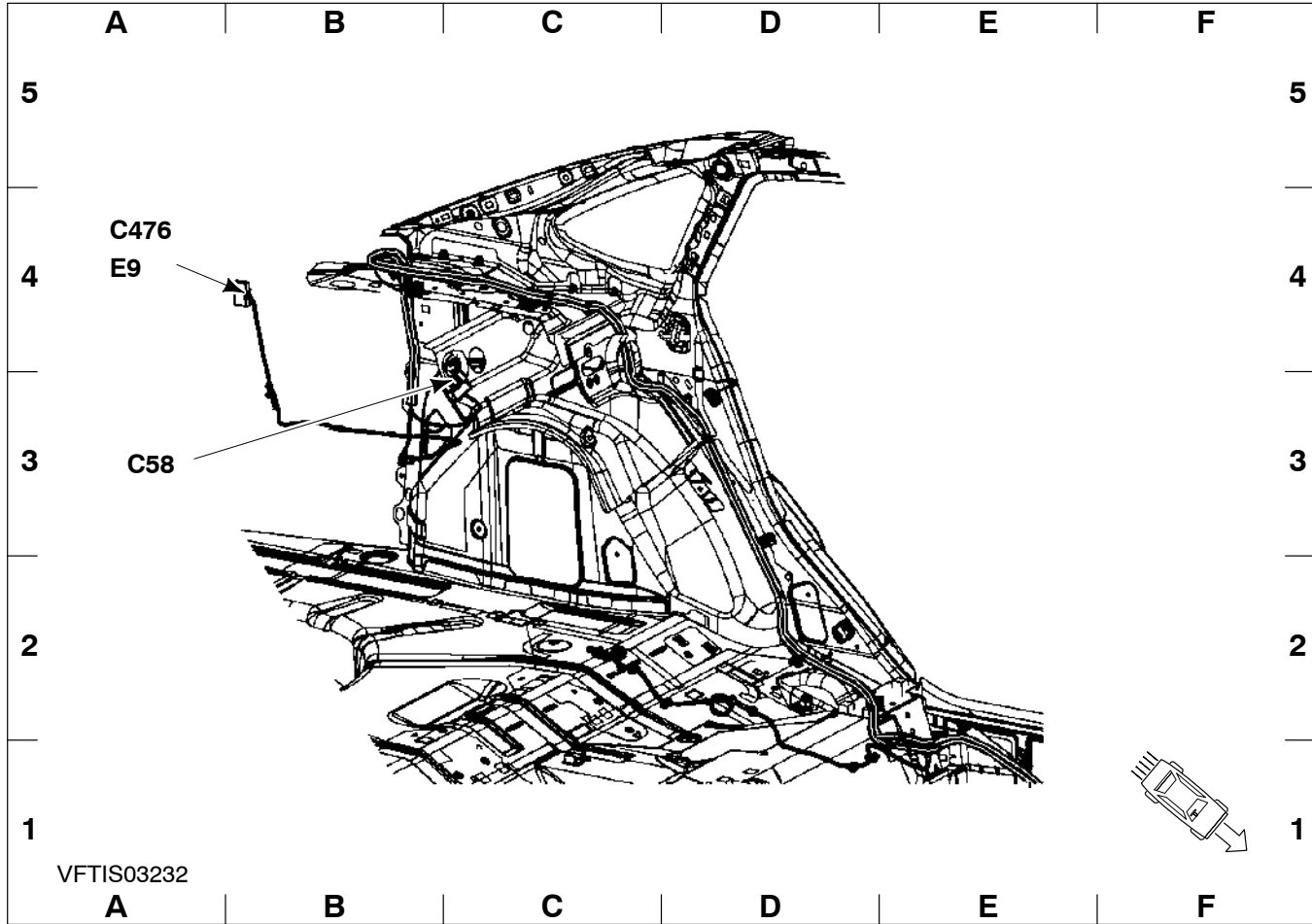
Luggage compartment, LH side, 3-door model/5-door model

C58	E 4	E9 ... Rear lamp assembly, LH side	B 5
C461	D 5	E49 .. Turn signal lamp, LH rear	D 5
C463	B 5	G77	B 4
C472	B 5		



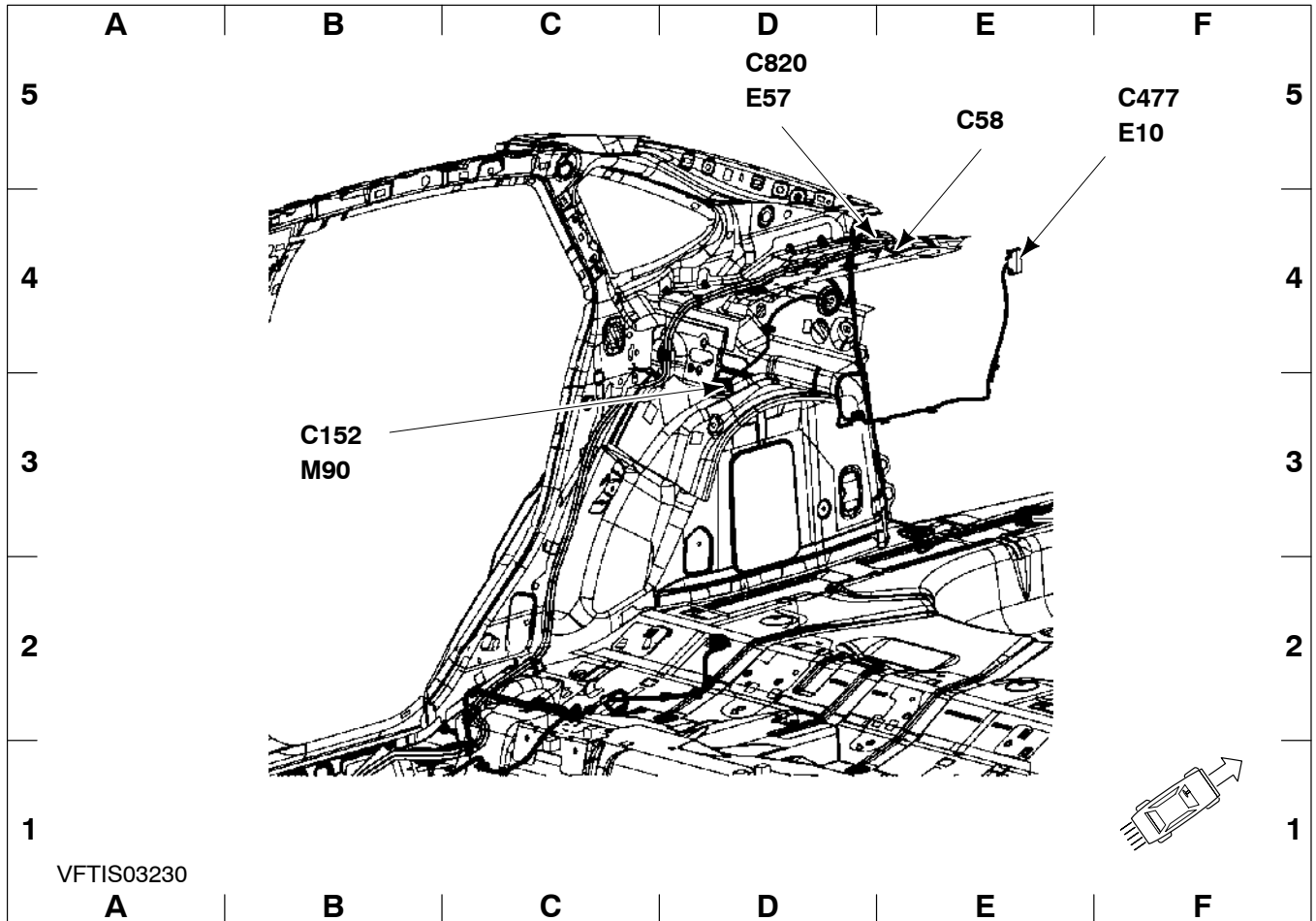
Luggage compartment, RH side, 3-door model/5-door model

A265 .	Parking aid module	E 3	C820	E 4
C152	A 3	E10 ..	Rear lamp assembly, RH side	D 5
C462	C 5	E48 ..	Turn signal lamp, RH rear	C 5
C464	D 5	E57 ..	Luggage compartment lamp	E 4
C473	D 5	G70	E 3	
C622	E 4	H5 ...	Anti-theft alarm horn	B 4
C623	E 3	M90 .	Fuel filler door lock motor	A 3
C811	B 4				



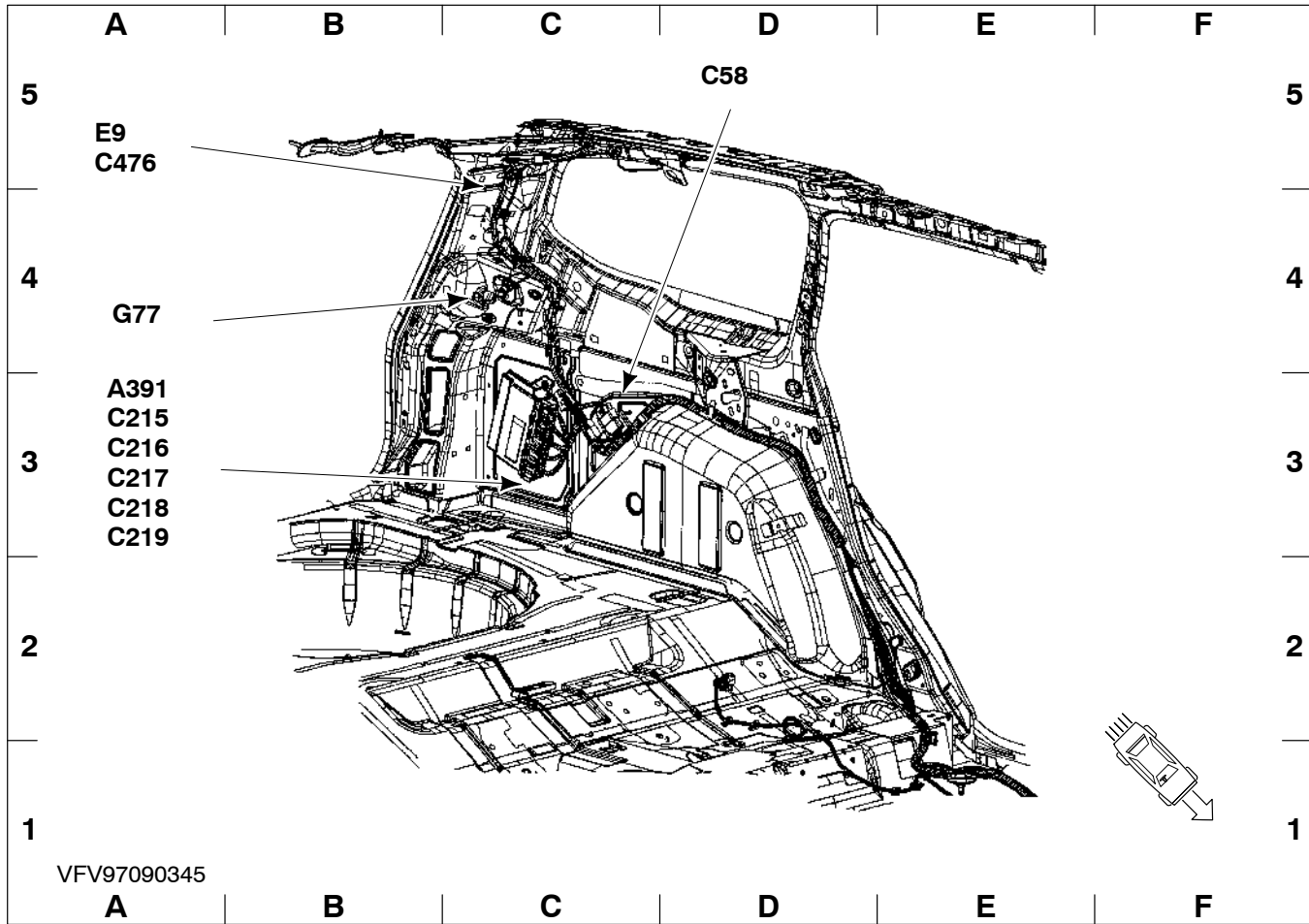
Luggage compartment, LH side, 4-door model

- | | | | |
|------------|-----|--|-----|
| C58 | A 3 | E9 ... Rear lamp assembly, LH side | A 4 |
| C476 | A 4 | | |



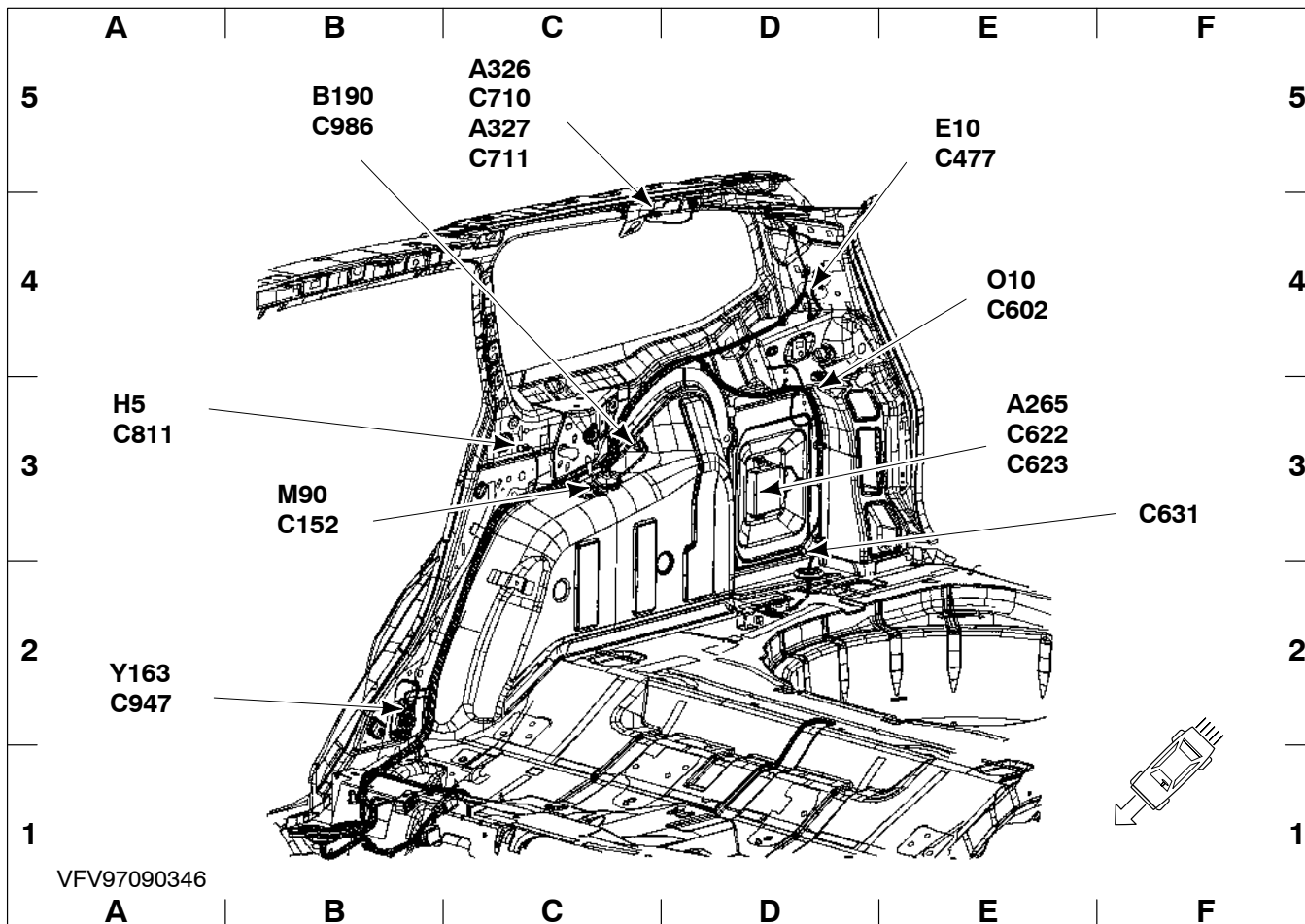
Luggage compartment, RH side, 4-door model

C58	E 5	E10 ..	Rear lamp assembly, RH side	F 5
C152	B 3	E57 ..	Luggage compartment lamp	D 5
C477	F 5	M90 .	Fuel filler door lock motor	B 3
C820	D 5			



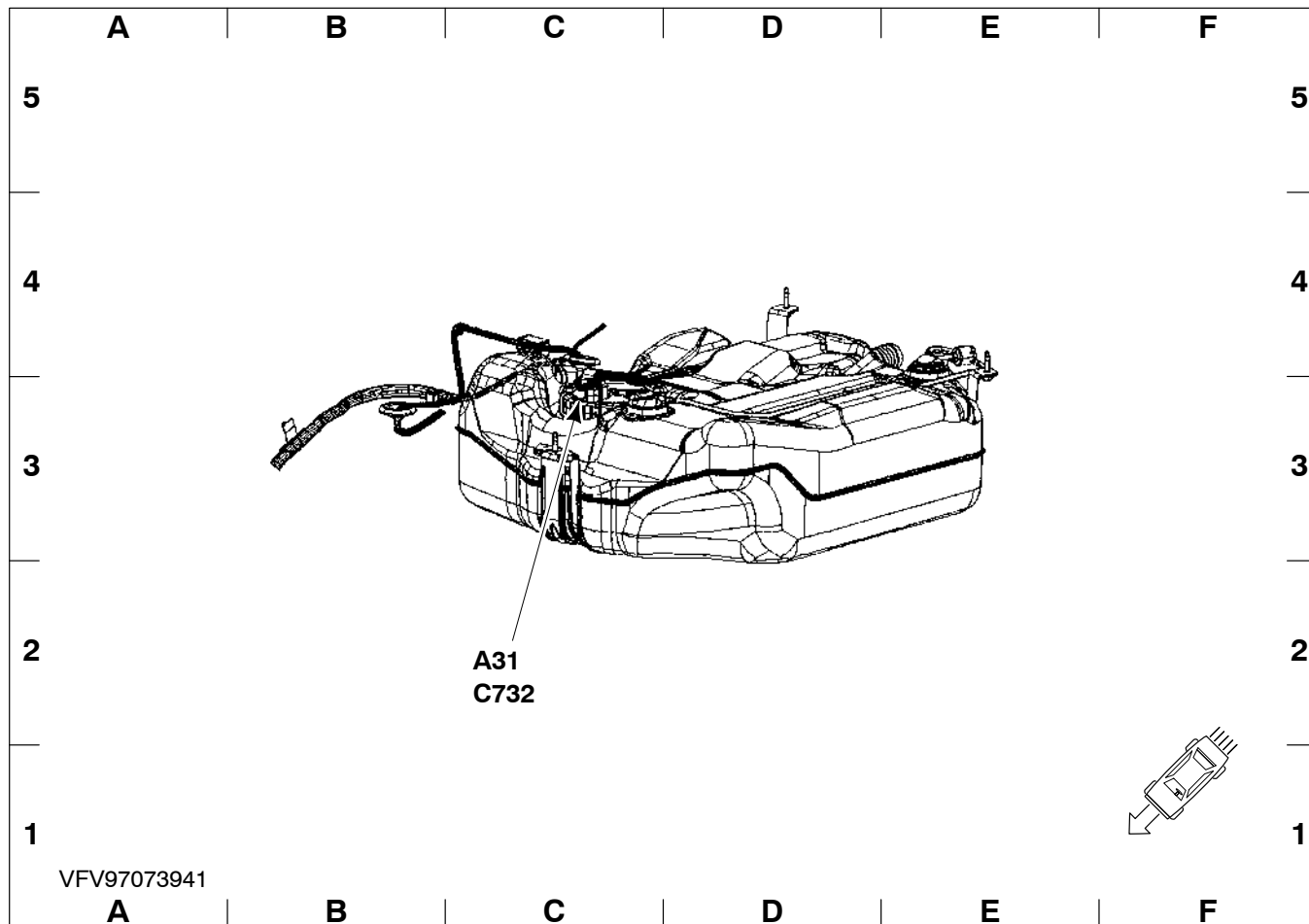
Luggage compartment, LH side, wagon

A391 . Keyless vehicle module	A 3	C218	A 3
C58	D 5	C219	A 3
C215	A 3	C476	A 5
C216	A 3	E9 . . . Rear lamp assembly, LH side	A 5
C217	A 3	G77	A 4



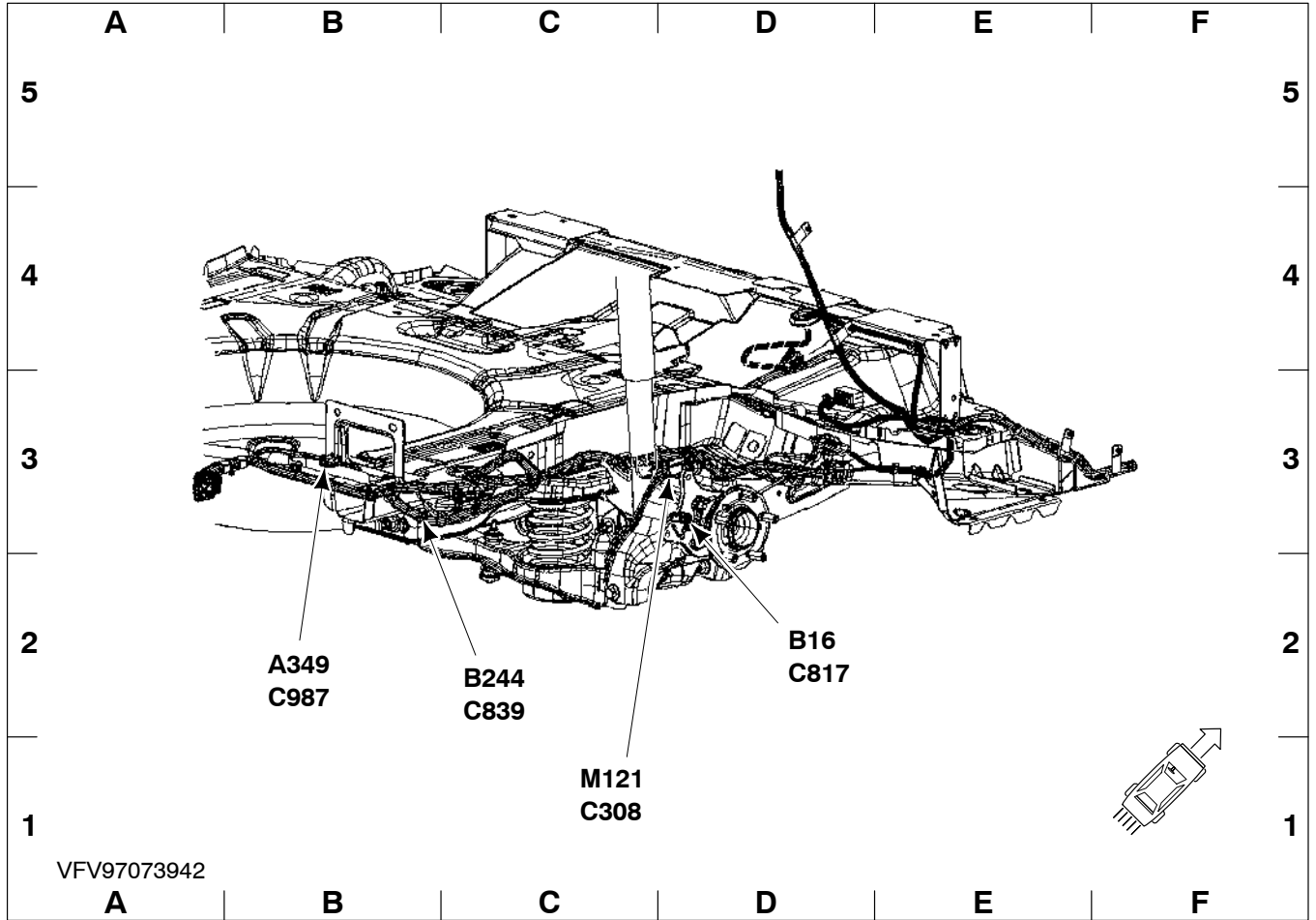
Luggage compartment, RH side, wagon

A265 .	Parking aid module	E 3	C710	C 5	
A326 .	Side head air bag module, driver	C 5	C711	C 5	
A327 .	Side head air bag module, passenger	...	C 5	C811	A 3	
B190 .	Fuel tank filler cap sensor	B 5	C947	A 2	
C152	B 3	C986	B 5	
C477	E 5	E10 ..	Rear lamp assembly, RH side	E 5
C602	E 4	H5 ...	Anti-theft alarm horn	A 3
C622	E 3	M90 .	Fuel filler door lock motor	B 3
C623	E 3	O10 ..	Power point 2	E 4
C631	F 3	Y163 .	Parking aid speaker, rear	A 2



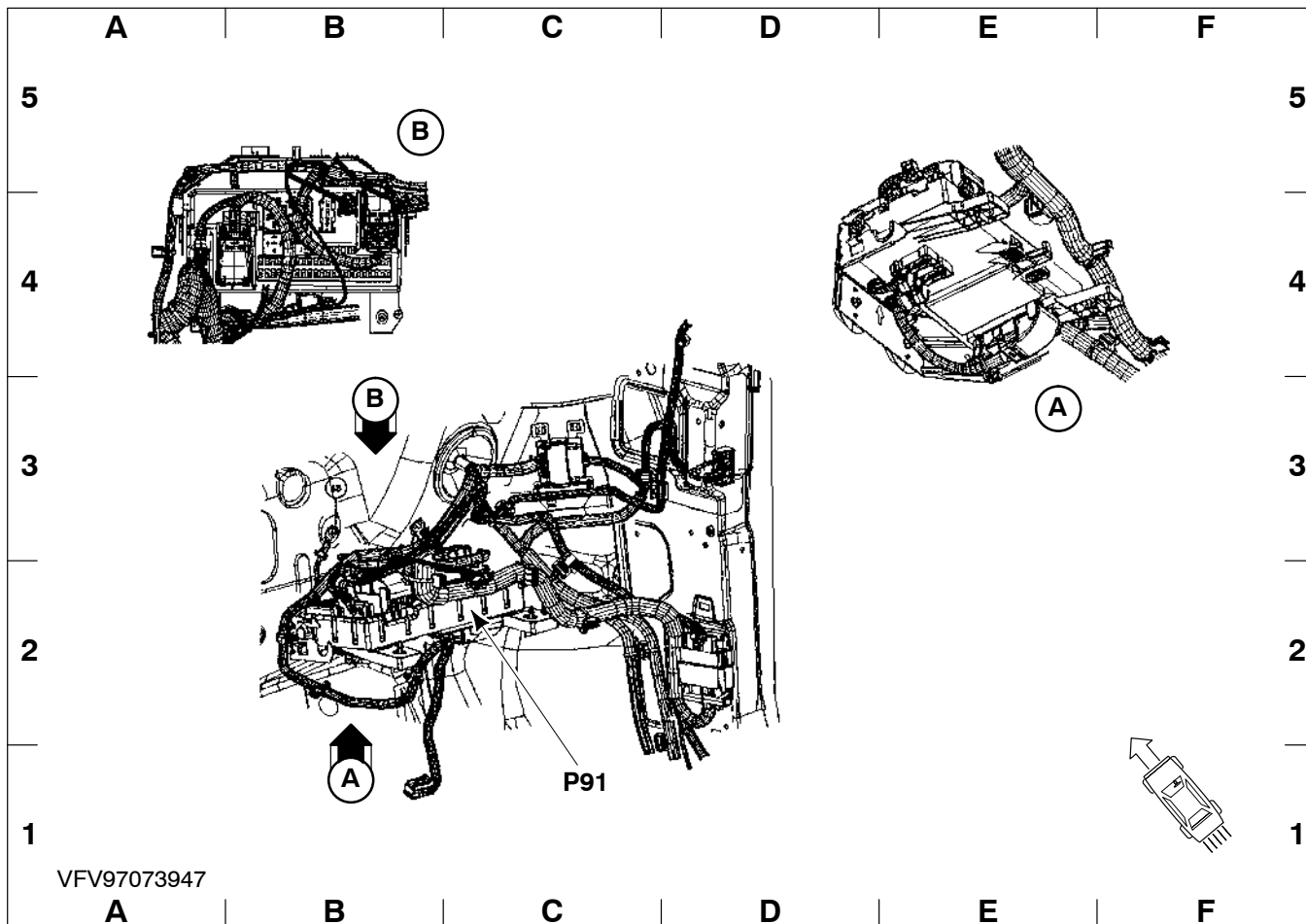
Fuel tank

A31 . . . Fuel tank unit	C 2	C732	C 2
------------------------------------	-----	----------------	-----



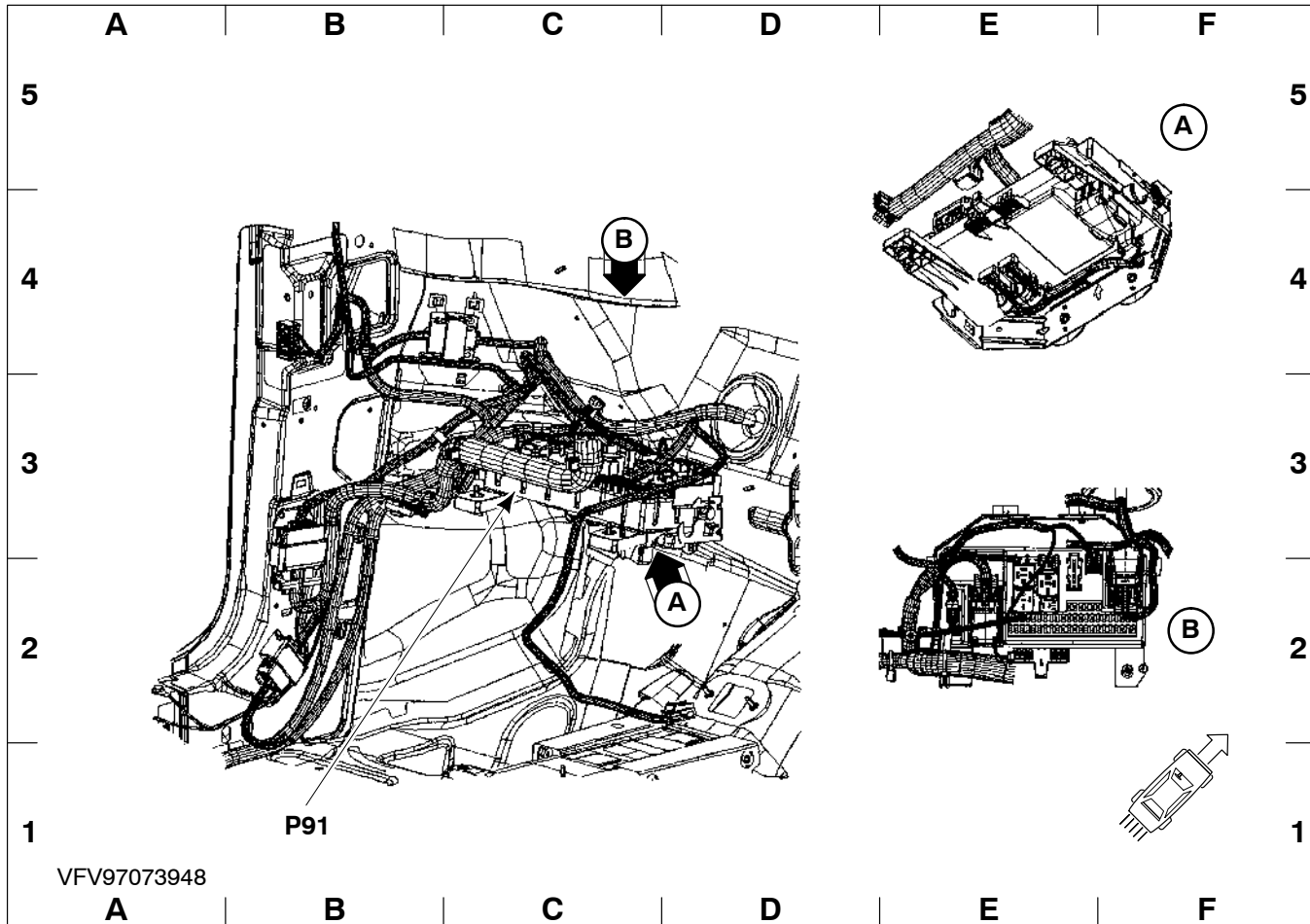
rear axle

A349 . Fuel additive system pump module	B 2	C817	D 2
B16 . . Wheel speed sensor, RH side rear	D 2	C839	C 2
B244 . Headlamp leveling sensor, rear	C 2	C987	B 2
C308	C 1	M121 Metering pump, additional heater	C 1



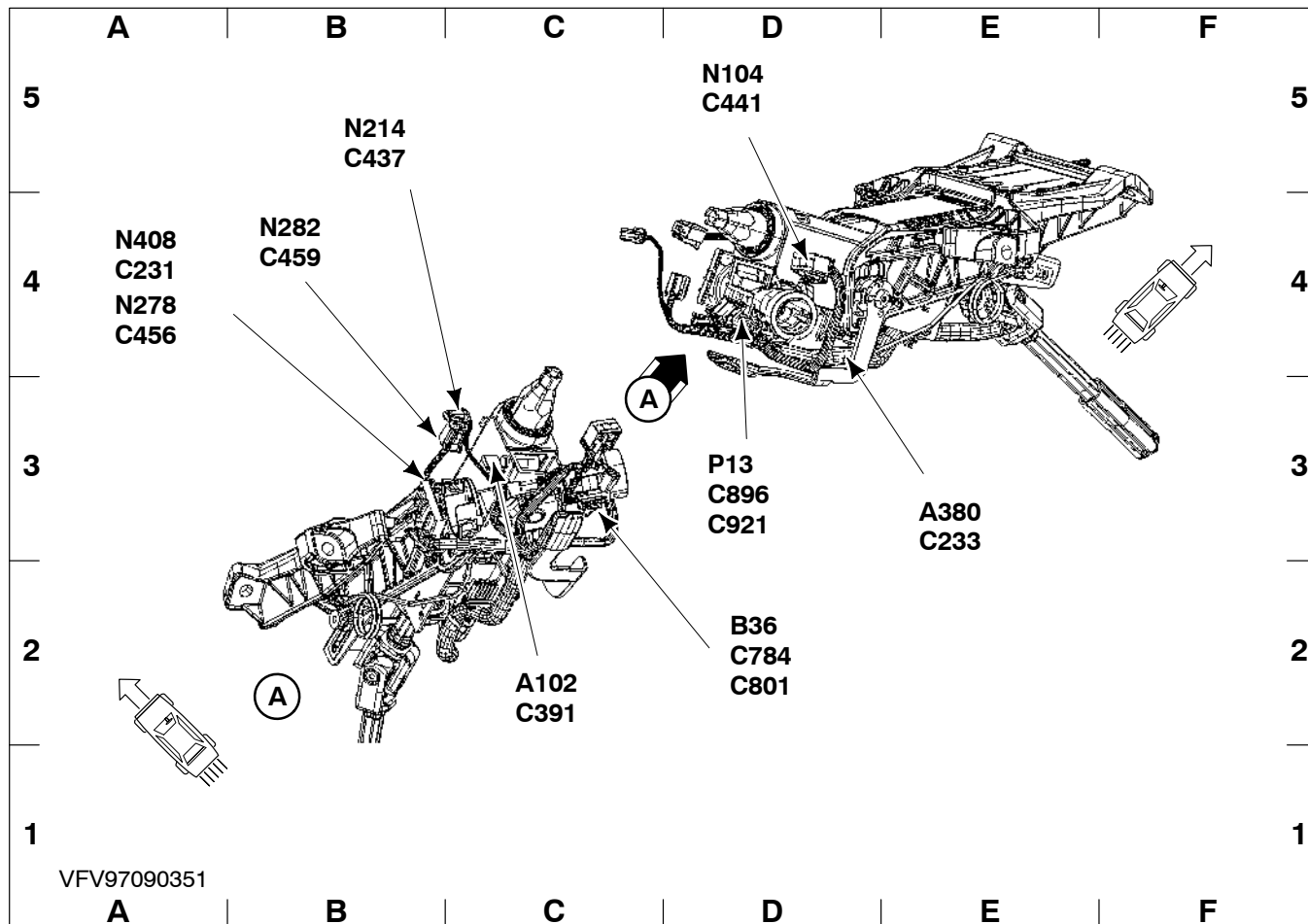
behind dash panel, RH side, LHD

P91 ... Central Junction Box (CJB) C 1



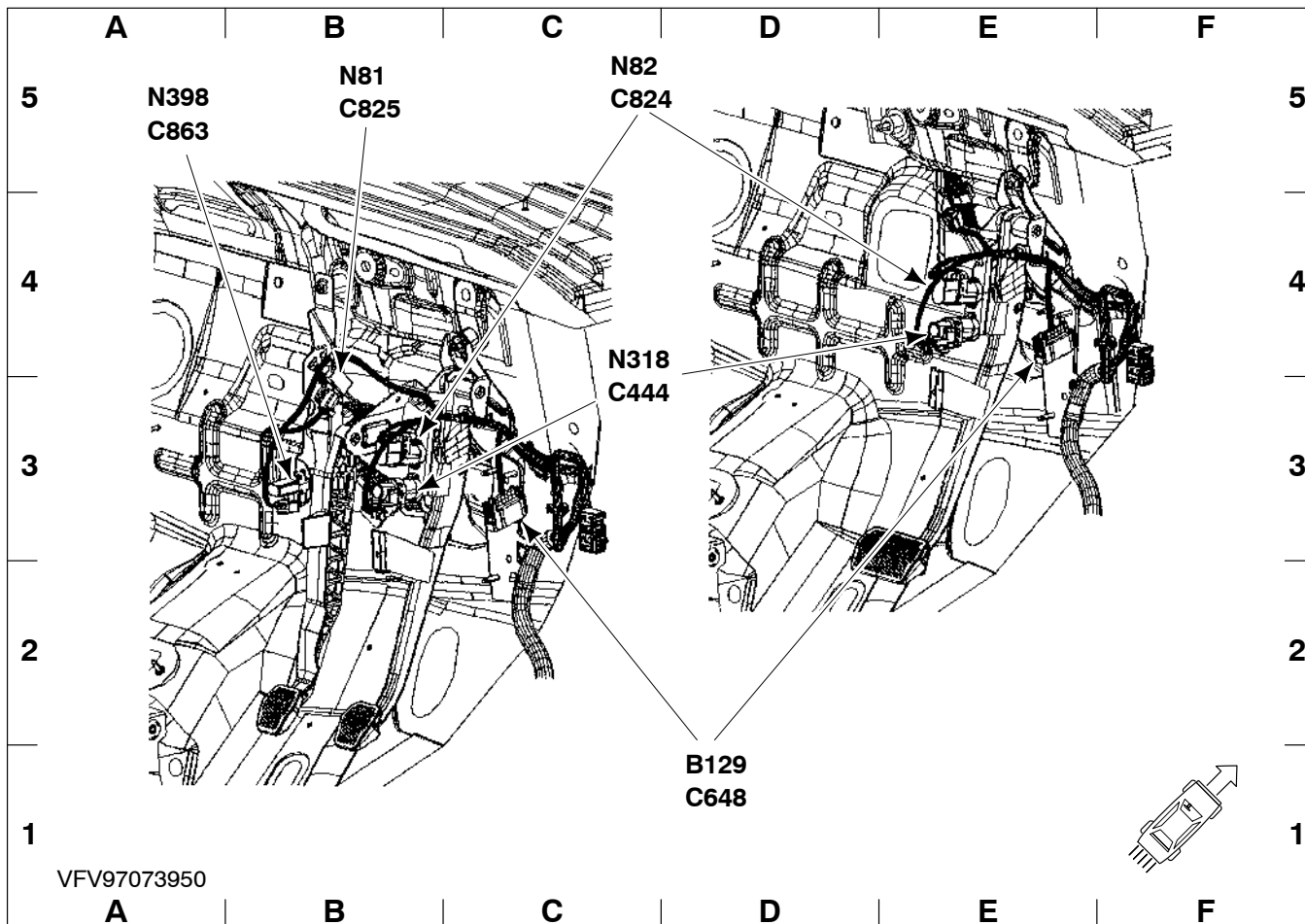
behind dash panel, LH side, RHD

P91 ... Central Junction Box (CJB) B 1



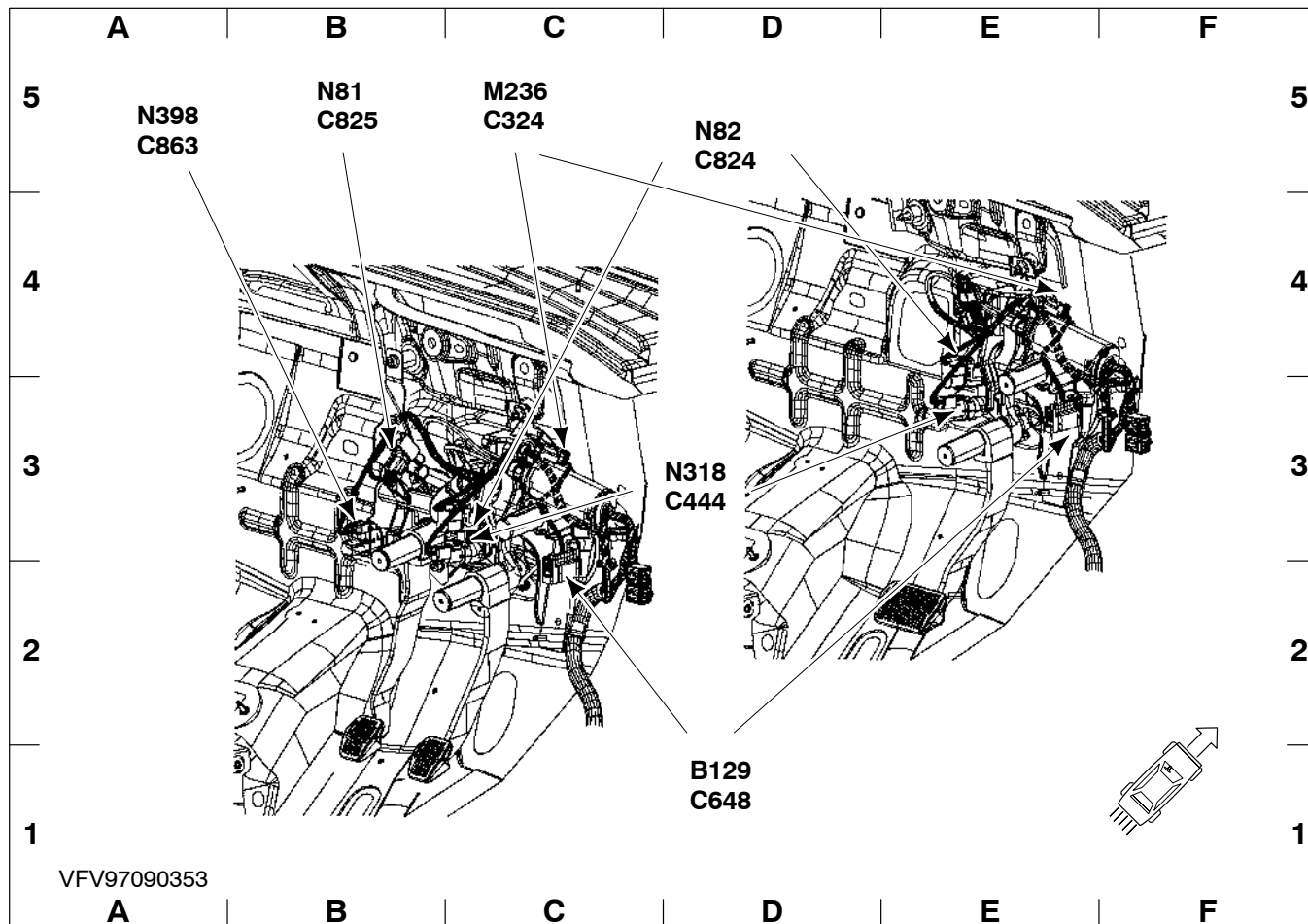
on steering column

A102 . Passive anti-theft system transceiver module	C 2	C784	D 2
A380 . Smart steering column device (SSCD)	E 3	C801	D 2
B36 . . Steering position sensor	D 2	C896	D 3
C231	A 4	C921	D 3
C233	E 3	N104 . Wiper/washer switch	D 5
C391	C 2	N214 . Radio remote control switch	B 5
C437	B 5	N278 . Ignition switch	A 4
C441	D 5	N282 . Steering column multifunction switch	B 4
C456	A 4	N408 . Steering column lock	A 4
C459	B 4	P13 . . Clock spring	D 3



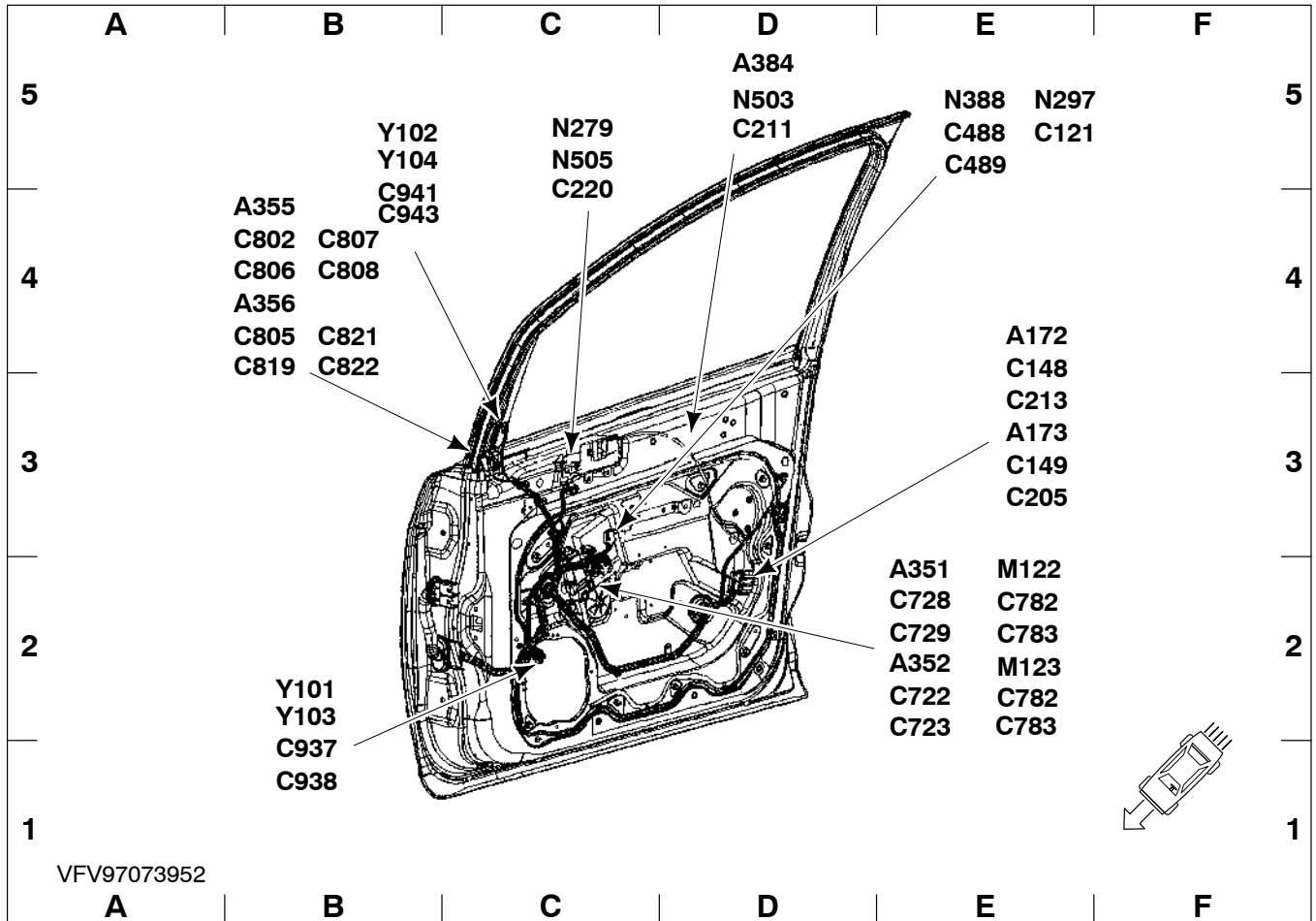
in footwell

B129 . Accelerator pedal position sensor	D 1	N81 . . Clutch pedal position switch	B 5
C444	C 3	N82 . . Brake pedal position switch	C 5
C648	D 1	N318 . Stop lamp switch	C 4
C824	C 5	N398 . Keyless vehicle clutch pedal position	
C825	B 5	switch	A 5
C863	A 5		



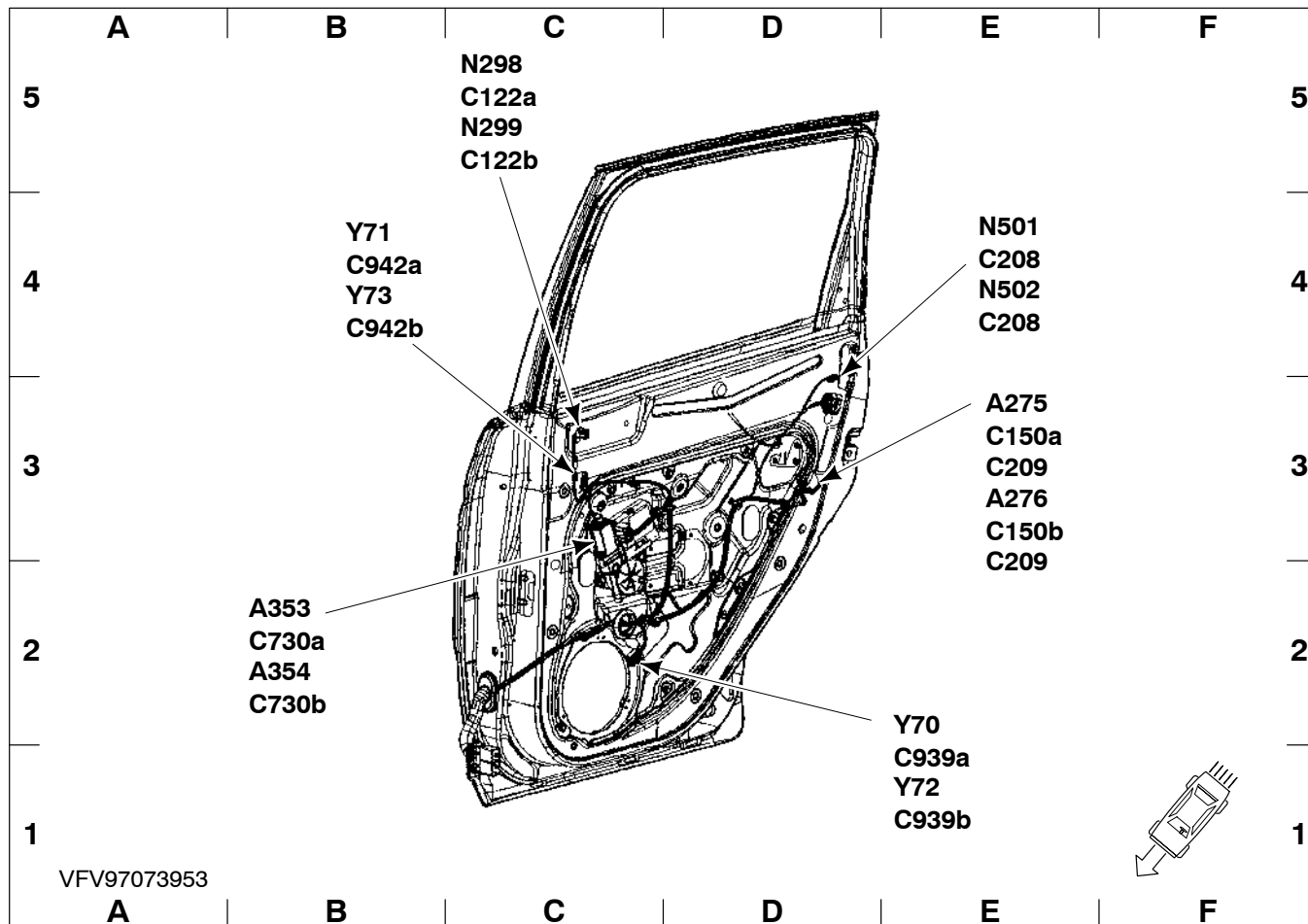
in footwell, with adjustable pedal

B129 . Accelerator pedal position sensor	D 1	M236 Adjustable pedal motor	C 5
C324	C 5	N81 .. Clutch pedal position switch	B 5
C444	D 3	N82 .. Brake pedal position switch	D 5
C648	D 1	N318 . Stop lamp switch	D 3
C824	D 5	N398 . Keyless vehicle clutch pedal position	
C825	B 5	switch	A 5
C863	A 5		



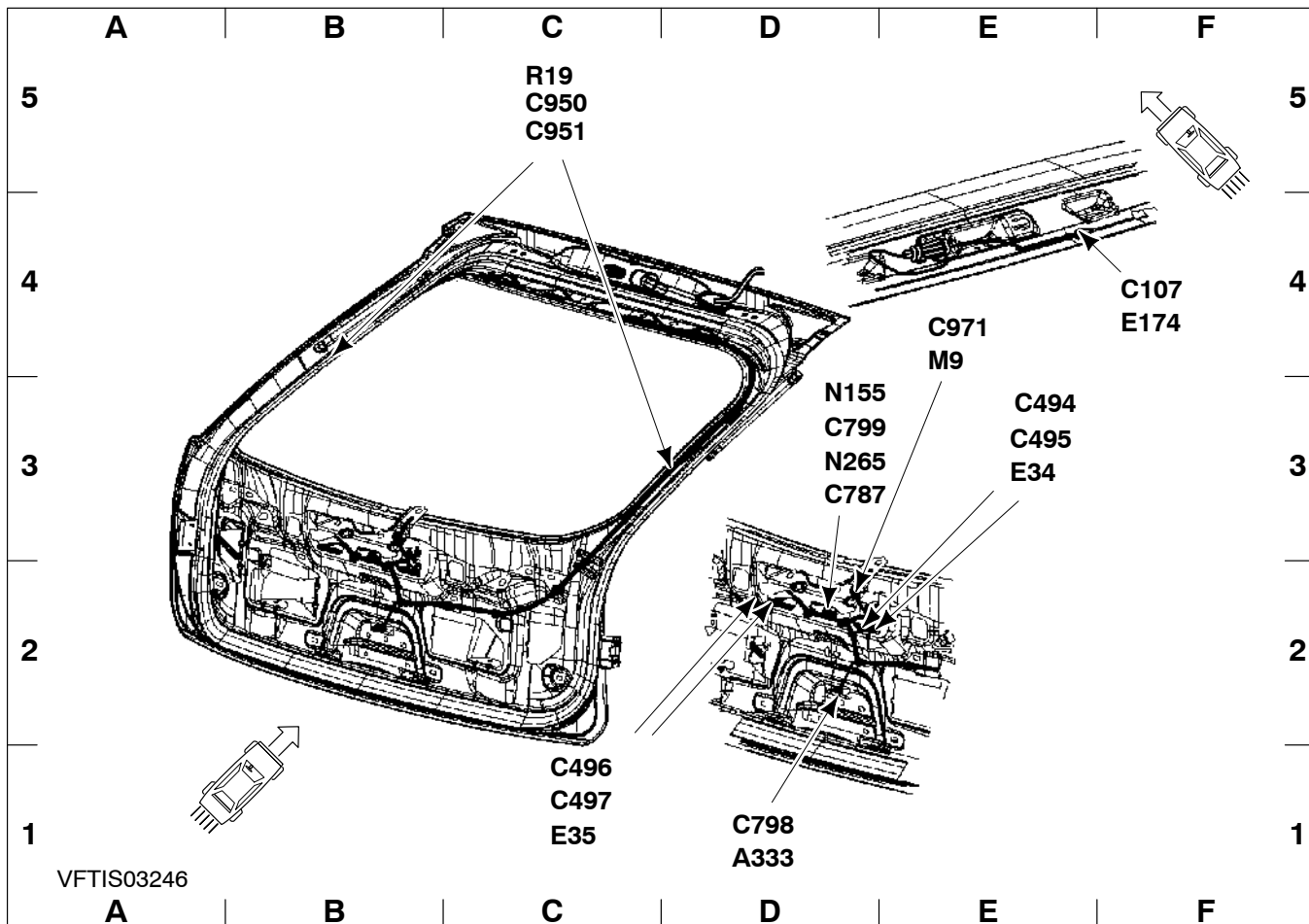
RH front door, LH similar

A172 .. Door lock unit, driver side front	E 4	C806	B 4
A173 .. Door lock unit, passenger side front	E 3	C807	B 4
A348 .. Fuel additive system module	D 5	C808	B 4
A351 .. Door control module, driver	E 2	C819	B 4
A352 .. Door control module, passenger	E 2	C821	B 4
A355 .. Exterior mirror, driver side	B 4	C822	B 4
A356 .. Exterior mirror, passenger side	B 4	C937	B 1
C121	E 5	C938	B 1
C148	E 4	C941	B 4
C149	E 3	C943	B 4
C205	E 3	M122 .. Window regulator motor, driver side front ...	E 2
C211	D 5	M123 .. Window regulator motor,	
C213	E 3	passenger side front	E 2
C220	C 4	N279 .. Power mirror fold switch	C 5
C488	E 5	N297 .. Window control switch,	
C489	E 5	passenger side front	E 5
C722	E 2	N388 .. Window control/power mirror adjust switch,	
C723	E 1	driver	E 5
C728	E 2	N503 .. Keyless vehicle door lock switch,	
C729	E 2	driver side front	D 5
C782	E 2	N505 .. Keyless vehicle global unlock switch	C 5
C782	E 2	Y101 .. Speaker 1, LH front	B 5
C783	E 2	Y102 .. Speaker 2, LH front	B 5
C783	E 2	Y103 .. Speaker 1, RH front	B 2
C802	B 4	Y104 .. Speaker 2, RH front	B 5
C805	B 4		



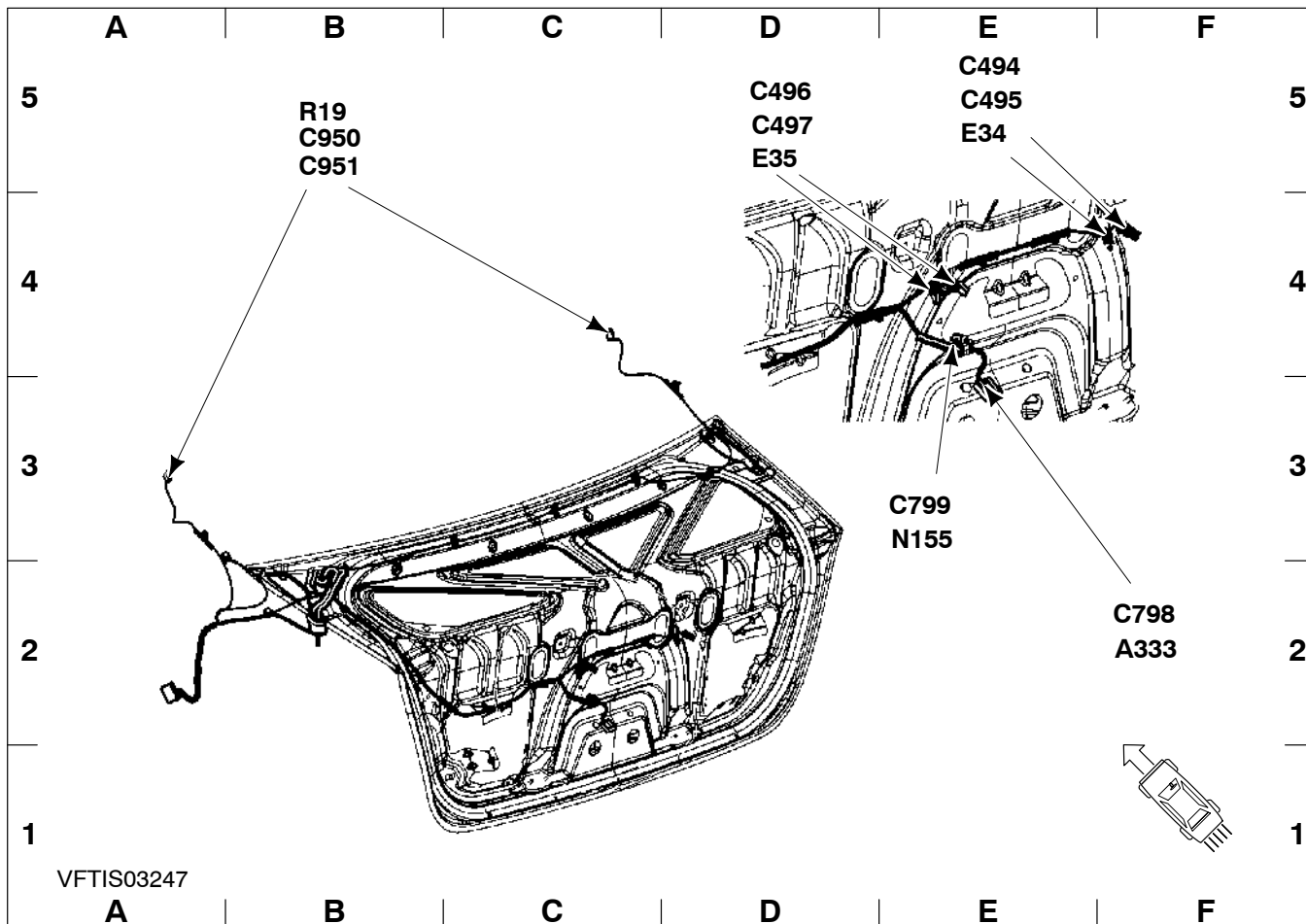
RH rear door, LH similar

A275 . Door lock unit, LH rear	E 3	C939a	E 1
A276 . Door lock unit, RH rear	E 3	C939b	E 1
A353 . Door control module, LH side rear	B 2	C942a	B 4
A354 . Door control module, RH side rear	B 2	C942b	B 4
C122a	C 5	N298 . Window control switch, LH rear	C 5
C122b	C 5	N299 . Window control switch, RH rear	C 5
C150a	E 3	N501 . Keyless vehicle door unlock switch, LH rear	E 4
C150b	E 3	N502 . Keyless vehicle door unlock switch, RH rear	E 4
C208	E 4	Y70 . . Speaker 1, LH rear door	E 2
C208	E 4	Y71 . . Speaker 2, LH rear door	B 4
C209	E 3	Y72 . . Speaker 1, RH rear door	E 1
C209	E 2	Y73 . . Speaker 2, RH rear door	B 4
C730a	B 2		
C730b	B 2		



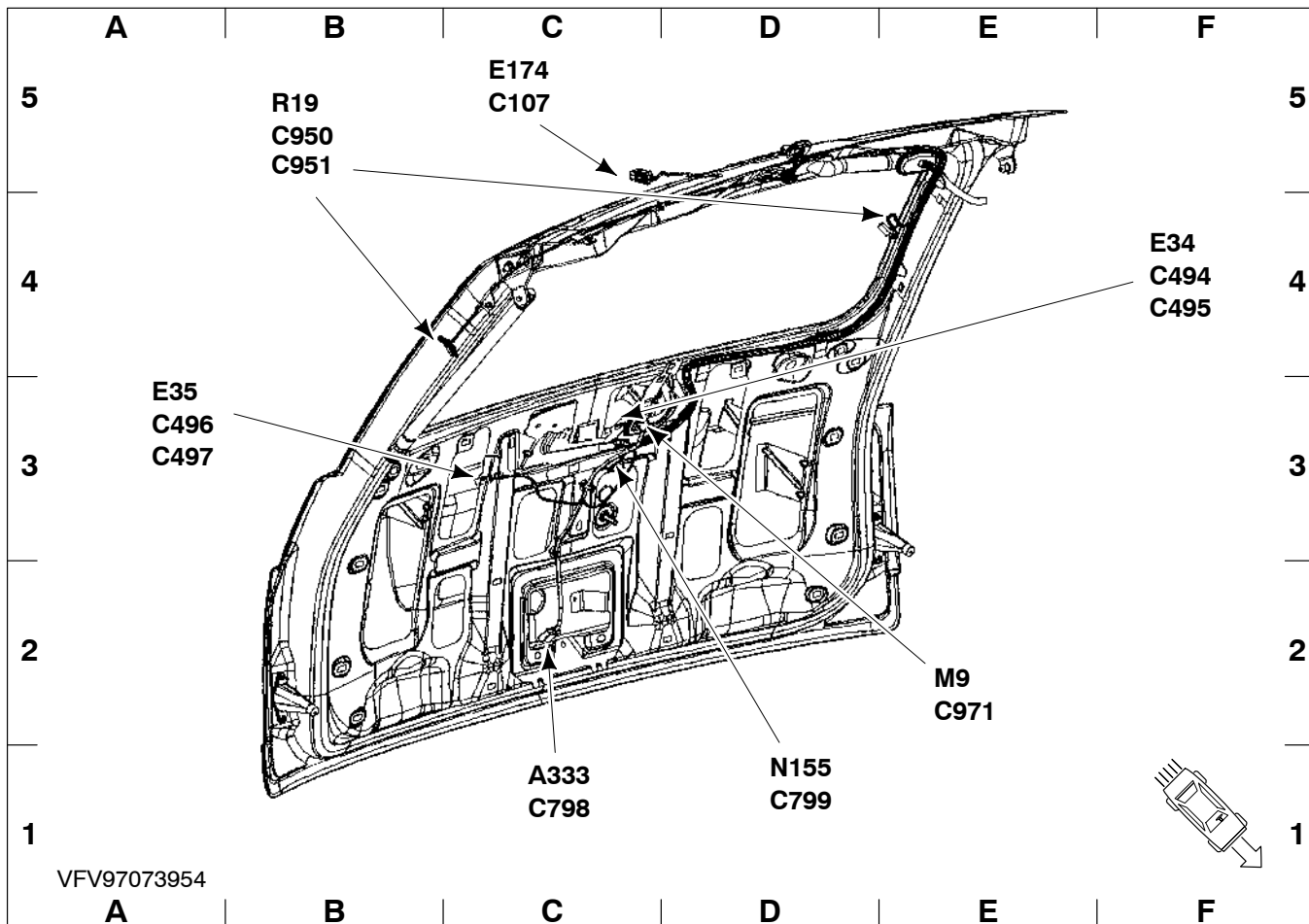
liftgate, 3-door model/5-door model

A333 . Door lock unit, liftgate	D 1	C951	C 5
C107	F 4	C971	E 4
C494	E 3	E34 . . Licence plate lamp, LH side	E 3
C495	E 3	E35 . . Licence plate lamp, RH side	C 1
C496	C 1	E174 . High mounted stop lamp	F 4
C497	C 1	M9 . . Rear window wiper motor	E 4
C787	D 3	N155 . Liftgate/luggage compartment lid release switch	D 3
C798	D 1	N265 . Liftgate switch	D 3
C799	D 3	R19 . . Rear window heater	C 5
C950	C 5		



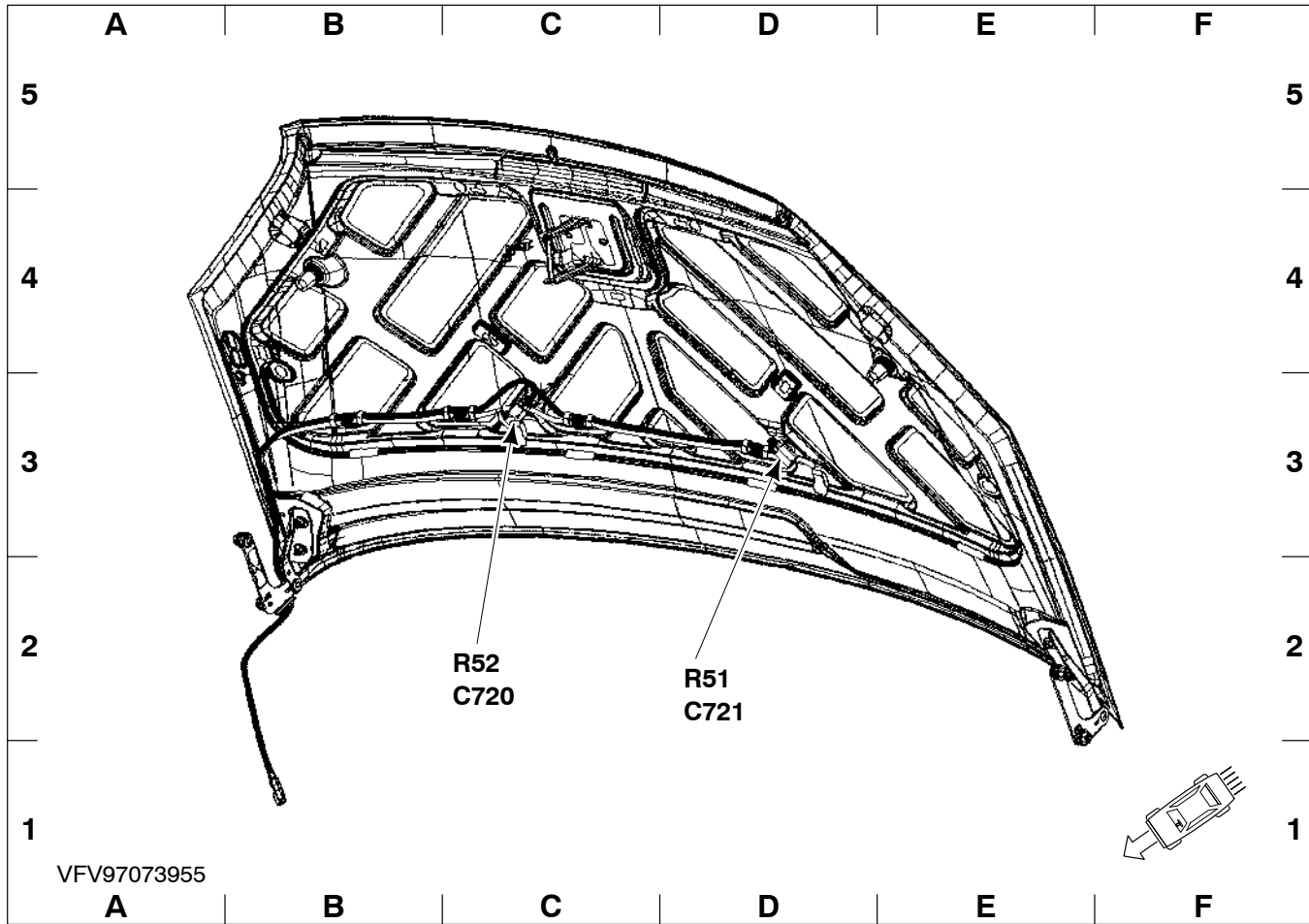
luggage compartment lid, 4-door model

A333 . Door lock unit, liftgate	F 2	C950	B 5
C494	E 5	C951	B 5
C495	E 5	E34 . . Licence plate lamp, LH side	E 5
C496	D 5	E35 . . Licence plate lamp, RH side	D 5
C497	D 5	N155 . Liftgate/luggage compartment lid release	
C798	F 2	switch	E 3
C799	E 3	R19 . . Rear window heater	B 5



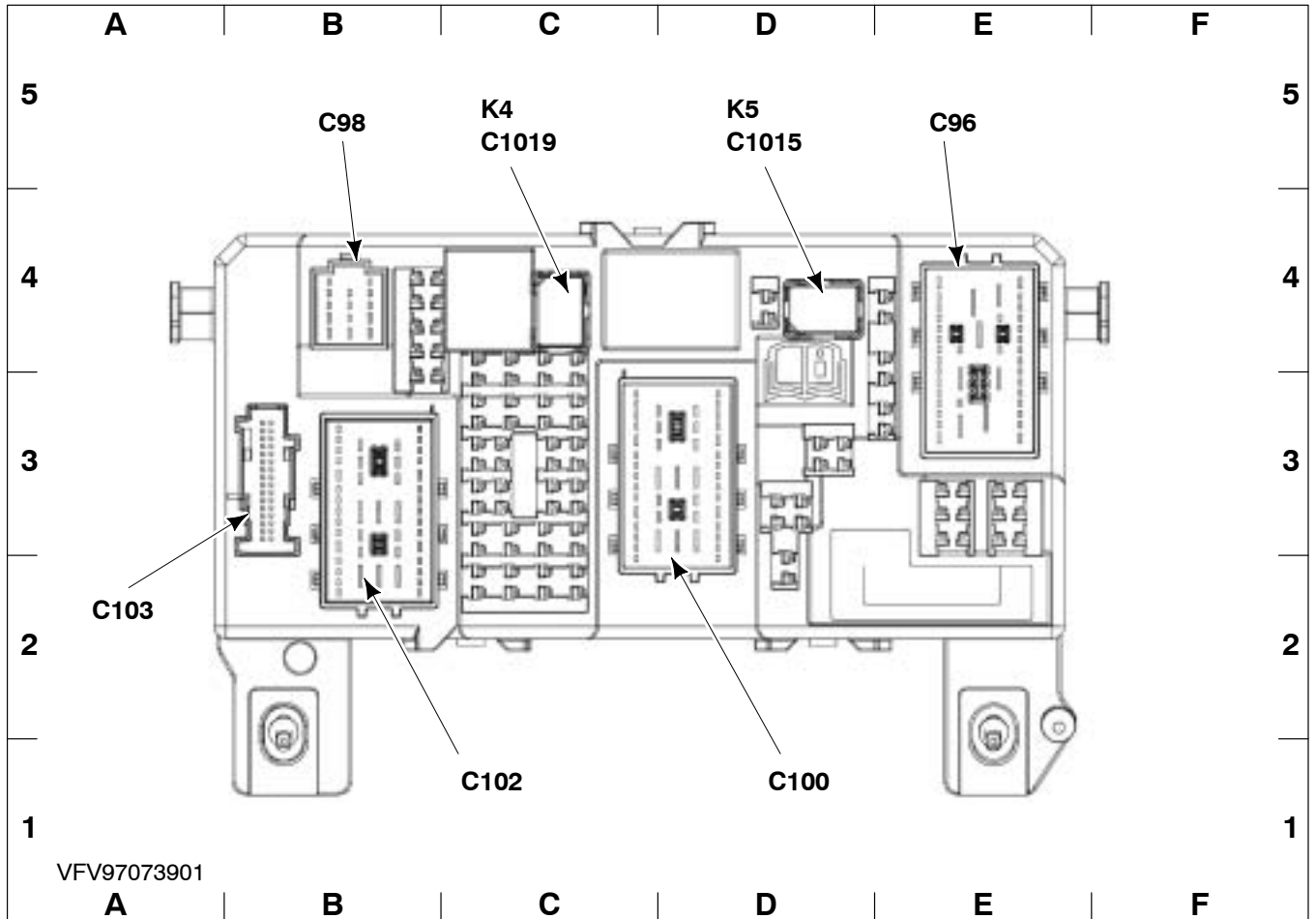
liftgate, wagon

A333 . Door lock unit, liftgate	C 1	C951	B 5
C107	C 5	C971	E 2
C494	F 4	E34 .. Licence plate lamp, LH side	F 4
C495	F 4	E35 .. Licence plate lamp, RH side	A 3
C496	A 3	E174 . High mounted stop lamp	C 5
C497	A 3	M9 .. Rear window wiper motor	E 2
C798	C 1	N155 . Liftgate/luggage compartment lid release switch	D 1
C799	D 1	R19 .. Rear window heater	B 5
C950	B 5		



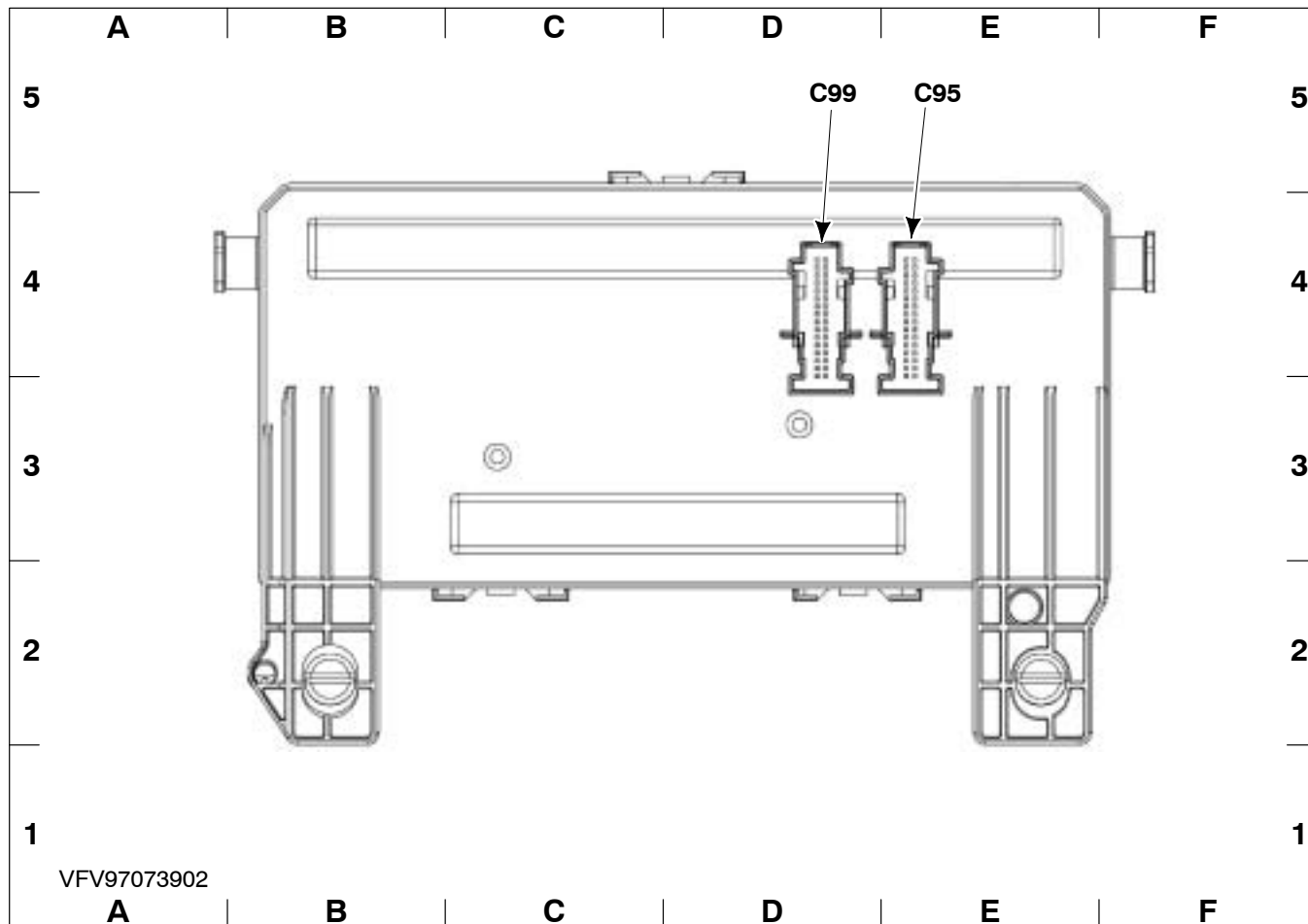
under hood

C720	C 2	R51 ..	Windshield washer jet heater, LH side ..	D 2
C721	D 2	R52 ..	Windshield washer jet heater, RH side ..	C 2



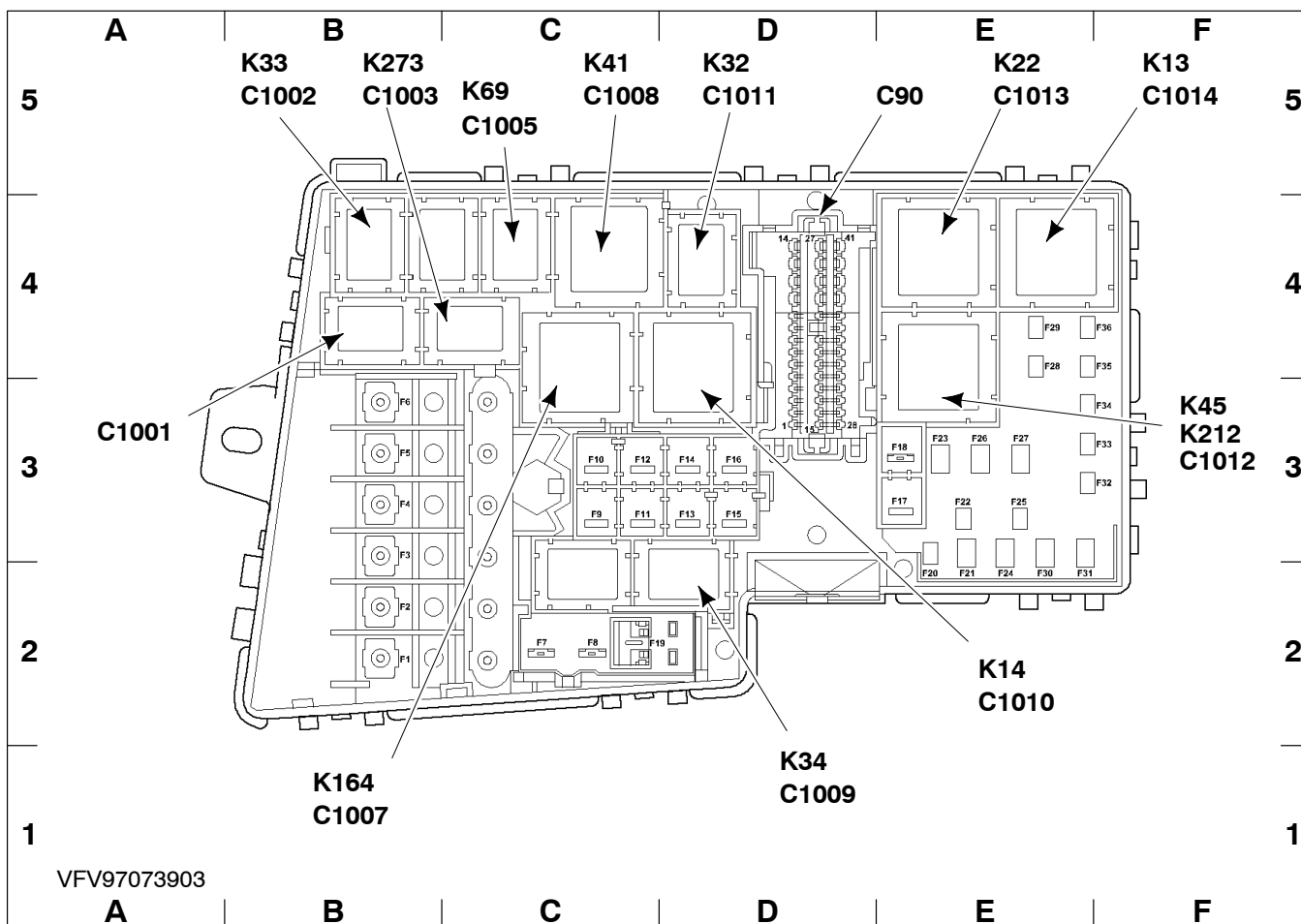
Central Junction Box (CJB), front

C96	E 5	C1015	D 5
C98	B 5	C1019	C 5
C100	D 1	K4 ... Fuel pump relay	C 5
C102	C 1	K5 ... Daytime Running Lamps (DRL) relay ..	D 5
C103	A 2		



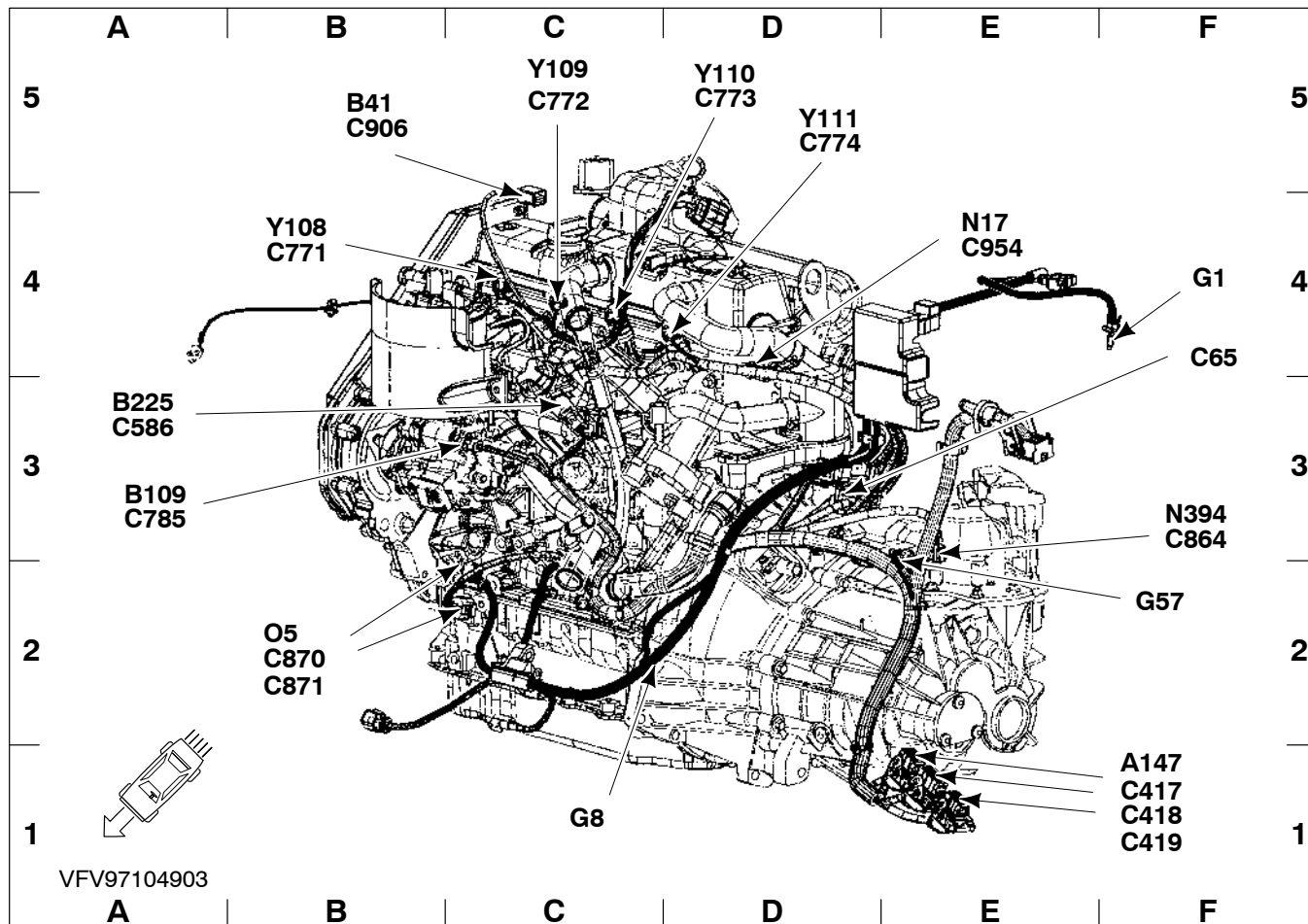
Central Junction Box (CJB), rear

C95 E 5 C99 D 5



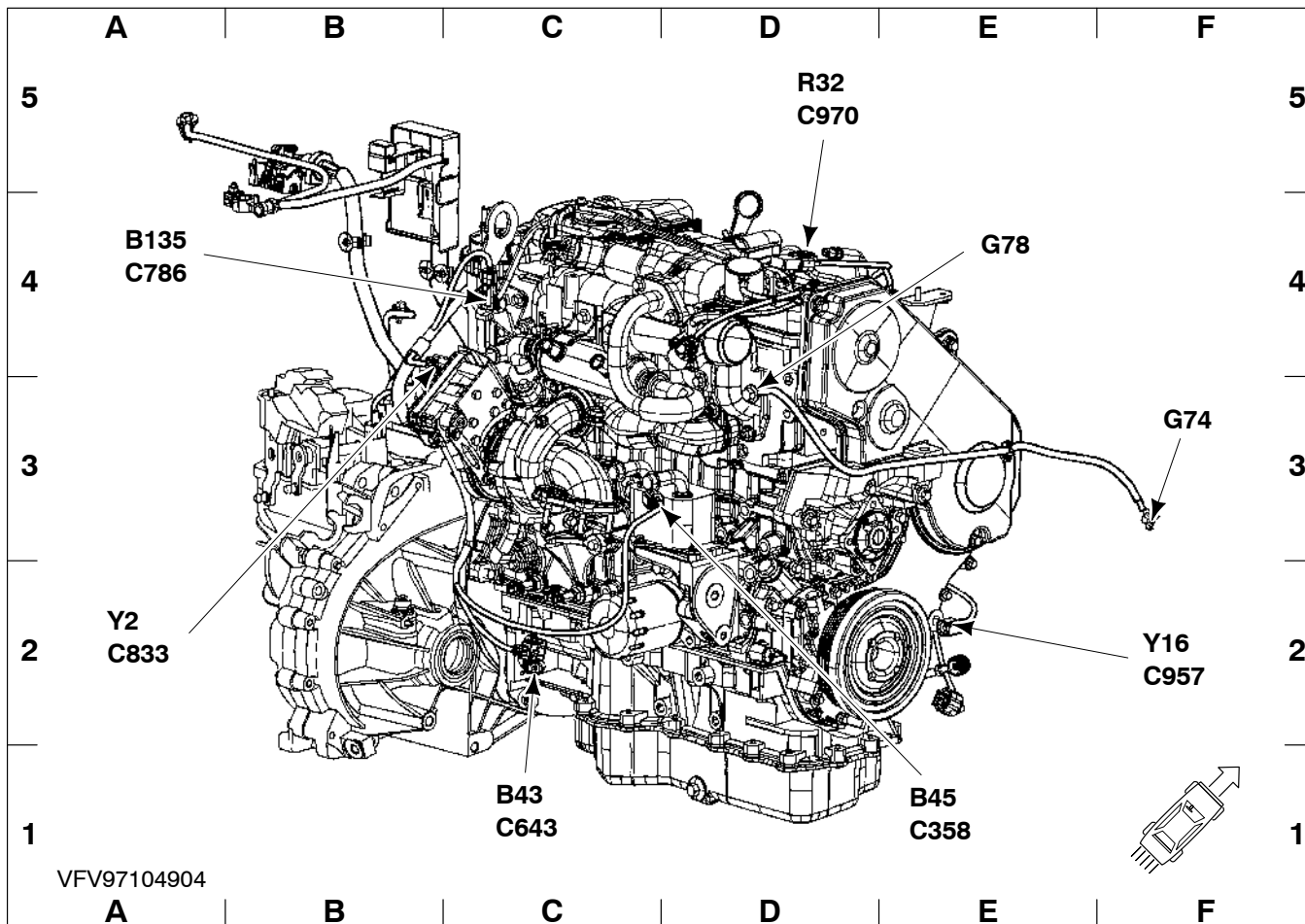
Battery Junction Box (BJB)

C90	E 5	K13 ..	Power hold relay	F 5
C1001	A 3	K14 ..	Blower motor relay	E 2
C1002	B 5	K22 ..	Starter relay	E 5
C1003	B 5	K32 ..	A/C Wide Open Throttle (WOT) relay .	D 5
C1005	C 5	K33 ..	Horn relay	B 5
C1007	B 1	K34 ..	Headlamp cleaning relay	D 1
C1008	C 5	K41 ..	Ignition relay	C 5
C1009	D 1	K45 ..	Cooling fan relay	F 3
C1010	E 2	K69 ..	Fuel heater relay	C 5
C1011	D 5	K164 .	Heated windshield relay	B 1
C1012	F 3	K212 .	Glow plug relay	F 3
C1013	E 5	K273 .	Reversing lamps relay	B 5
C1014	F 5			



engine, front, 1.8L Duratorq-TDCi (Kent) Diesel

A147 . Powertrain control module (PCM)	F 1	C870	B 2
B41 . . Camshaft position sensor	B 5	C871	B 2
B109 . Fuel temperature sensor	A 3	C906	B 5
B225 . Fuel rail pressure transducer sensor	A 3	C954	E 4
C65	F 4	G1	F 4
C417	F 1	G8	C 1
C418	F 1	G57	F 2
C419	F 1	N17 . . Oil pressure switch	E 4
C586	A 3	N394 . Reversing lamp switch	F 3
C771	B 4	O5 . . Generator	B 2
C772	C 5	Y108 . Fuel injector 1	B 4
C773	D 5	Y109 . Fuel injector 2	C 5
C774	D 5	Y110 . Fuel injector 3	D 5
C785	A 3	Y111 . Fuel injector 4	D 5
C864	F 3		



engine, rear, 1.8L Duratorq-TDCi (Kent) Diesel

B43 .. Crankshaft position sensor	C 1	C970	D 5
B45 .. Knock sensor	E 1	G74	F 3
B135 .. Cylinder head temperature sensor	A 4	G78	E 4
C358	E 1	R32 .. Fuel heater	D 5
C643	C 1	Y2 .. Exhaust Gas Recirculation (EGR)	
C786	A 4	valve	A 2
C833	A 2	Y16 .. A/C Compressor clutch	F 2
C957	F 2		

Connector Views

PAGE 1 OF 11

C18	700-07-00-1
C19	700-07-00-1
C21	700-07-00-1
C30.....	700-07-00-2
C31.....	700-07-00-3
C32	700-07-00-3
C33	700-07-00-4
C34	700-07-00-4
C41.....	700-07-00-4
C43.....	700-07-00-5
C44	700-07-00-5
C45a	700-07-00-6
C45b	700-07-00-6
C47	700-07-00-7
C49	700-07-00-7
C51	700-07-00-8
C52	700-07-00-8
C53	700-07-00-8
C54	700-07-00-9
C55	700-07-00-9
C57	700-07-00-10
C58	700-07-00-10
C62	700-07-00-11
C65.....	700-07-00-12
C70.....	700-07-00-13
C74	700-07-00-14
C77	700-07-00-15
C79	700-07-00-15
C85	700-07-00-14
C90	700-07-00-15
C95	700-07-00-16
C96	700-07-00-16
C98	700-07-00-17
C99	700-07-00-17
C100	700-07-00-18
C102	700-07-00-19
C103.....	700-07-00-20
C107	700-07-00-21
C110	700-07-00-21
C109	700-07-00-21
C111	700-07-00-22
C112.....	700-07-00-23
C113	700-07-00-24
C115	700-07-00-25
C116	700-07-00-25
C117.....	700-07-00-26
C118	700-07-00-27
C120	700-07-00-28
C121	700-07-00-28

Connector Views

PAGE 2 OF 1 1

C122a	700-07-00-28
C122b	700-07-00-29
C123	700-07-00-29
C124	700-07-00-29
C125	700-07-00-29
C131	700-07-00-29
C148	700-07-00-30
C149	700-07-00-30
C150a	700-07-00-31
C150b	700-07-00-31
C152	700-07-00-31
C155.....	700-07-00-32
C200	700-07-00-32
C203	700-07-00-33
C205	700-07-00-33
C204	700-07-00-33
C208	700-07-00-33
C209	700-07-00-34
C211	700-07-00-34
C213	700-07-00-34
C215	700-07-00-35
C216	700-07-00-35
C217	700-07-00-36
C218	700-07-00-36
C219	700-07-00-37
C220	700-07-00-37
C221	700-07-00-38
C222.....	700-70-00-38
C223.....	700-07-00-38
C224	700-07-00-38
C226	700-07-00-38
C227	700-07-00-38
C228.....	700-07-00-38
C231	700-07-00-39
C233.....	700-07-00-39
C234	700-07-00-39
C235.....	700-07-00-40
C240	700-07-00-40
C241.....	700-07-00-40
C242.....	700-07-00-40
C243	700-07-00-40
C281	700-07-00-41
C282	700-07-00-41
C300	700-07-00-42
C304	700-07-00-42
C305.....	700-07-00-42
C307.....	700-07-00-42
C308.....	700-07-00-42
C309	700-07-00-42

Connector Views

PAGE 3 OF 1 1

C320.....	700-07-00-42
C323.....	700-07-00-43
C324	700-07-00-43
C325	700-07-00-43
C330	700-07-00-43
C331	700-07-00-44
C332	700-07-00-44
C333.....	700-07-00-44
C335	700-07-00-44
C336	700-07-00-44
C337	700-07-00-44
C340	700-07-00-44
C341	700-07-00-45
C342.....	700-07-00-45
C343	700-07-00-45
C344	700-07-00-45
C345	700-07-00-45
C346	700-07-00-45
C347	700-07-00-45
C348	700-07-00-45
C352	700-07-00-46
C358	700-07-00-46
C378	700-07-00-46
C380	700-07-00-46
C381	700-07-00-46
C382	700-07-00-47
C383	700-07-00-47
C384	700-07-00-47
C386.....	700-07-00-47
C390	700-07-00-47
C391	700-07-00-48
C393	700-07-00-48
C394	700-07-00-48
C414	700-07-00-49
C415a	700-07-00-50
C415b	700-07-00-50
C416a.....	700-07-00-50
C416b	700-07-00-50
C417	700-07-00-51
C418	700-07-00-52
C419.....	700-07-00-53
C420.....	700-07-00-54
C426.....	700-07-00-54
C427.....	700-07-00-54
C428.....	700-07-00-54
C429	700-07-00-55
C430	700-07-00-55
C432	700-07-00-56
C433	700-07-00-56
C434	700-07-00-56
C437.....	700-07-00-57
C438	700-07-00-57

Connector Views

PAGE 4 OF 1 1

C439.....	700-07-00-57
C440	700-07-00-57
C441	700-07-00-58
C442	700-07-00-58
C443	700-07-00-58
C444	700-07-00-58
C446	700-07-00-59
C447	700-07-00-59
C448	700-07-00-59
C449	700-07-00-60
C452	700-07-00-60
C453	700-07-00-60
C454	700-07-00-61
C455	700-07-00-61
C456.....	700-07-00-61
C457.....	700-07-00-62
C458	700-07-00-62
C459	700-07-00-63
C461.....	700-07-00-63
C462.....	700-07-00-63
C463.....	700-07-00-63
C464	700-07-00-63
C470	700-07-00-63
C472.....	700-07-00-64
C473.....	700-07-00-64
C476.....	700-07-00-65
C477	700-07-00-65
C478	700-07-00-65
C479	700-07-00-65
C482	700-07-00-65
C481.....	700-07-00-66
C485	700-07-00-66
C487.....	700-07-00-67
C488	700-07-00-67
C489	700-07-00-67
C493	700-07-00-68
C495	700-07-00-68
C494.....	700-07-00-68
C496	700-07-00-68
C497	700-07-00-68
C522	700-07-00-68
C523	700-07-00-69
C524	700-07-00-69
C526	700-07-00-69
C525	700-07-00-69
C532.....	700-07-00-70
C533.....	700-07-00-70
C534.....	700-07-00-70
C536	700-07-00-70

Connector Views

PAGE 5 OF 1 1

C538.....	700-07-00-70
C539	700-07-00-71
C540.....	700-07-00-72
C541.....	700-07-00-72
C542.....	700-07-00-72
C543.....	700-07-00-72
C544	700-07-00-73
C550	700-07-00-73
C553.....	700-07-00-73
C554.....	700-07-00-73
C556.....	700-07-00-73
C561.....	700-07-00-73
C562	700-07-00-74
C563.....	700-07-00-74
C564.....	700-07-00-75
C566.....	700-07-00-75
C567.....	700-07-00-75
C568	700-07-00-75
C570	700-07-00-75
C574	700-07-00-75
C575	700-07-00-76
C576	700-07-00-76
C577.....	700-07-00-76
C578.....	700-07-00-76
C579	700-07-00-76
C580	700-07-00-76
C581	700-07-00-76
C582.....	700-07-00-77
C583.....	700-07-00-77
C584	700-07-00-77
C585	700-07-00-77
C586	700-07-00-77
C587	700-07-00-77
C588	700-07-00-77
C589	700-07-00-78
C591.....	700-07-00-79
C592	700-07-00-79
C593.....	700-07-00-79
C594.....	700-07-00-80
C595.....	700-07-00-81
C596.....	700-07-00-81
C597.....	700-07-00-81
C598.....	700-07-00-81
C599	700-07-00-82
C600	700-07-00-83
C601.....	700-07-00-84
C602.....	700-07-00-84
C604.....	700-07-00-84
C605.....	700-07-00-84

Connector Views

PAGE 6 OF 1 1

C606	700-07-00-84
C607	700-07-00-84
C608	700-07-00-85
C619.....	700-07-00-85
C622	700-07-00-85
C623	700-07-00-86
C625	700-07-00-86
C630	700-07-00-86
C631.....	700-07-00-86
C634.....	700-07-00-87
C635.....	700-07-00-87
C638.....	700-07-00-87
C639	700-07-00-87
C640.....	700-07-00-87
C643	700-07-00-87
C644	700-07-00-88
C645	700-07-00-88
C648.....	700-07-00-88
C650	700-07-00-88
C654	700-07-00-88
C656	700-07-00-89
C690	700-07-00-90
C692	700-07-00-91
C694	700-07-00-91
C695	700-07-00-91
C710	700-07-00-91
C711.....	700-07-00-92
C715	700-07-00-93
C717	700-07-00-93
C720.....	700-07-00-93
C721	700-07-00-93
C722.....	700-07-00-93
C723.....	700-07-00-94
C724	700-07-00-94
C725	700-07-00-94
C726.....	700-07-00-95
C728	700-07-00-95
C729.....	700-07-00-96
C730a	700-07-00-97
C730b	700-07-00-97
C732	700-07-00-98
C734	700-07-00-98
C735.....	700-07-00-99
C736	700-07-00-99
C737	700-07-00-100
C741	700-07-00-100
C742	700-07-00-100
C743	700-07-00-101
C745	700-07-00-101

Connector Views

PAGE 7 OF 1 1

C746	700-07-00-101
C747	700-07-00-101
C748	700-07-00-102
C749	700-07-00-102
C753	700-07-00-102
C754	700-07-00-102
C755	700-07-00-102
C756	700-07-00-102
C757	700-07-00-103
C758	700-07-00-103
C759	700-07-00-103
C760	700-07-00-103
C761	700-07-00-103
C762	700-07-00-104
C771.....	700-07-00-104
C772.....	700-07-00-104
C773	700-07-00-104
C774	700-07-00-105
C775.....	700-07-00-105
C776.....	700-07-00-105
C778.....	700-07-00-105
C779	700-07-00-105
C782.....	700-07-00-106
C783.....	700-07-00-106
C784.....	700-07-00-106
C785.....	700-07-00-106
C786.....	700-07-00-106
C787	700-07-00-106
C788.....	700-07-00-107
C789	700-07-00-107
C790.....	700-07-00-107
C791.....	700-07-00-107
C792	700-07-00-107
C793.....	700-07-00-108
C797	700-07-00-109
C798	700-07-00-109
C799	700-07-00-109
C801.....	700-07-00-109
C802	700-07-00-109
C803.....	700-07-00-110
C804.....	700-07-00-110
C805	700-07-00-110
C806.....	700-07-00-111
C807	700-07-00-111
C808.....	700-07-00-111
C809.....	700-07-00-112
C810.....	700-07-00-112
C811.....	700-07-00-112
C813	700-07-00-112

Connector Views

PAGE 8 OF 1 1

C814.....	700-07-00-112
C815	700-07-00-113
C816	700-07-00-113
C817	700-07-00-113
C819	700-07-00-113
C820	700-07-00-113
C821	700-07-00-114
C822	700-07-00-114
C823	700-07-00-114
C824	700-07-00-114
C825	700-07-00-114
C826	700-07-00-115
C827	700-07-00-115
C828	700-07-00-115
C829	700-07-00-115
C830.....	700-07-00-116
C831.....	700-07-00-117
C832	700-07-00-117
C833	700-07-00-118
C834	700-07-00-118
C836.....	700-07-00-118
C837	700-07-00-118
C838	700-07-00-119
C839	700-07-00-119
C841	700-07-00-119
C842.....	700-07-00-119
C843	700-07-00-120
C844	700-07-00-120
C845	700-07-00-120
C846	700-07-00-120
C848.....	700-07-00-120
C849	700-07-00-120
C851	700-07-00-120
C854	700-07-00-121
C855	700-07-00-121
C856.....	700-07-00-121
C857.....	700-07-00-121
C858	700-07-00-121
C859.....	700-07-00-121
C860	700-07-00-121
C863.....	700-07-00-122
C864	700-07-00-122
C866	700-07-00-122
C868.....	700-07-00-122
C870	700-07-00-122
C871	700-07-00-122
C872.....	700-07-00-123
C875	700-07-00-123
C878	700-07-00-123

Connector Views

PAGE 9 OF 1 1

C882	700-07-00-123
C886	700-07-00-123
C890	700-07-00-123
C891	700-07-00-124
C892	700-07-00-124
C893	700-07-00-124
C894	700-07-00-124
C895	700-07-00-124
C896	700-07-00-124
C897	700-07-00-125
C898	700-07-00-125
C899	700-07-00-125
C902	700-07-00-125
C903	700-07-00-125
C904	700-07-00-125
C906	700-07-00-126
C911	700-07-00-126
C912	700-07-00-126
C912a	700-07-00-126
C915.....	700-07-00-126
C914	700-07-00-126
C916.....	700-07-00-126
C917	700-07-00-127
C918	700-07-00-127
C920.....	700-07-00-127
C921	700-07-00-127
C922	700-07-00-127
C923.....	700-07-00-127
C924	700-07-00-127
C925.....	700-07-00-128
C926.....	700-07-00-128
C927	700-07-00-128
C928	700-07-00-128
C929	700-07-00-128
C930.....	700-07-00-128
C931	700-07-00-129
C933	700-07-00-129
C937	700-07-00-129
C934	700-07-00-129
C938	700-07-00-130
C939	700-07-00-130
C939b	700-07-00-130
C940	700-07-00-131
C941	700-07-00-131
C942	700-07-00-131
C942a.....	700-07-00-132
C942b	700-07-00-132
C943	700-07-00-132
C944.....	700-07-00-132

Connector Views

PAGE 10 OF 1 1

C945	700-07-00-133
C946.....	700-07-00-133
C947.....	700-07-00-133
C949	700-07-00-133
C950	700-07-00-133
C951	700-07-00-133
C952	700-07-00-134
C953	700-07-00-134
C954	700-07-00-134
C956	700-07-00-134
C957	700-07-00-134
C958	700-07-00-135
C959.....	700-07-00-135
C960	700-07-00-135
C961.....	700-07-00-135
C963	700-07-00-135
C964.....	700-07-00-135
C965	700-07-00-135
C970.....	700-07-00-136
C971	700-07-00-136
C974	700-07-00-136
C978	700-07-00-136
C983	700-07-00-136
C984	700-07-00-137
C985	700-07-00-137
C986	700-07-00-137
C987	700-07-00-138
C1001	700-07-00-138
C1002	700-07-00-138
C1003	700-07-00-138
C1005	700-07-00-138
C1007.....	700-07-00-138
C1008.....	700-07-00-138
C1009.....	700-07-00-139
C1010	700-07-00-139
C1011.....	700-07-00-139
C1012	700-07-00-139
C1013.....	700-07-00-139
C1014	700-07-00-139
C1015	700-07-00-139
C1019	700-07-00-139
C1020	700-07-00-140
C1430.....	700-07-00-140
C2002	700-07-00-141
C2003.....	700-07-00-141
C2004	700-07-00-141
C2005	700-07-00-141
C2006	700-07-00-141
C2007	700-07-00-141

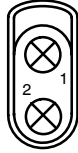
Connector Views

PAGE 1 1 OF 1 1

C2008.....	700-07-00-142
C2009	700-07-00-142
C2010	700-07-00-142
C2011	700-07-00-142
C2012	700-07-00-142
C2013	700-07-00-142
C2014	700-07-00-143
C2015	700-07-00-143
C2016	700-07-00-143
C2017	700-07-00-143
C2023	700-07-00-143
C2024	700-07-00-143
C2027	700-07-00-143
C2034	700-07-00-144
C2035	700-07-00-144
C2036	700-07-00-144
C2037	700-07-00-144
C2038	700-07-00-145
C2039	700-07-00-145
C2040.....	700-07-00-145
C2041.....	700-07-00-145
C2309	700-07-00-146
C2310	700-07-00-146
C2320	700-07-00-146
C2321	700-07-00-146
C2322	700-07-00-146
C2323	700-07-00-146
C2324	700-07-00-147
C2430	700-07-00-147
C2434	700-07-00-147
C2578	700-07-00-147
C2579.....	700-07-00-147
C3058	700-07-00-148
C3058a.....	700-07-00-149
C3058b	700-07-00-149
C3062	700-07-00-150
C3062	700-07-00-150
C3928	700-07-00-150
C3929.....	700-07-00-150
C3931	700-07-00-150
C3931a.....	700-07-00-150
C3931b	700-07-00-151
C3932	700-07-00-151
C3932a	700-07-00-151
C3932b	700-07-00-151
C3935	700-07-00-151
C3935b	700-07-00-151
C3936	700-07-00-151
C3936a	700-07-00-152
C3936b	700-07-00-152

C18

F02007



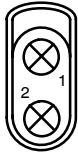
F02005



- (1) 31-LG13 (BK)
- (2) 49S-LG13 (BU/RD)

C19

F02007



F02005

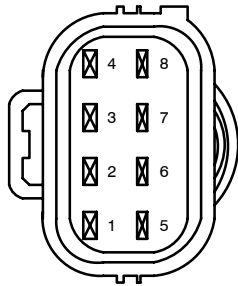


- (1) 31-LG20 (BK)
- (2) 49S-LG20 (BU/WH)

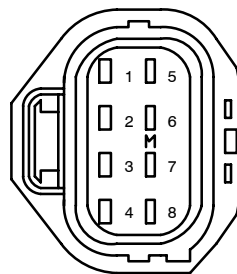
C21

14014

F08098

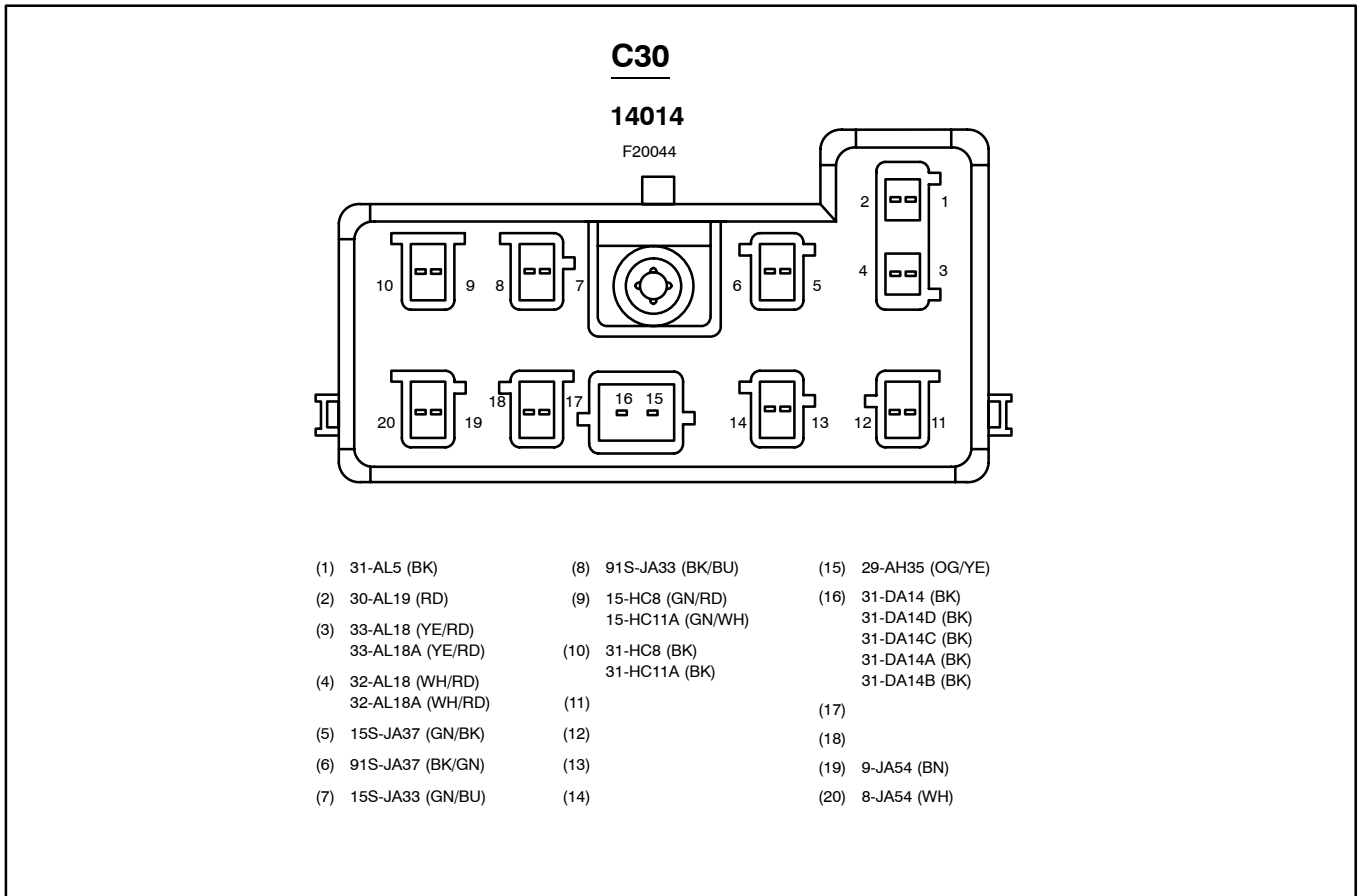


F08188



- (1) 15S-RG2 (GN/OG)
15S-RG2A (GN/OG)
15S-RG2C (GN/OG)
- (2) 8-GA7A (WH/RD)
8-GA7B (WH/RD)
- (3) 9-GA7A (BN/RD)
9-GA7B (BN/RD)
- (4) 31-RG2A (BK)
31-RG2C (GN/OG)
- (5) 15-GA6 (GN/YE)
15-GA6A (GN/YE)
- (6)
- (7)
- (8)

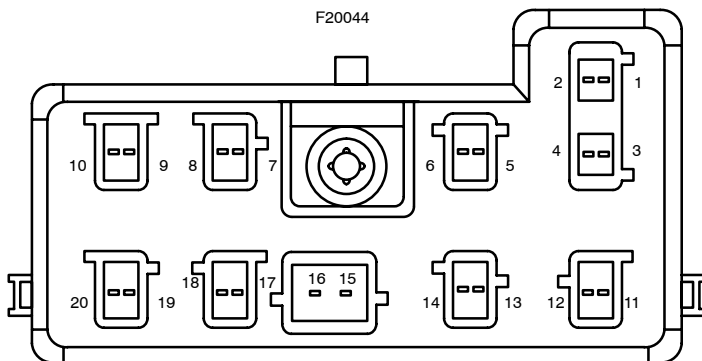
- (1) 15S-RG2A (GN/OG)
- (2) 8-GA7A (WH/RD)
- (3) 9-GA7A (BN/RD)
- (4) 31-RG2A (BK)
- (5) 15-GA6 (GN/YE)
- (6)
- (7)
- (8)



C31

14014

F20044

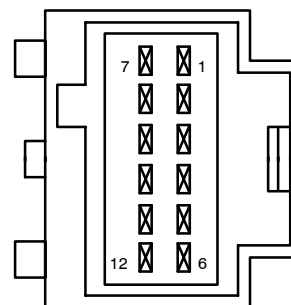


- | | | |
|---|---|---|
| (1) 1-MD49 (WH/GN) | (13) 4-EC10AB (GY) + 4-EC10AC (GY)
4-EC10AM (GY) + 4-EC10P (GY)
4-EC10E (GY) + 4-EC10R (GY)
4-EC10E (GY) + 4-EC10F (GY)
4-EC10F (GY) + 4-EC10K (GY)
4-EC10F (BU) + 4-EC10K (GY)
4-EC10K (BU) + 4-EC10AC (GY)
4-EC10K (GY) + 4-EC10V (BU)
4-EC10P (GY) + 4-EC10AR (GY)
4-EC10R (GY) + 4-EC10V (GY)
4-EC10R (BU) + 4-EC10U (GY)
4-EC10B (GY) + 4-EC10AC (GY)
4-EC10S (GY) + 4-EC10AC (GY) | (15) 91-MD8 (BK/OG)
91-MD8A (BK/OG)
91-MD8B (BK/OG)
91-MD8C (BK/OG)
91-MD8D (BK/OG)
91-MD8E (BK/OG)
91-MD8F (BK/OG) |
| (2) 2-MD49 (GY/OG) | (14) 5-EC10AB (BU) + 5-EC10AC (BU)
5-EC10B (BU) + 5-EC10AC (BU)
5-EC10E (BU) + 5-EC10F (BU)
5-EC10E (BU) + 5-EC10R (BU)
5-EC10F (BU) + 5-EC10K (BU)
5-EC10F (GY) + 5-EC10K (BU)
5-EC10K (BU) + 5-EC10V (BU)
5-EC10K (BU) + 5-EC1AC (BU)
5-EC10P (BU) + 5-EC10AR (BU)
5-EC10R (BU) + 5-EC10V (GY)
5-EC10R (GY) + 5-EC10U (BU)
5-EC10V (GY) + 5-EC10K (BU)
5-EC10S (BU) + 5-EC10AC (BU) | (16) 29-MD8 (OG) |
| (3) 1-MD50 (WH/BK) | | (17) |
| (4) 2-MD50 (GY/BK) | | (18) |
| (5) 15S-JA38 (GN/OG) | | (19) 9-JA55 (BN/YE) |
| (6) 91S-JA38 (BK/RD) | | (20) 8-JA55 (WH/BK) |
| (7) 15S-JA34 (GN/OG) | | |
| (8) 91S-JA34 (BK/RD) | | |
| (9) 15-HC8A (GN/RD)
15-HC11 (GN/WH) | | |
| (10) 31-HC8A (BK)
31-HC8B (BK)
31-HC8C (BK)
31-HC11 (BK)
31-HC11C (BK)
31-HC11B (BK) | | |
| (11) 8-JA52 (WH/GN) | | |
| (12) 9-JA52 (BN/GN) | | |

C32

14401

F12128



- | | | |
|---------------------------------|---|--|
| (1) 3-MD27 (BK)
3-MD27B (BK) | (5) 3-MD27A (BK)
(5) 3-MD27B (BK)
(5) 3-MD27AU (BK)
(5) 3-MD27G (BK) | (10) 8-MD27A (WH/VT)
(10) 8-MD27C (WH/VT) |
| (1) 3-MD27MP (BK) | (6) 10-MD27A (GY/WH)
(6) 10-MD27B (GY/WH)
(6) 10-MD27AU (GY/WH) | (11) 3-MD27A (BK)
(11) 3-MD27C (BK) |
| (2) 10-MD27 (GY/WH) | (7) 3-MD27 (BK) | (12) 10-MD27A (GY/WH)
(12) 10-MD27C (GY/WH) |
| (2) 10-MD27B (GY/WH) | (7) 3-MD27D (BK) | |
| (2) 10-MD27MP (GY/WH) | (8) 10-MD27 (GY/WH) | |
| (3) 8-MD27 (WH/VT) | (8) 10-MD27D (GY/WH) | |
| (3) 8-MD27B (WH/VT) | (9) 8-MD27 (WH/VT) | |
| (3) 8-MD27MP (WH/VT) | (9) 8-MD27D (WH/VT) | |
| (4) 8-MD27A (WH/VT) | | |
| (4) 8-MD27B (WH/VT) | | |
| (4) 8-MD27AU (WH/VT) | | |

700-07-00

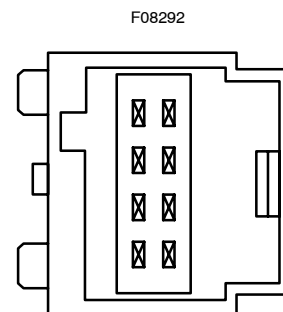
Connector Views

700-07-00

-4

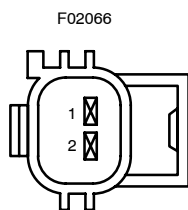
C33
14401

- | | |
|--------------------|--------------------|
| (1) 8-MC8 (WH/RD) | (4) 8-MC8A (WH/RD) |
| (1) 8-MC8A (WH/RD) | (5) 3-MC8 (BK) |
| (2) 3-MC8 (BK) | 3-MC8B (BK) |
| (2) 3-MC8A (BK) | (6) 8-MC8 (WH/RD) |
| (3) 3-MC8C (BK) | (6) 8-MC8B (WH/RD) |
| (3) 3-MC8A (BK) | (7) 8-MC8B (WH/RD) |
| (4) 8-MC8C (WH/RD) | (8) 3-MC8B (BK) |



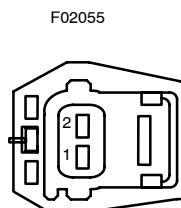
C34

14297



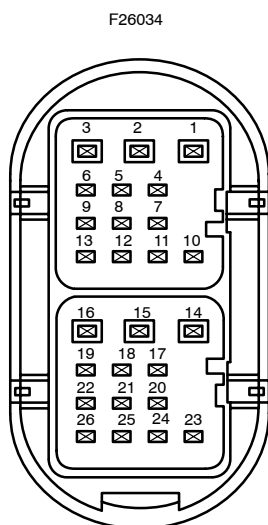
- (1) 31-HB1 (BK)
(2) 15-HB1 (GN/BU)

14K733



C41

14A584

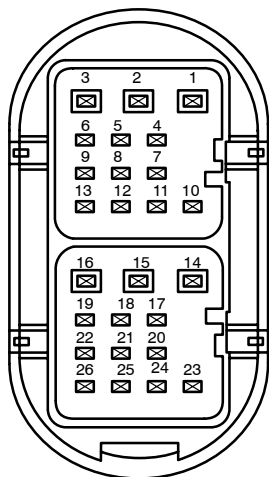


- | | | |
|-----------------------|----------------------|-----------------------|
| (1) 31-DA11 (BK) | (14) 9-AB15A (BN/WH) | (22) 31S-AA63 (BK/OG) |
| 31-DA11A (BK) | 15-AJ7 (GN/BU) | 31S-AA63C (BK) |
| (2) 4-EE9A (GY/OG) | 9-AB15 (BN/WH) | 33-AD27 (YE/GN) |
| 29-AD12 (OG/YE) | (15) 32-AJ18 (WH/VT) | 91-AD24 (BK/RD) |
| (3) 29-AJ26 (OG/YE) | 91-AJ80 (BK/OG) | 91-AB13A (BK/GN) |
| (4) 10-MD28 (GY) | (16) 33-AJ18 (YE/VT) | 91-AJ80 (BK/OG) |
| (5) 8-MD28 (WH) | 7-AB15 (YE/VT) | 91-GL1 (BK/YE) |
| (6) 31S-GL9A (BK/YE) | 7-AB15A (YE/VT) | (23) 29S-AB9 (OG/BK) |
| 31S-GL9B (BK) | (17) 34-AD10 (BU/YE) | 29S-AB9A (OG/BK) |
| (7) 4-EC3B (GY/RD) | 91S-AB14 (BK/RD) | 29S-GL10 (OG/YE) |
| 4-EC10B (GY/RD) | 91S-AB14A (BK/RD) | 31S-AA64 (BK/GN) |
| (8) 5-EC3B (BU/RD) | (18) 33-AD11 (YE/VT) | 31S-AA64C (BK) |
| 5-EC10B (BU/RD) | 91S-AB12 (BK/OG) | 33-AD27 (YE/GN) |
| 8-GL10A (WH) | (19) 1-AB16 (WH/RD) | (24) 8-GL10A (WH) |
| 8-GL10B (WH) | 32-AD9 (WH/GN) | 31S-AA62 (BK/WH) |
| (9) 4-EE9A (GY/OG) | (20) 2-AB16 (GY/RD) | 31S-AA62C (BK) |
| 29-AJ7 (OG/BU) | 32-AA59 (WH/BK) | 32-AD27 (WH/GN) |
| 49S-LG13A (BU/RD) | 32-AA59C (BK) | (25) 33-AA60 (YE) |
| (10) | (21) 33-AA59 (YE/BK) | 33-AA60C (BK) |
| (11) 91-GL1 (BK/YE) | 33-AA59C (BK) | 91S-AB9 (BK/GN) |
| (12) | 91S-AB13 (BK/GN) | 91S-AB9A (BK/GN) |
| (13) 15S-HB35 (GN/BK) | 91S-AB13A (BK/GN) | 91S-AD24 (BK/RD) |
| | | (26) 31S-AA61 (BK/BU) |
| | | 31S-AA61C (BK) |
| | | 91S-AB9 (BK/GN) |

C43

14K138

F26034

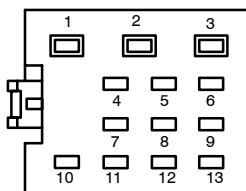


- | | | |
|---|---|--|
| (1) 31-DA12 (BK)
31-DA12A (BK) | (11) 15S-HB36 (GN/OG) | (19) 1-AB27 (WH/RD)
32-AD9 (WH/GN) |
| (2) 4-EE9B (GY/OG) | (12) 33-AD28 (YE/GN) | (20) 2-AB27 (GY/RD)
32-AA59B (WH/BK)
32-AA59C (BK) |
| (3) 29-AJ27 (OG/WH) | (13) 32-AD28 (WH/GN) | (21) 33-AA59B (YE/BK)
33-AA59C (BK)
91S-AB24 (BK/GN)
91S-AB24A (BK/GN) |
| (4) 10-MD28 (GY) | (14) 9-AB26 (BN/WH)
9-AB26A (BN/WH)
15-AJ18 (GN/WH) | (22) 31S-AA61B (BK/WH)
31S-AA61B (BK/BU)
91-AJ70 (BK/GN) +
91-AB24A (BK/GN) |
| (5) 8-MD28 (WH) | (15) 32-AJ18 (WH/VT)
91-AJ70 (BK/GN) | (23) 31S-AA62B (BK/WH) |
| (6) 31S-GL16A (BK/BU)
31S-GL16B (BK) | (16) 7-AB26 (YE/VT)
7-AB26A (YE/VT)
33-AJ18 (YE/VT) | (24) 31S-AA63B (BK/OG) |
| (7) 4-EC3F (GY/RD)
4-EC10F (GY/RD) | (17) 34-AD10 (BU/YE)
91S-AB25 (BK/RD)
91S-AB25A (BK/RD) | (25) 33-AA60B (YE)
33-AA60C (BK) |
| (8) 5-EC3F (BU/RD)
5-EC10F (BU/RD) | (18) 33-AD11 (YE/VT)
91S-AB23 (BK/OG) | (26) 31S-AA64B (BK/OG) |
| (9) 4-EE9B (GY/OG)
49S-LG20A (BU/WH) | | |
| (10) | | |

C44

14014

F13028

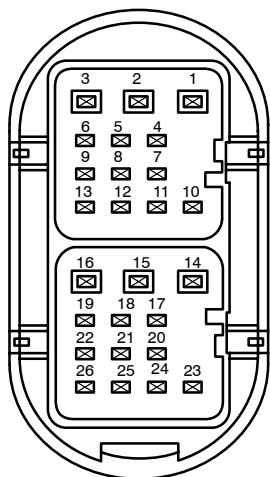


- | | |
|---|---|
| (1) 31-DA11 (BK)
31-DA11A (BK)
31-DA11B (BK)
31-DA11C (BK) | (8) 5-EC10A (BU) + 5-EC10B (BU)
5-EC10B (BU) + 5-EC10D (BU)
5-EC10B (BU) + 5-EC10F (BU)
5-EC10B (BU) + 5-EC10M (BU)
5-EC10D (BU) + 5-EC10Z (BU)
5-EC10S (BU) + 5-EC10Z (BU)
5-EC10Y (BU) + 5-EC10Z (BU)
8-GL10B (WH) |
| (2) 4-EE9A (GY/OG)
4-EE9D (GY/OG)
29-AD12 (OG/YE) | (9) 4-EE9A (GY/OG)
4-EE9D (GY/OG)
29-AJ7 (OG/BU)
49S-LG13 (BU/RD)
49S-LG13A (BU/RD) |
| (3) 29-AJ26 (OG/YE) | (10) |
| (4) 10-MD10 (GY/BK)
10-MD10B (GY/BK) | (11) 29S-GL10 (OG/YE)
91-GL1 (BK/YE) |
| (5) 8-MD10 (WH/BK)
8-MD10B (WH/BK) | (12) |
| (6) 31S-GL9A (BK/YE) | (13) 15S-HB15 (GN/BK) |
| (7) 4-EC10A (GY) + 4-EC10B (GY)
4-EC10B (GY) + 4-EC10D (GY)
4-EC10B (GY) + 4-EC10F (GY)
4-EC10B (GY) + 4-EC10M (GY)
4-EC10D (GY) + 4-EC10Z (GY)
4-EC10S (GY) + 4-EC10Z (GY)
4-EC10Y (GY) + 4-EC10Z (GY) | |

C45a

14240

F26034

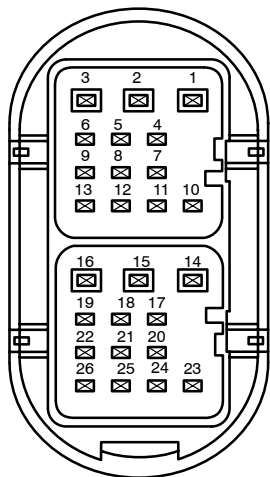


- | | | |
|----------------------|-----------------------|-----------------------|
| (1) 31-AJ83 (BK) | (9) 4-EE9A (GY/OG) | (18) |
| 31-AJ83A (BK) | (10) 29-AJ83 (OG/BU) | (19) |
| (2) 32-AA59 (WH/BK) | (11) 33-AA60 (YE) | (20) |
| (3) 33-AA59 (YE/BK) | (12) | (21) 91S-AB18 (BK/GN) |
| 33-AA59A (YE/BK) | (13) | (22) 91-AJ83 (BK/BU) |
| (4) 10-MD29 (GY/WH) | (14) 9-AB20 (BN/WH) | (23) |
| (5) 8-MD29 (WH/VT) | (15) | (24) |
| (6) 31S-GL12 (BK/OG) | (16) 7-AB20 (YE/VT) | (25) |
| (7) | (17) 91S-AB19 (BK/RD) | (26) |
| (8) | | |

C45b

14240

F26034

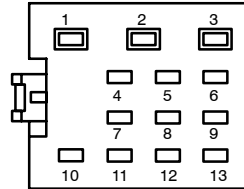


- | | | |
|----------------------|-----------------------|-----------------------|
| (1) 31-AJ83 (BK) | (9) 4-EE9A (GY/OG) | (18) |
| 31-AJ83B (BK) | (10) 29-AJ83 (OG/BU) | (19) |
| (2) 32-AA59A (WH/BK) | (11) 33-AA60 (YE) | (20) |
| (3) 33-AA59A (YE/BK) | (12) | (21) 91S-AB18 (BK/GN) |
| (4) 10-MD29 (GY/WH) | (13) | (22) 91-AJ83 (BK/BU) |
| (5) 8-MD29 (WH/VT) | (14) 9-AB31 (BN/WH) | (23) |
| (6) 31S-GL12 (BK/OG) | (15) | (24) |
| (7) | (16) 7-AB31 (YE/VT) | (25) |
| (8) | (17) 91S-AB30 (BK/RD) | (26) |

C47

14014

F13026

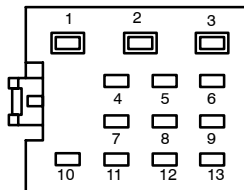


- | | | |
|---|---|---|
| <p>(1) 15-AJ7 (GN/BU)
9-AB15 (BN/WH)
9-AB15R (BN/WH)</p> <p>(2) 32-AJ18 (WH/VT)
91-AJ80 (BK/OG)</p> <p>(3) 33-AJ18 (YE/VT)
7-AB15 (YE/VT)
7-AB15R (YE/VT)</p> <p>(4) 34-AD10 (BU/YE)
91S-AB14 (BK/RD)
91S-AB14R (BK/RD)</p> <p>(5) 33-AD11 (YE/VT)
91S-AB12 (BK/OG)
91S-AB12R (BK/OG)</p> | <p>(6) 1-AB16 (WH/RD)
32-AD9 (WH/GN)
1-AB16R (WH/RD)</p> <p>(7) 2-AB16 (GY/RD)
32-AA59E (WH/BK)
33-AA59E (WH/BK)
34-AD10 (BU/YE)
2-AB16R (GY/RD)</p> <p>(8) 33-AA59 (YE/BK)
33-AA59A (YE/BK)
91S-AB13 (BK/GN)
91S-AB13A (BK/GN)
91S-AB13R (BK/GN)</p> <p>(9) 31-AA63A (BK/OG) +
31S-AA63B (BK/OG)
91-AD24 (BK/RD)
91-AJ80 (BK/OG)</p> | <p>(10) 29S-AB9 (OG/BK)
31S-AA64A (BK/GN) +
31A-AA64B (BK/GN)
33-AD27 (YE/GN)</p> <p>(11) 8-GL10B (WH)
31S-AA62A (BK/WH) +
31S-AA62B (BK/WH)
32-AD27 (WH/GN)</p> <p>(12) 31S-AD24 (BK/RD)
33-AA60A (YE)
91S-AB9 (BK/GN)</p> <p>(13) 31S-AA61A (BK/BU) +
31S-AA61B (BK/BU)
91S-AB9 (BK/GN)</p> |
|---|---|---|

C49

14014

F13028

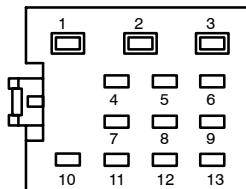


- | | |
|---|--|
| <p>(1) 31-DA12 (BK)
31-DA12A (BK)
31-DA12B (BK)
31-DA12F (BK)
31-DA12D (BK)
31-DA12E (BK)
31-DA12C (BK)</p> <p>(2) 4-EE9B (GY/OG)
4-EE9C (GY/OG)</p> <p>(3) 29-AJ27 (OG/WH)</p> <p>(4) 10-MD17 (GY/RD)
10-MD17A (GY/RD)</p> <p>(5) 8-MD17 (WH/RD)
8-MD17A (WH/RD)</p> <p>(6) 31S-GL16A (BK/BU)</p> <p>(7) 4-EC10 (GY) + 4-EC10A (GY)
4-EC10 (GY) + 4-EC10C (GY)
4-EC10 (GY) + 4-EC10E (GY)
4-EC10 (GY) + 4-EC10F (GY)
4-EC10 (GY) + 4-EC10G (GY)
4-EC10A (GY) + 4-EC10U (GY)
4-EC10C (GY) + 4-EC10U (GY)
4-EC10R (GY) + 4-EC10U (GY)
4-EC10AB (GY) + 4-EC10U (GY)</p> | <p>(8) 5-EC10 (BU) + 5-EC10A (BU)
5-EC10 (BU) + 5-EC10C (BU)
5-EC10 (BU) + 5-EC10E (BU)
5-EC10 (BU) + 5-EC10F (BU)
5-EC10 (BU) + 5-EC10G (BU)
5-EC10A (BU) + 5-EC10U (BU)
5-EC10C (BU) + 5-EC10U (BU)
5-EC10R (BU) + 5-EC10U (BU)
5-EC10AB (BU) + 5-EC10U (BU)</p> <p>(9) 4-EE9B (GY/OG)
4-EE9C (GY/OG)
49S-LG20 (BU/WH)
49S-LG20A (BU/WH)</p> <p>(10)</p> <p>(11) 15S-HB28 (GN/OG)
15S-HB36 (GN/OG)</p> <p>(12) 33-AD28 (YE/GN)</p> <p>(13) 32-AD28 (WH/GN)</p> |
|---|--|

C51

14014

F13026

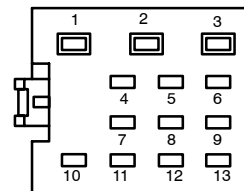


- | | |
|--|--|
| (1) 15-AJ18 (GN/WH)
9-AB26 (BN/WH)
9-AB26R (BN/WH) | (7) 2-AB27 (GY/RD)
2-AB27R (GY/RD)
32-AA59B (WH/BK)
32-AA59F (WH/BK) |
| (2) 32-AJ18 (WH/VT)
91-AJ70 (BK/GN)
91-AJ70A (BK/GN)
91-AJ70B (BK/GN) | (8) 33-AA59B (YE/BK)
91S-AB24 (BK/GN)
91S-AB24A (BK/GN)
91S-AB24R (BK/GN) |
| (3) 33-AJ18 (YE/VT)
7-AB26 (YE/VT)
7-AB26R (YE/VT) | (9) 31S-AA61B (BK/BU)
91-AJ70 (BK/GN)
91-AJ70A (BK/GN)
91-AJ70B (BK/GN) |
| (4) 34-AD10 (BU/YE)
91S-AB25 (BK/RD)
91S-AB25R (BK/RD) | (10) 31S-AA62B (BK/BU) |
| (5) 33-AD11 (YE/VT)
91S-AB23 (BK/OG)
91S-AB23R (BK/OG) | (11) 31S-AA63B (BK/OG) |
| (6) 1-AB27 (WH/RD)
32-AD9 (WH/GN)
1-AB27R (WH/RD) | (12) 33-AA60B (YE) |
| | (13) 31S-AA64B (BK/GN) |

C52

14014

F13028

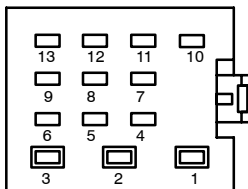


- | | |
|---|--------------------------------------|
| (1) 31-DA21 (BK)
31-DA21A (BK)
31-DA21B (BK)
31-DA21C (BK)
31-DA21D (BK)
31-DA21F (BK) | (6) 31S-GL12 (BK/OG) |
| (2) 32-AA59C (WH/BK) | (7) |
| (3) 33-AA59C (YE/BK) | (8) |
| (4) 10-MD11 (GY/WH)
10-MD11A (GY/WH) | (9) 4-EE9A (GY/OG)
4-EE9D (GY/OG) |
| (5) 8-MD11 (WH/VT)
8-MD11A (WH/VT) | (10) 29-AJ83A (OG/BU) |
| | (11) 33-AA60C (YE) |
| | (12) |
| | (13) 49-LG20 (BU/WH) |

C53

14014

F13026

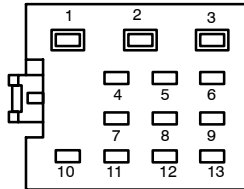


- | | |
|----------------------|---------------------|
| (1) 9-AB20 (BN/WH) | (9) 91-AJ83 (BK/BU) |
| (2) | (10) |
| (3) 7-AB20 (YE/VT) | (11) |
| (4) 91S-AB19 (BK/RD) | (12) |
| (5) | (13) |
| (6) | (14) |
| (7) | (15) |
| (8) 91S-AB18 (BK/GN) | (16) |

C54

14014

F13028

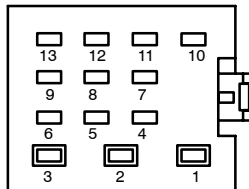


- | | |
|----------------------|----------------------|
| (1) 31-DA22A (BK) | (6) 31S-GL19 (BK/GN) |
| 31-DA22C (BK) | (7) |
| 31-DA22D (BK) | (8) |
| 31-DA22E (BK) | (9) 4-EE9B (GY/OG) |
| 31-DA22F (BK) | 4-EE9C (GY/OG) |
| 31-DA22G (BK) | 4-EE9D (GY/OG) |
| (2) 32-AA59D (WH/BK) | (10) 29-AJ84 (OG/WH) |
| (3) 33-AA59D (YE/BK) | (11) 33-AA60D (YE) |
| (4) 10-MD18 (GY) | (12) |
| 10-MD18A (GY) | (13) |
| (5) 8-MD18 (WH) | |
| 8-MD18A (WH) | |

C55

14014

F13026



- | | |
|----------------------|----------------------|
| (1) 9-AB31 (BN/WH) | (6) |
| (2) | (7) |
| (3) 7-AB31 (YE/VT) | (8) 91S-AB29 (BK/GN) |
| (4) 91S-AB30 (BK/RD) | (9) 91-AJ71 (BK/BU) |
| (5) | (10) |

700-07-00

Connector Views

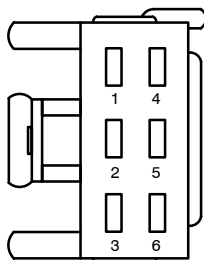
700-07-00

-10

C57

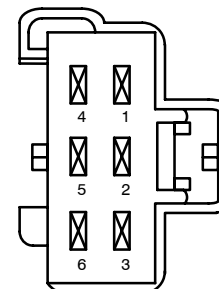
14335

F06109



14401

F06112

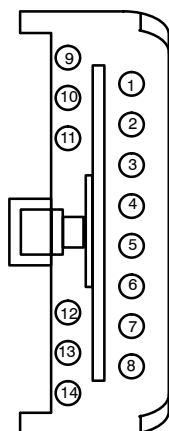


- (1) 8-MC8 (WH/RD)
- (2) 3-MC8 (BK)
- (3) 15S-LG6C (GN/YE)
31S-LB6 (BK/YE)
34S-LG6 (BU)

- (4)
- (5) 8-GL10B (WH) + 8-GL10A (WH)
8-GL10B (WH)
- (6) 29S-LC7K (OG/BU)

14014

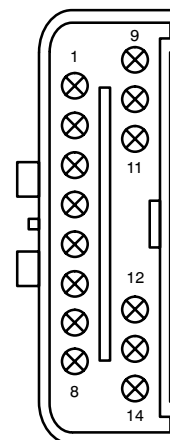
F14002



C58

17N400

F14008



- (1) 15S-HB19 (GN/BU)
15S-HB19A (GN/BU)
31-DA13A (BK)
- (2)
- (3) 29-KA28 (BK)
29-KA28 (OG/BU)
29-KA28A (OG/BU)
- (4) 32-AA27 (BK)
32-AA27 (WH/GN)
32-AA27A (WH/GN)

- (5) 29S-LF21 (BK)
29S-LF21 (OG/BK)
29S-LF21A (OG/BK)
29S-LF21C (BK)
- (6) 32-KA28 (BK)
32-KA28 (WH/RD)
32-KA28A (WH/RD)
- (7)
- (8) 31S-GL20 (BK)
31S-GL20 (BK/RD)
31S-GL20A (BK/RD)

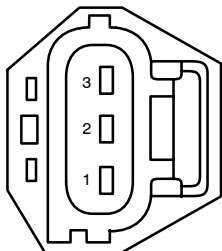
- (9) 15S-LG6 (GN/YE)+
15S-LG14BC (GN/RD)
15S-LG6A (BK)
31S-LB6 (BK/YE)
31S-LB25 (BK)
31S-LB25A (BK/BU)
- (10) 15S-LG6 (BK)
15S-LG6 (GN/YE)
15S-LG6A (BK)
15S-LG6A (GN/YE)
31S-LB6 (BK/YE)
31S-LB25 (BK)
31S-LB25A (BK/BU)

- (11) 31S-AA30 (BK/YE)
31S-AA30 (BK/YE)
+31S-AA30A (BK/YE)
31S-AA30A (BK/YE)
31S-AA30B (BK)
31S-AA30B (YE)
31S-AA30B (BK/YE)
31S-AA30C (BK)
31S-AA30D (BK/YE)
- (12) 31S-AB11 (BK)
31S-AB11 (BK/WH)
31S-AB11B (BK)
31S-AB11C (BK)
31S-AB11D (BK/YE)

C62

12A690

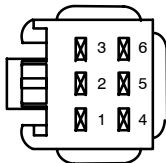
F03167



- (1) 8-RJ11A (WH/GN)
- (2) 9-RJ11A (BN/GN)
- (3) 7-RJ11A (YE/GN)

14014

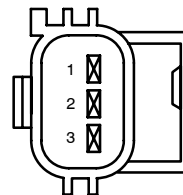
F06150



- (1) 15S-HB19 (GN/BU)
- (2) 31-HB19 (BK)
- (3)
- (4) 15-AG17B (GN/BK)
- (5) 8-AG26 (WH/GN)
- (6) 8-AG27 (WH/VT)

9D274

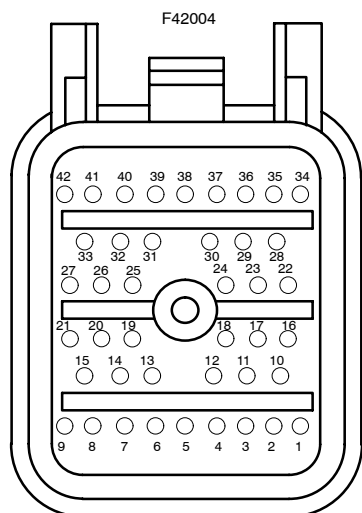
F03322



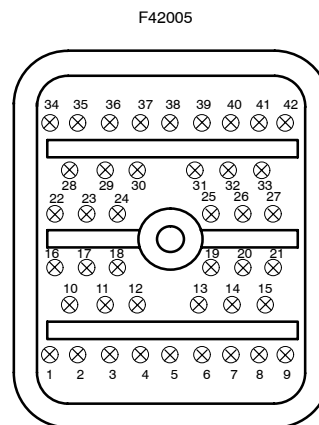
- (1) 8-RJ11 (WH/GN)
- (2) 9-RJ11 (BN/GN)
- (3) 7-RJ11 (YE/GN)

C65

9H589



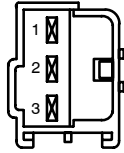
12A690



- | | | | |
|----------------------|-----------------------|----------------------|-----------------------|
| (1) | (12) 9-RJ20 (BN/GN) | (23) 7-RJ20 (YE/GN) | (33) 9-RL46C (BN/YE) |
| (2) 91S-RL10 (BK/WH) | (13) 9-RJ3 (BN/WH) | (24) 7-RL7 (YE/GN) | (34) 91S-RL50 (BK/BU) |
| (3) 15-RL10 (GN/WH) | (14) 8-RJ3 (WH/VT) | (25) 91S-RL7 (BK/GN) | (35) |
| (4) 91S-RL11 (BK/YE) | (15) 8-RJ12 (WH/BU) | (26) 15S-RL7 (GN/BK) | (36) 91S-RL27 (BK/RD) |
| (5) 15-RL11 (GN/YE) | (16) 8-RJ17 (WH/VT) | (27) 15-DC34 (GN/BU) | (37) 8-RL27 (WH/BK) |
| (6) 91S-RL12 (BK/BU) | (17) 31S-GC21 (BK/GN) | (28) 8-RJ20 (WH/GN) | (38) 7-RJ11 (YE/GN) |
| (7) 15-RL12 (GN/BU) | (18) 7-RJ3 (YE/VT) | (29) | (39) 8-RJ11 (WH/GN) |
| (8) 91S-RL13 (BK/OG) | (19) 9-RJ12 (BN/BU) | (30) | (40) 9-RJ11 (BN/GN) |
| (9) 15-RL27 (GN/OG) | (20) 8-RJ5 (WH) | (31) | (41) 8-RL46 (WH/BK) |
| (10) 15-RL13 (GN/RD) | (21) 9-RJ5 (BN) | (32) | (42) 91S-RL42 (BK/BU) |
| (11) 9-RL7 (BN/GN) | (22) 8-RL7 (WH/GN) | | |

C70

F03338

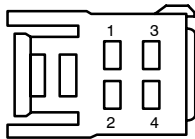


- (1) 15S-MD7 (GN/BU)
- (2)
- (3)

C74

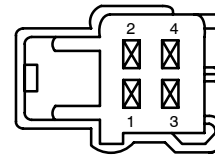
14401

F04106



15R554

F04105




- (1) 8-CE8A (WH/BU)

C77

14K733

F02572

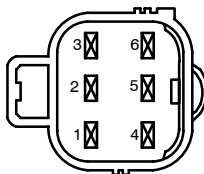


- (1) 31-GJ1 (BK)
- (2) 29S-GJ1 (OG/BU)

C79

F221050

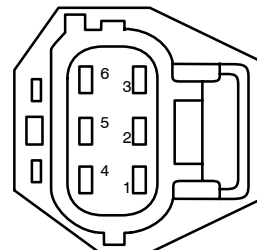
F06140

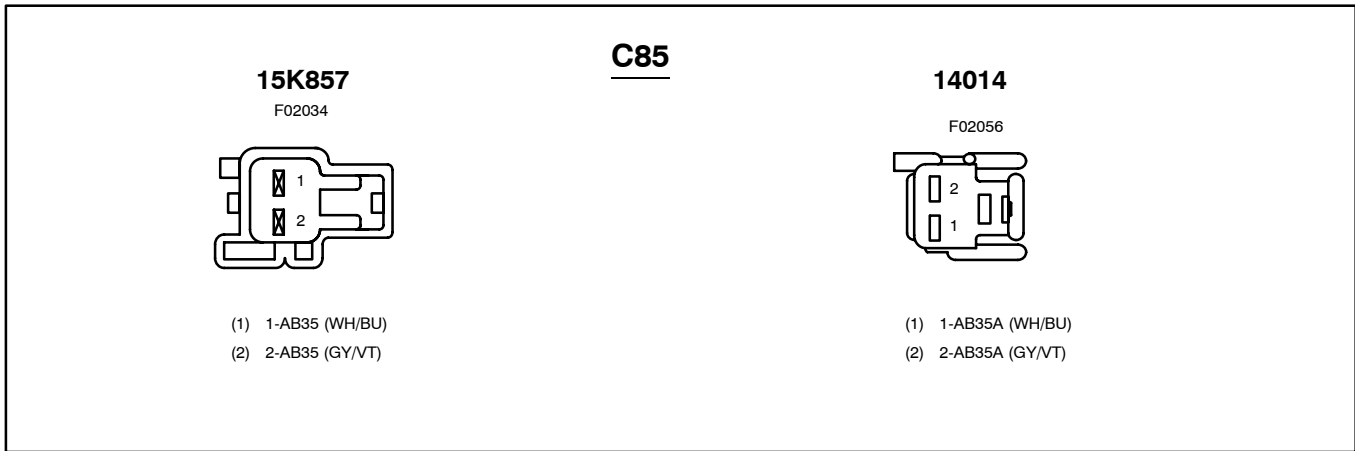


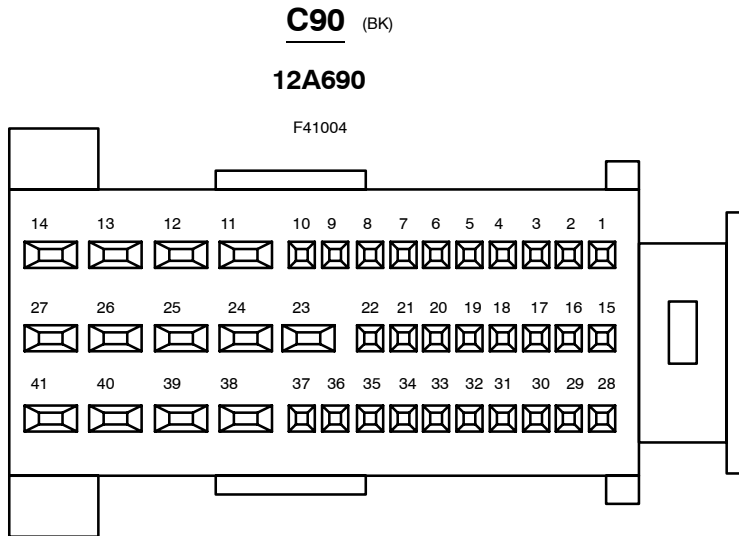
- (1) 15S-KA21 (GN/YE)
- (2) 32-KA34 (WH/BK)
- (3) 91-GC8 (BK/OG)
- (4) 33-KA34 (YE/BK)
- (5) 91S-GC8 (BK/OG)
- (6) 31-KA21 (BK)

14K733

F06218





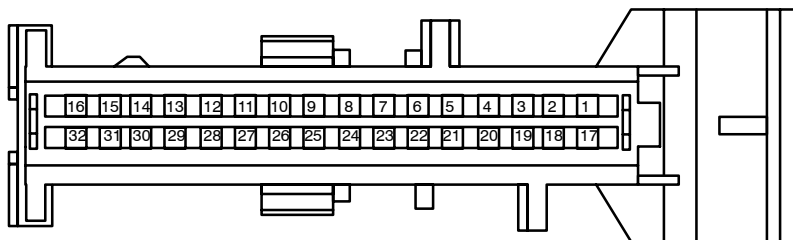


- | | | | |
|---|--|---|--|
| (1) 5-EC7 (BU/RD)
5-EC7A (BU/RD)
5-EC7B (BU/RD)
5-EC7C (BU/RD)
5-EC7D (BU/RD) | (13) 30-RE8 (RD)
30-RE8 (RD) +
30-TA55 (RD) | (22) 91S-LG45 (BK/GN)
91S-LG45 (BK/GN) | (32) 9-FA88 (BN/WH)
9-RE8 (BN/RD) |
| (2) 31S-GC13 (BK/BU)
91S-RH15 (BK/YE)
91S-RD15 (BK/RD)
91S-RH15 (BK/YE) | (14) 15-RJ22 (GN/RD)
15-RL2 (GN/RD) +
15-CE10 (GN/WH)
15-RN3 (GN/BU)
15-RR4 (GN/BU) | (23) 30-RE8 (RD)
30-TA36 (RD) | (33) 10-PF36 (GY/OG)
10-PF36A (GY/OG)
10-PF36B (GY/OG) |
| (3) 91S-TA36A (BK/GN) | (15) 4-EC7 (GY/RD)
4-EC7A (GY/RD)
4-EC7B (GY/RD)
4-EC7C (GY/RD)
4-EC7D (GY/RD) | (24) 8-RE31A (WH/BK)
15-DC32 (GN/BU)
15-TA18 (GN/OG) +
15-TA55 (GN/BK)
15S-RD15D (GN/OG)
15S-RD15J (GN/OG)
91S-RH5A (BK/BU) | (34) 8-EE1C (WH/RD)
49-PA6 (BU)
49-PA6A (BU)
49-PA6C (BK/RD) |
| (4) 31S-BB16 (BK/RD)
31S-BB16A (BK/RD)
50S-BB16A (BK/RD) | (16) 8-EE14 (WH/BU)
8-EE14 (WH/BU)
15S-DC28A (GN/BU)
15S-LG9A (GN/BK)
15S-LG9C (GN/BK)
31-LG28 (BK) | (25) 15S-RD15C (GN/YE)
15S-RD15D (GN/OG)
15S-RD15H (GN/OG)
15S-RD15H (GN/YE)
15S-RD15C (GN/OG) | (35) |
| (5) 8-FA13B (BU)
15S-FA17 (GN/OG)
91S-RE8 (BK/YE)
91S-RE8A (BK/YE) | (17) 31S-FA11 (BK/YE)
31S-FA11A (BK/YE)
31S-FA11C (BK/YE) | (26) 15S-RD15B (GN/BU)
15S-RD15G (GN/BU)
15S-RD15G (GN/OG)
15S-RD15B (GN/OG) | (36) 50-BB16 (GY/BK)
50-BB16B (GY/BK) |
| (6) 91S-RH5 (BK/BU)
15S-PE8 (GN/RD)
31-TA53 (BK) | (18) 15S-FA6 (GN/YE)
15S-FA6B (GN/YE)
15S-FA6C (GN/YE) | (27) 15S-RD15A (GN/RD)
15S-RD15F (GN/RD)
15S-RD15F (GN/OG)
15S-RD15A (GN/OG) | (37) 15-RE17 (GN/BU)
15-RE17A (GN/BU)
15S-RE8M (GN/YE)
15S-TA36A (GN/BK) +
15-RE17 (GN/BU) |
| (7) 50-BB16 (GY/BK)
50-BB16C (GY/BK) | (19) 8-FA4 (WH/VT)
8-FA88 (WH/VT)
91S-PA13 (BK/BU)
91S-PA13A (BK/BU) | (28) 10-RJ30 (GY)
10-RJ30D (GY) | (38) 4-PB9 (GY/VT) |
| (8) 15S-LG23 (GN/WH) | (20) 30-BA10 (RD)
30-BA10B (RD)
30-BA10D (RD) | (29) 7-FA88 (YE/VT)
7-PA1 (YE/VT) | (39) 15S-LG9 (GN/BK)
15S-LG9A (GN/BK)
15-DC25B (GN/BU)
15-RN1 (GN/BU) |
| (9) | (21) 91S-RH9 (BK/BU)
91S-RH9A (BK/BU)
91S-RH9B (BK/BU) | (30) 8-PF36 (WH/GN)
8-PF36A (WH/GN)
8-PF36B (WH/GN) | (40) 15-DC33A (GN/BU)
15-RJ14 (GN/YE) +
15-RJ25 (GN/RD)
15-RJ25A (GN/RD)
15S-RJ48 (GN/BK)
15-DC33 (GN/BU) |
| (10) 15-LG28 (GN/WH)
15-LG28A (GN/WH)
15-LG28C (GN/WH) | | (31) 50-BB16D (GY/BK)
50-BB16A (GY/BK)
50-RE8 (GN/BU) | (41) 15-RE21 (GN/OG) +
15-RE25 (GN/OG)
15-RE21A (GN/OG) +
15-RE21B (GN/OG)
15-RE21 (GN/OG)
15-RE21A (GN/OG)
15-RN3 (GN/BU) |
| (11) 50-BB12 (GY)
50-BB14 (GY)
50-BB12A (BK/RD) | | | |
| (12) 15-DC34 (GN/BU)
15-RL10A (GN/WH)
15-RR1 (GN/RD)
15-RS4 (GN/YE)
15S-RL42 (GN/BU) +
15S-RL50 (GN/BU)
15-DC35 (GN/BU)
15-RN2 (GN/BU) | | | |

C95

14K733

F32022

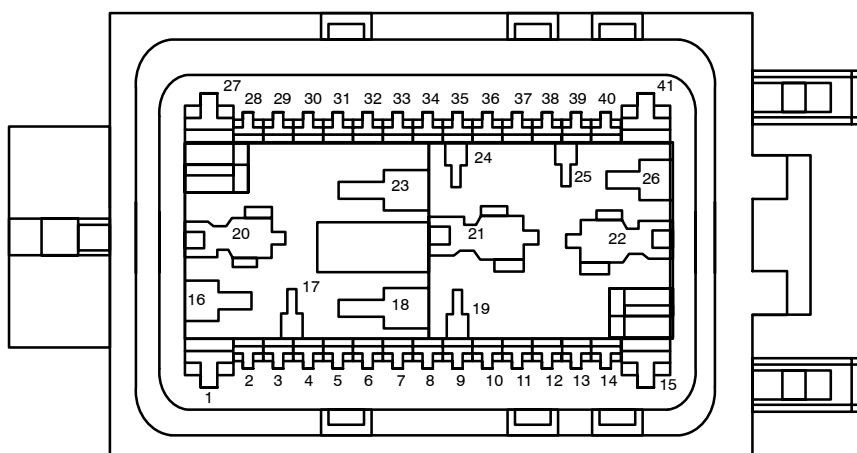


- | | | |
|------|-----------------------|-----------------------|
| (1) | (12) | (23) |
| (2) | (13) 31S-BB7 (BK/BU) | (24) |
| (3) | (14) 31S-KA24 (BK/RD) | (25) |
| (4) | (15) 31S-HB7 (BK/BU) | (26) |
| (5) | (16) | (27) 29S-GL43 (OG/BK) |
| (6) | (17) | (28) 8-GE38 (WH/BK) |
| (7) | (18) | (29) 31S-GL7 (BK/YE) |
| (8) | (19) | (30) 9-GE38 (BN/YE) |
| (9) | (20) | (31) |
| (10) | (21) | (32) 31S-FA23 (BK/BU) |
| (11) | (22) | |

C96

14K733

F41002

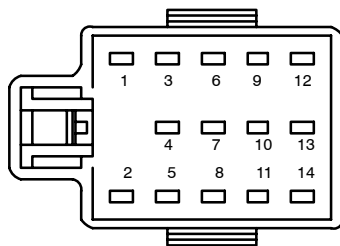


- | | | | | |
|----------------------|----------------------|-----------------------|-----------------------|-----------------------|
| (1) 15S-LE8 (GN/RD) | (10) | (19) | (27) 15-DA6 (GN/WH) | (34) 49S-LG20 (BU/WH) |
| (2) 15S-LE22 (GN/OG) | (11) 31S-GC6 (BK/YE) | (20) 30-DA2 (RD) | (28) 29S-LF16 (OG/GN) | (35) 29S-LF7 (OG/BU) |
| (3) 15S-LE15 (GN/BK) | (12) 31S-KA9 (BK/OG) | (21) 15-DA3 (GN/RD) | (29) | (36) 49S-LG18 (BU) |
| (4) | (13) | (22) 30-DA1 (RD) | (30) | (37) 49S-LG11 (BU/OG) |
| (5) 15-HB1 (GN/BU) | (14) | (23) 32-KA11 (WH/BK) | (31) 15S-LG23 (GN/WH) | (38) 15-RE17 (GN/BU) |
| (6) 32-KA34 (WH/BK) | (15) | (24) | (32) 49S-LG13 (BU/RD) | 15-RE17A (GN/BU) |
| (7) 15S-LE23 (GN/WH) | (16) | (25) 15S-LG46 (GN/OG) | (33) 15-LG28A (GN/WH) | (39) 91-DK20 (BK/RD) |
| (8) 15S-LE16 (GN/OG) | (17) 30-GL43 (RD) | 15S-LG9A (GN/BK) | 15-LG46 (GN/OG) | 91-DK20A (BK/RD) |
| (9) 33-KA34 (YE/BK) | (18) | 15S-LG9C (GN/BK) | 15-LG28 (GN/WH) | (40) 31-KA9A (BK) |
| | | (26) 15S-LE8 (GN/RD) | 15-LG28C (GN/WH) | (41) 32-KA10 (WH/GN) |

C98

14335

F14018

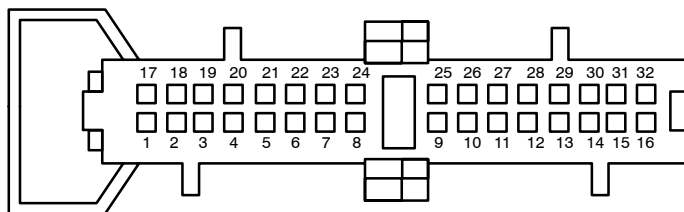


- | | |
|---|--|
| (1) 31-DA15 (BK)
31-DA15A (BK) | (9) 7-GL1 (YE) |
| (2) 8-AG12 (WH/GN) | (10) 29-AA57 (OG/YE)
29-AA57 (OG/YE) +
29-MD16A (OG/GN) |
| (3) 8-GL10 (WH)
8-GL10B (WH)
8-GL10C (WH) | (11) 15-AG12A (GN/BK)
15-AG12B (GN/BK)
15-AG7A (GN/BU) +
15-AG12C (GN/BK) |
| (4) 91-DA4 (BK/GN)
91-LC7A (BK/BU) | (12) 8-KA41 (WH/GN) |
| (5) 15S-AD15 (GN/RD) | (13) 31S-LB12 (BK/YE) |
| (6) 8-AA57 (WH) | (14) 15-AG25 (GN/OG)
29-AG12 (OG/BK) |
| (7) 29-LB6A (OG/YE)
29-LC7B (OG/BU) | |
| (8) 8-GB8 (WH/BU) | |

C99

14014

F32020

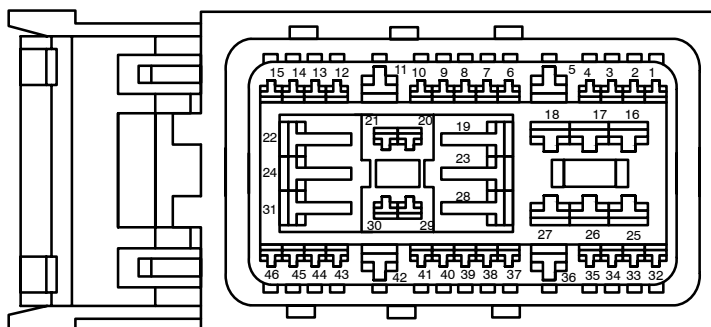


- | | | |
|--|------------------------|--|
| (1) | (13) 31S-AA63A (BK/OG) | (24) |
| (2) | (14) 31S-AA64A (BK/GN) | (25) 8-AB22 (WH/GN) |
| (3) | (15) | (26) 31S-GL20 (BK/RD) |
| (4) | (16) 5-EC10 (BU) | (27) 31S-AA62A (BK/WH) |
| (5) | 5-EC10L (BU) | (28) |
| (6) | 5-EC10Z (BU) | (29) 31S-AA61A (BK/BU) |
| (7) | 5-EC10AA (BU) | (30) 31S-AA30 (BK/YE)
31S-AA30C (BK/YE) |
| (8) | (17) | (31) |
| (9) 31S-GL16A (BK/BU) | (18) | (32) 4-EC10 (GY)
4-EC10L (GY)
4-EC10Z (GY)
4-EC10AA (GY)
4-EC10AR (GY) |
| (10) 31S-GL19 (BK/GN)
91S-AB24A (BK/GN) | (19) | |
| (11) 31S-GL12 (BK/OG)
91S-AB13A (BK/GN) | (20) | |
| (12) 31S-GL9A (BK/YE) | (21) | |
| | (22) | |
| | (23) | |

C100

14014

F46006

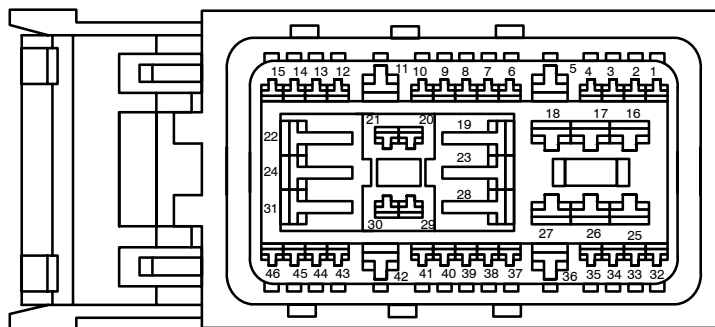


- | | | |
|--|--|---|
| (1) 15S-LG9B (GN/BK)
15S-LG16A (GN/OG)
15S-LG1 (GN/YE) | (18) 32-AA59 (WH/BK)
32-AA59F (WH/BK) | (33) 49S-LG19 (BU/RD)
49S-LG19B (BU/RD)
49S-LG19A (BU/RD)
49S-LG19C (BU/RD)
49S-LG19C (BU/RD) |
| (2) 29-RE43 (OG/YE) | (19) | (34) 29S-LF11 (OG/WH)
29S-LF11A (OG/WH) |
| (3) 15-GN10 (GN/YE) +
15-RE43 (GN/YE)
15-GN10 (GN/YE) +
15-GA6 (GN/YE)
15-GA6B (GN/YE) | (20) 15-HC11 (GN/WH) +
15-HC8 (GN/RD)
15-HC11A (GN/WH) +
15-HC8A (GN/RD) | (35) 29-AD12 (OG/YE) |
| (4) | (21) 29-AB11 (OG/WH) | (36) 15S-LG14 (GN/RD) |
| (5) 29-AJ26 (OG/YE) | (22) 29-AD27 (OG/BK) | (37) 91S-RP3 (BK/RD) |
| (6) | (23) 15S-HB19 (GN/BU)
15S-HB19B (GN/BU) | (38) 29-LB25 (OG/BU)
29-LB25A (OG/BU) |
| (7) 15-RJ30 (GN/YE)
15-RJ30C (GN/YE) +
15-AB11 (GN/WH) | (24) 15-AJ18 (GN/WH) +
15-AJ7 (GN/BU) | (39) 29S-LF20 (OG)
29S-LF20B (OG)
29S-LF20A (OG) |
| (8) 30-AL19 (RD) | (25) 32-AA59E (WH/BK) +
32-AA43A (WH/VT)
32-AA43A (WH/VT) | (40) 15S-HB15 (GN/BK) +
15S-HB28 (GN/OG) |
| (9) | (26) 29-AJ27 (OG/WH) | (41) |
| (10) 29S-LF21 (OG/BK) | (27) 29-AJ83 (OG/BU) | (42) |
| (11) 33-AA43B (YE/VT)
33-AA59 (YE/BK) | (28) 30-LE29 (RD) +
29-HA28 (OG) | (43) |
| (12) 29S-GL26 (OG/GN) | (29) 29-AJ84 (OG/WH) | (44) 29-MD8 (OG) |
| (13) 15-LG23 (GN/WH) | (30) 29-AH35 (OG/YE) | (45) |
| (14) 32-KA28 (WH/RD) | (31) | (46) 32-AA27 (WH/GN) |
| (15) 29-KA28 (OG/BU) | (32) 49S-LG12B (BU)
49S-LG12 (BU)
49S-LG12A (BU)
49S-LG12C (BU)
49S-LG12C (BU) | |
| (16) 33-AA60 (YE) | | |
| (17) 15S-RG2 (GN/OG)
15S-RG2A (GN/OG)
15S-RG2B (GN/OG) | | |

C102 (BU)

14401

F46006

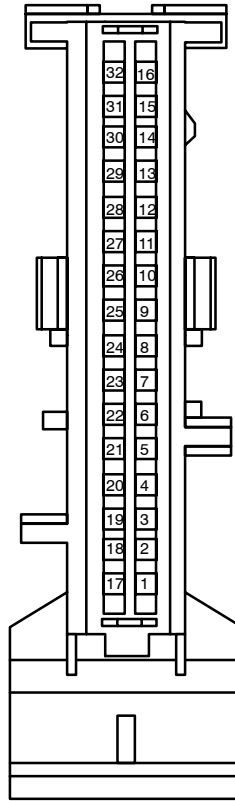


- | | | |
|---|---|--|
| (1) 29S-LF1 (OG/YE) | (14) 15-JA10 (GN/OG) +
15-JA56 (GN/OG) | (32) |
| (2) | (15) 15-LE6 (GN/YE) | (33) 29-LE29 (OG/BK) |
| (3) 75-DA2 (YE/RD)
75-GG14 (YE/BU) +
75-MD15A (YE/GN) | (16) 29-MD1 (OG/YE)
29-MD15A (OG/BK) | (34) 29S-LF5 (OG/BU) |
| (4) | (17) 15S-LG23 (GN/WH) | (35) 29-LC11 (OG/WH) +
29-LC23 (OG/WH) |
| (5) 15-DA4 (GN/BK)
15-HB9A (GN/WH) +
15-HB22A (GN/BK)
15-FA13A (GN/RD) | (18) | (36) 15-DA1 (GN/YE) |
| (6) | (19) 31-DA1 (BK) | (37) |
| (7) 29-GG14 (OG) +
29-GG14R (OG) | (20) 15-KA19 (GN/OG) | (38) |
| (8) 30-LE6 (RD) | (21) 75-DA1 (YE)
75-DA2 (YE/RD) | (39) 33-KA34 (YE/BK) |
| (9) 29-RA1 (OG) | (22) | (40) 15-GG14 (GN/RD) +
15-GL37 (GN/BK)
15-GG14A (GN/RD)
15-GG14 (GN/RD) +
15-GG14C (GN/RD) |
| (10) 29-FA94 (OG/BK)
29-FA13 (OG) +
30-AB33 (RD)
29-FA94 (OG/BK) +
30-AB33 (RD) | (23) 29-HA6 (OG/YE) | (41) 31S-LC11 (BK/WH) +
31S-LC23 (BK/WH) |
| (11) | (24) | (42) |
| (12) | (25) 29-AB11A (OG/WH) | (43) 32-KA34 (WH/BK) |
| (13) 15-LE29 (GN/BK) +
15-LE58 (GN/OG) | (26) | (44) 15S-LE21 (GN/BK) |
| | (27) 29-LB8 (OG) | (45) |
| | (28) | (46) |
| | (29) | |
| | (30) 15-LD16 (GN/RD) | |
| | (31) | |

C103

14401

F32022

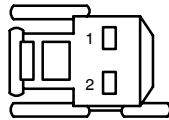


- | | | |
|-----------------------|-----------------------|-----------------------|
| (1) | (12) | (23) 10-KA8 (GY/RD) |
| (2) | (13) 8-FA9 (WH/GN) | (24) 91S-KA35 (BK/BU) |
| (3) | (14) 8-FC10 (WH/VT) | (25) |
| (4) 91S-HB22 (BK/GN) | (15) 31S-GL15 (BK/OG) | (26) |
| (5) 15S-LE42 (GN/RD) | (16) 31S-HB22 (BK/GN) | (27) 91S-LE25 (BK/BU) |
| (6) 31S-GE44B (BK/RD) | (17) 91S-LG8 (BK/OG) | (28) 8-KA47 (WH/GN) |
| (7) 91S-HB9 (BK/WH) | (18) 8-PG13 (WH) | (29) 8-KA46 (WH/BU) |
| (8) | (19) 91S-LE14 (BK/OG) | (30) 8-KA45 (WH/RD) |
| (9) 8-FC9 (WH/BK) | (20) | (31) 91S-LG2 (BK/BU) |
| (10) 9-PG13 (BN) | (21) 91S-KA10 (BK/GN) | (32) 91S-LG1 (BK/YE) |
| (11) 31S-HB9 (BK/WH) | (22) 91S-KA11 (BK/RD) | |

C107

14335, 17N400

F02047



- (1) 15S-LG6 (BK)
15S-LG6A (GN/YE)
15S-LG6C (GN/YE)
- (2) 31-LG6 (BK)
91-LG6A (BK/YE)
91-LG6 (BK/YE)

C110

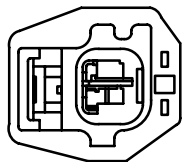
14A280

- (1) 30-BA6 (RD) +
30-BB10 (RD)
30-BA6A (RD) +
30-BB10A (RD)
- (2) 50-BB12 (GY)
50-BB12A (GY)

C109

17N400


F02532



- (1) 15S-LG6B (GN/YE)
- (2) 31-LG6A (BK)

13B551

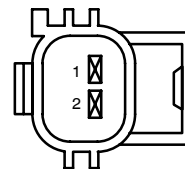
F02574



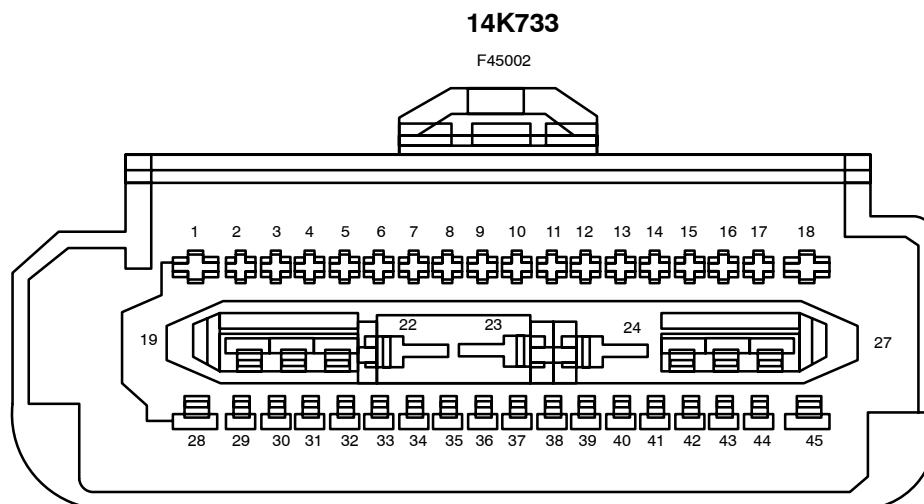
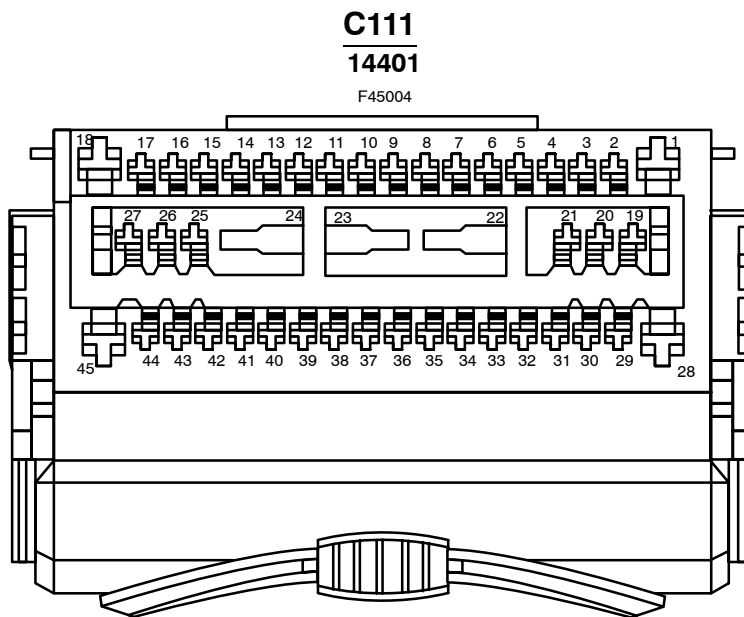
- (1) 15S-LG6D (GN/YE) +
15S-LG6B (BK)
- (2) 31-LG6B (BK)

13B551

F02066



- (1) 15S-LG6 (BK)
- (2) 31-LG6 (BK)

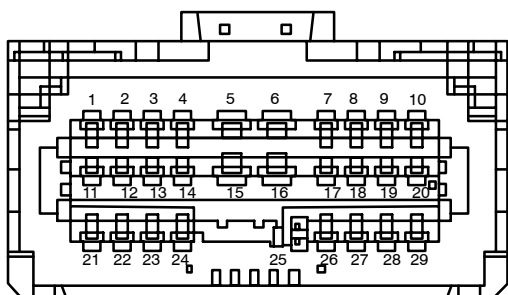


- | | | | |
|--|---|--|---|
| (1) 15-CF54 (GN/WH)
15-CF54 (GN/WH) | (13) 30-BB9 (RD)
30-BB19D (RD) | (24) | (38) 15-CF6A (GN/YE)
15-CF6B (GN/YE)
15-CF6D (GN/YE) +
15-AB33 (GN/OG) |
| (2) 10-CE8 (GY/VT) | (14) 8-CE8 (WH/BU) | (25) 8-TC32 (WH/BU) | (39) 4-EC10D (GY) +
4-EC10F (GY)
4-EC2 (GY/RD)
4-EC10BC (GY) +
4-EC10F (GY) |
| (3) 15-FA18C (GN/OG) | (15) 9-CE8 (BN/BU)
9-CF1 (BN/RD) +
9-CF1A (BN/RD)
91-CE8 (BK/OG) | (26) 9-LE57 (BN/GN) | (40) 5-EC10D (BU) +
5-EC10F (BU)
5-EC2 (BU/RD)
5-EC10BC (BU) +
5-EC10F (BU) |
| (4) | (16) 7-CE8 (YE/BU)
7-CF1 (YE/RD) +
7-CF1A (YE/RD)
15-CE8 (GN/RD) | (27) | (41) 8-PF36 (WH/GN) |
| (5) 31S-CF54 (BK/WH) | (17) 4-PB9 (GY/VT) | (28) | (42) |
| (6) 91S-GJ7 (BK/BU) | (18) 91S-GC8 (BK/OG) | (29) | (43) |
| (7) 15-CF6 (GN/YE)
15-CF6C (GN/YE)
31-TA53 (BK) | (19) 15S-LD1 (GN/YE) | (30) 31-LE45 (BK)
9-LE45 (BN) | (44) |
| (8) 9-JA49 (BN)
30S-LE29 (RD/GN)
30S-LE29A (RD/GN) | (20) 8-LE45 (WH) | (31) 8-LE45A (WH)
8-LE56 (WH/BU) | (45) |
| (9) 8-JA49 (WH) | (21) 8-LE46 (WH/RD) | (32) 9-LE56 (BN/BU) | |
| (10) 91S-CF54 (BK/WH) | (22) 15-FA18 (GN/OG)
15-FA18A (GN/OG)
15-FA18D (GN/OG) | (33) 31-LE46 (BK)
9-LE46 (BN/RD) | |
| (11) 7-TC32 (YE/BU)
8-LE45A (WH) +
8-LE46A (WH/RD)
8-LE57 (WH/GN) | (23) 30-DJ7 (RD) | (34) | |
| (12) 50-BB16 (GY/BK)
50-BB16A (GY/BK)
50-BB16G (GY/BK) | | (35) | |
| | | (36) | |
| | | (37) 9-TC32 (BN/BU)
10-PF36 (GY/OG) | |

C112

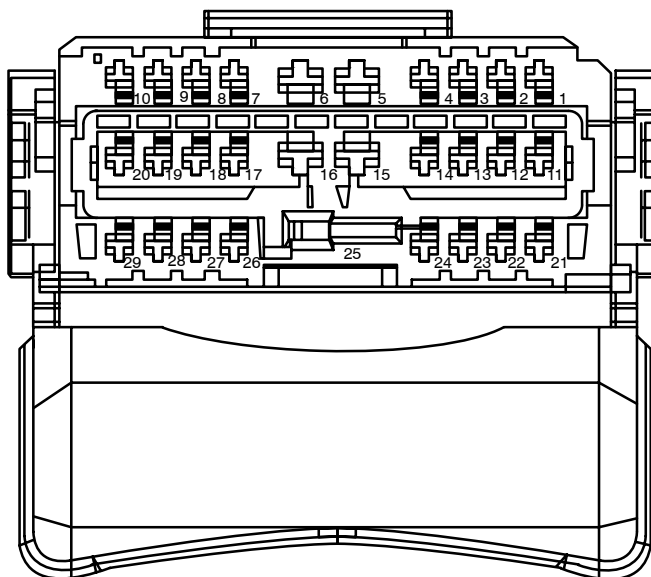
14014

F29004



14401

F29006

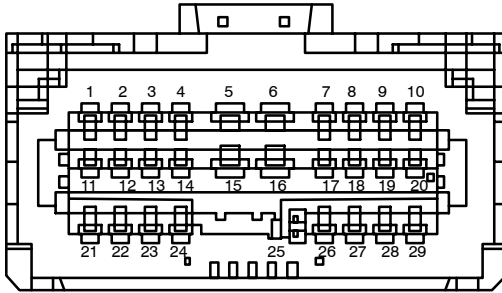


- | | | | | |
|---|---|--|---|---|
| <p>(1) 8-MD17 (WH/RD)
8-MD17A (WH/RD)</p> <p>(2) 10-MD17 (GY/RD)
10-MD17A (GY/RD)</p> <p>(3) 8-RJ30 (WH)
3-MD49 (BK)</p> <p>(4) 7-RJ30 (YE)
1-MD49 (WH/GN)
7-RJ30 (YE) +
7-TC32 (YE/BU)</p> <p>(5) 2-MD49 (GY/OG)
15S-MD7 (GN/BU)</p> <p>(6) 1-MD50 (WH/BK)
15-JA56 (GN/OG)</p> <p>(7) 2-MD50 (GY/BK)
91S-BB6 (BK/YE)</p> | <p>(8) 8-MD18 (WH)
8-MD18A (WH/VT)
8-MD18B (WH)
8-MD18C (WH/VT)
9-RJ30 (BN)
9-RJ30 (BN) +
8-TC32 (BN/BU)
91S-AB6A (BK/RD)
91S-AB6A (BK/RD) +
31S-TA32C (BK/WH)</p> <p>(9) 8-MD11 (WH/VT)
8-MD11A (GY/WH)
8-MD18 (WH)</p> <p>(10) 10-MD11A (GY/WH)
10-MD11C (GY/WH)
10MD18 (GY)
10-MD18B (GY)</p> <p>(11) 5-EC7G (BU/RD)
5-EC7J (BU/RD)
5-EC7S (BU/RD)
5-EC7W (BU/RD)
5-EC7Y (BU/RD)</p> | <p>(12) 4-EC7G (GY/RD)
4-EC7J (GY/RD)
4-EC7S (GY/RD)
4-EC7W (GY/RD)
4-EC7Y (GY/RD)</p> <p>(13) 9-GA7 (BN/RD)
9-GA7A (BN/RD)</p> <p>(14) 8-GA7 (WH/RD)
8-GA7A (WH/RD)</p> <p>(15) 29-AB11A (OG/WH)
91S-AG25 (BK/RD)</p> <p>(16) 75-DA2 (YE/RD)</p> <p>(17) 7-RJ30 (YE)</p> <p>(18) 8-RJ30 (WH)
34S-LG6 (BU)
31S-LB6 (BK/YE)
15S-LG6C (GN/YE)
91S-JA56 (BK/RD)</p> | <p>(19) 9-RJ30 (BN)
4-EC10AC (GY)
4-EC10E (GY) +
4-EC10DE (GY)
4-EC10F (GY) +
4-EC10DE (GY)
4-EC10AT (GY) +
4-EC10DE (GY)
4-EC10L (GY)
4-EC10AD (GY)
4-EC10P (GY)
4-EC10B (GY)
4-EC10U (GY)</p> <p>(20) 5-EC10AC (BU)
5-EC10E (BU) +
5-EC10DE (BU)
5-EC10F (BU) +
5-EC10DE (BU)
5-EC10AT (BU) +
5-EC10DE (BU)
5-EC10L (BU)
5-EC10AD (BU)
5-EC10P (BU)
5-EC10B (BU)
5-EC10U (BU)</p> | <p>(21) 31S-GE44 (BK/RD)</p> <p>(22)</p> <p>(23)</p> <p>(24) 15S-LD6 (GN/YE)
15S-LD6B (GN/YE)</p> <p>(25) 15-AB33 (GN/OG)
91S-PG6 (BK/YE)
91S-AB7 (BK/WH)
91S-AB7 (BK/WH) +
91S-PG6 (BK/YE)
91S-PG6 (BK/YE) +
91S-PG6 (BK/YE)</p> <p>(26) 1-AB35 (WH/BU)</p> <p>(27) 2-AB35 (GY/VT)</p> <p>(28)</p> <p>(29)</p> |
|---|---|--|---|---|

C113

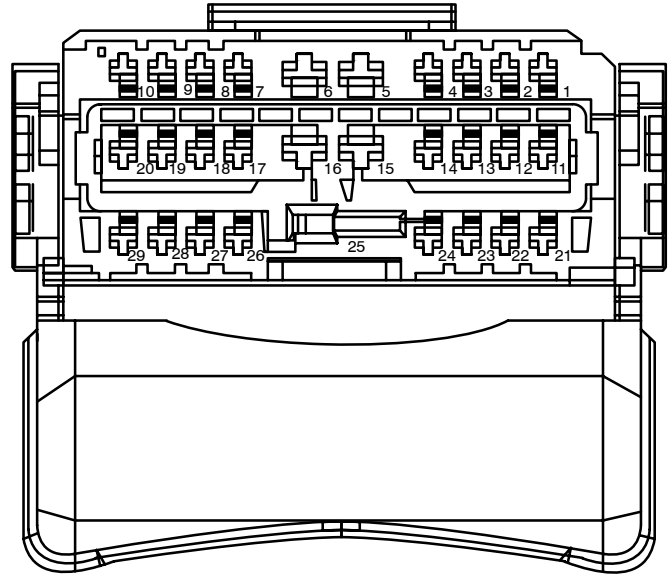
14014

F29004



14K733

F29006



- | | | | |
|---------------------------------------|--|--|--|
| (1) 9-CF34 (BN/BU)
9-CF34A (BN/BU) | (7) 7-CF67 (YE/RD)
7-CF1A (YE/RD) | (16) 50-BB16D (GY/BK) | (21) |
| (2) 8-CF34 (WH/BU)
8-CF34A (WH/BU) | (8) 5-EC12 (BU/RD) | (17) 5-EC7 (BU/RD)
5-EC7B (BU/RD)
5-EC7R (BU/RD)
5-EC7S (BU/RD)
5-EC7U (BU/RD) | (22)
(23) |
| (3) 9-CF40 (BN/GN)
9-CF40A (BN/GN) | (9) 4-EC12 (GY/RD) | (18) 4-EC7 (GY/RD)
4-EC7B (GY/RD)
4-EC7R (GY/RD)
4-EC7S (GY/RD)
4-E7U (GY/RD) | (24) 30-CG16 (RD)
(25) 30-AG14 (RD) |
| (4) 8-CF40 (BN/GN)
8-CF40A (BN/GN) | (10) | (19) | (26) |
| (5) 10-RJ30 (GY) | (11) 15S-BB18 (GN/BK) | (20) | (27) 91S-RH5 (BK/BU)
29S-RH5A (BK/BU) |
| (6) 9-CF1A (BN/RD)
9-CF67 (BN/RD) | (12) | | (28) |
| | (13) | | (29) |
| | (14) | | |
| | (15) 15-AB33 (GN/OG)
30S-RD18 (RD/OG) | | |

C115
14K733

F02005

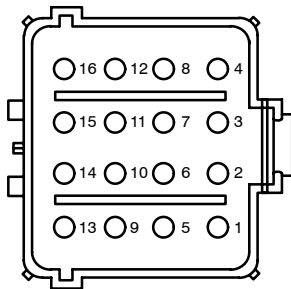


- (1) 15-CF6C (GN/YE)
- (2) 15-CF6D (GN/YE)

C116

12A690

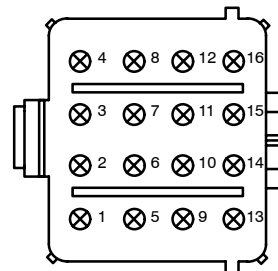
F16020



- (1) 15S-TA37 (GN/YE)
- (2) 15S-TA38 (GN/BU)
- (3) 15S-TA40 (GN/BK)
- (4) 15S-TA39 (GN/RD)
- (5)
- (6) 15-TA55 (GN/BK)
- (7) 91S-LG45 (BK/GN)
- (8) 15S-TA17 (GN/OG)

14K039

F16020.01

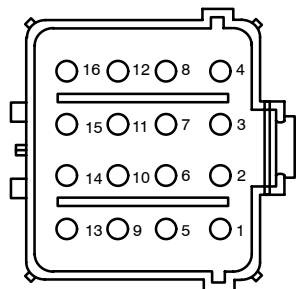


- (9) 9-TA36 (BN/GN)
- (10) 8-TA36 (WH/GN)
- (11) 91S-TA17 (BK/RD)
- (12) 15S-TA24 (GN/BU)
- (13)
- (14) 15S-TA65 (GN/WH)
- (15) 15S-TA64 (GN/OG)
- (16) 15S-TA63 (GN/BK)

C117

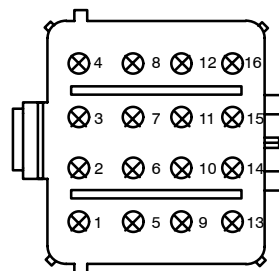
12A690

F16034



14K039

F16036



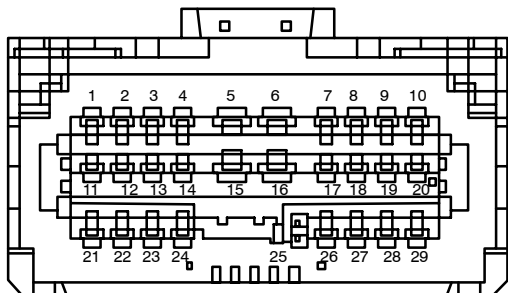
- (1) 4-EC7E (GY/RD)
4-EC7F (GY/RD)
- (2) 5-EC7E (BU/RD)
5-EC7F (BU/RD)
- (3)
- (4) 10-PF36 (GY/OG)
10-PF36A (GY/OG)
- (5) 8-PF36 (WH/GN)
8-PF36A (WH/GN)
- (6) 9-RJ29 (BN/BU)

- (7) 8-RJ29 (WH/BU)
- (8) 91-TA2 (BK/BU)
- (9) 91-TA55 (BK/GN)
- (10) 8-TA27 (WH/VT)
- (11) 9-TA27 (BN/WH)
- (12) 30-TA55 (RD)
- (13) 15S-TA23 (GN/YE)
- (14)

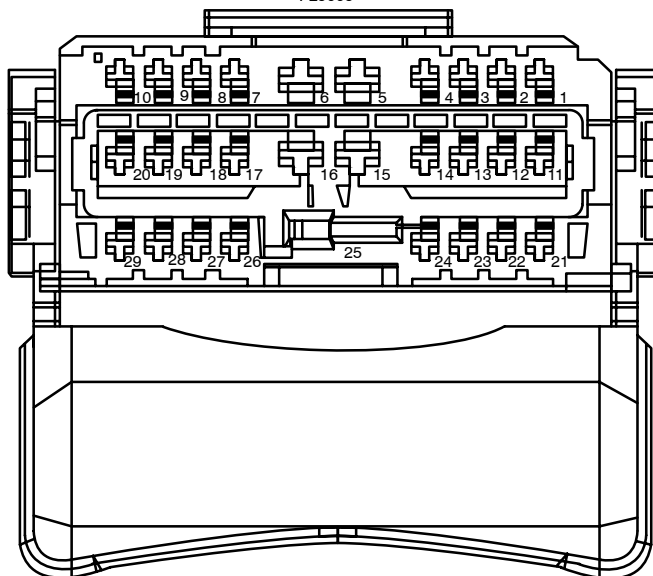
C118

14014

F29004



F29006

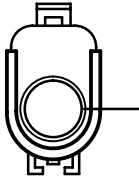


- | | | | |
|--|---|--|--|
| (1) 8-MD10 (WH/BK)
8-MD10B (WH/BK) | (10) 10-MD11 (GY/WH)
10-MD11B (GY/WH)
10-MD18A (GY)
10-MD18C (GY) | (17) 1-AB35 (WH/BU)
1-AB35A (WH/BU)
7-RJ30 (YE)
7-RJ30 (YE) +
7-TC32 (YE/BU) | (22) 1-MD50 (WH/BK)
9-GA7 (BN/RD)
9-GA7C (BN/RD)
9-GA7F (BN/RD) |
| (2) 10-MD10 (GY/BK)
10-MD10B (GY/BK) | (11) 2-MD49 (GY/OG) | (18) 2-AB35 (WH/BU)
2-AB35A (WH/BU)
8-RJ30 (WH) | (23) 8-AB33 (WH/BK) |
| (3) 10-GL37 (GY/OG)
10-GL37A (GY/OG) | (12) 1-MD49 (WH/GN)
1-AB35 (WH/BU)
1-AB35A (WH/BU) | (19) 9-RJ30 (BN)
9-RJ30 (BN) +
9-TC32 (BN/BU)
15-GL37 (GN/BK)
15-GL37A (GN/BK) | (24) 15S-LD6 (GN/YE)
15S-LD6A (GN/YE)
15S-LD6C (GN/YE) +
15S-LD12 (GN/YE)
15S-LD12 (GN/YE)
15S-LD6B (GN/YE)
29-AB11A (OG/WH) |
| (4) 8-GL37 (WH/GN)
8-GL37A (WH/GN) | (13) 3-MD49 (BK)
2-AB35 (WH/BU)
2-AB35A (GY/VT) | (20) 31S-AB6 (BK/RD)
31S-AB6 (BK/RD)
91S-BB6 (BK/YE) | (25) 30S-AB33 (RD/BK) |
| (5) 91S-BB14 (BK/BU) | (14) 91S-AB7 (BK/WH)
91S-PG6 (BK/YE)
91S-AB7 (BK/WH) +
91S-PG6 (BK/YE)
91S-PG6 (BK/YE) +
91S-PG6 (BK/YE) | (21) 2-MD50 (GY/BK)
8-GA7C (WH/RD)
8-GA7 (WH/RD)
8-GA7F (WH/RD) | (26) 29S-AB9 (OG/BK) +
29S-LC7 (OG/BU)
29S-GL10 (OG/YE)
29S-MD16 (OG/GN) |
| (6) 91S-BB14A (BK/BU) | (15) 2-AB36B (GY/OG) | (27) 91S-AB33 (BK/RD) | (28) |
| (7) 8-MC8 (WH/RD)
15-GL37 (GN/BK)
15-GL37B (GN/BK) | (16) 1-AB36B (WH/GN) | (29) | |
| (8) 3-MC8 (BK)
8-GL10B (WH) | | | |
| (9) 8-MD18A (WH)
8-MD18C (WH)
8-MD11 (WH/VT)
8-MD11B (GY/WH)
8-MD11B (WH/VT) | | | |

C120 (BK)

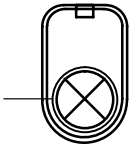
12A690

F01009



14A280

F01010



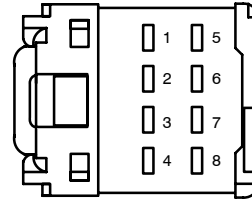
(1)

(1) 50-BB12 (GY)

C122a

14240

F08280

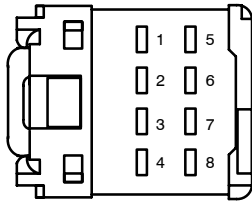


- | | |
|----------------------|-----|
| (1) 7-LH36 (YE/BU) | (5) |
| (2) 91S-AJ64 (BK/OG) | (6) |
| (3) 91S-AJ63 (BK/BU) | (7) |
| (4) 91-AJ32 (BK/OG) | (8) |

C121

14K138

F08280

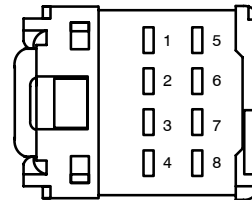


- | | |
|-----------------------|-----|
| (1) 7-LH31 (YE/RD) | (5) |
| (2) 91S-AJ55 (BK/RD) | (6) |
| (3) 91S-AJ54B (BK/GN) | (7) |
| (4) 91-AJ18 (BK/WH) | (8) |

C122b

14240

F08280




- | | |
|----------------------|-----|
| (1) 7-LH36 (YE/BU) | (5) |
| (2) 91S-AJ64 (BK/OG) | (6) |
| (3) 91S-AJ63 (BK/BU) | (7) |
| (4) 91-AJ32 (BK/OG) | (8) |
| 91-AJ32A (BK/OG) | |

C123

14014

F04260




- (1) 7-LH31 (YE/RD)
- (2) 91S-AJ55 (BK/RD)
- (3) 91S-AJ54 (BK/GN)
91S-AJ54B (BK/GN)
- (4) 91-AJ18 (BK/WH)

C125

14014

F04260




- (1) 7-LH36A (YE/BU)
- (2) 91S-AJ64A (BK/OG)
- (3) 91S-AJ63A (BK/BU)
- (4) 91-AJ32A (WH)

C124

14014

F04260

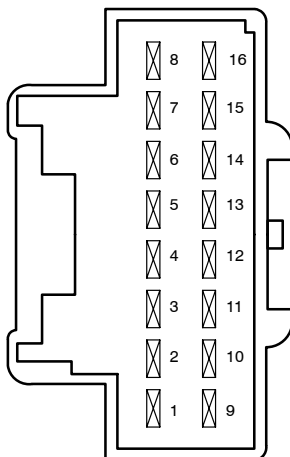


- (1) 7-LH36 (YE/BU)
- (2) 91S-AJ64 (BK/OG)
- (3) 91S-AJ63 (BK/BU)
- (4) 91-AJ32 (WH)

C131

14401

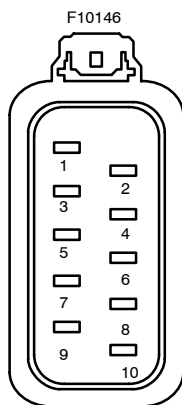
F16082



- | | | |
|---------------------|---------------------|----------------------|
| (1) 4-MC16 (GY) | (7) 30-MC11 (RD) | (12) 9-MC19 (BN/GN) |
| (2) 4-MC15 (GY/OG) | (8) 31-MC11 (BK) | (13) 2-MC13 (GY/RD) |
| (3) 10-MC19 (GY/OG) | (9) 5-MC16 (BU) | (14) 2-MC14 (GY/VT) |
| (4) 8-MC11 (WH/VT) | (10) 5-MC11 (BU/OG) | (15) 29-MC11 (OG/WH) |
| (5) 1-MC13 (WH/RD) | (11) 8-MC19 (WH/BN) | (16) |
| (6) 1-MC14 (WH/BU) | | |

C148

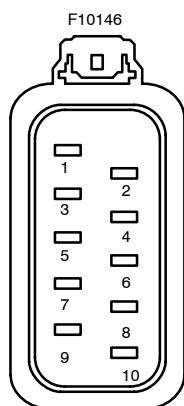
14A584



- | | | |
|---|--|--|
| <p>(1) 31-AA58A (BK)
91-AA58A (BK/YE)</p> <p>(2) 31S-AA61 (BK)
31S-AA61C (BK)
91S-AA61B (BK)
31S-AA61C (BK)
91S-AA61A (BK/BU)
31S-AA61 (BK/BU)</p> <p>(3) 31S-AA62C (BK)
91S-AA62A (BK/WH)
91S-AA62B (BK)
31S-AA62 (BK/WH)</p> <p>(4) 31S-GL9A (BK/YE)
31S-GL9B (BK)
31S-GL9B (BK/YE)</p> | <p>(5) 32-AA59 (WH/BK)
32-AA59A (WH/BK)
32-AA59C (BK)
33-AA59B (BK)
33-AA59C (BK)</p> <p>(6) 33-AA60 (YE)
33-AA60A (YE)
33-AA60A (YE/BK)
33-AA60B (BK)
33-AA60C (BK)</p> <p>(7) 32-AA59B (BK)
32-AA59C (BK)
33-AA59A (YE/BK)
33-AA59B (BK)
33-AA59 (YE/BK)</p> | <p>(8) 31-AA58C (BK)
91-AA58A (BK/YE)
91-AA58B (BK)</p> <p>(9) 91S-AA64B (BK)
31S-AA64C (BK)
31S-AA64 (BK/GN)
91S-AA64A (BK/GN)</p> <p>(10) 91S-AA63A (BK/OG)
31S-AA63 (BK/OG)
31S-AA63C (BK)
91S-AA63B (BK)</p> |
|---|--|--|

C149

14K138

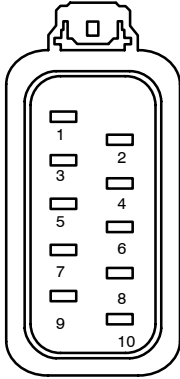


- | | | |
|--|---|---|
| <p>(1) 91-AA58A (BK)
31-AA58C (BK)
91-AA58 (BK/YE)
91-AA58B (BK/YE)</p> <p>(2) 91S-AA61A (BK)
31S-AA61C (BK)
91S-AA61 (BK/BU)
31S-AA61B (BK/BU)</p> <p>(3) 91S-AA62 (BK/WH)
91S-AA62A (BK)
91S-AA62A (BK/WH)
31S-AA62B (BK/WH)</p> <p>(4) 31S-GL16A (BK/BU)
31S-GL16B (BK)
31S-GL16B (BK/BU)</p> | <p>(5) 32-AA59A (BK)
32-AA59C (BK)
33-AA59B (YE/BK)
33-AA59 (YE/BK)</p> <p>(6) 33-AA60B (YE)
33-AA60 (YE)
33-AA60A (BK)
33-AA60C (BK)</p> <p>(7) 33-AA59A (BK)
33-AA59C (BK)
32-AA59 (WH/BK)
32-AA59B (WH/BK)</p> | <p>(8) 31-AA58B (BK)
31-AA58C (BK)
91-AA58 (BK/YE)</p> <p>(9) 31S-AA64B (BK/GN)
31S-AA64C (BK)
91S-AA64A (BK)
91S-AA64 (BK/GN)</p> <p>(10) 91S-AA63 (BK/OG)
31S-AA63B (BK/OG)
31S-AA63C (BK)
91S-AA63A (BK)</p> |
|--|---|---|

C150a

14240

F10146

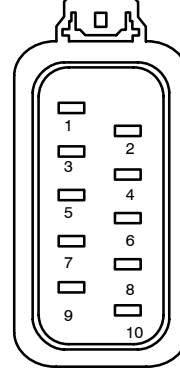


- | | |
|---|--|
| (1) 31-AJ83A (BK)
91-AA58B (BK/YE) | (6) 33-AA60B (YE)
33-AA60 (YE) |
| (2) | (7) 33-AA59B (BK)
33-AA59 (YE/BK)
33-AA59B (YE/BK) |
| (3) | (8) |
| (4) 31S-GL12 (BK/OG) | (9) |
| (5) 32-AA59 (WH/BK)
32-AA59B (WH/BK) | (10) |

C150b

14240

F10146

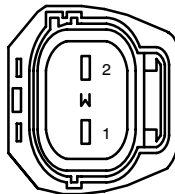


- | | |
|--|--|
| (1) | (7) 32-AA59C (WH/BK)
32-AA59A (WH/BK) |
| (2) | (8) 91-AA58C (BK/YE)
31-AJ83B (BK) |
| (3) | (9) |
| (4) 31S-GL12 (BK/OG) | (10) |
| (5) 33-AA59A (YE/BK)
33-AA59C (YE/BK) | |
| (6) 33-AA60 (YE)
33-AA60B (YE) | |

C152 (GY)

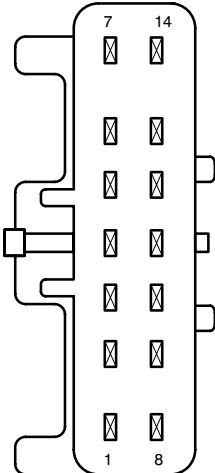
14014

F02074



- | |
|---|
| (1) 33-AA43 (YE/VT)
33-AA43B (YE/VT) |
| (2) 32-AA43A (WH/VT) |

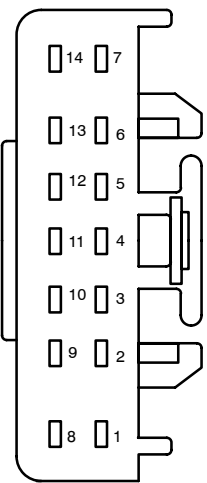
F14025



C155

14401

F14027

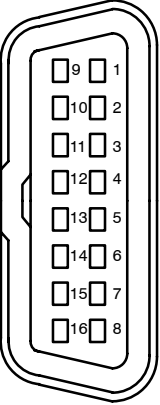


<ul style="list-style-type: none"> (1) 30-DJ7 (RD) (2) 29S-BB14 (OG/BU) (3) 8-MD27B (WH/VT) <li style="padding-left: 20px;">8-MD27MP (WH/VT) (4) 10-MD27B (GY/WH) <li style="padding-left: 20px;">10-MD27MP (GY/WH) (5) 1-AB35 (WH/BU) <li style="padding-left: 20px;">1-AB35A (WH/BU) (6) 2-AB35 (WH/BU) <li style="padding-left: 20px;">2-AB35A (WH/BU) (7) 31-DJ7 (BK) 	<ul style="list-style-type: none"> (8) 29-HA6A (OG/YE) (9) 15-DJ7 (GN/WH) (10) 3-MD27B (BK) <li style="padding-left: 20px;">9-MD27BD (BN/WH) (11) 91S-BB14 (BK/BU) (12) 91S-BB14A (BK/BU) (13) 91-BB14 (BK/BU) (14) 31-HA6A (BK) (15) (16) 29-RA1 (OG)
--	--

C200 (BK)

14401

F16016



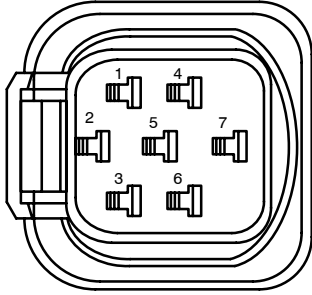
C200 (BK)

14401

<ul style="list-style-type: none"> (1) (2) (3) 4-EC10M (GY) (4) 31-RA1 (BK) (5) 91-RA1 (BK/OG) (6) 4-EC7L (GY/RD) (7) 4-PB9 (GY/VT) (8) 	<ul style="list-style-type: none"> (9) (10) (11) 5-EC10M (BU) (12) (13) (14) 5-EC7L (BU/RD) (15) (16) 29-RA1 (OG)
---	---

C203 (GN)

14K138
F07088

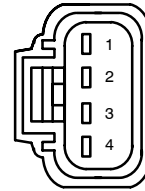


- | | |
|--------------------|----------------------|
| (1) 1-AB27 (WH/RD) | (5) |
| (2) 2-AB27 (GY/RD) | (6) 91S-AB23 (BK/OG) |
| (3) | (7) 91-AB23 (BK/OG) |
| (4) | |

C205

14K138

F04274

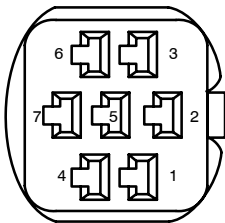


- | |
|----------------------|
| (1) 91S-AB25 (BK/RD) |
| 7-AB26A (YE/VT) |
| (2) 91-AB25 (BK/RD) |
| 9-AB26A (BN/WH) |
| (3) 9-AB26 (BN/WH) |
| 91S-AB25A (BK/RD) |
| (4) 91-AB25A (BK/RD) |
| 7-AB26 (YE/VT) |

C204 (GN)

14K138

F07090

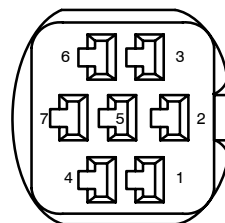


- | | |
|----------------------|---------------------|
| (1) | (5) 91-AB24 (BK/GN) |
| (2) | (6) |
| (3) 91S-AB24 (BK/GN) | (7) |
| (4) | |

C208 (GN)

14240

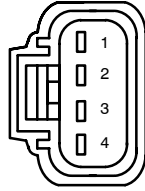
F07090



- | | |
|----------------------|---------------------|
| (1) | (5) 91-AB18 (BK/GN) |
| (2) | (6) |
| (3) 91S-AB18 (BK/GN) | (7) |
| (4) | |

C209

F04274

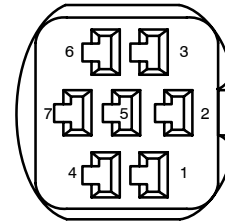


- | | |
|--|--|
| (1) 7-AB20 (YE/VT)
91S-AB30 (BK/RD) | (3) 91S-AB19 (BK/RD)
9-AB31 (BN/WH) |
| (2) 91-AB30 (BK/RD)
9-AB20 (BN/WH) | (4) 91-AB19 (BK/RD)
7-AB31 (YE/VT) |

C212 (GN)

14A584

F07090

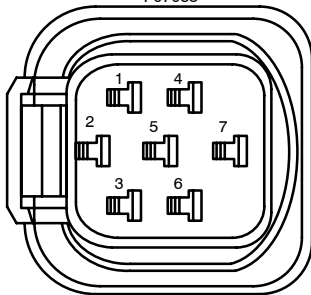


- | | |
|----------------------|---------------------|
| (1) | (5) 91-AB13 (BK/GN) |
| (2) | (6) |
| (3) 91S-AB13 (BK/GN) | (7) |
| (4) | |

C211 (GN)

14A584

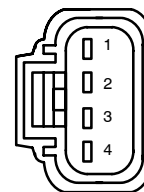
F07088



- | | |
|--------------------|----------------------|
| (1) 1-AB16 (WH/RD) | (5) |
| (2) 2-AB16 (GY/RD) | (6) 91S-AB12 (BK/OG) |
| (3) | (7) 91-AB12 (BK/OG) |
| (4) | |

C213

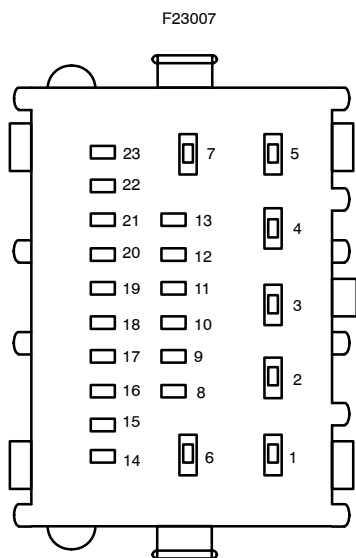
F04274



- | |
|---|
| (1) 7-AB15 (YE/VT)
91S-AB14A (BK/RD) |
| (2) 91-AB14A (BK/RD)
9-AB15 (BN/WH) |
| (3) 91S-AB14 (BK/RD)
9-AB15A (BN/WH) |
| (4) 91-AB14 (BK/RD)
7-AB15A (YE/VT) |

C215

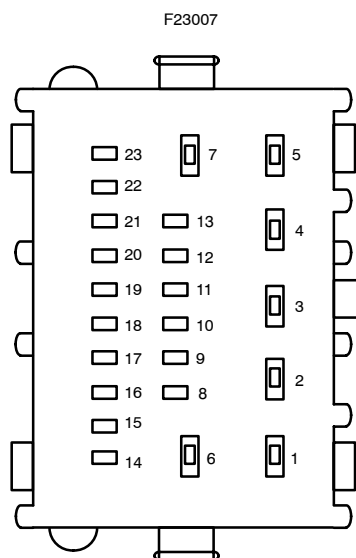
14014



- | | |
|---------------------|-----------------------|
| (1) 2-AB16 (GY/RD) | (9) 1-AB36B (WH/GN) |
| 2-AB16R (GY/RD) | (10) 1-AB16A (WH/RD) |
| 2-AB27A (GY/RD) | 1-AB16R (WH/RD) |
| 2-AB27R (GY/RD) | 1-AB27 (WH/RD) |
| (2) 2-AB36B (GY/OG) | 1-AB27R (WH/RD) |
| 7-AB15 (YE/VT) | (11) 1-AB34 (WH/RD) |
| (3) 2-AB16R (GY/RD) | (12) |
| 2-AB16A (GY/RD) | (13) 91S-AB19 (BK/RD) |
| 2-AB27 (GY/RD) | (14) 91S-AB13 (BK/GN) |
| 2-AB27R (GY/RD) | (15) 91S-AB12 (BK/OG) |
| 9-AB15 (BN/WH) | (16) 1-AB10 (WH) |
| (4) 2-AB34 (GY/RD) | 91S-AB18 (BK/GN) |
| 9-AB26 (BN/WH) | (17) 1-AB35 (WH/BU) |
| (5) 2-AB35 (GY/VT) | 1-AB35A (WH/BU) |
| 2-AB35A (GY/VT) | (18) |
| 2-AB35A (WH/BU) | (19) |
| 7-AB26 (YE/VT) | (20) |
| (6) | (21) |
| (7) 2-AB10 (GY) | (22) |
| (8) 1-AB16 (WH/RD) | (23) 91S-AB9 (BK/GN) |
| 1-AB16R (WH/RD) | |
| 1-AB27A (WH/RD) | |
| 1-AB27R (WH/RD) | |

C216

14014



- | | | |
|--------------------|----------------------|-----------------------|
| (1) 9-AB15 (BN/WH) | (5) 7-AB15 (YE/VT) | (15) 8-AB22 (WH/GN) |
| 9-AB20 (BN/WH) | 7-AB26A (YE/VT) | 91S-AB19A (BK/RD) |
| 9-AB26A (BN/WH) | 7-AB26R (YE/VT) | 91S-AB30 (BK/RD) |
| 9-AB26R (BN/WH) | (6) 50-BB16D (GY/BK) | (16) 31S-AB11 (BK/WH) |
| (2) 7-AB20 (YE/VT) | (7) 7-AB15A (YE/VT) | 91S-AB14 (BK/RD) |
| 9-AB15A (BN/WH) | 7-AB15R (YE/VT) | 91S-AB25A (BK/RD) |
| 9-AB15R (BN/WH) | 7-AB26 (YE/VT) | 91S-AB25R (BK/RD) |
| 9-AB26 (BN/WH) | (8) 75-DA2 (YE/RD) | (17) 91S-AB6 (BK/RD) |
| (3) 4-EC10G (GY) + | (9) 15-AB33 (GN/OG) | 91S-AB14A (BK/RD) |
| 4-EC10V (GY) | (10) | 91S-AB14R (BK/RD) |
| 4-EC10K (GY) + | (11) | 91S-AB25 (BK/RD) |
| 4-EC10AS (GY) | (12) | (18) |
| 4-EC10M (GY) + | (13) | (19) 31S-AB11 (BK/WH) |
| 4-EC10V (GY) | (14) 8-AB33 (WH/BK) | (20) 91S-AB6 (BK/RD) |
| 9-AB20 (BN/WH) | 91S-AB19 (BK/RD) | (21) 91S-AB7 (BK/WH) |
| 9-AB31 (BN/WH) | 91S-AB30A (BK/RD) | (22) |
| (4) 5-EC10G (BU)+ | | (23) |
| 5-EC10V (BU) | | |
| 5-EC10K (BU) + | | |
| 5-EC10AS (BU) | | |
| 5-EC10M (BU) + | | |
| 5-EC10V (BU) | | |
| 9-AB20A (BN/WH) | | |
| 9-AB31 (BN/WH) | | |

F23007

C217

14014

(1) 7-AB31 (YE/VT)	(11)
9-AB31 (BN/WH)	(12)
(2) 7-AB20 (YE/VT)	(13)
7-AB31A (YE/VT)	(14)
7-AB31 (YE/VT)	(15)
(3) 31-AB11 (BK)	(16)
(4) 29-AB11 (OG/WH)	(17)
91-AB11 (BK/WH)	(18)
(5) 31-AB11 (BK)	(19)
(6)	(20)
(7)	(21)
(8)	(22)
(9)	(23)
(10)	

F23007

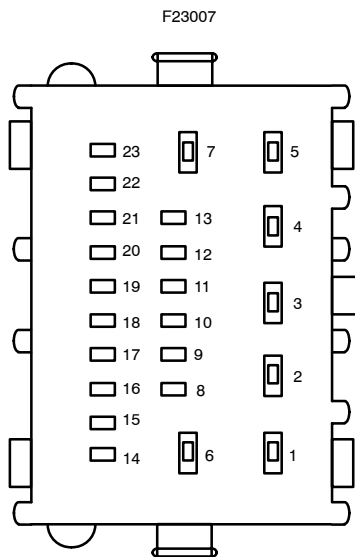
C218

14014

(1) 29-AB11 (OG/WH)	(8) 91S-AB24 (BK/GN)	(16) 91S-AB29 (BK/GN)
91S-AB7 (BK/WH)	(9) 91S-AB23 (BK/OG)	(17)
(2) 2-AB16 (GY/RD)	(10) 15-GL37 (GN/BK)	(18) 15S-BB18 (GN/BK)
29-AB11A (OG/WH)	91S-AB25 (BK/RD)	(19)
(3) 91-AB11A (BK/WH)	(11) 10-GL37 (GY/OG)	(20) 1-AB16 (WH/RD)
(4) 2-AB27 (GY/RD)	91S-AB14 (BK/RD)	(21)
30S-AB33 (RD/BK)	(12) 8-GL37 (WH/GN)	(22) 1-AB27 (WH/RD)
(5) 91S-AB33 (BK/RD)	(13) 91S-AB19 (BK/RD)	(23)
(6)	(14) 31S-AA30A (BK/YE)	
(7) 8-AB33 (WH/BK)	(15) 91S-AB30 (BK/RD)	

C219

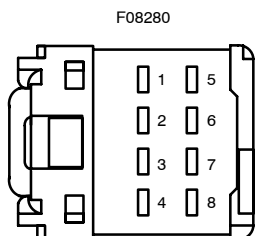
14014



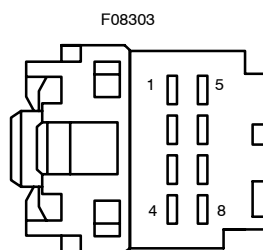
- | | |
|---|--|
| (1) 2-AB35 (GY/VT)
2-AB34A (GY/RD)
4-EC7A (GY/RD)
4-EC7B (RD) | (11) 91S-AB12A (BK/OG)
91S-AB12R (BK/OG)
91S-AB23 (BK/OG)
91S-AB23R (BK/OG) |
| (2) 1-AB34 (WH/RD)
1-AB35A (WH/BU)
5-EC7A (BU/RD)
5-EC7B (BU/RD) | (12) 91S-AB12 (BK/OG)
91S-AB12R (BK/OG)
91S-AB23A (BK/OG)
91S-AB23R (BK/OG) |
| (3) 8-AB22 (WH/GN) | (13) 15-AB11 (GN/WH) |
| (4) 1-AB36B (WH/GN)
91S-AB18 (BK/GN)
91S-AB29A (BK/GN) | (14) 1-AB10 (WH)
5-EC10AE (BU)
5-EC10W (BU) |
| (5) 91S-AB18A (BK/GN)
91S-AB29 (BK/GN) | (15) 2-AB10 (GY)
4-EC10AE (GY/RD)
4-EC10W (GY) |
| (6) 91S-AB13 (BK/GN)
91S-AB13R (BK/GN)
91S-AB24A (BK/GN)
91S-AB24R (BK/GN) | (16) |
| (7) 91S-AB13A (BK/GN)
91S-AB13R (BK/GN)
91S-AB24 (BK/GN)
91S-AB24R (BK/GN) | (17) 91S-AB6 (BK/RD) |
| (8) | (18) 1-AB35 (WH/BU)
1-AB34A (WH/RD) |
| (9) 31S-AA30A (BK/YE) | (19) 31S-AB11 (BK/WH) |
| (10) | (20) 2-AB34 (GY/RD)
2-AB35A (GY/VT) |
| | (21) 91S-AB7 (BK/WH) |
| | (22) 2-AB36B (GY/OG)
91S-BB14 (BK/BU) |
| | (23) 91S-BB14A (BK/BU) |

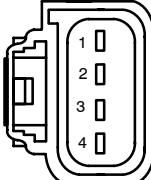
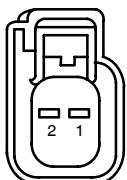
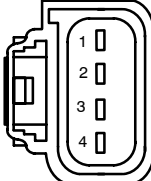
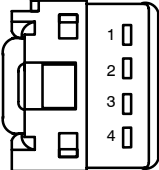
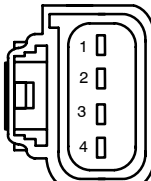
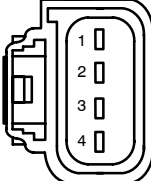
C220

14A584



- | | |
|---|--|
| (1) 7-LH48 (YE/VT)
7-GL10 (YE)
29S-GL10 (OG/YE) | (4) 91-AD24 (BK/RD)
91-GL1 (BK/YE)
91-GL1A (BK/YE) |
| (2) 8-LG10A (WH)
8-LG10B (WH)
91S-AD24 (BK/RD) | (5) |
| (3) | (6) |
| | (7) |
| | (8) |

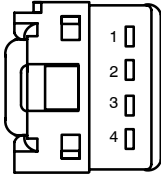


<p style="text-align: center;">C221</p> <p style="text-align: center;">14401</p> <p style="text-align: center;">F04294</p>  <ul style="list-style-type: none"> (1) 1-AB36B (WH/GN) (2) 2-AB36B (GY/OG) (3) (4) 	<p style="text-align: center;">C224</p> <p style="text-align: center;">14014</p> <p style="text-align: center;">F02574</p>  <ul style="list-style-type: none"> (1) 1-AB34 (WH/RD) 1-AB34A (WH/RD) (2) 2-AB34 (GY/RD) 2-AB34A (GY/RD)
<p style="text-align: center;">C222</p> <ul style="list-style-type: none"> (1) 7-AB9 (YE/GN) 7-GL10 (YE) 29S-AB9 (OG/BK) (2) 91S-AB9 (BK/GN) (3) (4) 91-AB8 (BK/OG) 91-GL1B (BK/YE) 	<p style="text-align: center;">C226</p> <p style="text-align: center;">15K857</p> <p style="text-align: center;">F04294</p>  <ul style="list-style-type: none"> (1) 1-AB34 (WH/RD) 1-AB35 (WH/BU) (2) 2-AB34 (GY/RD) 2-AB35 (GY/VT) (3) (4)
<p style="text-align: center;">C223</p> <p style="text-align: center;">14A584</p> <p style="text-align: center;">F04272</p>  <ul style="list-style-type: none"> (1) 7-AB9A (YE/GN) 29S-AB9A (OG/BK) (2) 8-GL10A (WH) (3) 91S-AB9B (BK/GN) (4) 91-AB8A (BK/OG) 91-GL1B (BK/YE) 	<p style="text-align: center;">C227</p> <p style="text-align: center;">15K868</p> <p style="text-align: center;">F04294</p>  <ul style="list-style-type: none"> (1) 1-AB10 (WH) (2) 2-AB10 (GY) (3) (4)
	<p style="text-align: center;">C228</p> <p style="text-align: center;">2B325</p> <p style="text-align: center;">F04294</p>  <ul style="list-style-type: none"> (1) 1-AB34 (WH/RD) 1-AB35 (WH/BU) (2) 2-AB34 (GY/RD) 2-AB35 (GY/VT) (3) (4)

C231

14401

F04272

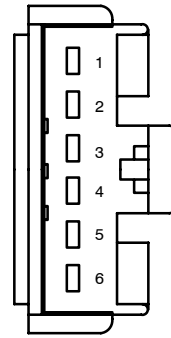


- (1) 30S-AB33 (RD/BK)
- (2) 31S-AB33 (BK/RD)
- (3) 8-AB33 (WH/BK)
- (4) 91-AB33 (BK/RD)

C233

14401

F06086

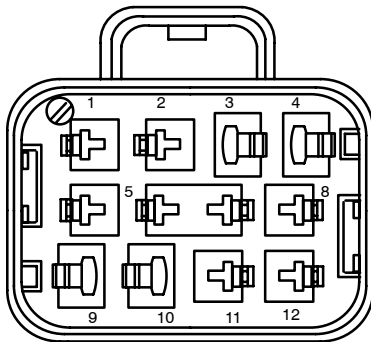


- (1) 30S-AB33 (RD/BK)
- (2) 91-AB33 (BK/RD)
- (3)
- (4) 30S-TA31 (RD/BK)
- (5) 8-AB33 (WH/BK)
- (6) 30-AB33 (RD)

C234

14014

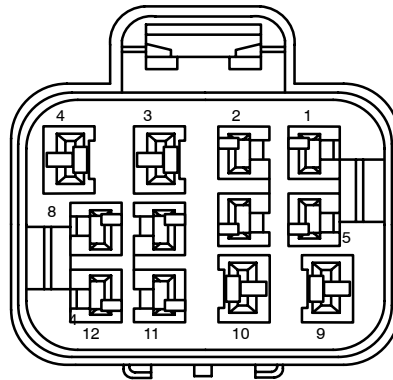
F12092



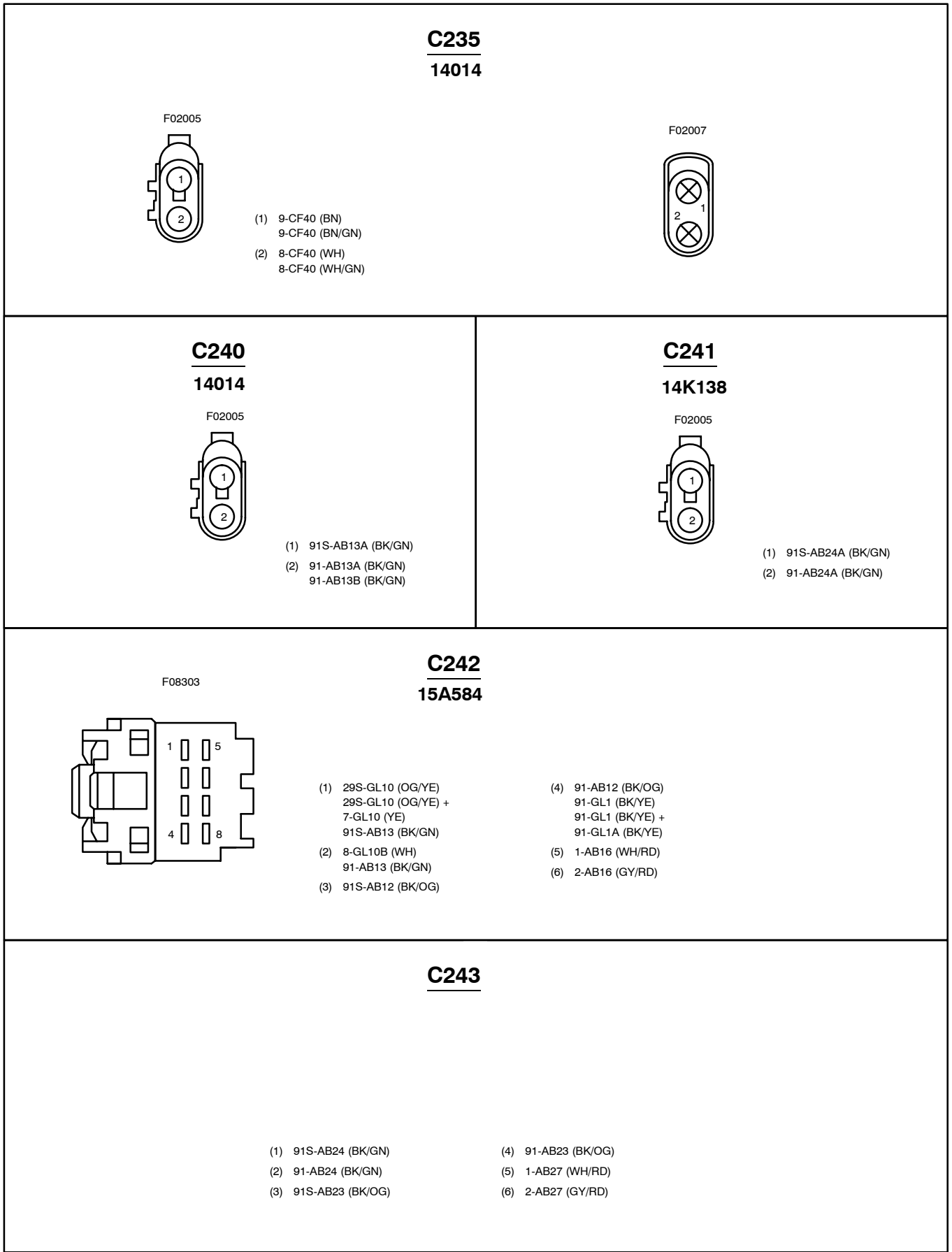
- | | |
|----------------------|-----------------------|
| (1) 31-RS22 (BK) | (7) |
| (2) 15S-RS22 (GN/BK) | (8) 7-RS22 (YE/GN) |
| (3) 30S-RD18 (RD/OG) | (9) |
| (4) 31-RD18A (BK) | (10) 31-RS22 (BK) |
| (5) | (11) 15S-RS22 (GN/BK) |
| (6) | (12) |

2B325

F12086



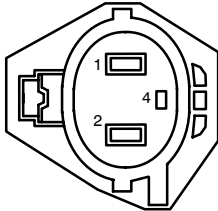
- | | |
|----------------------|-----------------------|
| (1) | (7) |
| (2) | (8) 7-RS22 (YE/GN) |
| (3) 30S-RD18 (RD/OG) | (9) |
| (4) 31-RD18A (BK) | (10) 31-RS22 (BK) |
| (5) | (11) 15S-RS22 (GN/BK) |
| (6) | (12) |



C281

14K733

F04270



- (1) 30-PA8A (RD)
- (2) 31-PA6 (BK)
- (3)
- (4)

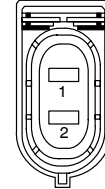
C302

14K733

F02584



F02648

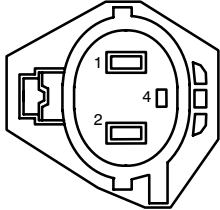


- (1) 15S-LD11 (GN/WH)
- (2) 31-LD11 (BK)

C282

14K733

F04270




- (1) 30-PA1 (RD)
30-PA1B (RD)
- (2) 31-PA1 (BK)
31-PA1A (BK)
31-PA1C (BK)
- (3)
- (4) 49-PA6 (BU)
49-PA6A (BU)
49-PA6C (BU)

C304

14K733

F02584



F02648

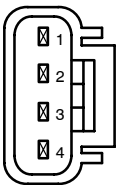


- (1) 15S-LD17 (GN/WH)
- (2) 31-LD17 (BK)

C300

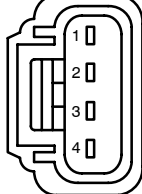
14B112

F04164



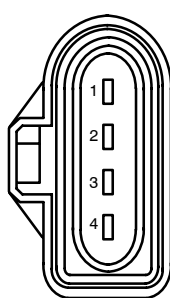
12A690

F04162

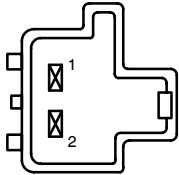
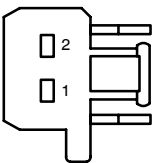
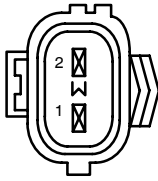
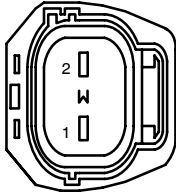
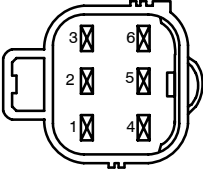
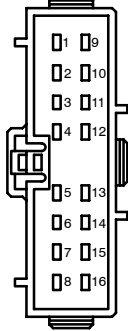
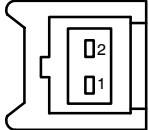


12A690

F04306



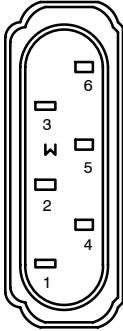
- (1) 15S-RD15D (GN/OG)
- (2) 15S-RD15C (GN/OG)
- (3) 15S-RD15B (GN/OG)
- (4) 15S-RD15A (GN/OG)

<p style="text-align: center;">C305</p> <div style="display: flex; justify-content: space-around;"> <div style="text-align: center;"> <p>F02050</p>  <p>(1) (RD) (RD) + (RD) 30-ND16 (RD) (2)</p> </div> <div style="text-align: center;"> <p>14014</p> <p>F02053</p>  <p>(1) 30-LE29 (RD) (2)</p> </div> </div>	<p style="text-align: center;">C309</p> <p style="text-align: center;">14B564</p> <p style="text-align: center;">F02106</p>  <p>(1) 30S-RD18 (RD/OG) (2) 31-RD18A (BK)</p> <p style="text-align: center;">2B325</p> <p style="text-align: center;">F02074</p> 
<p style="text-align: center;">C307</p> <p style="text-align: center;">14K733</p> <p style="text-align: center;">F06140</p>  <p>(1) 30-RD18 (RD) (2) 31-RD18 (BK) (3) (4) 4-EC2 (GY/RD) (5) 5-EC2 (BU/RD) (6) 30S-RD18 (RD/OG)</p>	<p style="text-align: center;">C320 (BK)</p> <p style="text-align: center;">14401</p> <p style="text-align: center;">F16052</p> 
<p style="text-align: center;">C308</p> <p style="text-align: center;">14B564</p> <p style="text-align: center;">F02012</p>  <p>(1) 30S-RD18 (RD/OG) (2) 31-RD18A (BK)</p>	<p>(1) 8-LE46A (WH/RD) 8-LE46B (WH/RD) (2) 15S-LD13A (GN/OG) (3) 15S-LD7A (GN/BU) (4) 15S-LE42 (GN/RD) (5) (6) 15S-LE21 (GN/BK) (7) (8) (9) 29S-DA2 (OG/BU)</p> <p>(10) 31-LE29 (BK) (11) 29-LE29 (OG/BK) (12) 30-LE6 (RD) + 30S-LE29 (RD/GN) 30S-LE29 (RD/GN) 30S-LE29A (RD/GN) (13) 29S-LF1 (OG/YE) (14) (15) 15-LE6 (GN/YE) (16) 29S-LF5 (OG/BU)</p>

C323

14K733

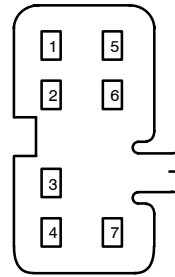
F06126



- (1) 9-LE53 (BN/BU)
- (2)
- (3)
- (4) 8-LE53 (WH/BU)
- (5) 7-LE53 (YE/BU)
- (6)

C325

F07056

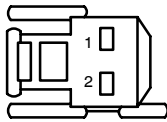


- (1) 33-AL18 (YE/RD)
- (2) 30-AL19 (RD)
- (3) 31-AL5B (BK)
31-AL5A (BK)
- (4)
- (5)
- (6) 31-AL5A (BK)
31-AL5A (BK) +
31-AL5 (BK)
- (7) 32-AL18 (WH/RD)

C324

14014

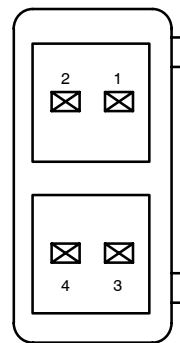
F02047



- (1) 32-AL18 (WH/RD)
32-AL18A (WH/RD)
33-AL18A (YE/RD)
- (2) 32-AL18A (WH/RD)
33-AL18 (YE/RD)
33-AL18A (YE/RD)

C330

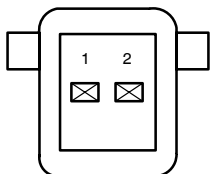
F04160



- (1) 31-AL5 (BK)
- (2) 30-AL19 (RD)
- (3) 33-AL18 (YE/RD)
- (4) 32-AL18 (WH/RD)

C331

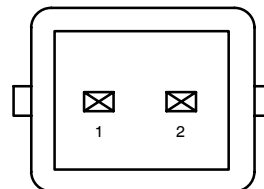
F02204



- (1)
- (2)

C336

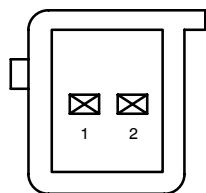
F02140



- (1) 29-AH35A (OG/YE)
29-AH35 (OG/YE)
- (2) 31-DA14 (BK)
31-AH35 (BK) +
31-AH35A (BK)

C332

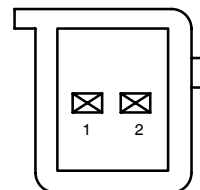
F02138



- (1)
- (2)

C337

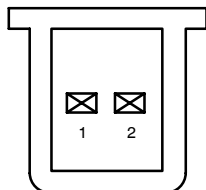
F02136



- (1) (BK) + (BK)
- (2)

C333

F02134

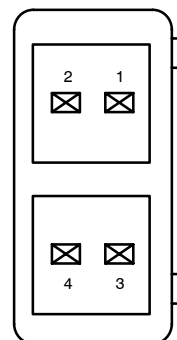


- (1) (BN)
- (2) (YE) + (YE)

C340

14B723

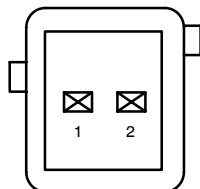
F04160



- (1) 1-MD49 (WH/GN)
- (2) 2-MD49 (GY/OG)
- (3) 1-MD50 (WH/BK)
- (4) 2-MD50 (GY/BK)

C335

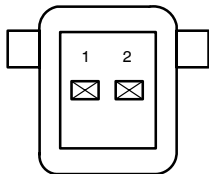
F02142



- (1)
- (2)

C341

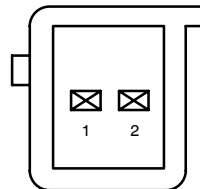
F02204



- (1)
- (2)

C345

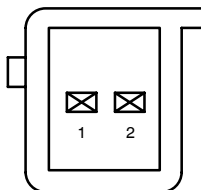
F02138



- (1)
- (2)

C342

F02138

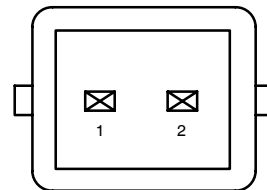


- (1)
- (2)

C346

14B723

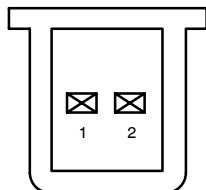
F02140



- (1) 91-MD8 (BK/OG)
- (2) 29-MD8 (OG)

C343

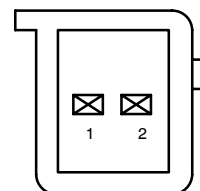
F02134



- (1) (BN)
- (2) (YE) + (YE)

C347

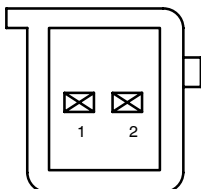
F02136



- (1) (BK) + (BK)
- (2)

C344

F02136

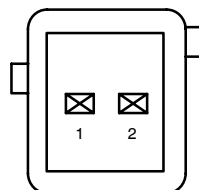


- (1)
- (2)

C348

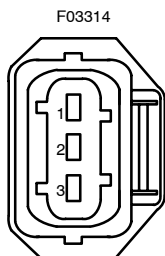
18K926

F02142



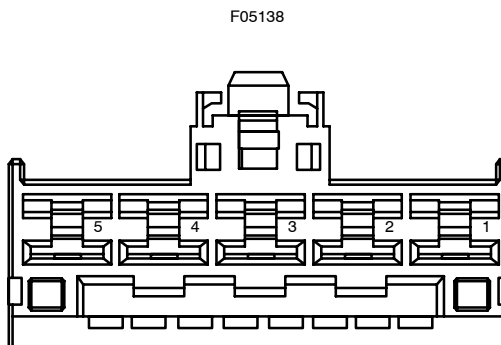
- (1) 4-EC3R (GY/RD)
4-EC10R (GY)
- (2) 5-EC3R (BU/RD)
5-EC10R (BU)

C352
12A290




- (1) 91S-RJ3 (BK/WH)
- (2) 8-RJ3 (WH/VT)
- (3) 15-RJ3 (GN/WH)

C380
14401

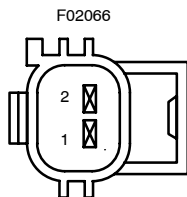


- (1) 31S-FA30 (BK/WH)
- (2) 31S-FA31 (BK/YE)
- (3) 31S-FA32 (BK/BU)
- (4) 31S-FA33 (BK/OG)
- (5) 31-FA25 (BK)

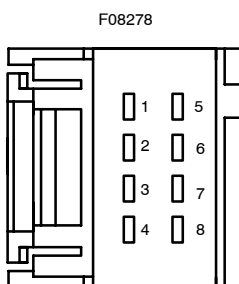
C358
12A690



- (1) 8-RJ18 (WH)
- (2) 9-RJ18 (BN)

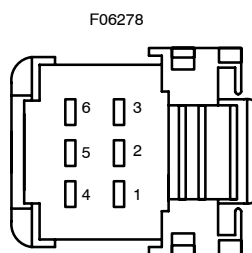


C378
14401



- | | |
|-----------------------|---------------------|
| (1) 29-FA13 (OG) | (6) 33-FA76 (YE/BU) |
| (2) 8-FA9 (WH/GN) | 33-FA76A (YE/BU) |
| (3) 29S-LE10A (OG/GN) | (7) 32-FA76 (WH/BU) |
| (4) 91-FA13 (BK/OG) | 32-FA76A (WH/BU) |
| (5) 8-FC10 (WH/VT) | (8) 15-FA13 (GN/RD) |
| | 15-FA13A (GN/RD) |

C381
14401

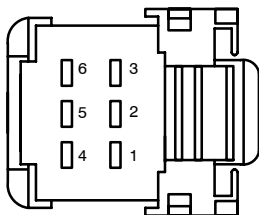


- (1) 15-HB22 (GN/BK)
- 15-HB22A (GN/BK)
- (2) 91-HB22 (BK/GN)
- (3) 29S-HB22 (OG/BK)
- (4)
- (5) 91S-HB22 (BK/GN)
- (6) 31S-HB22 (BK/GN)

C382

14401

F06278

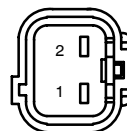


- (1) 15-HB9 (GN/WH)
15-HB9A (GN/WH)
- (2) 91-HB9 (BK/WH)
- (3) 29S-HB9 (OG/WH)
- (4)
- (5) 91S-HB9 (BK/WH)
- (6) 31S-HB9 (BK/WH)

C384

9H589

F02578




- (1) 15-RL19 (GN/YE)
- (2) 91S-RL19 (BK/YE)

C386

12A690

F02572

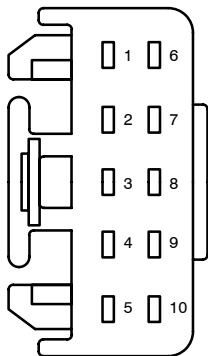


- (1) 8-CE10 (WH/VT)
- (2) 15-CE10 (GN/WH)
15-CE10A (GN/WH)

C383 (GY)

14401

F10042

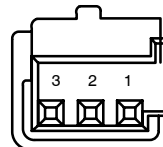


- | | |
|----------------------|----------------------|
| (1) 15S-LG23 (GN/WH) | (7) 31S-TA34 (BK/YE) |
| (2) 29S-PF35 (OG/BK) | 91S-AB6 (BK/RD) |
| (3) 15-PF35 (GN/BK) | 91S-AB6A (BK/RD) |
| (4) 31-PF35 (BK) | (8) |
| (5) 8-PF36 (WH/GN) | (9) |
| (6) 10-PF36 (GY/OG) | (10) |

C390

14335

F03294

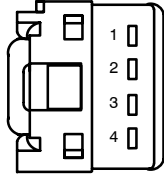


- (1) 8-AA57 (WH)
- (2) 31-AA57 (BK)
31-AA57A (BK)
- (3) 29-AA57 (OG/YE)

C391

14401

F04272

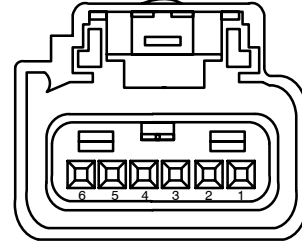


- (1) 15-GL37 (GN/BK)
15-GL37A (GN/BK)
- (2) 91-GL1 (BK/YE)
- (3) 10-GL37 (GY/OG)
- (4) 8-GL37 (WH/GN)

C394 (BK)

12A690

F06240

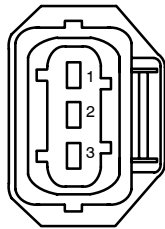


- (1) 8-RJ21 (WH/RD)
- (2) 9-RJ22B (BN/BU)
- (3) 8-RJ22 (WH/BU)
- (4) 9-RJ22A (BN/BU)
- (5)
- (6) 15-RJ22 (GN/RD)

C393

12A690

F03314

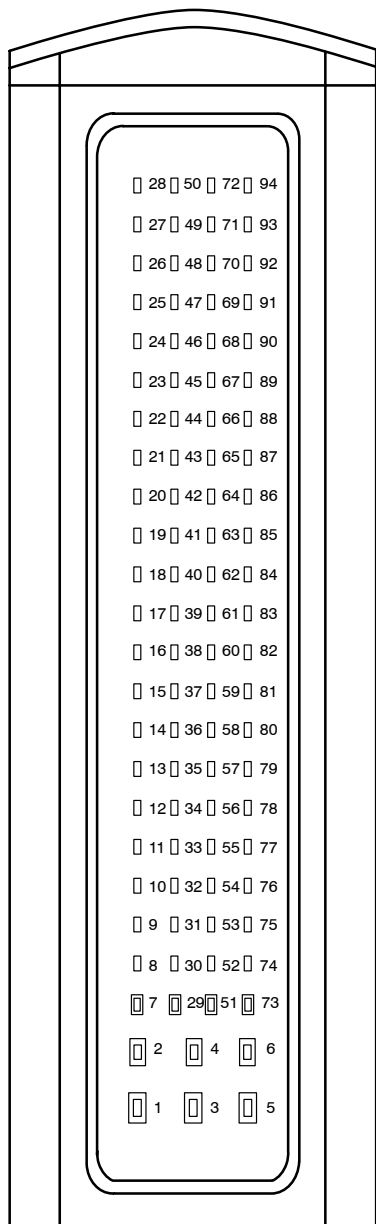


- (1) 91S-RJ2 (BK/RD)
- (2) 8-RJ2 (WH/BK)
- (3) 15-RJ2 (GN/OG)

C414

14K039

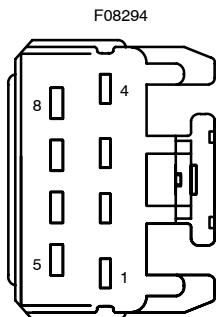
F94002



- | | |
|-----------------------|-----------------------|
| (1) 15-TA55A (GN/BK) | (48) |
| (2) 15-TA55B (GN/BK) | (49) |
| (3) 91-TA55A (BK/GN) | (50) |
| (4) 91-TA55B (BK/GN) | (51) 15S-TA63 (GN/BK) |
| (5) | (52) 15S-TA39 (GN/RD) |
| (6) 15S-TA17 (GN/OG) | (53) 15S-TA38 (GN/BU) |
| (7) 15S-TA64 (GN/OG) | (54) 15S-TA40 (GN/BK) |
| (8) 5-EC7E (BU/RD) | (55) |
| (9) 4-EC7E (GY/RD) | (56) |
| (10) | (57) |
| (11) 30-TA55 (RD) | (58) |
| (12) 15S-TA23 (GN/YE) | (59) 8-PF36 (WH/GN) |
| (13) 15S-TA24 (GN/BU) | (60) |
| (14) 9-TA36 (BN/GN) | (61) |
| (15) | (62) 8-TA27 (WH/VT) |
| (16) | (63) |
| (17) | (64) 9-TA27 (BN/WH) |
| (18) | (65) 8-RJ29 (WH/BU) |
| (19) | (66) |
| (20) | (67) 91S-LG45 (BK/GN) |
| (21) | (68) |
| (22) | (69) |
| (23) | (70) |
| (24) | (71) |
| (25) | (72) |
| (26) | (73) |
| (27) | (74) 15S-TA37 (GN/YE) |
| (28) | (75) |
| (29) 15S-TA65 (GN/WH) | (76) |
| (30) | (77) |
| (31) | (78) |
| (32) | (79) |
| (33) 91-TA55 (BK/GN) | (80) |
| (34) | (81) 10-PF36 (GY/OG) |
| (35) | (82) |
| (36) | (83) 91-TA55C (BK/GN) |
| (37) | (84) |
| (38) 8-TA36 (WH/GN) | (85) |
| (39) | (86) 9-RJ29 (BN/BU) |
| (40) | (87) |
| (41) | (88) |
| (42) | (89) |
| (43) | (90) |
| (44) | (91) |
| (45) | (92) 91S-TA17 (BK/RD) |
| (46) | (93) |
| (47) | (94) |

C415a

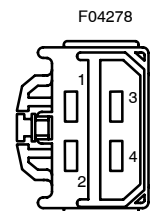
14014



- (1) 32-AA27 (WH/GN)
- (2) 31S-GL20 (BK/RD)
- (3) 31S-AA30C (BK/YE)
31S-AA30D (BK/YE)
- (4) 31-AG25 (BK)
- (5)
- (6)
- (7)
- (8)

C416a

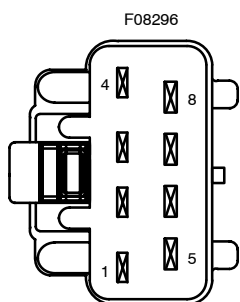
14014



- (1) 30-AG14 (RD)
- (2)
- (3) 31-AG14B (BK)
- (4) 15-AG25 (GN/OG)

C415b

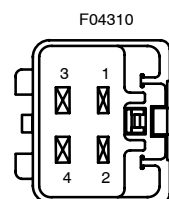
14014



- (1) 32-AA27A (WH/GN)
- (2) 31S-GL20A (BK/RD)
- (3) 31S-AA30B (BK/YE)
- (4) 31-AG25A (BK)
- (5) 4-EC10D (GY) + 4-EC10G (GY)
4-EC10F (GY) + 4-EC10AC (GY)
4-EC10F (GY) + 4-EC10R (GY)
4-EC10G (GY) + 4-EC10AC (GY)
- (6) 5-EC10D (BU) + 5-EC10G (BU)
5-EC10F (BU) + 5-EC10AC (BU)
5-EC10F (BU) + 5-EC10R (BU)
5-EC10G (BU) + 5-EC10AC (BU)
- (7)
- (8)

C416b

14014

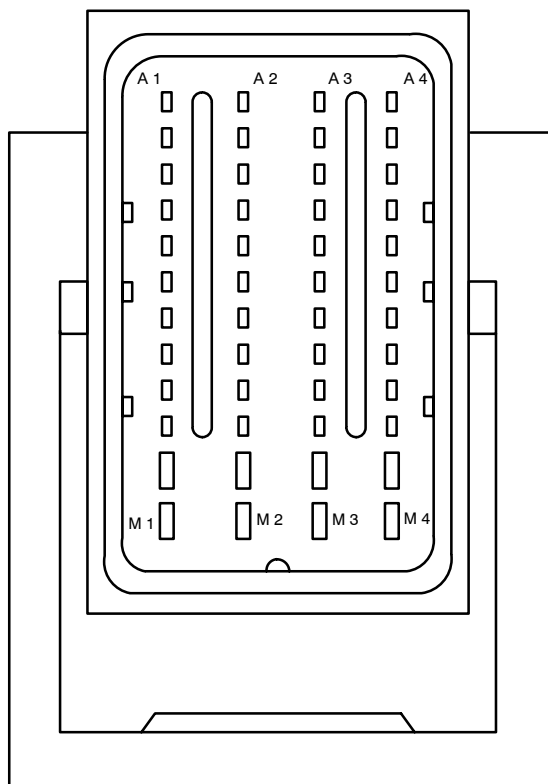


- (1) 30-AG14A (RD)
- (2) 31-AG14C (BK)
- (3) 31-AG14A (BK)
- (4) 15-AG25A (GN/OG)

C417 (BN)

12A690

F48004

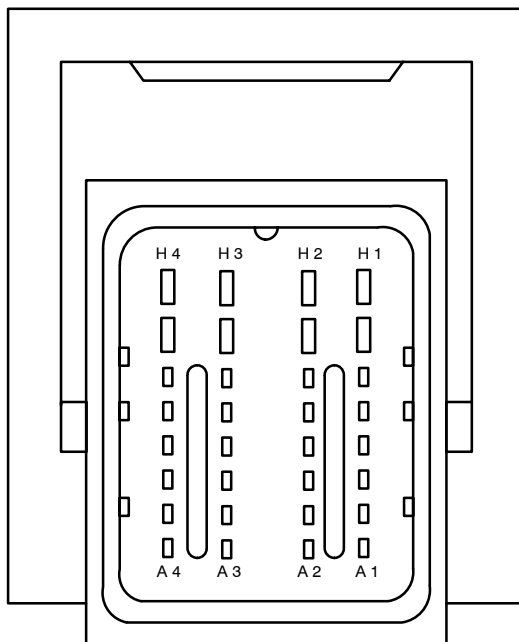


- | | | | |
|-------|---|-------|--|
| (A 1) | 8-RJ50 (WH/VT)
9-RJ3 (BN/WH) | (A3) | 4-EB6 (GY)
4-EB6B (GY)
8-RJ46 (WH/RD)
9-RJ50 (BN/WH) |
| (B 1) | 8-RJ4 (WH/RD)
8-RG3 (WH/BU)
8-RL22 (WH/BK) | (B 3) | 8-RJ18 |
| (C 1) | 9-RJ4 (BN/RD)
8-RJ4 (WH/RD)
8-RJ22 (WH/BU)
8-RJ17A (WH/VT) | (C 3) | 8-RJ22 (WH/BU)
9-RL7 (BN/GN)
9-RL22 (BN/YE) |
| (D 1) | 8-RJ3 (WH/VT)
8-RJ4 (WH/RD)
7-RL22 (YE/BK) | (D 3) | 7-RL7 (YE/GN)
9-RJ17 (BN/WH)
9-RJ50 (BN/WH)
9-RL7 (BN/GN) |
| (E 1) | 8-RJ11 (WH/GN)
91S-RH9 (BK/BU)
91S-RH15 (BK/YE) | (E 3) | 9-RJ11 (BN/GN) |
| (F 1) | 8-RJ17 (WH/VT)
8-RJ22 (WH/BU) | (F 3) | 7-RJ4 (YE/RD) |
| (G 1) | 8-RJ46 (WH/RD) | (G 3) | 8-RJ11 (WH/GN)
8-RJ11A (WH/GN)
9-RJ17 (BN/WH)
9-RJ17A (BN/WH)
9-RJ47 (BN/BU) |
| (H 1) | 8-RJ12 (WH/BU)
9-RJ5 (BN) | (H 3) | 8-RJ47 (WH/BU)
91S-RH9B (BK/BU) |
| (J 1) | | (J 3) | 8-RJ46 (WH/RD)
9-RJ46 (BN/RD) |
| (K 1) | 8-RJ50 (WH/VT) | (K 3) | 8-RJ12 (BN/BU)
8-RJ45 (WH/RD)
9-RJ12 (BN/BU) |
| (L 1) | 15S-RL7 (WH/GN)
91S-RJ45 (BK/BU)
91S-RL7 (BK/GN)
91S-RL13 (BK/OG) | (L 3) | 91S-RJ48 (BK/GN)
91S-RL11 (BK/YE) |
| (M 1) | 91S-RJ48 (BK/GN)
91S-RL50C (BK/BU) | (M 3) | 15-RJ37 (GN/BK) |
| (A 2) | 8-RJ17 (WH/VT)
8-RJ17A (WH/VT)
8-RJ18 (WH)
8-RJ21 (WH/RD)
49-RJ22 (BU/WH) | (A 4) | 7-RL7 (YE/GN)
8-RJ50 (YE/VT) |
| (B 2) | 8-RJ50 (WH/VT)
9-RJ18 (BN) | (B 4) | 7-RJ11 (YE/GN)
7-RJ11A (YE/GN)
7-RL22 (YE/BK)
8-RJ47 (WH/BU) |
| (C 2) | 15S-RL7 (GN/BK)
7-RJ50 (YE/VT)
9-RJ4 (BN/RD) | (C 4) | 7-RJ20 (YE/GN)
7-RJ37 (YE/GN)
9-RJ11 (BN/GN)
9-RJ11A (BN/GN)
8-RL22 (WH/BK) |
| (D 2) | 8-RL7 (WH/GN)
91S-RH15 (BK/YE)
91S-RL7 (BK/GN) | (D 4) | 7-RL7 (YE/GN)
8-EE14 (WH/BU)
9-RJ37 (BN/GN)
9-RL7 (BN/GN) |
| (E 2) | 8-RJ20 (WH/GN)
91-RJ21 (BK/BU)
8-RJ37A (WH/GN)
7-RL7 (YE/GN) | (E 4) | 7-RJ11 (YE/GN)
7-RJ37 (YE/GN)
9-RL22 (BN/YE) |
| (F 2) | 8-RJ5 (WH)
9-RJ20 (BN/GN)
9-RJ37A (BN/GN) | (F 4) | 7-RN7 (YE/RD)
7-RJ45 (YE/RD) +
7-RJ3A (YE/VT) |
| (G 2) | 8-RJ47 (WH/BU)
9-RJ22 (BN/BU) | (G 4) | 7-RJ50 (YE/VT)
30-RE8 (RD) |
| (H 2) | 8-RJ12 (WH/BU)
9-RJ46 (BN/RD) | (H 4) | 4-EB6A (GY)
7-RJ4 (YE/RD)
8-EE14 (WH/BU) |
| (J 2) | 8-RJ48 (WH/GN)
9-RJ47 (BN/BU) | (J 4) | |
| (K 2) | 8-RJ37 (WH/GN)
91-RE8C (BK/YE)
91-RE8K (BK/YE)
91-RE8D (BK/YE)
91S-RH15 (BK/YE) | (K 4) | 91S-RH15 (BK/YE) |
| (L 2) | 15S-RL7 (GN/BK)
91S-RL7 (BK/GN) | (L 4) | 9-RJ17 (BN/WH)
91-RE8D (BK/YE)
91-RE8K (BK/YE)
91S-RL10 (BK/WH)
91S-RL42 (BK/BU) |
| (M 2) | 15-RE25 (GN/OG)
15-RJ37 (GN/BK)
15S-RL7 (GN/BK) | (M 4) | 91-RE8J (BK/YE)
91-RE8L (BK/YE)
91S-RS4 (BK/YE)
91S-RL50 (BK/BU) |

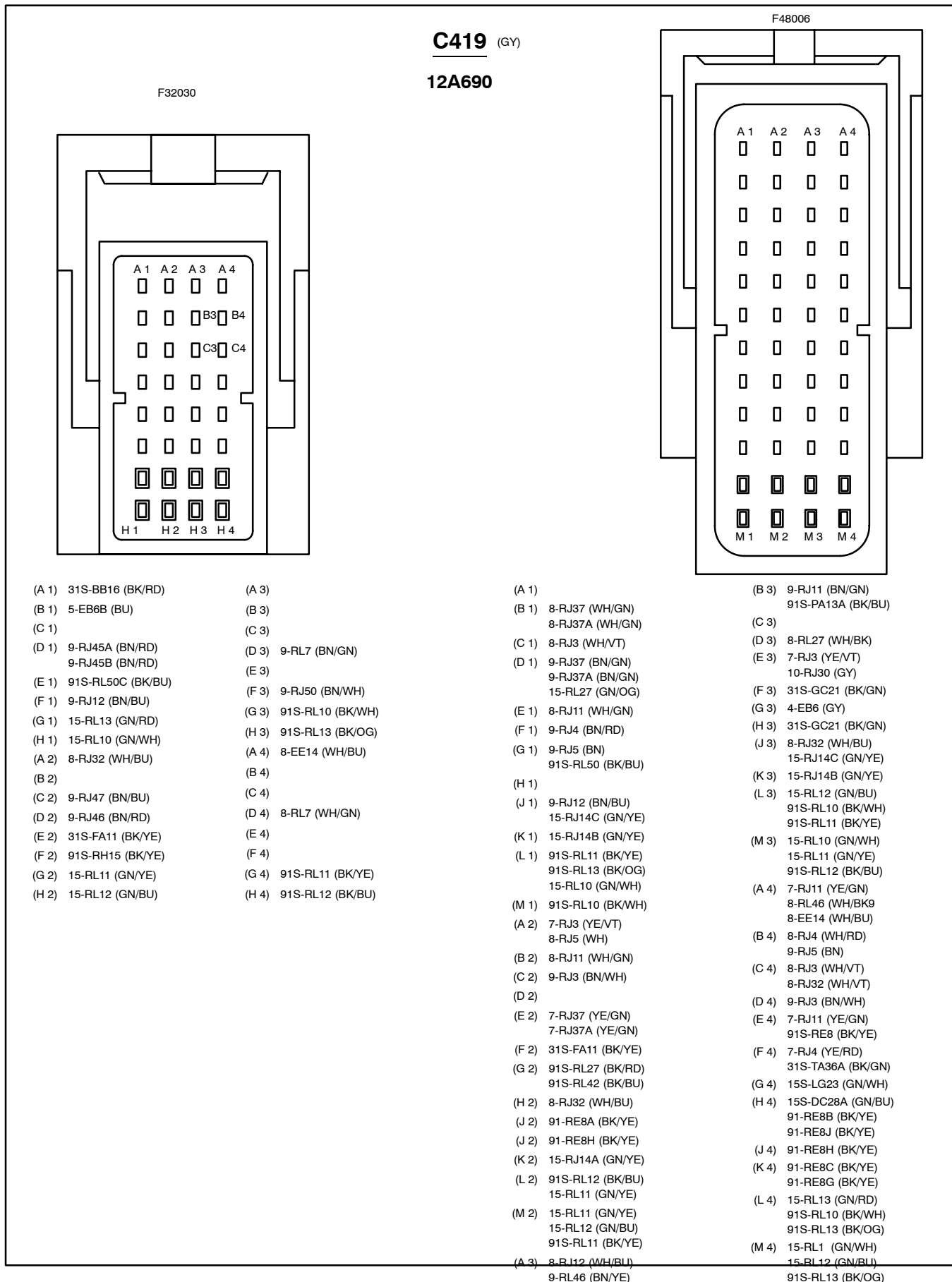
C418 (BK)

12A690

F32026



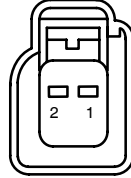
- | | |
|--|---|
| (A 1) 5-EB6A (BU)
9-RJ28 (WH) | (B 3) 9-RJ17A (BN/WH)
9-RJ22 (BN/BU)
10-RJ30 (GY)
91S-PA13 (BK/BU) |
| (B 1) | (C 3) 15-RE17 (GN/BU)
15-RE17B (GN/BU) |
| (C 1) 91S-RH9 (BK/BU)
91S-RH9B (BK/BU) | (D 3) 9-RJ17A (BN/WH) |
| (D 1) 5-EB6 (BU)
5-EB6A (BU)
31S-BB16 (BK/RD)
31S-BB16A (BK/RD) | (E 3) 9-RJ28 (BN)
31S-GC21 (BK/GN) |
| (E 1) | (F 3) 10-RJ30 (GY) |
| (F 1) 8-RJ17A (WH/VT) | (G 3) 4-EB6A (GY)
91S-PA13 (BK/BU) |
| (G 1) 15-RE21 (GN/OG)
91S-RL50 (BK/BU) | (H 3) |
| (H 1) 91-RE8N (BK/YE) | (A 4) 4-EC7 (GY/RD)
4-EC7C (GY/RD)
4-EC7D (GY/RD) |
| (A 2) 8-RJ5 (WH)
15S-LG23 (GN/WH) | (B 4) 4-PB9 (GY/VT)
9-RJ5 (BN) |
| (B 2) 8-RJ17 (WH/VT)
8-RJ17A (WH/VT)
49-PA6 (BU) | (C 4) 49-RJ22 (BU/WH)
91S-RE8 (BK/YE) |
| (C 2) 49-PA6 (BU)
49-PA6A (BU) | (D 4) 7-RJ28 (YE)
31S-FA11A (BK/YE) |
| (D 2) 91S-PA13A (BK/BU)
91S-RD15 (BK/RD) | (E 4) 15S-LG23 (GN/WH)
91S-RE8A (BK/YE) |
| (E 2) | (F 4) |
| (F 2) 31S-FA11 (BK/YE)
31S-FA11A (BK/YE) | (G 4) 91-RE8F (BK/YE)
91-RE8M (BK/YE)
91-RE8R (BK/YE) |
| (G 2) 91S-RL42 (BK/BU) | (H 4) 91-RE8L (BK/YE)
91-RE8P (BK/YE)
91-RE8E (BK/YE) |
| (H 2) 91S-RE8A (BK/YE) | |
| (A 3) 5-EC7 (BU/RD)
5-EC7D (BU/RD)
5-EC7C (BU/RD) | |



C420

14K733

F02132

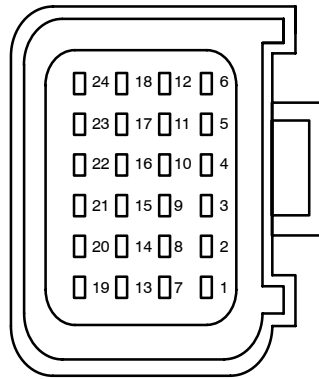


- (1) 8-JA49 (WH)
- (2) 9-JA49 (BN)

C426

14401

F24017

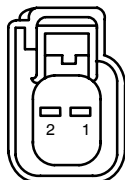


- | | | | |
|---------------------|-----------------------|-----------------------|-----------------------|
| (1) | (7) | (13) | (19) |
| (2) | (8) | 9-JA49 (BN) | 4-EC10N (GY) |
| (3) 15S-JA8 (GN/RD) | (9) 15S-JA31 (GN/WH) | 31-JA47 (BK) | (20) 5-EC10N (BU) |
| (4) 91S-JA8 (BK/OG) | (10) 91S-JA31 (BK/WH) | (14) 8-JA49 (WH) | (21) 31S-JA47 (BK/OG) |
| (5) | (11) | (15) | (22) |
| (6) | (12) | (16) | (23) |
| | | (17) 91S-JA56 (BK/RD) | (24) 15-JA10 (GN/OG) |
| | | (18) 31S-JA31 (BK/WH) | |

C427

14014

F02574

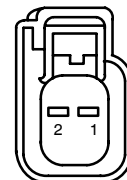


- (1) 8-JA39 (WH)
- 8-JA39A (WH)
- (2) 9-JA39 (BN)
- 9-JA39A (BN)

C428

14014

F02574

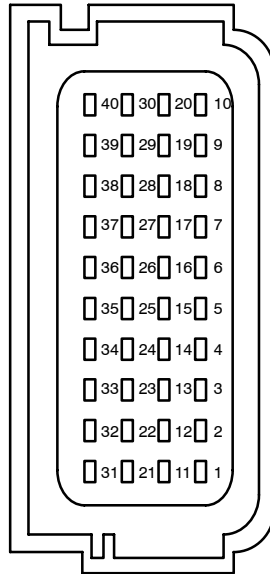


- (1) 8-JA40 (WH/VT)
- 8-JA40A (WH/VT)
- (2) 9-JA40 (BN/WH)
- 9-JA40A (BN/WH)

C429

14014

F40005




- | | | | |
|-----------------------|-----------------------|---------------------|---------------------|
| (1) 91S-JA50 (BK/RD) | (12) 15S-JA51 (GN/BU) | (23) | (31) |
| (2) 15S-JA50 (GN/OG) | (13) | (24) | (32) |
| (3) | (14) | (25) 8-JA54 (WH) | (33) 8-JA52 (WH/GN) |
| (4) | (15) | (26) 8-JA39 (WH) | (34) 9-JA10 (BN/YE) |
| (5) | (16) | 8-JA39A (WH) | 9-JA54A (BN/YE) |
| (6) | (17) | (27) 9-JA39 (BN) | (35) |
| (7) 15S-JA38 (GN/OG) | (18) | 9-JA39A (BN) | (36) |
| (8) 91S-JA38 (BK/RD) | (19) 91S-JA37 (BK/GN) | (28) 9-JA40 (BN/WH) | (37) |
| (9) | (20) 15S-JA37 (GN/BK) | 9-JA40A (BN/WH) | (38) |
| (10) | (21) | (29) 8-JA40 (WH/VT) | (39) |
| (11) 91S-JA51 (BK/BU) | (22) | 8-JA40A (WH/VT) | (40) |
| | | (30) 8-JA55 (WH/BK) | |

C430

15K868

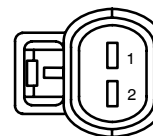
F02572

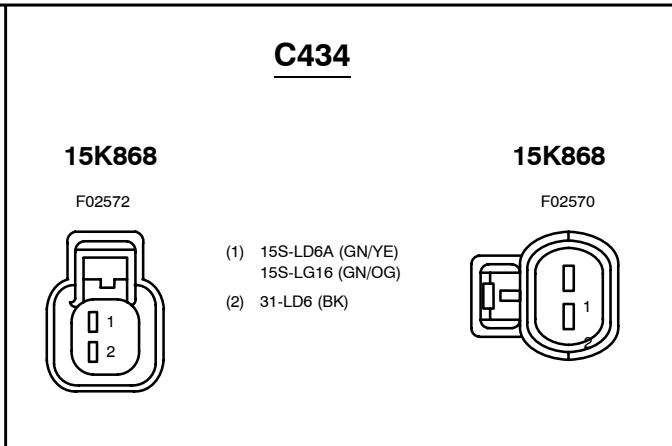
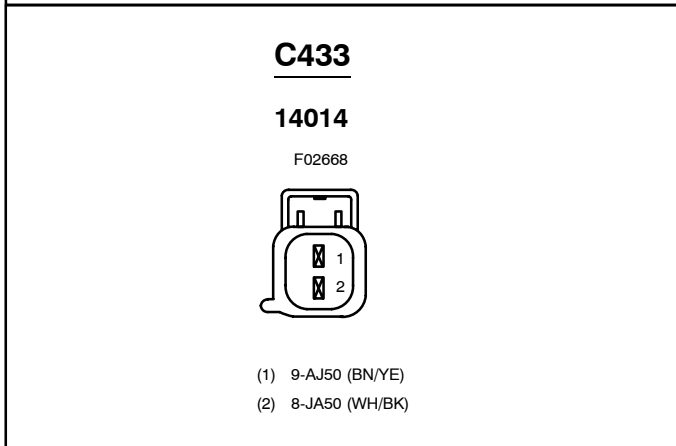
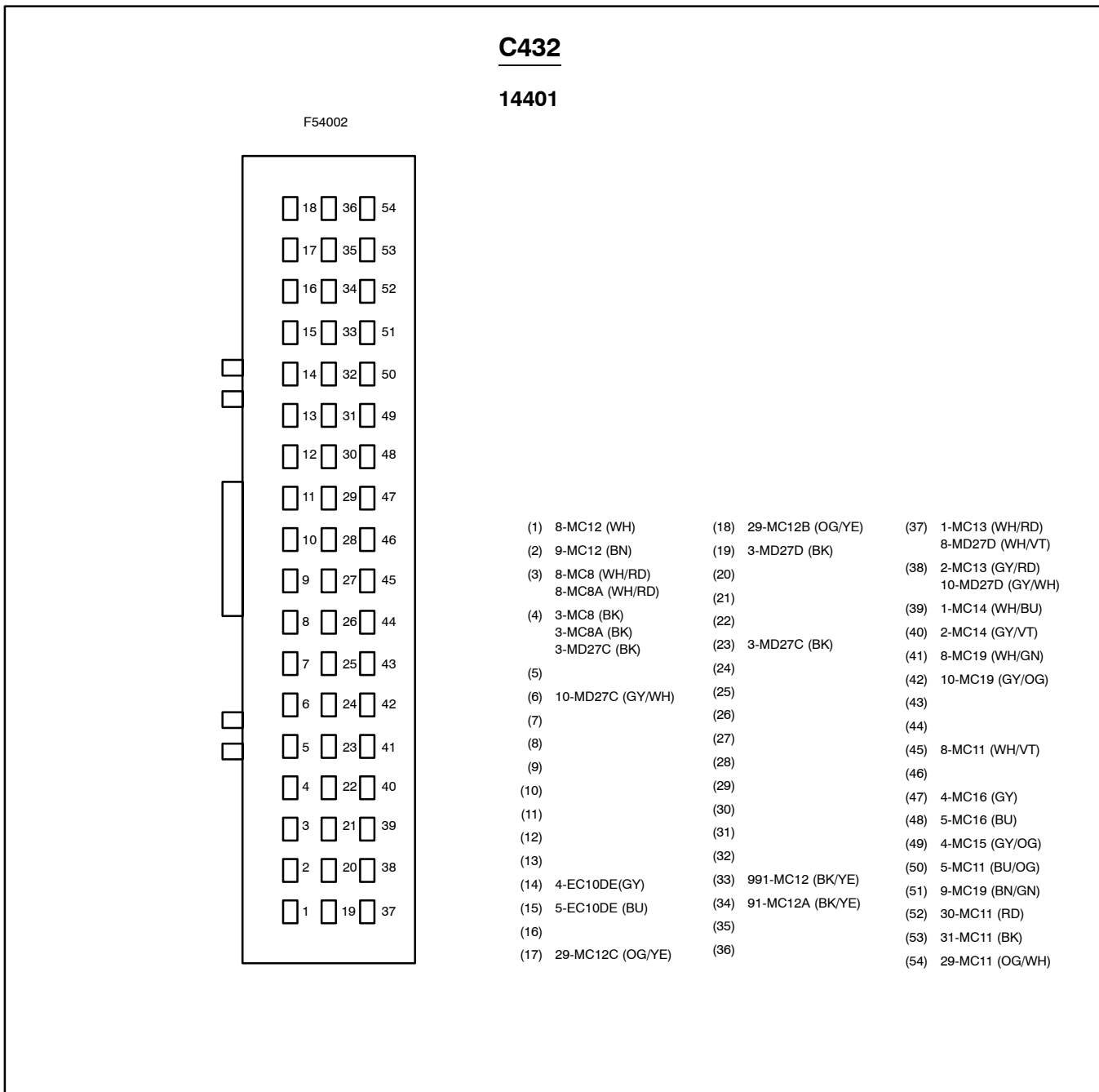


- (1) 15S-LG16 (GN/OG)
- (2) 31-LG16 (BK)

15K868

F02570

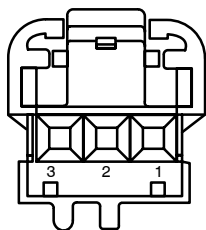




C437

14401

F03298



- (1) 8-MD26 (WH/BK)
- (2) 9-MD26 (BN/YE)
- (3)

C439

12A690

F09020

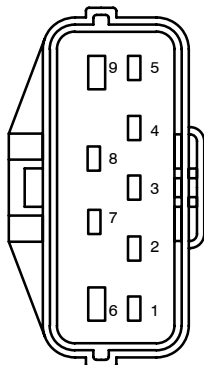


- (1) 15S-TA65 (GN/WH)
- (2) 15S-TA17 (GN/OG)
- (3) 15S-TA63 (GN/BK)
- (4) 9-TA36 (BN/GN)
- (5) 8-TA36 (WH/GN)
- (6) 15S-TA23 (GN/YE)
- (7) 91S-TA17 (BK/RD)
- (8) 15S-TA24 (GN/BU)
- (9) 15S-TA64 (GN/OG)

C438

12A690

F09018

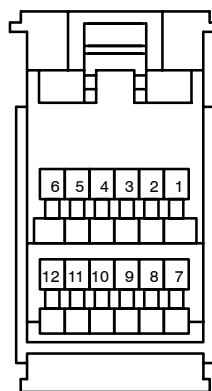


- (1) 15-TA18 (GN/OG)
- (2) 15S-TA40 (GN/BK)
- (3)
- (4) 15S-TA38 (GN/BU)
- (5) 15S-TA37 (GN/YE)
- (6) 50-BB14 (GY/RD)
- (7)
- (8) 15S-TA39 (GN/RD)
- (9) 50S-BB12 (GY)

C440

14B723

F12110

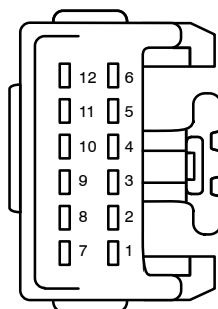


- (1) 4-EC3R (GY)
- (2)
- (3) 91-MD8 (BK/OG)
- (4)
- (5) 1-MD49 (WH/GN)
- (6) 1-MD50 (WH/BK)
- (7) 5-EC3R (BU/RD)
- (8) 4-EC10R (GY)
- (9) 29-MD8 (OG)
- (10)
- (11) 2-MD49 (GY/OG)
- (12) 2-MD50 (GY/BK)
- (13)
- (14)

C441 (GY)

14401

F12084

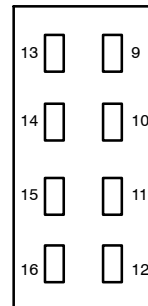


- | | |
|----------------------|----------------------|
| (1) 32-KA34 (WH/BK) | (7) 8-KA45 (WH/RD) |
| (2) 91S-KA11 (BK/RD) | (8) 31-KA36 (BK) |
| (3) 91-KA12 (BK/WH) | (9) 8-KA46 (WH/BU) |
| (4) 33-KA34 (YE/BK) | (10) 15-KA19 (GN/OG) |
| (5) 91S-KA35 (BK/BU) | (11) 8-KA47 (WH/GN) |
| (6) 91S-KA10 (BK/GN) | (12) 10-KA8 (GY/RD) |

C443

14401

F08266

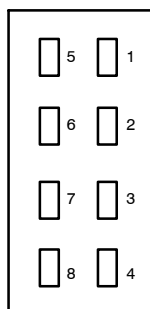


- | | |
|---|---|
| (9) 4-EC10A (GY) +
4-EC10C (GY)
4-EC10K (GY) +
4-EC10C (GY)
4-EC10K (GY) +
4-EC10G (GY) | (11) 91-MD5 (BK/BU)
(12) 91-MD15 (BK/GN)
91-MD15A (BK/GN)
(13) 31S-GL15 (BK/OG)
(14) 29S-LK34 (OG/BK) |
| (10) 5-EC10A (BU) +
5-EC10C (BU)
5-EC10K (BU) +
5-EC10C (BU)
5-EC10K (BU) +
5-EC10G (BU) | (15) 29-MD15 (OG/BK)
29-MD15A (OG/BK)
(16) 75-MD15 (YE/GN)
75-MD15A (YE/GN) |

C442

14401

F08266

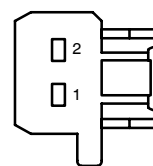


- | | |
|---------------------------------------|---|
| (1) 8-MD18 (WH)
8-MD18A (WH) | (5) 10-MD18 (GY)
10-MD18A (GY) |
| (2) 8-MD17 (WH/RD)
8-MD10B (WH/BK) | (6) 10-MD17 (GY/RD)
10-MD10B (GY/BK) |
| (3) 8-MD10 (WH/BK)
8-MD17A (WH/RD) | (7) 10-MD10 (GY/BK)
10-MD17A (GY/RD) |
| (4) 8-MD11 (WH/VT)
8-MD11A (WH/VT) | (8) 10-MD11 (GY/WH)
10-MD11A (GY/WH) |

C444 (GY)

14014

F02053



- (1) 15S-LG23 (GN/WH)
- (2) 15-LG23 (GN/WH)

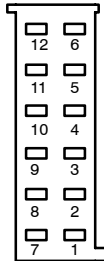
C446

- (1) 91S-TA36 (BK/GN)
- (2) 91-TA36 (BK/GN)

C447

14401

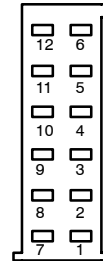
F12102



- | | |
|---------------------|---------------------|
| (1) 8-MC12 (WH) | (7) 9-MC12 (BN) |
| (2) 15S-MD7 (GN/BU) | (8) 9-MD26 (BN/YE) |
| (3) 1-MD49 (WH/GN) | (9) 2-MD49 (GY/OG) |
| (4) 1-MD50 (WH/BK) | (10) 2-MD50 (GY/BK) |
| (5) | (11) |
| (6) 8-MD26 (WH/BK) | (12) |

C448

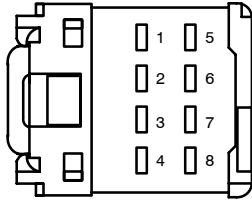
F12102.1



- | | |
|---|---|
| (1) | (7) |
| (2) | (8) |
| (3) 1-GK18 (WH/BU)
8-MC8C (WH/RD) | (9) 2-GK18 (GY/VT)
3-MC8C (WH/RD) |
| (4) | (10) |
| (5) 8-MD27 (WH/VT)
8-MD27AU (WH/VT) | (11) 10-MD27 (GY/WH)
10-MD27AU (GY/WH) |
| (6) 3-MD27A (BK)
9-MD27 (BN/WH)
3-MD27G (BN/WH) | (12) 8-MC7E (WH/RD)
8-MC8B (WH/RD) |

C449
14014

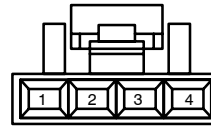
F08280



- (1) 15-JA56 (GN/OG)
- (2)
- (3)
- (4) 91S-JA56 (BK/RD)

C452
14335

F04254

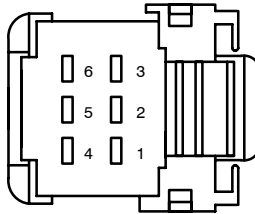


- (1) 7-GL1 (YE)
- (2) 31-DA15 (BK)
31-DA15A (BK)
- (3)
- (4) 8-GL10 (WH)
8-GL10A (WH)

C453

14401

F06280

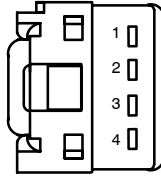


- (1)
- (2) 91S-JA56 (BK/RD)
- (3)
- (4)
- (5) 15-JA56 (GN/OG)
- (6)

C454

14401

F04272

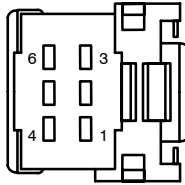


- (1)
- (2) 91-LG8 (BK/OG)
- (3) 29S-LH54 (OG/GN)
- (4) 91S-LG8 (BK/OG)

C455

15K857

F06268



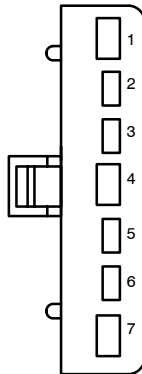
- (1) 91-BB14 (BK/BU)
- (3) 91S-BB14 (BK/BU)
- (4) 91S-BB14A (BK/BU)
- (6) 29S-BB14 (OG/BU)

C456

(BK)

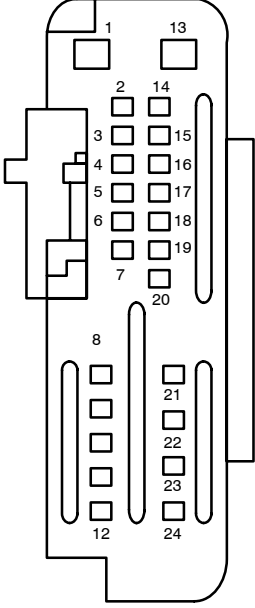
14401

F07061



- | | |
|--|----------------------|
| (1) 15-DA1 (GN/YE) | (4) 30-BB9 (RD) |
| (2) 30S-LE29 (RD/GN) | (5) 30S-AB33 (RD/BK) |
| (3) 31S-TA32 (BK/WH) +
31S-TA34 (BK/YE) | (6) 75-DA1 (YE) |
| | (7) 50-BB16 (GY/BK) |

F24012

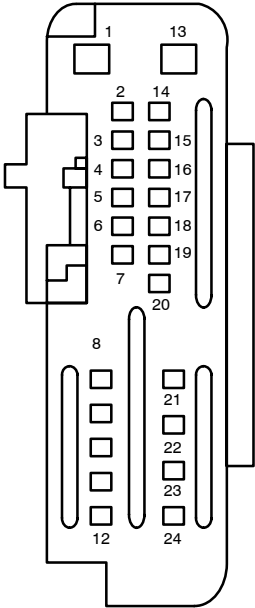


C457

14401

<ul style="list-style-type: none"> (1) 29-GK8 (OG/GN) 91-BB14 (BK/BU) (2) 75-GK8 (YE/BK) (3) 91S-BB14 (BK/BU) (4) 91S-BB14A (BK/BU) (5) 4-EC10SE (GY) (6) 29S-BB14 (OG/BU) (7) (8) 8-GK24 (WH/RD) (9) 8-GK26 (WH/BU) (10) 8-GK21 (WH/BK) (11) 1-GK18 (WH/BU) (12) 2-GK18 (GY/VT) 	<ul style="list-style-type: none"> (13) 91-GK8 (BK/RD) 91-GK8A (BK/RD) (14) (15) (16) (17) 5-EC10SE (BU) (18) (19) (20) (21) 8-GK25 (WH/GN) (22) 8-GK28 (WH) (23) 3-GK22 (BK) (24) 3-GK18 (BK)
---	---

F24012



C458

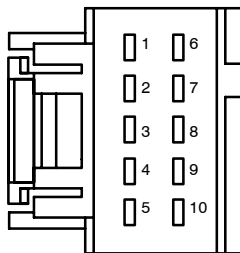
14401

<ul style="list-style-type: none"> (1) 29-GK8 (OG/GN) (2) 75-GK8 (YE/BK) (3) (4) (5) 4-EC10SE (GY) (6) (7) (8) 8-GK24 (WH/RD) (9) 8-GK26 (WH/BU) (10) 8-GK21 (WH/BK) (11) 1-GK18 (WH/BU) (12) 2-GK18 (GY/VT) 	<ul style="list-style-type: none"> (13) 91-GK8A (BK/RD) (14) (15) (16) (17) 5-EC10SE (BU) (18) (19) (20) (21) 8-GK25 (WH/GN) (22) 8-GK28 (WH) (23) 3-GK22 (BK) (24) 3-GK18 (BK)
--	---

C459

14401

F10148

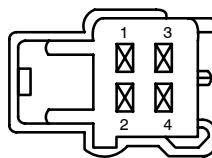


- | | |
|-----------------------|----------------------|
| (1) 91S-GG9 (BK/RD) | (6) 91S-LG1 (BK/YE) |
| (2) | (7) 91S-LG2 (BK/BU) |
| (3) 91S-GE56 (BK/YE) | (8) 91S-LE14 (BK/OG) |
| (4) | (9) 91S-LE25 (BK/BU) |
| (5) 91S-GE56A (BK/YE) | (10) 91-LG27 (BK/GN) |

C463

14014

F04105

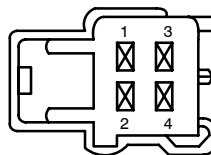


- (1) 29S-LF11A (OG/WH)
- (2) 15S-LG14B (GN/RD)
- (3) 31-LF23A (BK)
- 31-LF23E (BK)
- (4) 49S-LG12 (BU)
- 49S-LG12D (BU)

C464

14014

F04105




- (1) 29S-LF20A (OG)
- (2) 15S-LG21A (GN/BK)
- (3) 31-LF24 (BK)
- (4) 49S-LG19 (BU/RD)
- 49S-LG19D (BU/RD)

C461

14041

F02572

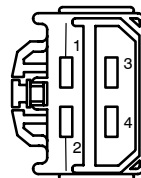


- (1) 49S-LG12 (BU)
- 49S-LG12D (BU)
- (2) 31-LG12 (BK)
- 31-LG12A (BK)

C470

14401

F04278




- (1) 31S-FA31 (BK/YE)
- 31S-FA31A (BK/YE)
- (2) 31S-FA30 (BK/WH)
- (3) 31S-FA32 (BK/BU)
- (4) 31S-FA33A (BK/OG)

C462

14041

F02572




- (1) 49S-LG19 (BU/RD)
- 49S-LG19D (BU/RD)
- (2) 31-LG19 (BK)

C472

14014

F02572



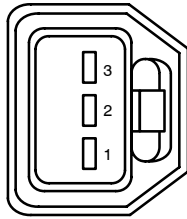
F02062



- (1) 29S-LF11A (OG/WH)
(OG/WH)
- (2) 15S-LG14 (BK/RD)
15S-LG14B (GN/RD)
(BK/RD)

14014

F03094




- (1) 29S-LF11A (OG/WH)
- (2) 15S-LG14B (GN/RD)
- (3) 31-LF23A (BK)
31-LF23B (BK)

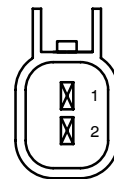
C473

14014

F02572



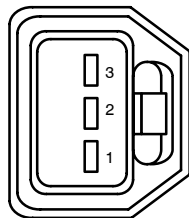
F02062



- (1) 29S-LF20A (OG)
(OG)
- (2) 15S-LG21A (GN/BK)
(GN)

14014

F03094

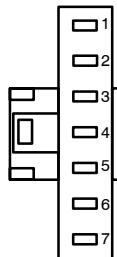


- (1) 29S-LF20A (OG)
- (2) 15S-LG21A (GN/BK)
- (3) 31-LF24 (BK)

C476

14014

F07065




- (1) 15S-LG14C (GN/RD)
49S-LG12B (BU)
- (2) 15S-LD6 (GN/YE)
15S-LG9B (GN/BK)
- (3) 31-LF23 (BK)
15S-LG9C (GN/BK)
31-LF23F (BK)
31-LF23G (BK)
- (4) 31-LF23C (BK)
31-LF23D (BK)
31-LF23E (BK)
- (5) 15S-LG14A (GN/RD)
49S-LG12A (BU)
49S-LG12E (BU)
49S-LG12F (BU)
- (6) 29S-LF11 (OG/WH)
- (7) 15S-LD6C (GN/YE)

C478

14401

F04260

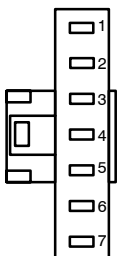


- (1) 10-MD27 (GY/WH)
10-MD27B (GY/WH)
- (2)
- (3) 3-MD27 (BK)
3-MD27A (BK)
3-MD27B (BK)
- (4) 8-MD27 (WH/VT)
8-MD27B (WH/VT)

C477

14014

F07065

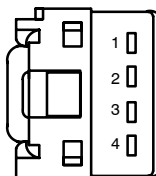


- (1) 29S-LF20B (OG)
49S-LG19A (BU/RD)
49S-LG19E (BU/RD)
49S-LG19F (BU/RD)
- (2) 15S-LD12 (GN/YE)
15S-LG16A (GN/OG)
- (3) 49S-LG19B (BU/RD)
31-LF24A (BK)
- (4) 31-LF24B (BK)
- (5) 15S-LG21 (GN/BK)
15S-LG16C (GN/OG)
- (6) 15S-LG21B (GN/BK)
29S-LF20 (OG)
- (7) 15S-LG21B (GN/BK)

C479

14401

F04272

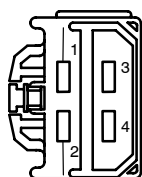


- (1) 10-MD27 (GY/WH)
10-MD27B (GY/WH)
- (2)
- (3) 3-MD27 (BK)
3-MD27A (BK)
3-MD27B (BK/RD)
- (4) 8-MD27 (WH/VT)
8-MD27B (WH/VT)

C482

15K857

F04278

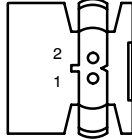


- (1) 30-DJ7 (RD)
- (2) 31-DJ7 (BK)
- (3) 15-DJ7 (GN/WH)
- (4)

C481

14401

F02670

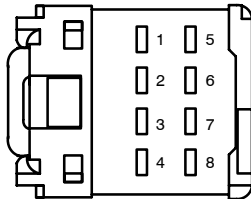


- (1) 15S-JA31 (GN/WH)
- (2) 91S-JA31 (BK/WH)

C485

14240

F08280

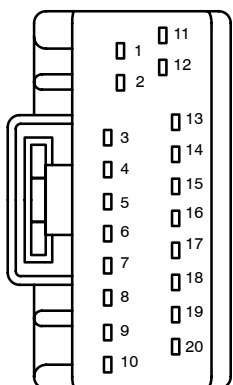


- | | |
|--------------------|-----|
| (1) 29-AJ7 (OG/BU) | (5) |
| (2) | (6) |
| (3) 4-EE9 (GY/OG) | (7) |
| 4-EE9C (GY/OG) | (8) |
| (4) 31-DA11B (BK) | |
| 91-AJ7 (BK/BU) | |

C487

14401

F20046

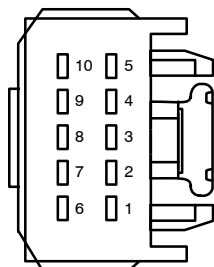


- | | |
|----------------------|-----------------------|
| (1) 29-GK49 (OG/BK) | (11) 91-GK49 (BK/GN) |
| (2) 75-GK49 (YE/GN) | (12) 91-GK49A (BK/GN) |
| (3) 29S-LK40 (OG/BU) | (13) |
| (4) 75-GK8 (YE/BK) | (14) |
| (5) 4-EC10P (GY) | (15) 5-EC10P (BU) |
| (6) | (16) |
| (7) | (17) |
| (8) 8-GK21 (WH/BK) | (18) 3-GK22 (BK) |
| (9) 8-GK24 (WH/RD) | (19) 8-GK28 (WH) |
| (10) 8-GK25 (WH/GN) | (20) 8-GK26 (WH/BU) |

C488 (GY)

14A584

F10140

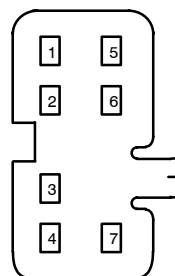


- | | |
|---------------------|---------------------|
| (1) 31-AJ7 (BK) | (7) |
| (2) | (8) 33-AJ26 (YE) |
| (3) 33-AJ18 (YE/VT) | 33-AJ26A (YE) |
| (4) | 33-AJ26B (YE) |
| (5) 32-AJ18 (WH/VT) | 33-AJ26C (YE) |
| (6) 32-AJ26 (WH) | (9) |
| 32-AJ26A (WH) | (10) 15-AJ7 (GN/BU) |
| 32-AJ26B (WH) | |
| 32-AJ26C (WH) | |

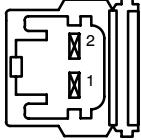




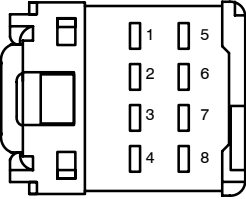
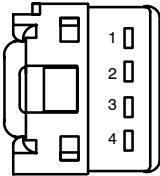
C489

14K138

F07056



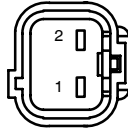
- | | |
|---------------------|---------------------|
| (1) 33-AJ17 (YE/VT) | (5) |
| 33-AJ17A (YE/VT) | (6) 33-AJ18 (YE/VT) |
| 33-AJ17B (YE/VT) | (7) 32-AJ17 (WH/VT) |
| 33-AJ17C (YE/VT) | 32-AJ17A (WH/VT) |
| (2) 15-AJ18 (GN/WH) | 32-AJ17B (WH/VT) |
| (3) 32-AJ18 (WH/VT) | 32-AJ17C (WH/VT) |
| (4) 31-LH31 (BK) | (8) |

<p style="text-align: center;">C493</p> <p style="text-align: center;">14335</p> <p style="text-align: center;">F02102</p>  <p>(1) 8-MC8 (WH/RD) (2) 3-MC8 (BK)</p>	<p style="text-align: center;">C495</p> <p style="text-align: center;">17N400</p> <p style="text-align: center;">F01005</p>  <p>(1) 29S-LF21 (BK) + 29S-LF22 (OG/BK) (1) 29S-LF21A (OG/BK) + 29S-LF22 (OG/BK)</p>
<p style="text-align: center;">C494</p> <p style="text-align: center;">17N400</p> <p style="text-align: center;">F01005</p>  <p>(1) 31-LF21 (BK)</p>	<p style="text-align: center;">C496</p> <p style="text-align: center;">17N400</p> <p style="text-align: center;">F01005</p>  <p>(1) 31-LF22 (BK)</p>
<p style="text-align: center;">C497</p> <p style="text-align: center;">17N400</p> <p style="text-align: center;">F01005</p>  <p>(1) 29S-LF22 (OG/BK)</p>	
<p style="text-align: center;">14335</p> <p style="text-align: center;">F08280</p>  <p>(1) 15-AG7 (GN/BU) (5) 15-AG7A (GN/BU) (6) (2) 31S-AG7 (BK/BU) (7) (3) 31S-AG27 (BK/WH) (8) (4) 31-AG7 (BK)</p>	<p style="text-align: center;">C522</p> <p style="text-align: center;">14335</p> <p style="text-align: center;">F04272</p> 

C523 (BK)

9H589

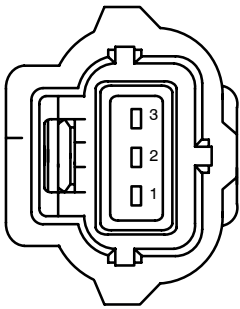
F02578



- (1) 15-RL43 (GN/OG)
- (2) 91S-RL43 (BK/RD)


C524
9H589

F03312



- (1) 91-RJ29 (BK/OG)
9-RJ29A (BN/BU)
- (2) 8-RJ29A (WH/BU)
- (3) 15-RJ29 (GN/RD)

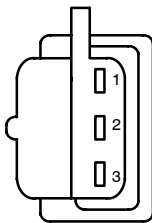
F03015



C526

14335

F03316

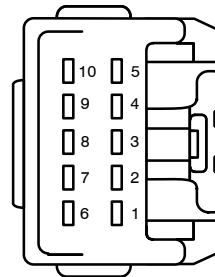


- (1) 15-AG12B (GN/BK)
15-KA41 (GN/BK)
- (2) 91-KA41 (BK/GN)
- (3) 8-KA41 (WH/GN)

C525 (GY)

14335

F10091

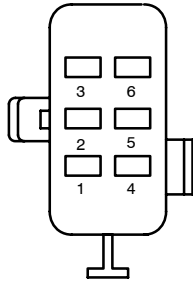


- (1) 29-AG12 (OG/BK)
- (2) 8-AG12 (WH/GN)
- (3)
- (4)
- (5)
- (6) 8-GB8 (WH/BU)
- (7) 15-AG12 (GN/BK)
15-AG12C (GN/BK)
- (8) 31S-AG7 (BK/BU)
- (9) 31S-AG27 (BK/WH)
- (10) 31-AG12 (BK)

C532

14401

F06065

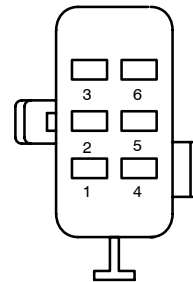


- (1) 31S-FB15 (BK/OG)
- (2) 15S-FB14 (GN/BU)
- (3) 31S-FB16 (BK/GN)
- (4) 31S-FB17 (BK/RD)
- (5)
- (6) 31S-FB18 (BK/WH)

C534

14401

F06065

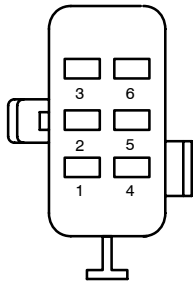


- (1) 31S-FB10 (BK/GN)
- (2) 15S-FB9 (GN/RD)
- (3) 31S-FB11 (BK/RD)
- (4) 31S-FB12 (BK/WH)
- (5)
- (6) 31S-FB13 (BK/YE)

C533

14401

F06065

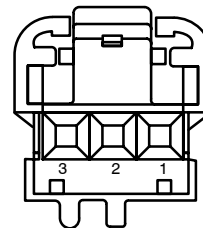


- (1) 31S-FB20 (BK/BU)
- (2) 15S-FB19 (GN/YE)
- (3) 31S-FB21 (BK/OG)
- (4) 31S-FB22 (BK/GN)
- (5)
- (6) 31S-FB23 (BK/RD)

C536

14401

F03298

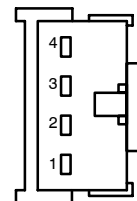


- (1) 8-FA51 (WH/BK)
- (2)
- (3) 9-FA51 (BN/YE)

C538

14401

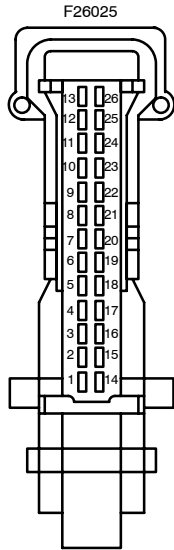
F04166



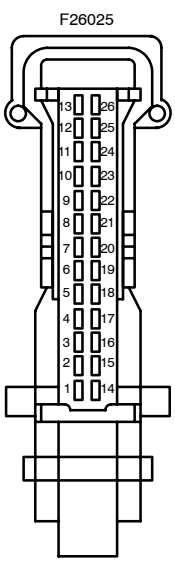
- (1)
- (2) 32-FA76 (WH/BU)
33-FA76A (YE/BU)
- (3)
- (4) 32-FA76A (WH/BU)
33-FA76 (YE/BU)

C539 (BK)

14401



- (1) 31S-FA54 (BK/BU)
31S-FA54A (BK/BU)
- (2) 31S-FA55 (BK/OG)
31S-FA55A (BK/OG)
- (3) 31S-FA58 (BK/OG)
- (4) 31S-FA59 (BK/GN)
- (5) 31S-FB20 (BK/BU)
- (6) 31S-FB21 (BK/OG)
- (7) 31S-FB15 (BK/OG)
- (8) 31S-FB16 (BK/GN)
- (9) 31S-FB10 (BK/GN)
- (10) 31S-FB11 (BK/RD)
- (11) 29-FA94 (OG/BK)
- (12) 15S-FA46 (GN/BU)
- (13) 15S-FB14 (GN/BU)
- (14) 31S-FA56 (BK/GN)
31S-FA56A (BK/GN)
- (15) 31S-FA57 (BK/RD)
31S-FA57A (BK/RD)
- (16) 31S-FA60 (BK/RD)
- (17) 31S-FA61 (BK/WH)
- (18) 31S-FB22 (BK/GN)
- (19) 31S-FB23 (BK/RD)
- (20) 31S-FB17 (BK/RD)
- (21) 31S-FB18 (BK/WH)
- (22) 31S-FB12 (BK/WH)
- (23) 31S-FB13 (BK/YE)
- (24) 91-FA94 (BK/GN)
- (25) 15S-FB9 (GN/RD)
- (26) 15S-FB19 (GN/YE)



F26025

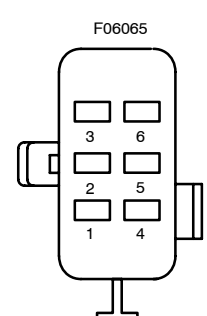
C540 (WH)

14401

(1) 15S-FA95 (GN/BK)	(10) 8-FA47 (WH/GN)	(19) 5-EC10W (BU)
(2) 31-FA95 (BK)	(11)	(20) 9-FA47A (BN/GN)
(3) 29S-LE10 (OG/GN)	(12)	(21) 8-FA95 (WH/GN)
(4)	(13)	(22) 8-FA53 (WH/BU)
(5)	(14) 15S-FA42 (GN/YE)	(23) 10-FA53 (GY/VT)
(6)	(15) 49S-FA45 (BU/WH)	(24)
(7) 8-FA51 (WH/BK)	(16) 9-FA45 (BN/BU)	(25)
(8) 8-FA52 (WH/BK)	(17) 9-FA1 (BN/RD)	(26)
(9) 8-FA48 (WH/GN)	(18) 4-EC10W (GY)	

C541

14K011

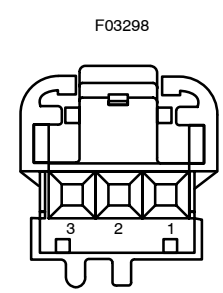


F06065

(1) 31S-FA54 (BK/BU)	31S-FA56A (BK/GN)
(2) 15S-FA42 (GN/YE)	
(3) 31S-FA55 (BK/OG)	31S-FA57A (BK/RD)
(4) 31S-FA54A (BK/BU)	31S-FA56 (BK/GN)
(5)	
(6) 31S-FA55A (BK/OG)	31S-FA57 (BK/RD)

C542

14401

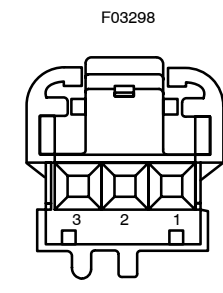


F03298

(1) 8-FA47 (WH/GN)	(2)
(3) 9-FA47 (BN/GN)	

C543

14401



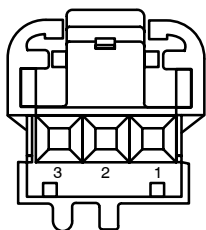
F03298

(1) 8-FA52 (WH/BK)	(2)
(3) 9-FA52 (BN/YE)	

C544

14401

F03298

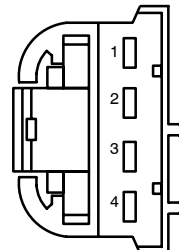


- (1) 8-FA48 (WH/GN)
- (2)
- (3) 9-FA48 (BN/GN)

C554

19A657

F04296

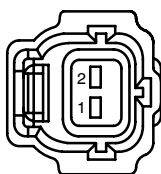


- (1) 8-FA53 (WH/BU)
- (2) 10-FA53 (GY/VT)
- (3) 9-FA53 (BN/BU)
- (4)

C550

12A690

F02091



- (1) 15-RD21 (GN/WH)
- (2) 91-RD21 (BK/WH)

C556

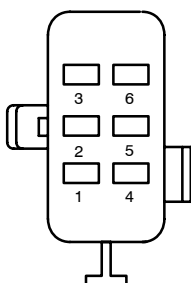
14K733

- (1) 4-EC7D (GY/RD) +
4-EC7X (GY/RD)
4-EC7D (GY/RD) +
4-EC7N (GY/RD)
- (2) 5-EC7D (BU/RD) +
5-EC7X (BU/RD)
5-EC7D (BU/RD) +
5-EC7N (BU/RD)

C553

14401

F06065

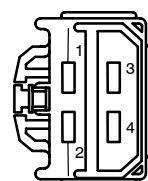


- (1) 31S-FA58 (BK/OG)
- (2) 15S-FA46 (GN/BU)
- (3) 31S-FA59 (BK/GN)
- (4) 31S-FA60 (BK/RD)
- (5)
- (6) 31S-FA61 (BK/WH)

C561

14014

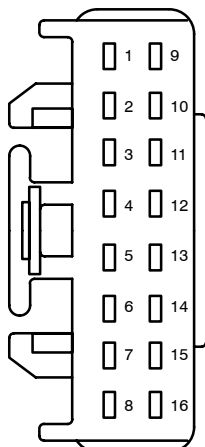
F04278



- (1) 31-AG14A (BK)
- (2) 30-AG14A (RD)
- (3) 31-AG25A (BK)
- (4) 15-AG25A (GN/OG)

C562

F16029

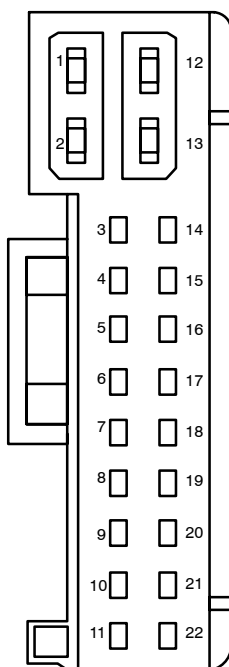


- | | |
|---|--|
| (1) 4-EC10Y (GY)+
4-EC10F (GY)
4-EC10G (GY) +
4-EC10C (GY) | (8) |
| (2) | (9) 5-EC10Y (BU) +
5-EC10F (BU)
5-EC10G (BU) +
5-EC10C (BU) |
| (3) 91S-AG24 (BK/GN) | (10) 8-AG23 (WH/BU) |
| (4) | (11) 91S-AG25 (BK/RD) |
| (5) 8-AG26 (WH/GN) | (12) 8-AG15C (WH/GN) |
| (6) 8-AG27 (WH/VT) | (13) 15-AG15D (GN/BU) |
| (7) | (14) 8-AG15A (GN/YE) |

C563

14014

F22026

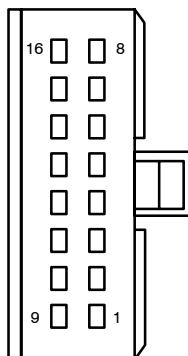


- | | |
|----------------------|----------------------|
| (1) 31S-AG16 (BK/OG) | (12) 15-AG16 (GN/RD) |
| (2) 31S-AG20 (BK/WH) | (13) 15-AG20 (GN/WH) |
| (3) | (14) 8-AG20 (WH/VT) |
| (4) | (15) 9-AG20 (BN/WH) |
| (5) 8-AG16 (WH/BU) | (16) |
| (6) 8-AG16A (WH/BU) | (17) 7-AG16 (YE/BU) |
| (7) | (18) |
| (8) | (19) |
| (9) | (20) |
| (10) | (21) 7-AG20 (YE/VT) |
| (11) | (22) |

C564

14014

F16078

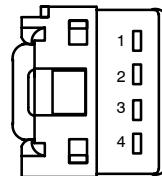


- | | |
|--------------------|----------------------|
| (1) 8-AG22 (WH/RD) | (8) 8-AG24 (WH/GN) |
| (2) 8-AG21 (WH) | (9) |
| (3) | (10) |
| (4) 8-AG19 (YE/BK) | (11) |
| (5) | (12) |
| (6) 8-AG17 (WH/GN) | (13) |
| (7) 8-AG18 (WH/BK) | (14) 15-AG17 (GN/BK) |

C567

14014

F04272

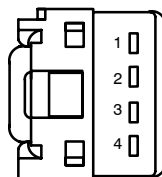


- (1)
- (2) 15S-AG15A (GN/BU)
- (3) 8-AG15A (GN/YE)
- (4)

C568

14014

F04272

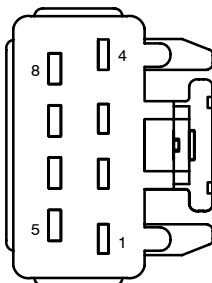


- (1)
- (2) 15-AG15E (GN/BU)
- (3) 8-AG15C (WH/GN)
- (4)

C566

14014

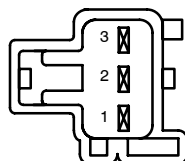
F08298



- | | |
|----------------------|-----|
| (1) 29S-AG18 (OG/GN) | (5) |
| (2) 91S-AG24 (BK/GN) | (6) |
| (3) 91S-AG25 (BK/RD) | (7) |
| (4) 91S-AG18 (BK/RD) | (8) |

C570

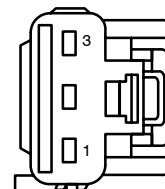
F03179



- (1) 8-AG17 (WH/GN)
- (2) 8-AG18 (WH/BK)
- (3) 15-AG17A (GN/BK)

14014

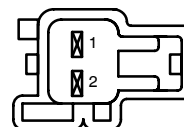
F03196



C574

14014

F02034

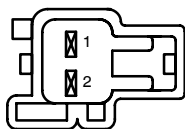


- (1) 8-AG19 (YE/BK)
- (2) 15-AG19 (GN/OG)

C575

14014

F02034



- (1) 8-AG24 (WH/GN)
- (2) 15-AG24 (GN/BK)

C578

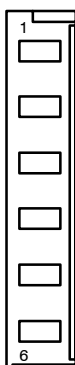
12A690

- (1) 15-RL22 (GN/OG)
- (2) 91-RL22 (BK/RD)

C576

14014

F06310

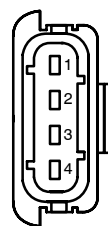


- (1) 15-AG16 (GN/RD)
- (2) 31S-AG16 (BK/OG)
- (3)
- (4) 7-AG16 (YE/BU)
- (5) 8-AG16 (WH/BU)
- (6) 8-AG16A (WH/BU)

C579

12A690

F04300

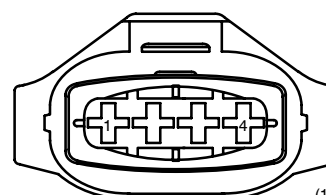


- (1) 9-RJ12 (BN/BU)
- (2) 8-RJ12 (GN/RD)
- (3) 7-RJ12 (YE/BU)
- (4) 8-RJ11 (WH/BU)

C580

12A690

F04304

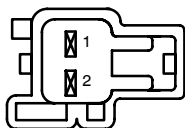


- (1) 9-RJ20 (BN)
- (2) 8-RJ20 (WH/GN)
- (3) 7-RJ20A (GY)
- (4) 8-RJ20B (BK/GN)

C577

14014

F02034

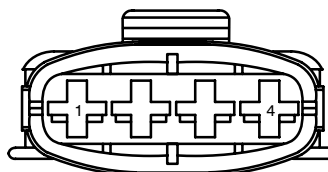


- (1) 8-AG22 (WH/RD)
- (2) 15-AG22 (GN/BU)

C581

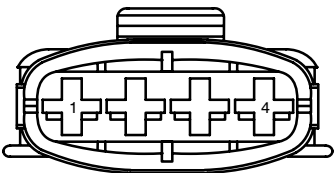
12A690

F04302




- (1) 8-RR5 (WH)
- (2)
- (3) 91-RR5 (BK)
- (4) 15-RR5 (GN/YE)
- 15-RR5 (GN/BU)

C582
12A690
F04302



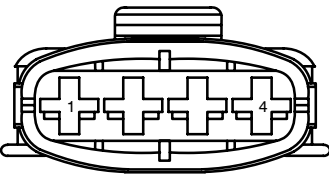
- (1) 8-RR6 (WH/RD)
- (2)
- (3) 91-RR6 (BK)
- (4) 15-RR6 (GN/BU)

C586 (RD)
12A690
F03308





- (1) 8-RJ11 (WH/GN)
- (2) 9-RJ11 (BN/GN)
- (3) 7-RJ11 (YE/GN)

C583
12A690
F04302



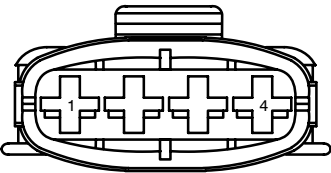
- (1) 8-RR7 (WH/BU)
- (2)
- (3) 91-RR7 (BK)
- (4) 15-RR7 (GN/RD)
15-RR7 (GN/BU)

C587
9H589
F02578


- (1) 15-RL26 (GN/WH)
15-RL27 (GN/OG)
- (2) 91S-RL26 (BK/WH)
91S-RL27 (BK/OG)

C584
12A690
F04302



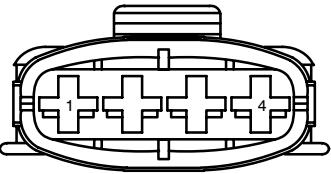
- (1) 8-RR8 (WH/GN)
- (2)
- (3) 91-RR8 (BK)
- (4) 15-RR8 (GN/BK)
15-RR8 (GN/BU)

C588
9H589
F02576



- (1) 15-RL26 (GN/WH)
15-RL27 (GN/OG)
- (2) 91S-RL26 (BK/WH)
91S-RL27 (BK/RD)

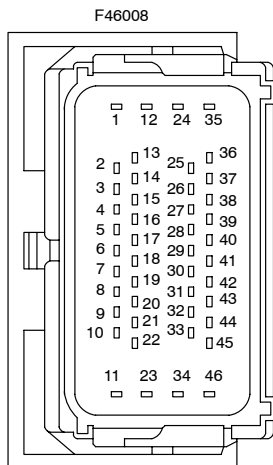
C585
12A690
F04302



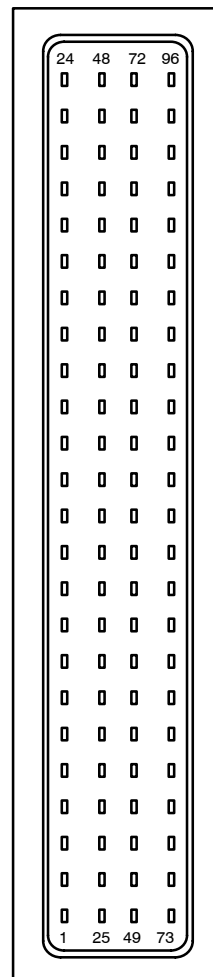
- (1) 8-RR9 (WH/BK)
- (2)
- (3) 91-RR9 (BK)
- (4) 15-RR9 (GN/OG)
15-RR9 (GN/BU)

C589 (BK)

9H589



F96002

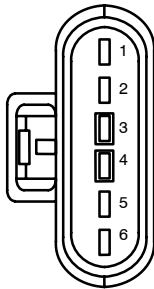


- | | | | |
|----------------------|-----------------------|-----------------------|-----------------------|
| (1) 91S-RL10 (BK/WH) | (25) 91S-RL11 (BK/YE) | (48) | (73) 91S-RJ14 (BK/YE) |
| (2) 91S-RL12 (BK/BU) | (26) 91S-RL13 (BK/OG) | (49) 9-RJ15 (GY) | (74) 9-RG3 (BN/BU) |
| (3) 91S-RL14 (BK/GN) | (27) 8-RE31A (WH/BK) | (50) 31S-RL2 (BK/OG) | (75) 15S-RG3 (GN/RD) |
| (4) | (28) | (51) 91-RL22 (BK/RD) | (76) |
| (5) 31-TA53 (BK) | (29) | (52) | (77) 8-RJ4 (WH/RD) |
| (6) | (30) | (53) 9-RJ4 (BN/RD) | (78) |
| (7) 8-RJ18 (WH/BK) | (31) 9-RJ19 (BN/RD) | (54) | (79) 8-RJ19 (WH/RD) |
| (8) | (32) | (55) 9-RJ18 (BN/YE) | (80) |
| (9) 31S-GC21 (BK/GN) | (33) | (56) | (81) 8-RR5 (WH) |
| (10) | (34) 8-RR9 (WH/BK) | (57) 8-RR6 (WH/RD) | (82) 8-RR7 (WH/BU) |
| (11) | (35) | (58) 8-RR8 (WH/GN) | (83) 8-RJ3 (WH/VT) |
| (12) 8-RJ17 (WH/VT) | (36) 9-RJ3 (BN/WH) | (59) 8-RJ2 (WH/BK) | (84) |
| (13) | (37) 9-RJ2 (BN/YE) | (60) | (85) |
| (14) 91S-RG3 (BK/OG) | (38) 9-RJ20 (BN) | (61) 9-RJ22 (BN/BU) | (86) 8-RJ20B (BK/GN) |
| (15) 9-RJ12 (BN/BU) | (39) | (62) | (87) 8-RJ20 (WH/GN) |
| (16) 7-RJ3 (YE/VT) | (40) | (63) 9-RJ21 (BN/RD) | (88) 32-RG3 (WH/BU) |
| (17) 7-RJ2 (YE/BK) | (41) 8-RJ12 (GN/RD) | (64) | (89) 8-RJ11 (WH/GN) |
| (18) 8-RJ21 (WH/RD) | (42) 9-RJ17 (BN/WH) | (65) 33-RG3 (YE/BU) | (90) |
| (19) 8-RG3 (WH/BU) | (43) 7-RJ20 (YE/GN) | (66) | (91) 8-RJ14B (BU) |
| (20) | (44) 7-RJ20A (GY) | (67) 8-RJ14A (WH) | (92) |
| (21) | (45) 7-RJ12 (YE/BU) | (68) | (93) |
| (22) | (46) 8-EE1 (WH/RD) | (69) | (94) |
| (23) | (47) 8-EE1A (WH/RD) | (70) | (95) 91S-RJ15 (GY) |
| (24) | | (71) | (96) 91S-RL26 (BK/WH) |
| | | (72) 91S-RL27 (BK/RD) | |

C591

12A690

F06266

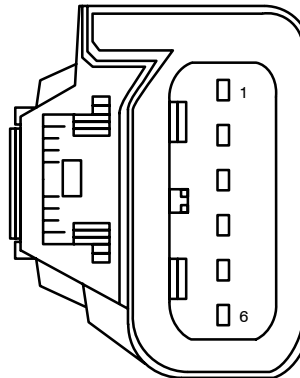


- (1)
- (2) 15-RJ22 (GN/BU)
- (3) 9-RJ22 (BN/BU)
- (4) 15-RJ22 (GN/RD)
8-RJ21 (WH/RD)
- (5) 9-RJ21 (BN/RD)
- (6)

C593

9H589

F06202

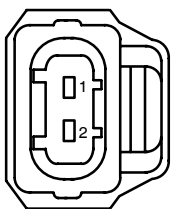


- (1) 15S-RG3 (GN/RD)
- (2) 91S-RG3 (BK/OG)
- (3) 8-RG3 (WH/BU)
- (4) 9-RG3 (BN/BU)
- (5) 32-RG3 (WH/BU)
- (6) 33-RG3 (YE/BU)

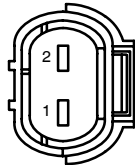
C592

12A690

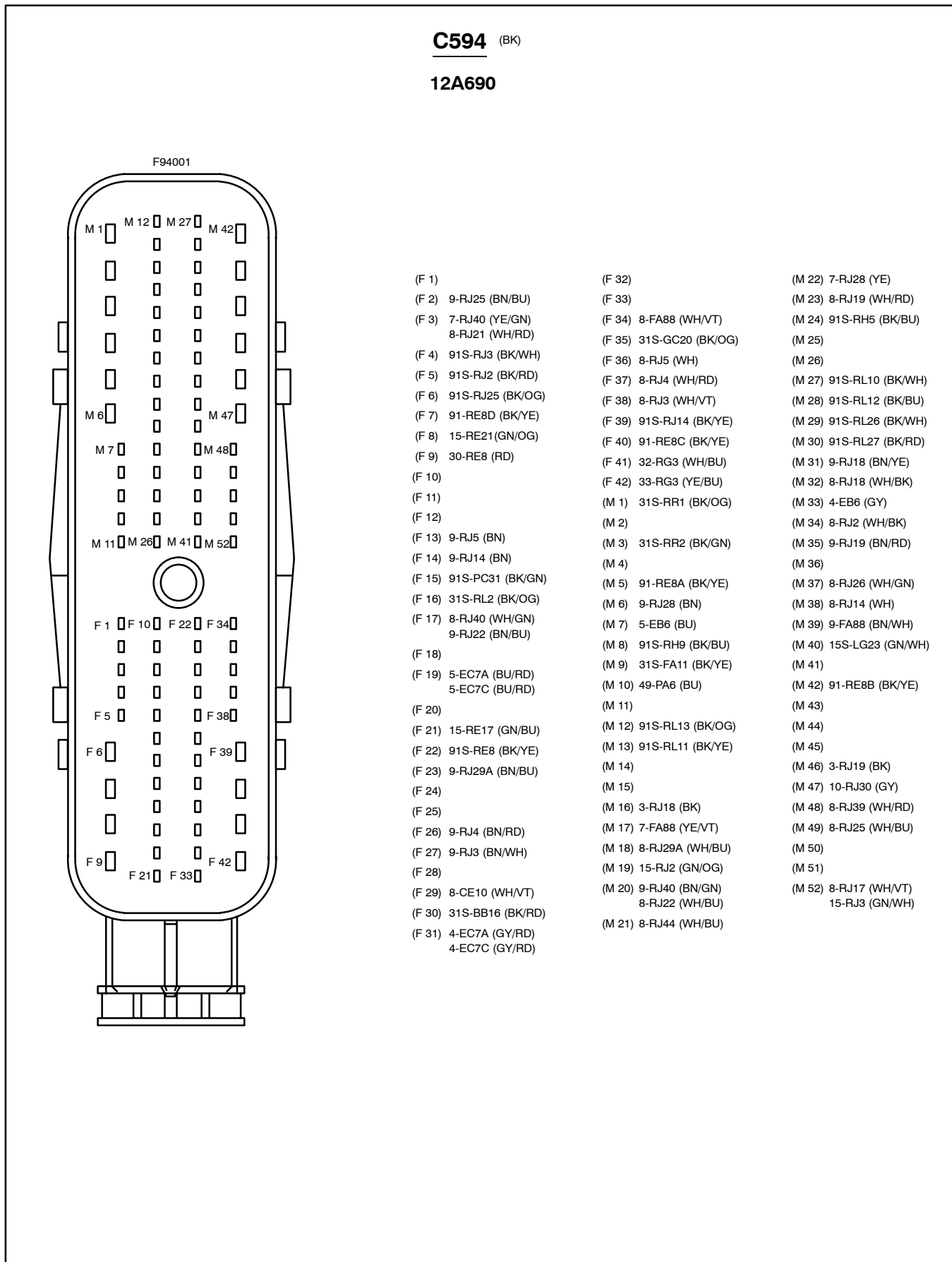
F02612



F02580



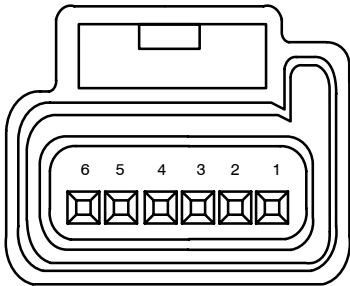
- (1) 91S-RS4 (BK/YE)
- (2) 15-RS4 (GN/YE)



C595 (BK)

9H589

F06232

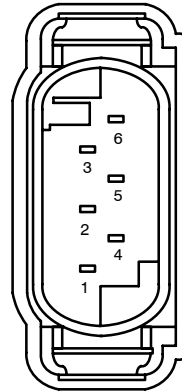


- (1) 32-RG3 (WH/BU)
- (2) 33-RG3 (YE/BU)
- (3) 8-RJ44 (WH/BU)
- (4) 9-RJ28 (BN)
- (5) 7-RJ28 (YE)
- (6) 8-RJ39 (WH/RD)

C597

12A690

F06274

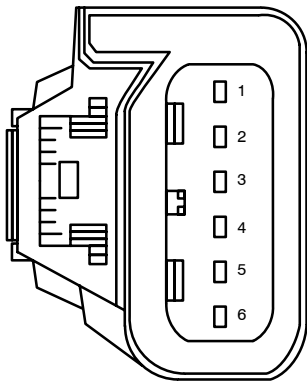


- (1) 15S-RG3 (GN/RD)
- (2) 91S-RG3 (BK/OG)
- (3) 8-RG3 (WH/BU)
- (4) 9-RG3 (BN/BU)
- (5) 32-RG3 (WH/BU)
- (6) 33-RG3 (YE/BU)

C596

12A690

F06202

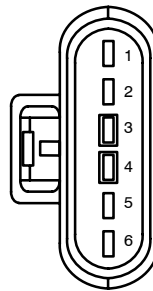


- (1)
- (2) 8-RJ17A (WH/VT)
8-RJ22 (WH/BU)
- (3) 15-RJ22 (GN/RD)
- (4) 9-RJ17A (BN/WH)
9-RJ22 (BN/BU)
91-RJ21 (BK/BU)
- (5) 8-RJ21 (WH/RD)
49-RJ22 (BU/WH)
- (6)

C598 (GY)

12A690

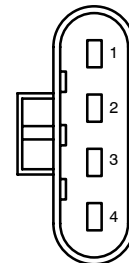
F06266

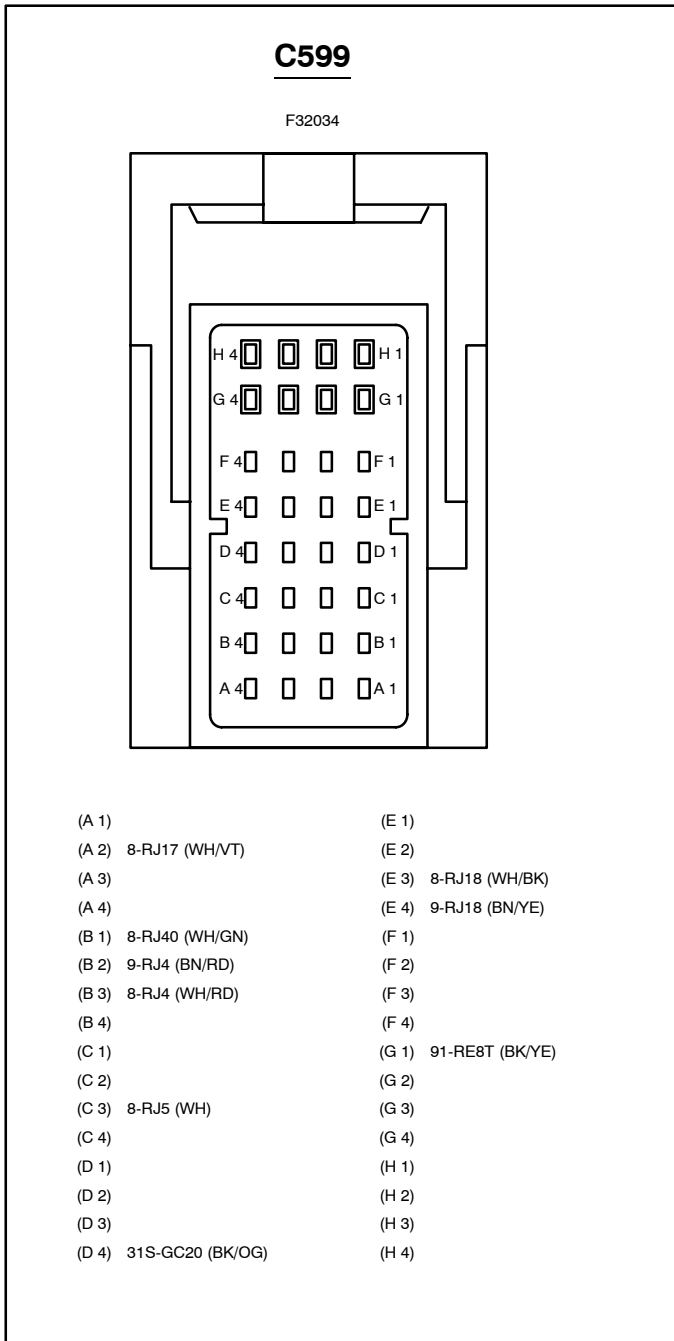


- (1)
- (2)
- (3)
- (4) 15-RJ22 (GN/RD)
- (5)
- (6)

12A690

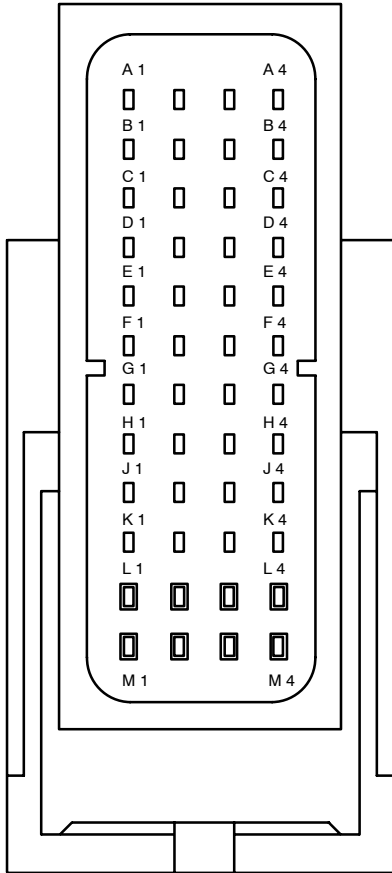
F04079





C600

F48008



- | | |
|------------------------|------------------------|
| (A 1) | (G 1) 91S-RH9A (BK/BU) |
| (A 2) 7-RJ40 (YE/GN) | (G 2) 15-RE17 (GN/BU) |
| (A 3) | (G 3) |
| (A 4) 4-EC7E (GY/RD) | (G 4) |
| 4-EC7D (GY/RD) | (H 1) 31S-RL2 (BK/OG) |
| (B 1) | (H 2) |
| (B 2) 31S-FA11 (BK/YE) | (H 3) |
| (B 3) | (H 4) |
| (B 4) 5-EC7E (BU/RD) | (J 1) |
| 5-EC7D (BU/RD) | (J 2) |
| (C 1) | (J 3) |
| (C 2) | (J 4) |
| (C 3) | (K 1) |
| (C 4) | (K 2) 91S-RH5 (BK/BU) |
| (D 1) | (K 3) |
| (D 2) | (K 4) |
| (D 3) | (L 1) |
| (D 4) | (L 2) |
| (E 1) | (L 3) |
| (E 2) | (L 4) 91-RE8 (BK/YE) |
| (E 3) 15S-LG23 (GN/WH) | 91-RE8H (BK/YE) |
| (E 4) | (M 1) 9-RE8 (BN) |
| (F 1) 8-FA88 (WH/VT) | (M 2) 15-RE21A (GN/OG) |
| (F 2) 91S-RE8 (BK/YE) | (M 3) 15-RE21B (GN/OG) |
| (F 3) | (M 4) 91-RE8A (BK/YE) |
| (F 4) | |

C601

F32034

(A 1) 9-RJ3C (BN/WH)	(E 1) 9-RJ5 (BN)
(A 2)	(E 2) 4-EB6A (GY)
(A 3)	(E 3)
(A 4) 5-EB6A (BU)	(E 4)
(B 1) 91S-PA51 (BK/OG)	(F 1) 9-RG3 (BN/BU)
(B 2) 91S-PA52 (BK/GN)	(F 2)
(B 3) 8-RJ29A (WH/BU)	(F 3) 33-RG3 (YE/BU)
(B 4)	(F 4)
(C 1) 91S-PA53 (BK/RD)	(G 1)
(C 2) 91S-PA54 (BK/WH)	(G 2)
(C 3)	(G 3)
(C 4) 7-FA88 (YE/VT)	(G 4)
(D 1) 91S-RL19 (BK/YE)	(H 1) 91-RE8U (BK/YE)
(D 2)	(H 2)
(D 3)	(H 3)
(D 4) 8-RJ3C (WH/VT)	(H 4) 91S-RG3 (BK/OG)

C604

15K868

F03110

- (1) 7-GN19A (YE)
- (2) 8-GN19 (WH)
- (3) 9-GN19A (BN)

C605

15K868

F03110

- (1) 7-GN20 (YE/RD)
- (2) 8-GN20 (WH/RD)
- (3) 9-GN20 (BN/RD)

C606

15K868

F03110

- (1) 7-GN21 (YE/BU)
- (2) 8-GN21 (WH/BU)
- (3) 9-GN21 (BN/BU)

C602 (OG)

14014

F02009

- (1) 31-LF24A (BK) +
31-HA28 (BK)
31-HA28 (BK)
- (2) 29-HA28 (OG)

C607

15K868

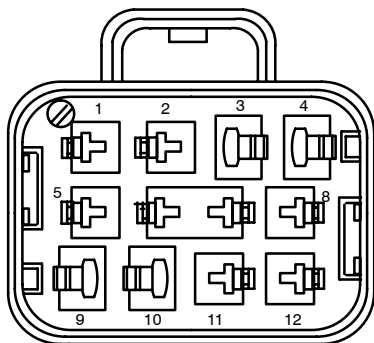
F03110

- (1) 7-GN22 (YE/GN)
- (2) 8-GN22 (WH/GN)
- (3) 9-GN22 (BN/GN)

C608

14014

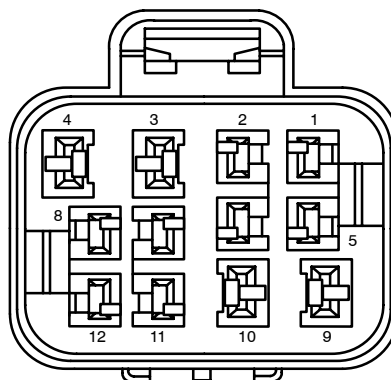
F12092



- | | |
|--------------------|----------------------|
| (1) 8-GN21 (WH/BU) | (7) 2-AB10 (GY) |
| (2) 8-GN20 (WH/RD) | (8) |
| (3) | (9) 15S-LD6B (GN/YE) |
| (4) 8-GN19 (WH) | (10) |
| (5) 8-GN22 (WH/GN) | (11) 7-GN19 (YE) |
| (6) 1-AB10 (WH) | (12) 9-GN19 (BN) |

15K868

F12086

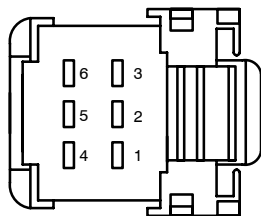


- | | |
|--------------------|----------------------|
| (1) 8-GN21 (WH/BU) | (7) 2-AB10 (GY) |
| (2) 8-GN20 (WH/RD) | (8) |
| (3) | (9) 15S-LG16 (GN/OG) |
| (4) 8-GN19 (WH) | (10) |
| (5) 8-GN22 (WH/GN) | (11) 7-GN19 (YE) |
| (6) 1-AB10 (WH) | (12) 9-GN19 (BN) |

C619

14401

F06278

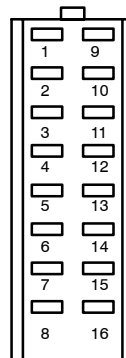


- | |
|----------------------|
| (1) |
| (2) |
| (3) |
| (4) 31S-JA47 (BK/OG) |
| (5) 31-JA47 (BK) |
| (6) 31S-JA31 (BK/WH) |

C622

14014

F16084

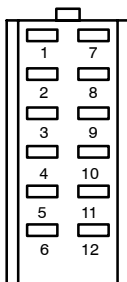


- | | |
|----------------------|--------------------|
| (1) 15-GN10A (GN/YE) | (9) |
| 15-GN10 (GN/YE) | (10) 8-GN26 (WH) |
| (2) 10-GN26 (GY) | (11) |
| (3) | (12) |
| (4) | (13) |
| (5) 9-GN18 (BN/BU) | (14) 4-EC10AL (GY) |
| (6) | (15) |
| (7) 5-EC10AL (BU) | (16) 31-GN10 (BK) |
| (8) | 31-GN10A (BK) |

C623

14014

F12108



- | | |
|--------------------|------------------|
| (1) | (7) |
| (2) 8-GN20 (WH/RD) | (8) 9-GN19 (BN) |
| (3) 8-GN21 (WH/BU) | (9) |
| (4) 8-GN19 (WH) | (10) |
| (5) 8-GN22 (WH/GN) | (11) 7-GN19 (YE) |
| (6) | (12) |

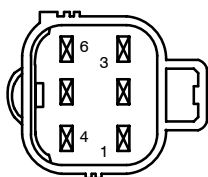
C630

- (1) 9-RJ28 (BN)
- (2) 8-RJ28 (WH)
- (3) 7-RJ28 (YE)

C625

15K867

F06140



- | | |
|----------------|-------------------|
| (1) 7-GN6 (YE) | (4) 8-GN7 (WH/RD) |
| (2) 8-GN6 (WH) | (5) 8-GN8 (WH/BU) |
| (3) 9-GN6 (BN) | (6) 8-GN9 (WH/GN) |

C631

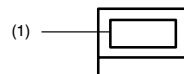
F01028



- (1)
- (1) (BN)
- 9-GN18 (BN)

14014

F01005

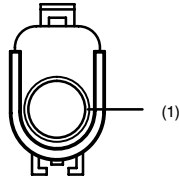


- (1)
- (1) 9-GN18 (GN/BU)

C634 (BK)

14K733

F01009

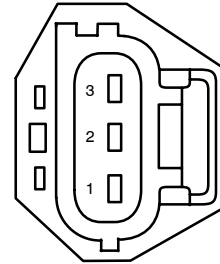


(1) 64S-HB12 (BU)

C640

12A690

F03306

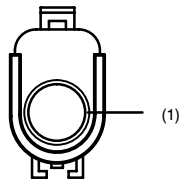


- (1) 8-RJ50 (WH/VT)
- (2) 9-RJ50 (BN/WH)
- (3) 7-RJ50 (YE/VT)

C635 (BK)

14K733

F01009

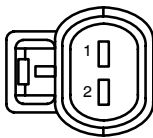


(1) 64S-HB25 (BU/RD)

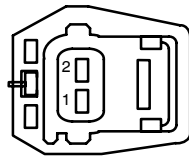
C638 (BK)

12A690

F02570



F02055

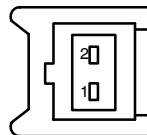


- (1) 8-RJ46 (WH/RD)
- (2) 9-RJ46 (BN/RD)

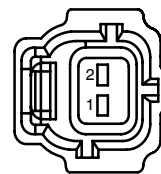
C643 (BK)

12A690

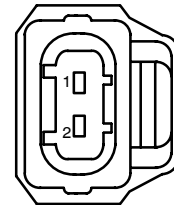
F02012



F02103



F02612

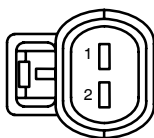


- (1) 8-RJ4 (WH/RD)
- 9-RJ4 (BN/RD)
- (2) 8-RJ4 (WH/RD)
- 9-RJ4 (BN/RD)

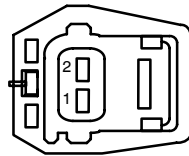
C639 (BK)

12A690

F02570



F02055

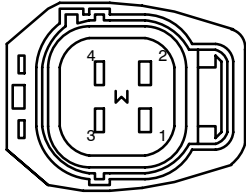


- (1) 8-RJ47 (WH/BU)
- (2) 9-RJ47 (BN/BU)

C644

12A690

F04128

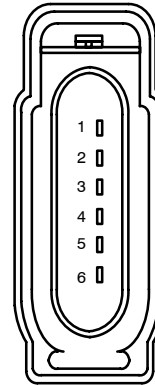


- (1) 8-RJ18 (WH/BK)
- (2) 9-RJ18 (BN/YE)
- (3) 9-RJ19 (BN/RD)
- (4) 8-RJ19 (WH/RD)

C648

14014

F06276

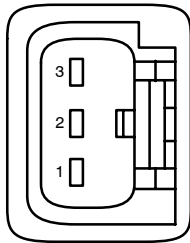


- (1) 7-RJ30 (YE)
- (2) 8-RJ30 (WH)
- (3) 9-RJ30 (BN)
- (4) 91-RJ30 (BK/YE)
- (5) 10-RJ30 (GY)
- (6) 15-RJ30 (GN/YE)

C645

12A690

F03161

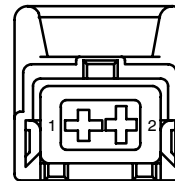


- (1) 31S-RR1 (BK/OG)
- (2) 15-RR1 (GN/RD)
- (3) 31S-RR2 (BK/GN)

C650

12A690

F02536

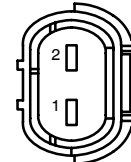


- (1) 31S-GC13 (BK/BU)
- (2) 31-GC13 (BK)

C654

9H589

F02580

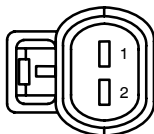


- (1) 8-RJ17 (WH/VT)
- (2) 9-RJ17 (BN/WH)

C655

12A690

F02570




- (1) 8-RJ17 (WH/VT)
- (2) 9-RJ17 (BN/WH)

C656

12A690

F02580



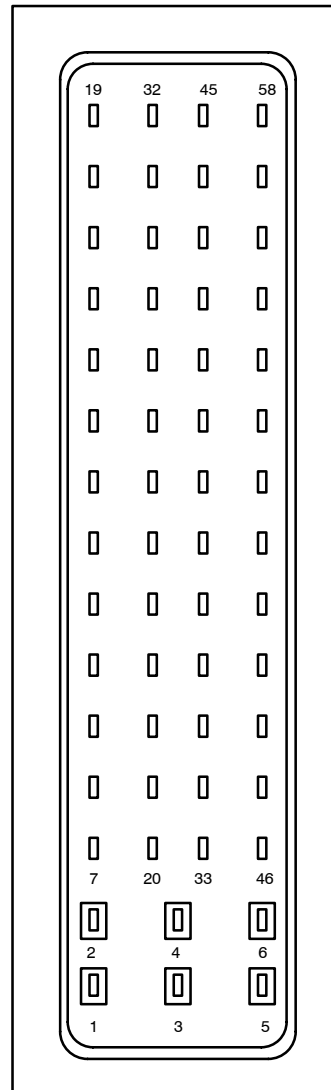
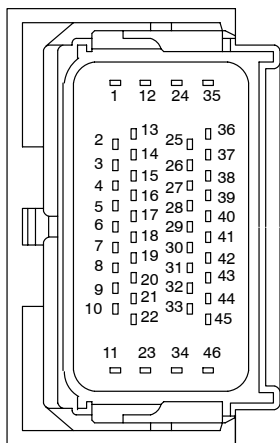
- (1) 8-RJ17A (WH/VT)
- (2) 9-RJ17A (BN/WH)

C690 (BK)

12A690

F58001

F46004




- | | | | |
|------------------------|-----------------------|-----------------------|---------------------|
| (1) 91-RE8C (BK/YE) | (14) 15S-RE8M (GN/YE) | (27) 91S-RH9 (BK/BU) | (41) 5-EC7B (BU/RD) |
| (2) 15-RE8A (GN/BU) | (15) 30-RE8 (RD) | (28) 15S-LG23 (GN/WH) | (42) |
| (3) 91-RE8B (BK/YE) | (16) 50-BB16A (GY/BK) | (29) 7-PA1 (YE/VT) | (43) |
| (4) 91S-BB16 (BK/RD) | (17) 50-RE8 (GN/BU) | (30) | (44) |
| (5) 15-RE8 (GN/BU) | (18) | (31) | (45) |
| (6) 91-RE8A (BK/YE) | (19) | (32) | (46) |
| (7) 8-EE1C (WH/RD) | (20) | (33) | (47) |
| (8) 31S-BB16 (BK/RD) | (21) | (34) | (48) |
| (9) 50S-BB16A (BK/RD) | (22) | (35) | (49) |
| (10) 31S-FA11C (BK/YE) | (23) | (36) | (50) |
| (11) 8-PA13B (BU) | (24) | (37) | (51) 8-FA4 (WH/VT) |
| (12) 31S-GC13 (BK/BU) | (25) 10-RJ30D (GY) | (38) | (52) |
| | | (39) | (53) 9-RE8 (BN/RD) |
| | | (40) | (54) 4-EC7B (GY/RD) |

C692

14K733

F04083

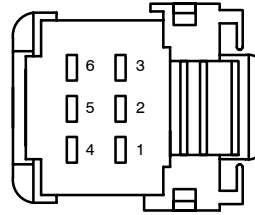


- (1) 91S-FA17 (BK/RD)
91-FA17A (BK/RD)
15-FA17 (GN/OG)
- (2)
- (3)
- (4) 91S-RE8 (BK/YE)

C695

14401

F06280

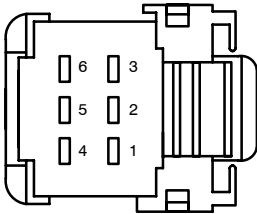


- (1) 29S-LH43 (OG/BU)
- (2) 31-LH43 (BK)
- (3)
- (4) 15-HC9 (GN/BK)
- (5) 15S-HC11 (GN/WH)
- (6)

C694

14401

F06280

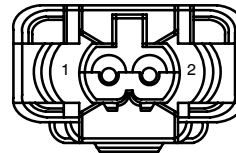


- (1) 29S-LH29 (OG/YE)
- (2) 31-LH29 (BK)
- (3)
- (4) 15-HC14 (GN/YE)
- (5) 15S-HC8 (GN/RD)
- (6)

C710

17N400

F02528




- (1) 15S-JA50 (GN/OG)
- (2) 91S-JA50 (BK/RD)

C711

17N400

F02528

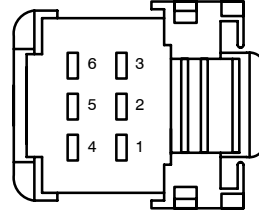


- (1) 15S-JA51 (GN/BU)
- (2) 91S-JA51 (BK/BU)

C717

14401

F06278

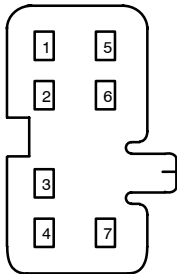


- (1) 15-CF54 (GN/WH)
- (2) 91-CF54 (BK/WH)
- (3) 29S-LH45 (OG/WH)
- (4)
- (5) 31S-CF54 (BK/WH)
- (6) 91S-CF54 (BK/WH)

C715

14B723

F07056



- | | |
|----------------------|---------------------|
| (1) 33-AH36 (YE/RD) | (5) |
| 33-AH36A (YE/RD) | (6) 31-AH35A (BK) |
| (2) 29-AH35A (OG/YE) | (7) 32-AH36 (WH/RD) |
| (3) 31-AH35 (BK) | 32-AH36A (WH/RD) |
| (4) | |

C720

14297

F02005



- (1) 15-HB26 (GN/RD)
- (2) 31-HB26 (BK)

C721

14297

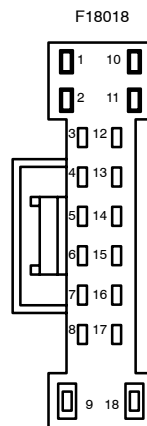
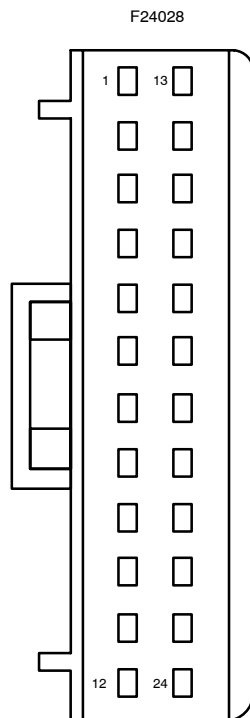
F02005



- (1) 15-HB13 (GN/BU)
- (2) 31-HB13 (BK)

C722

14K138

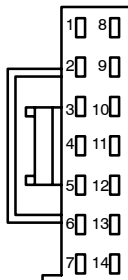


- | | | | |
|-----------------------|-----------------------|----------------------|------------------------|
| (1) | (13) | (1) | (11) |
| (2) | (14) | (2) | (12) |
| (3) 4-EC3F (GY/RD) | (15) 5-EC10F (BU/RD) | (2) 33-AA59A (BK) | 5-EC3F (BU/RD) |
| 4-EC10F (GY/RD) | (16) | 33-AA59 (WH/BK) | 5-EC10F (BU/RD) |
| (4) | (17) | (3) 4-EC3F (GY/RD) | (13) 91S-AA64 (BK/GN) |
| (5) 7-LH31 (YE/RD) | (18) | 4-EC10F (GY/RD) | 91S-AA64A (BK) |
| 91S-AA62 (BK/WH) | (19) | (4) | (14) 91S-AA63 (BK/OG) |
| 91S-AA62A (BK) | (20) | (5) 7-LH31 (YE/RD) | 91S-AA63A (BK) |
| (6) | (21) 91S-AA61 (BK/BU) | (6) 91S-AA62 (BK/WH) | (15) 91S-AA61 (BK/BU) |
| (7) 91-AJ18 (BK/WH) | 91S-AA61A (BK) | 91S-AA62A (BK/WH) | 91S-AA61A (BK) |
| (8) 91-AD10 (BK/RD) | (22) 91S-AA64A (BK) | (7) 91-AJ18 (BK/WH) | (16) 91-AA58 (BK/YE) |
| (9) 8-AD10 (WH/BK) | 91S-AA64 (BK/GN) | (8) 91S-AJ55 (BK/RD) | 91-AA58A (BK/YE) |
| (10) 15S-HB36A (BK) | (23) 31-HB36A (BK) | (9) 29-AJ27 (OG/WH) | 91-AA58B (BK) |
| 15S-HB36A (GN/OG) | (24) 10-AD10 (GY/BK) | (10) 33-AA60A (BK) | (17) 91S-AJ54B (BK/GN) |
| (11) 49S-LG20 (BU/WH) | | 33-AA60 (YE) | (18) 31-DA12A (BK) |
| (12) 5-EC3F (BU/RD) | | | |

C723

14K138

F14066




- | | |
|-----------------------|----------------------|
| (1) 49S-LG20 (BU/WH) | (8) 8-AD10 (WH/BK) |
| (2) 29S-LC43 (OG/WH) | 8-AD10A (WH/BK) |
| (3) 31-HB36A (BK) | 34-AD10A (BU/YE) |
| 31-HB36B (BK) | (9) 4-EE9B (GY/OG) |
| (4) 15S-HB36A (GN/OG) | (10) |
| 15S-HB36B (GN/OG) | (11) |
| (5) | (12) |
| (6) 32-AD10 (WH/BK) | (13) |
| 91-AD10 (BK/RD) | (14) 32-AD28 (WH/GN) |
| 91-AD10A (BK/RD) | |
| (7) 33-AD10 (YE/BK) | |
| 10-AD10 (GY/BK) | |
| 10-AD10A (GY/BK) | |

C724

14014

F04274

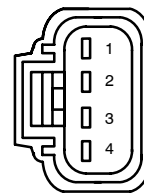


- (1) 15S-JA50 (GN/OG)
- (2) 91S-JA50 (BK/RD)
- (3)
- (4)

C725

14014

F04274

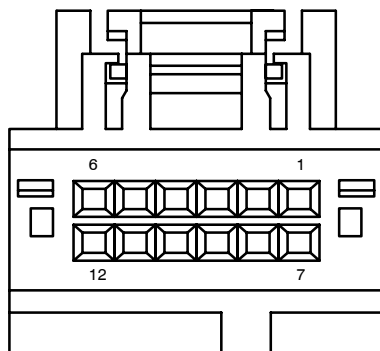


- (1) 15S-JA51 (GN/BU)
- (2) 91S-JA51 (BK/BU)
- (3)
- (4)

C726

14401

F12116

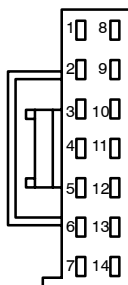


- | | |
|----------------------|--------------------|
| (1) 29-GG14R (OG) | (7) 29S-GG14P (OG) |
| (2) 75-GG14C (YE/BU) | (8) |
| (3) 91-GG14L (BK/OG) | (9) |
| (4) 15-GG14C (GN/RD) | (10) |
| (5) 5-EC7Z (BU/RD) | (11) |
| (6) 4-EC7Z (GY/RD) | (12) |

C728

14A584

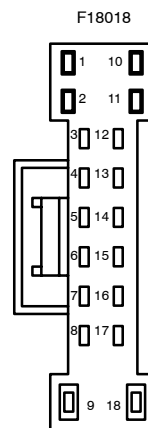
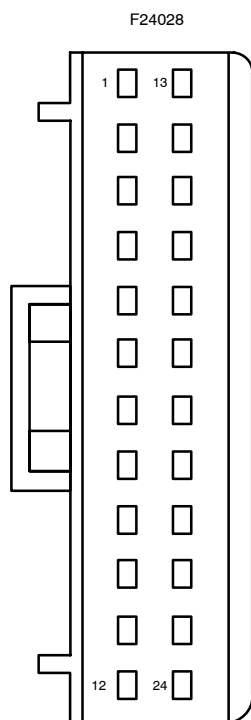
F14066



- | | |
|-----------------------|----------------------|
| (1) 49S-LG13 (BU/RD) | (8) 32-AD6A (WH) |
| (2) 29S-LC41 (OG/WH) | 32-AD6B (WH) |
| (3) 31-HB35A (BK) | 34-AD7A (BU/RD) |
| 31-HB35B (BK) | (9) 4-EE9B (GY/OG) |
| 31-LG13A (BK) | 4-EE9C (GY/OG) |
| (4) 15S-HB35A (GN/BK) | (10) |
| 15S-HB35B (GN/BK) | (11) |
| (5) | (12) 29-AJ7 (OG/BU) |
| (6) 33-AD8A (YE/BU) | (13) 91-AJ7 (BK/BU) |
| 33-AD8B (YE/BU) | (14) 32-AD27 (WH/GN) |
| 32-AD6A (WH) | |
| (7) 33-AD8A (YE/BU) | |
| 34-AD7A (BU/RD) | |
| 34-AD7B (BU/RD) | |

C729

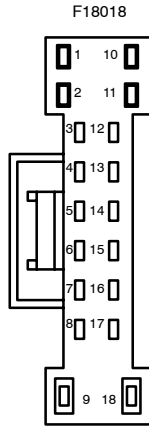
14A584



- | | | | |
|------------------------|------------------------|-----------------------|------------------------|
| (1) | (11) 49S-LG13 (BU/RD) | (1) 32-AA59B (BK) | (9) 29-AJ26 (OG/YE) |
| (2) | (12) 5-EC3B (BU/RD) | 32-AA59A (WH/BK) | (10) 33-AA60B (BK) |
| (3) 4-EC3B (GY/RD) | (13) 91-AJ7 (BK/BU) | (2) 33-AA59B (BK) | 33-AA60A (YE) |
| 4-EC10B (GY/RD) | (14) | 33-AA59A (YE/BK) | (11) |
| (4) | (15) 5-EC10B (BU/RD) | (3) 4-EC3B (GY/RD) | (12) 5-EC3B (BU/RD) |
| (5) 7-AB9A (YE/GN) | (16) | (4) | (13) 91S-AA64A (BK/GN) |
| 7-GL10 (YE) | (17) 91S-AD24 (BK/RD) | (5) 7-AB9 (YE/GN) | 91S-AA64B (BK) |
| 7-LH48 (VT) | 91S-AD24A (BK/RD) | 7-AB9A (YE/GN) | (14) 91S-AA63A (BK/OG) |
| 7-LH48A (VT) | (18) | 7-GL10 (YE) | 91S-AA63B (BK) |
| 91S-AA62A (BK/WH) | (19) | 7-LH48 (VT) | (15) 91S-AA61A (BK/BU) |
| 91S-AA62B (BK) | (20) | 7-LH48A (VT) | 91S-AA61B (BK) |
| (6) | (21) 91S-AA61A (BK/BU) | (6) 91S-AA62A (BK/WH) | (16) 91-AA58A (BK/YE) |
| (7) 91-AD24 (BK/RD) | 91S-AA61B (BK) | 91S-AA62B (BK) | 91-AA58B (BK) |
| 91-AD24A (BK/RD) | (22) 91S-AA64A (BK/GN) | (7) 91-AD24 (BK/RD) | (17) 91S-AD24 (BK/RD) |
| 91-GL1A (BK/YE) | 91S-AA64B (BK) | 91-AD24A (BK/RD) | 91S-AD24A (BK/RD) |
| (8) 33-AD8A (YE/BU) | (23) 31-HB35A (BK) | 91-GL1A (BK/YE) | (18) 31-DA11A (BK) |
| (9) 29-AJ26 (OG/YE) | (24) 34-AD7A (BU/RD) | (8) | |
| 32-AD6A (WH) | | | |
| (10) 15S-HB35A (GN/BK) | | | |

C730a

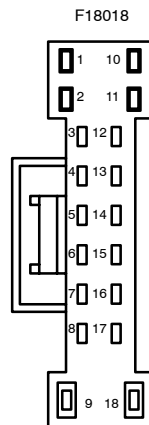
14240



- | | |
|----------------------|-----------------------|
| (1) 32-AA59B (WH/BK) | (10) 33-AA60B (YE) |
| (2) 33-AA59B (YE/BK) | (11) |
| (3) 4-EE9A (GY/OG) | (12) |
| (4) | (13) |
| (5) 7-LH36 (YE/BU) | (14) |
| (6) | (15) |
| (7) 91-AJ32 (BK/OG) | (16) 91-AA58B (BK/YE) |
| (8) 91S-AJ64 (BK/OG) | (17) 91S-AJ63 (BK/BU) |
| (9) 29-AJ83 (OG/BU) | (18) 31-AJ83 (BK) |

C730b

14240



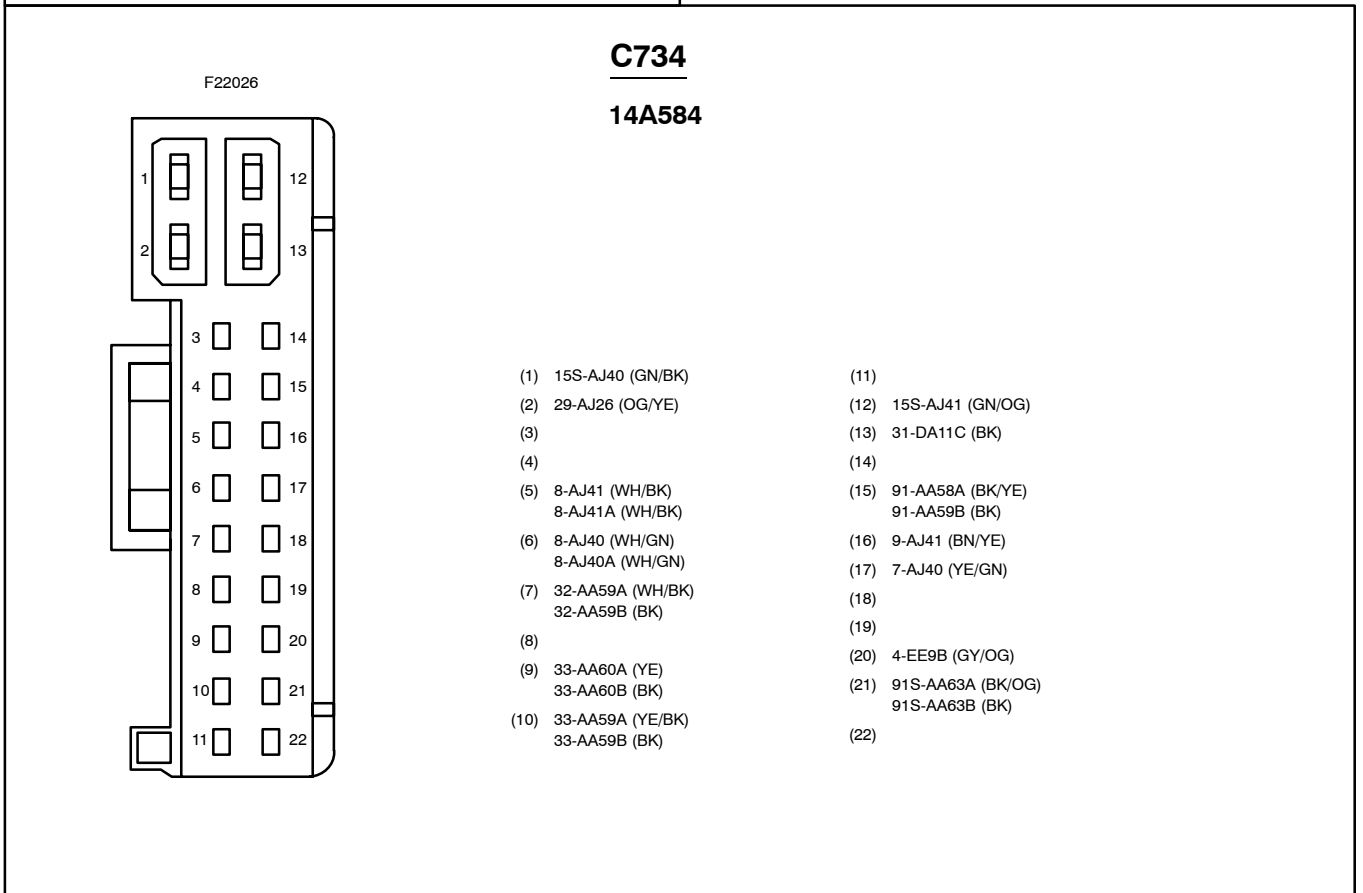
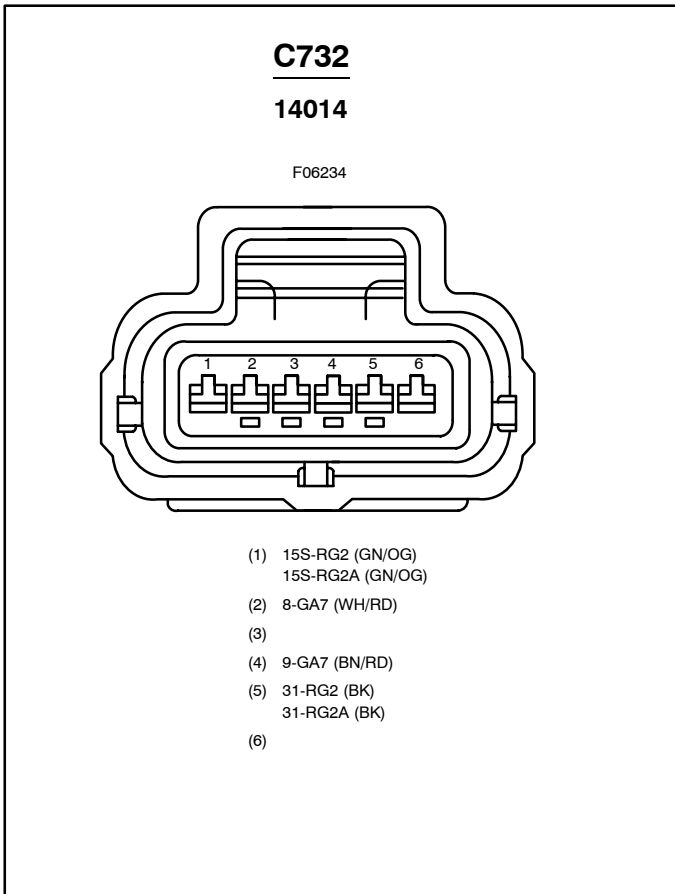
- | | |
|----------------------|-----------------------|
| (1) 32-AA59C (WH/BK) | (10) 33-AA60B (YE) |
| (2) 33-AA59C (YE/BK) | (11) |
| (3) 4-EE3A (GY/OG) | (12) |
| (4) | (13) |
| (5) 7-LH36 (YE/BU) | (14) |
| (6) | (15) |
| (7) 91-AJ32 (BK/OG) | (16) 91-AA58C (BK/YE) |
| 91-AJ32A (BK/OG) | (17) 91S-AJ63 (BK/BU) |
| (8) 91S-AJ64 (BK/OG) | (18) 31-AJ83 (BK) |
| (9) 29-AJ83 (OG/BU) | |

700-07-00

Connector Views

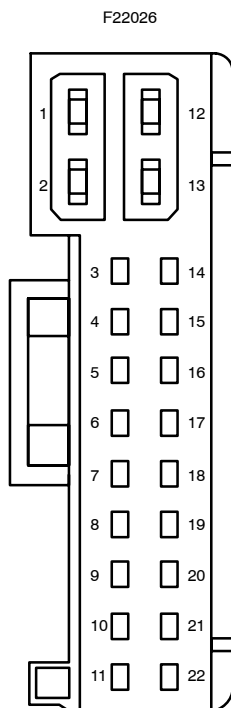
700-07-00

-98



C735

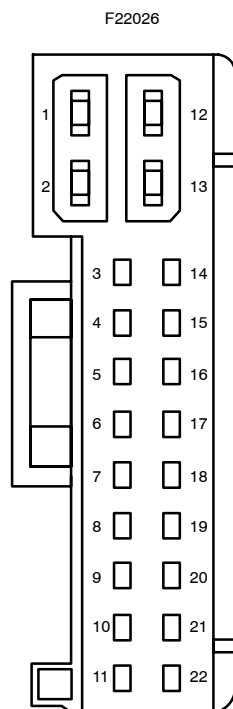
14K138



- | | |
|-----------------------|-----------------------|
| (1) 15S-AJ54 (GN/BK) | (12) 15S-AJ55 (GN/OG) |
| (2) 29-AJ27 (OG/WH) | (13) 31-DA12A (BK) |
| (3) | (14) |
| (4) 7-LH31 (YE/RD) | (15) 91-AA58 (BK/YE) |
| (5) 8-AJ55 (WH/BK) | 91-AA58A (BK) |
| 8-AJ55A (WH/BK) | 91-AA58B (BK/YE) |
| (6) 8-AJ54 (WH/GN) | (16) 9-AJ55 (BN/YE) |
| 8-AJ54A (WH/GN) | (17) 7-AJ54 (YE/GN) |
| (7) 32-AA59A (BK) | (18) 91-AJ18 (BK/WH) |
| 32-AA59 (WH/BK) | (19) |
| (8) | (20) 4-EE9B (GY/OG) |
| (9) 33-AA60A (BK) | (21) 91S-AA63A (BK) |
| 33-AA60 (YE) | 91S-AA63 (BK/OG) |
| (10) 33-AA59A (BK) | (22) 91S-AJ55 (BK/RD) |
| 33-AA59 (WH/BK) | |
| (11) 91S-AJ54 (BK/GN) | |

C736

14014



- | | |
|-----------------------|-----------------------|
| (1) 15S-AJ57 (GN/BU) | (13) 31-DA21 (BK) |
| (2) 29-AJ83 (OG/BU) | (14) |
| (3) | (15) |
| (4) 7-LH36 (YE/BU) | (16) 9-AJ58 (BN/BU) |
| (5) 8-AJ58 (WH/BU) | (17) 7-AJ57 (YE/RD) |
| (6) 8-AJ57 (WH/RD) | (18) 91-AJ32 (WH) |
| (7) | (19) |
| (8) | (20) 4-EE9A (GY/OG) |
| (9) | 4-EE9B (GY/OG) |
| (10) | 4-EE9C (GY/OG) |
| (11) 91S-AJ63 (BK/BU) | 4-EE9D (GY/OG) |
| (12) 15S-AJ58 (GN/RD) | (21) |
| | (22) 91S-AJ64 (BK/OG) |

C737

14014

F22026

(1) 15S-AJ60 (GN/BU)	(10)	(17) 7-AJ60 (YE/RD)
(2) 29-AJ84 (OG/WH)	(11) 91S-AJ63A (BK/BU)	(18) 91-AJ32A (WH)
(3)	(12) 15S-AJ61 (GN/RD)	(19)
(4) 7-LH36A (YE/BU)	(13) 31-DA22 (BK)	(20) 4-EE9A (GY/OG)
(5) 8-AJ63 (WH/RD)	31-DA22A (BK)	4-EE9B (GY/OG)
(6) 8-AJ60 (BK/OG)	(14)	4-EE9C (GY/OG)
(7)	(15)	4-EE9D (GY/OG)
(8)	(16) 9-AJ61 (BN/BU)	(21)
(9)		(22) 91S-AJ64A (BK/OG)

C741

14A584

F08280

(1) 29-AD12 (OG/YE)	(5)
(2) 33-AD8C (YE/BU) 33-AD11 (YE/VT)	(6) 33-AD8 (YE/BU) 33-AD11C (YE/VT)
(3) 32-AD6C (WH) 32-AD9 (WH/GN)	(7) 32-AD6 (WH) 32-AD9C (WH/GN)
(4) 34-AD7C (BU/RD) 34-AD10 (BU/YE)	(8) 34-AD7 (BU/RD) 34-AD10C (BU/YE)

C742

14335

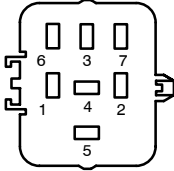
F03294

(1) 29-AD15 (OG)
(2) 91-AD15 (BK/OG)
(3) 15S-AD15 (GN/RD)

C743

14014

F07058

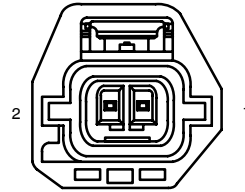


- | | |
|--|-----------------------------------|
| (1) 33-AD27 (YE/GN) +
33-AD28 (YE/GN) | (4) 29-AD27 (OG/BK) |
| (2) 31S-AD24 (BK/RD) | (5) 31-AD27 (BK)
31-AD27A (BK) |
| (3) 32-AD27 (WH/GN) +
32-AD28 (WH/GN) | (6) |
| | (7) |

C745

F221050

F02534

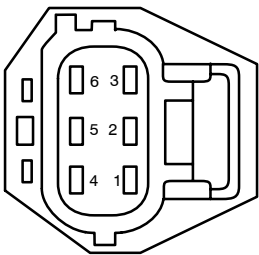


- (1) 15S-KA21 (GN/YE)
- (2) 31-KA21A (BK)

C746


14A584

F06218



- (1) 9-AJ41 (BN/YE)
- (2) 7-AJ40 (YE/GN)
- (3) 8-AJ40A (WH/GN)
8-AJ41 (WH/BK)
- (4) 8-AJ40 (WH/GN)
8-AJ41A (WH/BK)
- (5) 15S-AJ41 (GN/OG)
- (6) 15S-AJ40 (GN/BK)

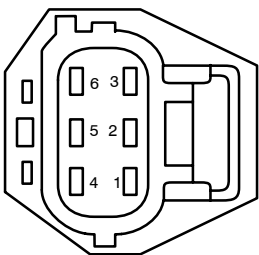
F06286



C747

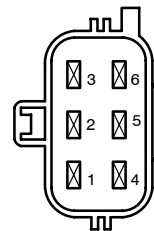
14014

F06218



- (1) 9-AJ55 (BN/YE)
- (2) 7-AJ54 (YE/GN)
- (3) 8-AJ54 (WH/GN)
8-AJ55A (WH/BK)
- (4) 8-AJ55 (WH/BK)
8-AJ54A (WH/GN)
- (5) 15S-AJ55 (GN/OG)
- (6) 15S-AJ54 (GN/BK)

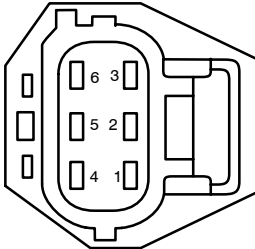
F06286




C748

14014

F06218



F06286

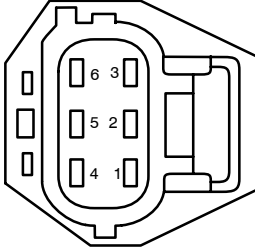


- (1) 9-AJ58 (BN/BU)
- (2) 7-AJ57 (YE/RD)
- (3) 8-AJ58 (WH/BU)
- (4) 8-AJ57 (WH/RD)
- (5) 15S-AJ58 (GN/RD)
- (6) 15S-AJ57 (GN/BU)


C749

14014

F06218



F06286




- (1) 9-AJ61 (BN/BU)
- (2) 7-AJ60 (YE/RD)
- (3) 8-AJ60 (BK/OG)
- (4) 8-AJ63 (WH/RD)
- (5) 15S-AJ61 (GN/RD)
- (6) 15S-AJ60 (GN/BU)

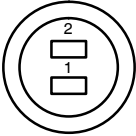
C753

14K733

F02572



F02086




- (1) 31-LG13 (BK)
- (2) 49S-LG13 (BU/RD)

C755

14B723

F02636




- (1) 31-DA14 (BK)
- (2) 29-AH35 (OG/YE)

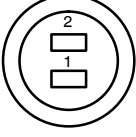
C754

14K733

F02572



F02086




- (1) 31-LG20 (BK)
- (2) 49S-LG20 (BU/WH)

C756

14B723

F02638

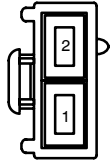


- (1) 32-AH38 (WH/BK)
- (2) 33-AH38 (YE/BK)

C757

14B723

F02638




- (1) 32-AH36 (WH/RD)
- (2) 33-AH36 (YE/RD)

C758

14B723

F02640

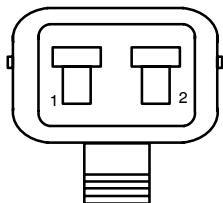


- (1) 32-AH37 (WH/GN)
- (2) 33-AH37 (YE/GN)

C759 (BK)

14B723

F02642

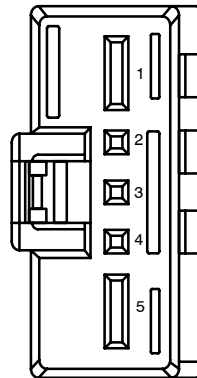


- (1) 33-AH38 (YE/BK)
- (2) 32-AH38 (WH/BK)

C760 (WH)

14B723

F05146

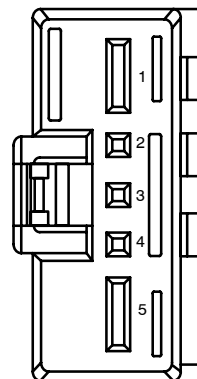


- (1) 32-AH36 (WH/RD)
- (2)
- (3)
- (4)
- (5) 33-AH36 (YE/RD)

C761 (BK)

14B723

F05146

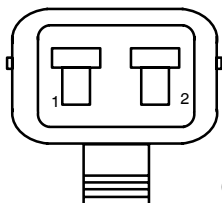


- (1) 33-AH37 (YE/GN)
- (2)
- (3)
- (4)
- (5) 32-AH37 (WH/GN)

C762 (BK)

14B723

F02642



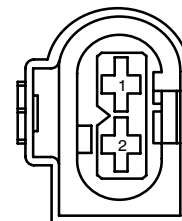

- (1) 33-AH36 (YE/RD)
33-AH36A (YE/RD)
- (2) 32-AH36 (WH/RD)
32-AH36A (WH/RD)

C772

9H589, 12A690

F02498

F02012

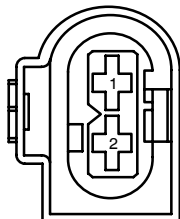
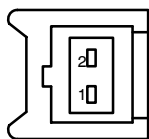


C771

9H589, 12A690

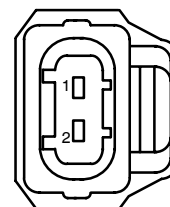
F02498

F02012



F02590

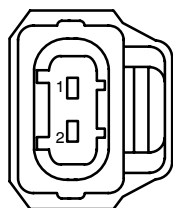
F02612



- (1) 91S-RL11 (BK/YE)
15-RL11 (GN/YE)
31S-RL11 (BK/YE)
- (2) 15-RL11 (GN/YE)
91S-RL11 (BK/YE)

F02590

F02612



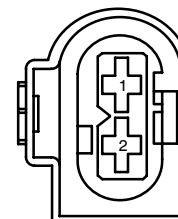
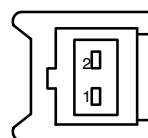
- (1) 91S-RL10 (BK/WH)
15-RL10 (GN/WH)
31S-RL10 (BK/WH)
- (2) 15-RL10 (GN/WH)
91S-RL10 (BK/WH)

C773

9H589, 12A690

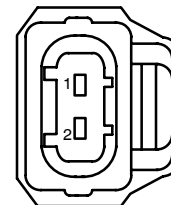

F02498

F02012



F02590

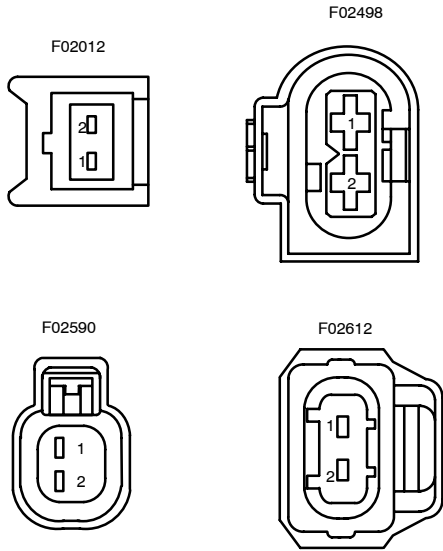
F02612



- (1) 91S-RL12 (BK/BU)
15-RL12 (GN/BU)
31S-RL12 (BK/BU)
15-RL12 (GN/YE)
- (2) 15-RL12 (GN/BU)
91S-RL12 (BK/BU)
91S-RL13 (BK/OG)

C774

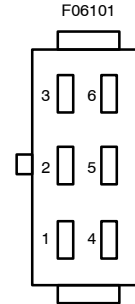
9H589, 12A690



- (1) 15-RL13 (GN/RD)
31S-RL13 (BK/OG)
15-RL13 (GN/YE)
- (2) 15-RL13 (GN/RD)
91S-RL13 (BK/OG)

C776

14401



- (1) 15S-FA95 (GN/BK)
- (2)
- (3) 31-FA95 (BK)
- (4) 8-FA95 (WH/GN)
- (5)
- (6) 9-FA95 (BN/GN)

C775 (BK)

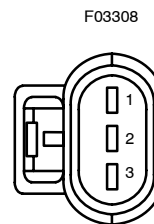
12A690



- (1) 15-RL14 (GN/YE)
- (2) 91S-RL12 (BK/BU)

C778

12A690



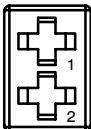
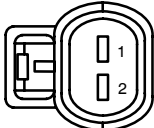
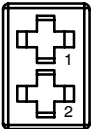
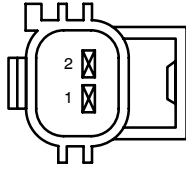
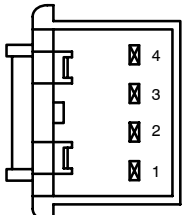
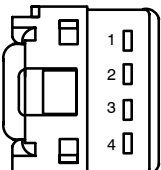
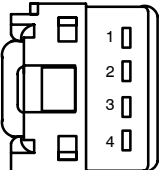
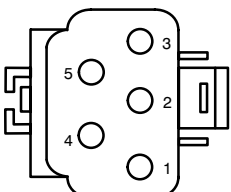
- (1) 15-RJ32 (GN/RD)
- (2) 91-RJ32 (BK/OG)
- (3) 8-RJ32 (WH/BU)

C779

9H589, 12A690



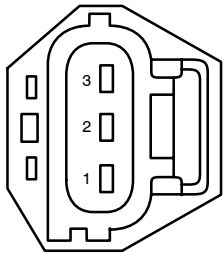
- (1) 8-RJ5 (WH)
- (2) 9-RJ5 (BN)
9-RJ5A (BN)

<p style="text-align: center;">C782</p> <p style="text-align: center;">14A584</p> <p style="text-align: center;">F02538</p>  <ul style="list-style-type: none"> (1) 33-AJ26 (YE) 33-AJ17A (YE/VT) 32-AJ26B (WH) 32-AJ17C (WH/VT) (2) 32-AJ26 (WH) 32-AJ17A (WH/VT) 33-AJ26B (YE) 33-AJ17C (YE/VT) 	<p style="text-align: center;">C785</p> <p style="text-align: center;">12A690</p> <p style="text-align: center;">F02570</p>  <ul style="list-style-type: none"> (1) 8-RJ12 (WH/BU) (2) 9-RJ12 (BN/BU)
<p style="text-align: center;">C783</p> <p style="text-align: center;">14K138</p> <p style="text-align: center;">F02538</p>  <ul style="list-style-type: none"> (1) 32-AJ26A (WH) 32-AJ17 (WH/VT) 33-AJ17B (YE/VT) 33-AJ26C (YE) (2) 33-AJ26A (YE) 33-AJ17 (YE/VT) 32-AJ17B (WH/VT) 32-AJ26C (WH) 	<p style="text-align: center;">C786</p> <p style="text-align: center;">9H589</p> <p style="text-align: center;">F02066</p>  <ul style="list-style-type: none"> (1) 8-RJ5 (WH) (2) 9-RJ5 (BN)
<p style="text-align: center;">C784</p> <div style="display: flex; justify-content: space-around;"> <div style="text-align: center;"> <p>15R554</p> <p>F04033</p>  </div> <div style="text-align: center;"> <p>14401</p> <p>F04272</p>  </div> </div> <div style="text-align: center; margin-top: 20px;"> <p>14401</p> <p>F04272</p>  <ul style="list-style-type: none"> (1) 9-CE8 (BN/BU) (2) 10-CE8 (GY/VT) (3) 8-CE8 (WH/BU) (4) 7-CE8 (YE/BU) </div>	<p style="text-align: center;">C787</p> <p style="text-align: center;">14014</p> <p style="text-align: center;">F05027</p>  <ul style="list-style-type: none"> (1) (2) 29S-LF21B (OG/BK) + 29S-LF21C (BK) (3) 31S-AA30C (BK) + 31S-AA30D (BK/YE) (4) 31S-AB11C (BK) 31S-AB11D (BK/YE) (5) 31-LF21A (BK)

C788

14K733

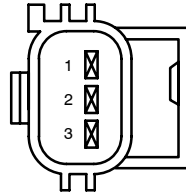
F03167



- (1) 7-CE10 (YE/VT)
- (2) 9-CE10 (BN/WH)
- (3) 8-CE10 (WH/VT)

3C221

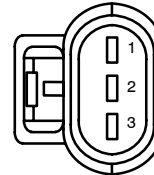
F03322



C791

14K733

F03308

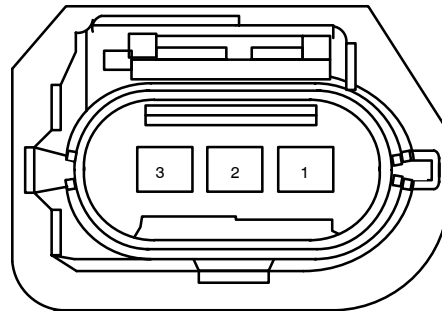


- (1) 31-GL36 (BK)
- (2) 29S-GL43 (OG/BK)
- (3) 30-GL43 (RD)

C792

14K733

F03278

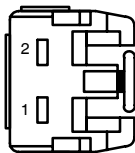


- (1) 7-CE10 (YE/VT)
7-CE10A (YE/VT)
- (2) 9-CE10 (BN/WH)
9-CE10A (BN/WH)
- (3) 8-CE10 (WH/VT)
8-CE10A (WH/VT)

C789

14401

F02032

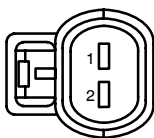


- (1) 15-FA18 (GN/OG)
- (2) 31S-FA18 (BK/RD)

C790

12A690

F02570

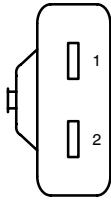


- (1) 15-RL50C (GN/BU)
- (2) 91S-RL50C (BK/BU)

C793

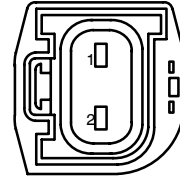
14K733

F02150



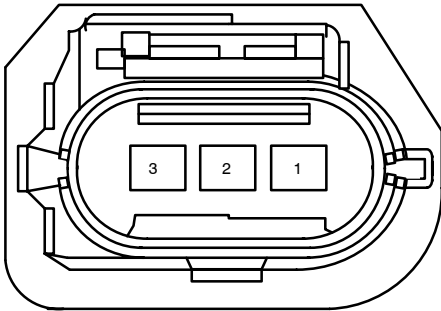
- (1) 30-CE7 (RD)
- (2) 31-CE7 (BK)

F02666



C794
14K733

F03278

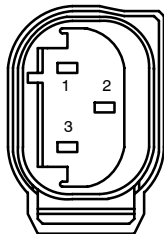


- (1) 15-CE7 (GN/BU)
- (2) 5-EC7W (BU/RD)
- (3) 4-EC7W (GY/RD)

C795

3C221

F03110

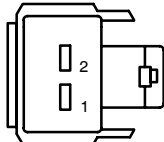


- (1) 8-CE10 (WH/VT)
8-CE10A (WH/VT)
- (2) 9-CE10 (BN/WH)
9-CE10A (BN/WH)
- (3) 7-CE10 (YE/VT)
7-CE10A (YE/VT)

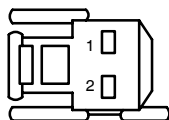
C797

17N400

F02104



F02047

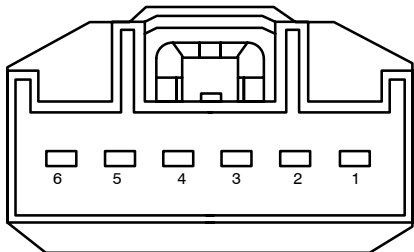


- (1) 31S-AB11A (BK/WH)
31S-AB11 (BK)
31S-AB11B (BK)
- (2) 31-AB11 (BK)

C798

17N400

F06230

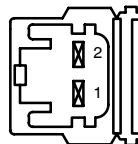


- (1) 32-AA27 (BK)
32-AA27A (WH/GN)
- (2) 31-GL20 (BK)
- (3) 31S-GL20 (BK)
31S-GL20A (BK/RD)
- (4) 31S-LB25 (BK)
31S-LB25A (BK)
31S-LB25A (BK/BU)
- (5)
- (6)

C799

17N400

F02102

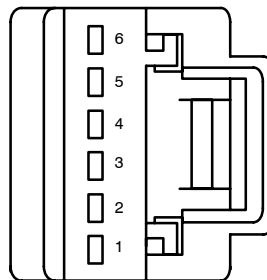


- (1) 31S-AA30 (BK/YE)
31S-AA30A (BK/YE)
31S-AA30B (BK)
31S-AA30B (BK/YE)
31S-AA30B (YE)
- (2) 31-AA30 (BK)

C801

15R554

F06128



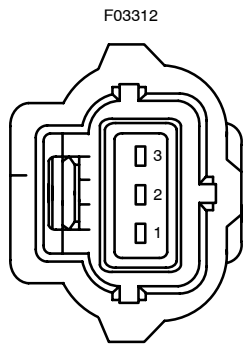
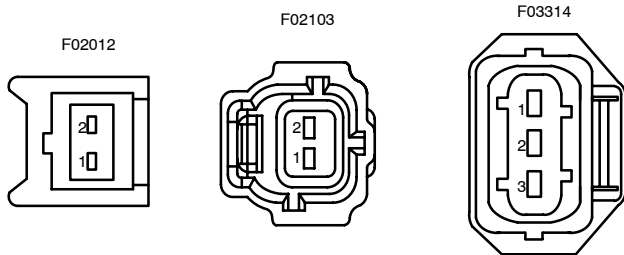
- (1) 9-CE8 (BN/BU)
- (2) 8-CE8 (WH/BU)
- (3) 10-CE8 (GY/VT)
- (4) 7-CE8 (YE/BU)
- (5) 8-CE8A (WH/BU)
- (6)

C802

- (5) 31-HB35A (BK)
- (7) 49S-LG13 (BU/RD)

C803


9H589



- (1) 8-RJ3 (WH/VT)
9-RJ3 (BN/WH)
7-RJ3 (YE/VT)
- (2) 8-RJ3 (WH/VT)
9-RJ3 (BN/WH)
- (3) 8-RJ3 (WH/VT)

C804

12A690



- (1) 7-RJ2 (YE/BK)
- (2) 9-RJ2 (BN/YE)
- (3) 8-RJ2 (WH/BK)

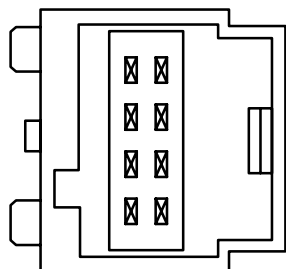
C805

- (5) 31-HB36A (BK)
- (7) 49S-LG20 (BU/WH)

C806

14A584

F08304

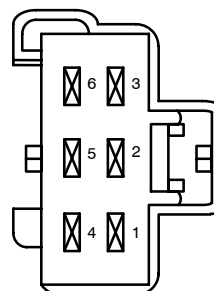


- | | |
|--|---|
| (1) 33-AD8 (YE/BU)
33-AD8A (YE/BU)
33-AD8C (YE/BU) | (4) 32-AD27 (WH/GN) |
| (2) 32-AD6 (WH)
32-AD6A (WH)
32-AD6C (WH) | (5) 15S-HB35 (GN/BK)
15S-HB35A (GN/BK) |
| (3) 34-AD7 (BU/RD)
34-AD7A (BU/RD)
34-AD7C (BU/RD) | (6) 31-LG13 (BK)
31-LG13A (BK) |
| | (7) 49S-LG13 (BU/RD)
49S-LG13A (BU/RD) |
| | (8) 29S-LC41 (OG/WH) |

C808

14A584

F06112

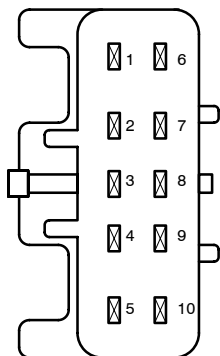


- | | |
|--|---|
| (1) 34-AD7 (BU/RD)
34-AD7B (BU/RD)
34-AD7C (BU/RD) | (4) 15S-HB35 (GN/BK)
15S-HB35B (GN/BK) |
| (2) 33-AD8 (YE/BU)
33-AD8B (YE/BU)
33-AD8C (YE/BU) | (5) 31-HB35 (BK)
31-HB35B (BK) |
| (3) 32-AD6 (WH)
32-AD6B (WH)
32-AD6C (WH) | (6) |

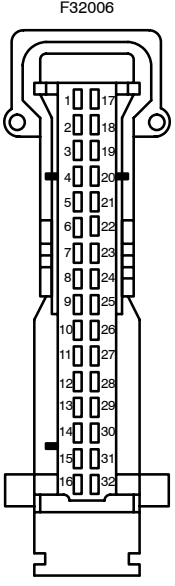
C807

14A584

F10041



- | | |
|-----------------------------------|---|
| (1) 34-AD7A (BU/RD) | (6) 29S-LC41 (OG/WH) |
| (2) 33-AD8A (YE/BU) | (7) 49S-LG13 (BU/RD)
49S-LG13A (BU/RD) |
| (3) 32-AD6A (WH) | (8) 32-AD27 (WH/GN) |
| (4) 15S-HB35A (GN/BK) | (9) 33-AD27 (YE/GN) |
| (5) 31-HB35A (BK)
31-LG13 (BK) | (10) |



F32006

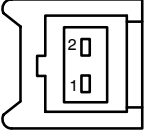
C809 (BK)

14401


(1) 15S-LD13 (GN/OG)	(12)	(22) 5-EC10 (BU)
(2) 91S-GE56A (BK/YE)	(13) 9-RJ30 (BN)	(23) 4-EC10 (GY)
(3) 8-GL37 (WH/GN)	(14) 8-RJ30 (WH)	(24)
(4) 15-GG14 (GN/RD) 15-GG14B (GN/RD)	(15) 75-GG14 (YE/BU) 75-GG14A (YE/BU)	(25) 31S-TA32 (BK/WH) 91S-TA32A (BK/WH) 91S-TA32C (BK/WH)
(5) 10-GL37 (GY/OG)	(16) 15S-LD7 (GN/BU)	(26) 30S-TA31 (RD/BK)
(6) 91-GG14 (BK/OG)	(17) 5-EC7H (BU/RD) 5-EC7Y (BU/RD)	(27) 91S-GG9 (BK/RD)
(7) 9-GA7 (BN/RD)	(18) 4-EC7H (GY/RD) 4-EC7Y (GY/RD)	(28) 91S-GC8 (BK/OG)
(8) 8-GA7 (WH/RD)	(19)	(29) 91S-PG6 (BK/YE)
(9) 29S-GG14 (OG)	(20)	(30) 91S-GE56 (BK/YE)
(10) 91S-BB6 (BK/YE)	(21)	(31) 7-RJ30 (YE)
(11) 8-TC32 (WH/BU)		(32) 29-GG14 (OG)

C810

14K733



F02012

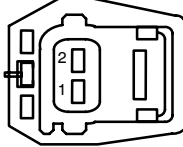


F02572

(1) 91-GC7 (BK/BU) 91-GC7A (BK)	(2) 31S-GC6 (BK/YE)
------------------------------------	---------------------

C813

F221050




F02055

(1) 91-GC8 (BK/OG)	(2) 91S-GC8 (BK/OG)
--------------------	---------------------

C811

14014




F01005

(1) 29S-GL26 (OG/GN)	
----------------------	--

C814

2B325, 14K733



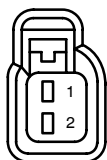
F02058

(1) 8-CF32 (WH) 8-CF32A (WH)	(2) 9-CF32 (BN) 9-CF32A (BN)
---------------------------------	---------------------------------

C815

2B325, 14K733

F02058

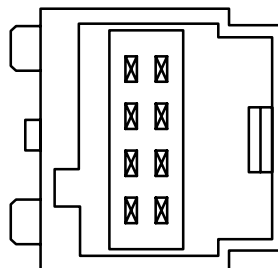


- (1) 8-CF38 (WH)
8-CF38A (WH)
- (2) 9-CF38 (BN)
9-CF38A (BN)

C819

14K138

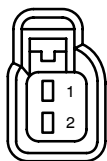
F08304



C816

2B325, 14014

F02058




- (1) 8-CF34 (WH)
- (2) 9-CF34 (BN)

- (1) 33-AD10 (YE/BK)
33-AD11 (YE/VT)
- (2) 32-AD9 (WH/GN)
32-AD10 (WH/BK)
- (3) 34-AD10 (BU/YE)
34-AD10A (BU/YE)
- (4) 32-AD28 (WH/GN)
- (5) 15S-HB36 (GN/OG)
15S-HB36A (GN/OG)
- (6) 31-LG20 (BK)
31-LG20A (BK)
- (7) 49S-LG20 (BU/WH)
49S-LG20A (BU/WH)
- (8) 29S-LC43 (OG/WH)

C817

2B325, 14014

F02058

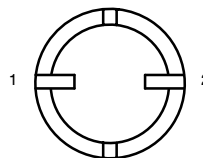


- (1) 8-CF40 (WH)
- (2) 9-CF40 (BN)

C820 (GY)

14014

F02518

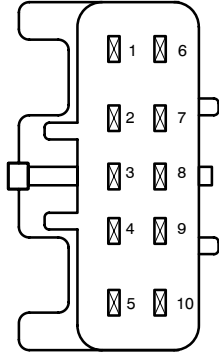


- (1) 31S-LB25A (BK/BU)
- (2) 29-LB25 (OG/BU)

C821

14K138

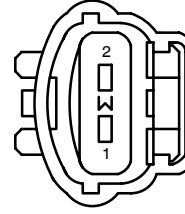
F10041



- | | |
|-----------------------|----------------------|
| (1) 10-AD10 (GY/BK) | (6) 29S-LC43 (OG/WH) |
| (2) 91-AD10 (BK/RD) | (7) 49S-LG20 (BU/WH) |
| (3) 8-AD10 (WH/BK) | 49S-LG20A (BU/WH) |
| (4) 15S-HB36A (GN/OG) | (8) 32-AD28 (WH/GN) |
| (5) 31-HB36A (BK) | (9) 33-AD28 (YE/GN) |
| 31-LG20 (BK) | (10) |

C823 (GY)

F02070

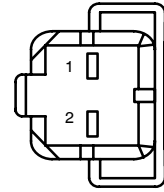


- (1) 8-RJ29 (WH/BU)
- (2) 9-RJ29 (BN/BU)

C824

14014

F02588

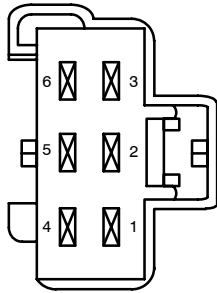


- (1) 91S-PG6 (BK/YE)
- (2) 91-PG6 (BK/YE)

C822

14K138

F06112

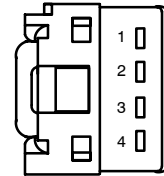


- | | |
|---------------------|----------------------|
| (1) 34-AD10 (BU/YE) | (4) 15S-HB36 (GN/OG) |
| 10-AD10A (GY/BK) | 15S-HB36B (GN/OG) |
| (2) 33-AD11 (YE/VT) | (5) 31-HB36 (BK) |
| 91-AD10A (BK/RD) | 31-HB36B (BK) |
| (3) 32-AD9 (WH/GN) | (6) |
| 8-AD10A (WH/BK) | |

C825

14014

F04272

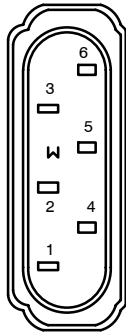


- (1)
- (2) 91S-BB6 (BK/YE)
- (3) 91-BB6 (BK/YE)
- (4)

C826

14014

F06126

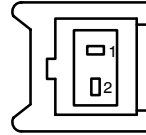


- (1) 5-EC12 (BU/RD)
- (2) 4-EC12 (GY/RD)
- (3) 7-CF67 (YE/RD)
- (4)
- (5) 9-CF67 (BN/RD)
- (6)

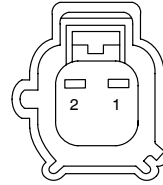
C828

F221050

F02014



F02602

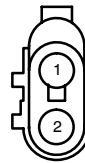


- (1) 33-KA34 (YE/BK)
- (2) 32-KA34 (WH/BK)

C829

14014

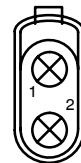
F02005



- (1) 8-CF34 (WH/BU)
- (2) 9-CF34 (BN/BU)

2B325

F02275



- (1) 8-CF34 (WH)
- (2) 9-CF34 (BN)

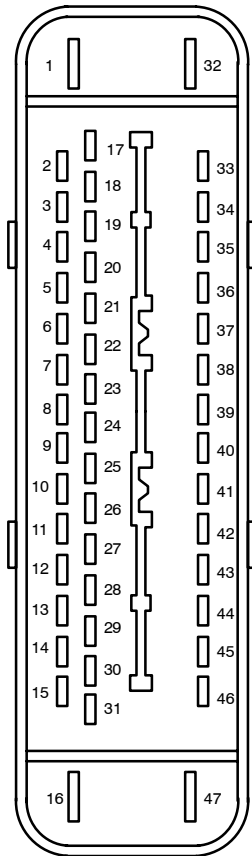
C827

- (1) 91S-LG45A (BK/GN)
15S-TA36A (GN/BK)
- (2) 5-EC7G (BU/RD)
- (4) 15-GG14C (GN/RD)
- (6) 30-TA36 (RD)
- (8) 91S-TA36A (BK/GN)
- (11) 15S-TA36A (GN/BK)
- (14) 31S-TA36A (BK/GN)
- (16) 10-PF36B (GY/OG)
- (19) 91-TA36B (BK/GN)
- (20) 8-PF36B (WH/GN)

C830

14K733

F47006

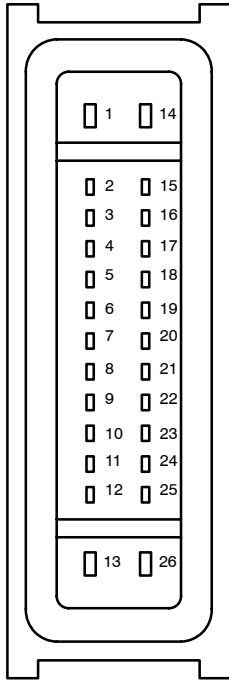


- | | | |
|--|---------------------|----------------------|
| (1) 30-CF13A (RD) | (16) 31-CF6 (BK) | (32) 30-CF6A (RD) |
| (2) | (17) | (33) 9-CF38A (BN) |
| (3) 8-CE8 (WH/BU) | (18) | (34) 8-CF38A (WH) |
| (4) 15-CF6A (GN/YE)
15-CF6E (GN/YE) | (19) | (35) |
| (5) 9-CF1 (BN/RD) | (20) | (36) 8-CF34A (WH/BU) |
| (6) 10-CE8 (GY/VT) | (21) | (37) 9-CF34A (BN/BU) |
| (7) 7-CF1 (YE/RD) | (22) | (38) |
| (8) | (23) | (39) |
| (9) | (24) | (40) |
| (10) | (25) 5-EC12 (BU/RD) | (41) |
| (11) 4-EC7K (GY/RD) | (26) | (42) 9-CF40A (BN/GN) |
| (12) | (27) | (43) 8-CF40A (WH/GN) |
| (13) | (28) | (44) |
| (14) | (29) 4-EC12 (GY/RD) | (45) 8-CF32A (WH) |
| (15) 5-EC7K (BU/RD) | (30) | (46) 9-CF32A (BN) |
| | (31) | (47) 31-CF13A (BK) |

C831

14K733

F26036

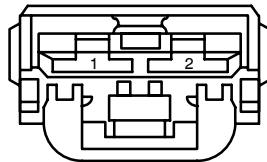


- | | |
|---------------------|---------------------|
| (1) 30-CF6 (RD) | (15) |
| (2) 9-CF34 (BN/BU) | (16) |
| (3) 8-CF34 (WH/BU) | (17) |
| (4) | (18) |
| (5) 8-CF38 (WH) | (19) |
| (6) 9-CF38 (BN) | (20) 15-CF6 (GN/YE) |
| (7) | 15-CF6F (GN/YE) |
| (8) 9-CF32 (BN) | 15-CF6B (GN/YE) |
| (9) 8-CF32 (WH) | (21) 5-EC7F (BU/RD) |
| (10) | (22) |
| (11) 8-CF40 (WH/GN) | (23) 4-EC7F (GY/RD) |
| (12) 9-CF40 (BN/GN) | (24) |
| (13) | (25) |
| (14) 30-CF13 (RD) | (26) 31-CF13 (BK) |

C832

14401

F02664

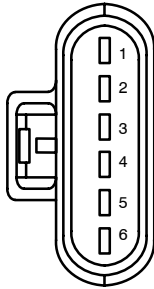


- | |
|-----------------------|
| (1) 15-FA18A (GN/OG) |
| (2) 31S-FA18A (BK/RD) |

C833

12A690

F06272

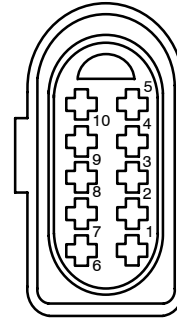


- (1) 91S-RL7 (BK/GN)
- (2) 7-RL7 (YE/GN)
- (3)
- (4) 8-RL7 (WH/GN)
- (5) 15S-RL7 (GN/BK)
- (6) 9-RL7 (BN/GN)

C836

14K733

F10080

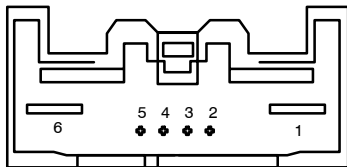


- | | |
|----------------------|----------------------|
| (1) 15S-LE15 (GN/BK) | (6) 31-LE31 (BK) |
| (2) 15S-LE16 (GN/OG) | (7) 9-LE45 (BN) |
| (3) 49S-LG11 (BU/OG) | (8) 31-LE45A (BK/OG) |
| (4) 29S-LF7 (OG/BU) | (9) 8-LE56 (WH/BU) |
| (5) 8-LE45 (WH) | (10) 9-LE56 (BN/BU) |

C834

14401

F06254

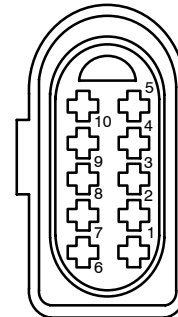


- (1) 31S-FA18A (BK/RD)
- (2) 15S-FA18C (GN/OG)
- (3)
- (4) 49S-FA45 (BU/WH)
- (5)
- (6) 31-FA45 (BK)

C837

14K733

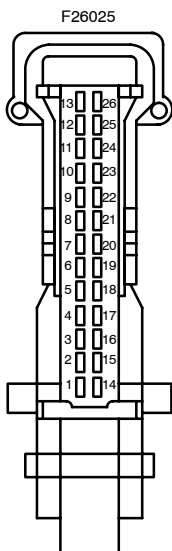
F10080



- | | |
|----------------------|----------------------|
| (1) 15S-LE22 (GN/OG) | (6) 31-LE30 (BK) |
| (2) 15S-LE23 (GN/WH) | (7) 9-LE46 (BN/RD) |
| (3) 49S-LG18 (BU) | (8) 31-LE46A (BK/OG) |
| (4) 29S-LF16 (OG/GN) | (9) 8-LE57 (WH/GN) |
| (5) 8-LE46 (WH/RD) | (10) 9-LE57 (BN/GN) |

C838 (BK)

14401

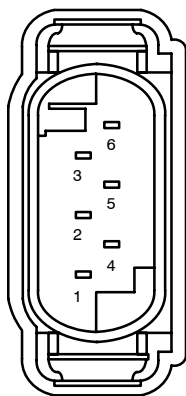


- | | | |
|--------------------|----------------------|----------------------|
| (1) 8-CE8A (WH/BU) | (10) 7-LE54 (YE/BK) | (18) 9-LE56 (BN/BU) |
| (2) 4-EC7N (GY/RD) | 7-LE54B (YE/BK) | (19) 9-LE45 (BN) |
| (3) 5-EC7N (BU/RD) | (11) 9-LE53 (BN/BU) | (20) 9-LE57 (BN/GN) |
| (4) | (12) 9-LE54 (BN/YE) | (21) 9-LE46 (BN/RD) |
| (5) 7-LE57 (YE/GN) | 9-LE54B (BN/YE) | (22) 8-LE57 (WH/GN) |
| (6) 8-LE53 (WH/BU) | (13) | (23) 15-LE58 (GN/OG) |
| (7) 8-LE54 (WH/BK) | (14) 8-LE46B (WH/RD) | (24) 91-LE58 (BK/RD) |
| 8-LE54B (WH/BK) | (15) 8-LE46 (WH/RD) | (25) 7-LE53 (YE/BU) |
| (8) | (16) 8-LE56 (WH/BU) | (26) |
| (9) 7-LE56 (YE/BU) | (17) 8-LE45 (WH) | |

C839

2B325

F06274

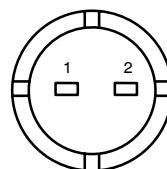


- (1) 9-LE54 (BN/YE)
- (2)
- (3)
- (4) 8-LE54 (WH/BK)
- (5) 7-LE54 (YE/BK)
- (6)

C841 (GY)

14401

F02019

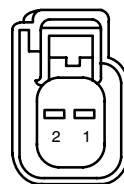


- (1) 29-LC11 (OG/WH)
- (2) 31S-LC11 (BK/WH)

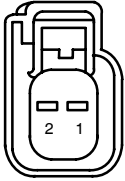
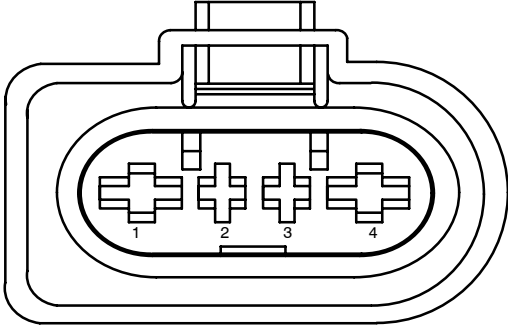
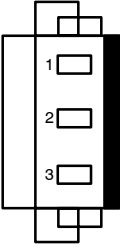
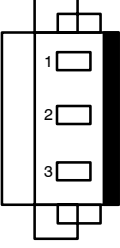
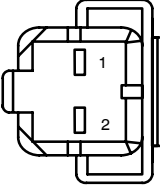
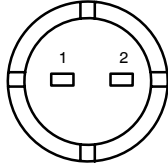

C842

14K733

F02574

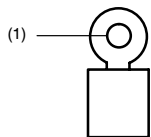


- (1) 31-LE56 (BK)
- (2) 7-LE56 (YE/BU)

<p>C843 14K733 F02574</p>  <p>(1) 31-LE57 (BK) (2) 7-LE57 (YE/GN)</p>	<p>C848 14K733 F04190</p>  <p>(1) 32-KA11 (WH/BK) (2) 32-KA10 (WH/GN) (3) 31S-KA9 (BK/OG) (4) 31-KA9B (BK)</p>
<p>C844 (BK) 14335 F03182</p>  <p>(1) 91-LB16 (BK/RD) (2) (3) 29-LB16 (OG/GN)</p>	<p>C845 (BK) 14335 F03182</p>  <p>(1) 91-LB23 (BK/WH) (2) (3) 29-LB23 (OG/WH)</p>
<p>C846 14401 F02588</p>  <p>(1) 29-LB8 (OG) (2) 31-LB8 (BK)</p>	<p>C849 (GY) 14401 F02019</p>  <p>(1) 29-LC23 (OG/WH) (2) 31S-LC23 (BK/WH)</p>
	<p>C851 14401 F02590</p>  <p>(1) 15-FC9 (GN/OG) (2) 8-CF9 (WH/BK)</p>

C854

F01002




(1) 15S-RD15A (GN/OG)

C858

12A690

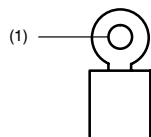
F02570



(1) 15-RL50 (GN/BU)
15S-RL50 (GN/BU)
(2) 91S-RL50 (BK/BU)

C855

F01002

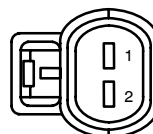


(1) 15S-RD15B (GN/OG)

C859

12A690

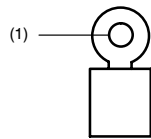
F02570



(1) 15-RL42 (GN/BU)
15S-RL42 (GN/BU)
(2) 91S-RL42 (BK/BU)

C856

F01002

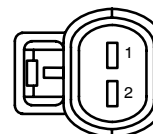


(1) 15S-RD15C (GN/OG)

C860

12A690

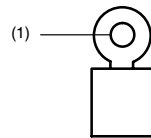
F02570



(1) 15S-RJ37 (GN/BK)
(2) 15-RJ37 (GN/BK)
(3)

C857

F01002

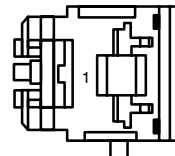


(1) 15S-RD15D (GN/OG)

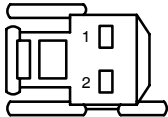
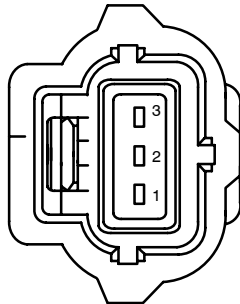
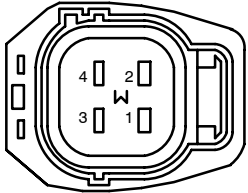


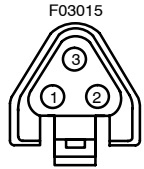

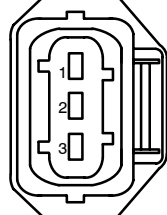
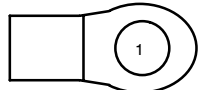
C861

14K733

F01038




(1) 30-FC9 (RD)

<p style="text-align: center;">C863</p> <p style="text-align: center;">14014</p> <p style="text-align: center;">F02047</p>  <ul style="list-style-type: none"> (1) 91S-AB6 (BK/RD) 91S-AB6 (BK/RD) + 91S-AB6A (BK/RD) (2) 91-AB6 (BK/RD) 	<p style="text-align: center;">C870</p> <p style="text-align: center;">12A690</p> <p style="text-align: center;">F03312</p>  <p style="text-align: center;">F04128</p>  <ul style="list-style-type: none"> (1) 4-EB6 (GY) 4-EB6A (GY) 4-EB6B (GY) (2) 5-EB6 (BU) 5-EB6A (BU) 5-EB6B (BU) 8-EE1 (WH/RD) 8-EE1A (WH/RD) (3) 30-BA10 (RD) 30-BA10B (RD) 30-BA10D (RD) (4)
<p style="text-align: center;">C864</p> <p style="text-align: center;">12A690</p> <p style="text-align: center;">F03015</p>  <p style="text-align: center;">F02572</p>  <ul style="list-style-type: none"> (1) 15S-LG9 (GN/BK) 31-LG28 (BK) (2) 15-LG28 (GN/WH) 15S-LG3 (GN/YE) (3) 	<p style="text-align: center;">C866 (BK)</p> <p style="text-align: center;">12A690</p> <p style="text-align: center;">F03015</p>  <p style="text-align: center;">F02675</p>  <ul style="list-style-type: none"> (1) 15S-LG9 (GN/BK) (2) 15-LG28 (GN/WH) (3)
<p style="text-align: center;">C868</p> <p style="text-align: center;">9H589</p> <p style="text-align: center;">F03314</p>  <ul style="list-style-type: none"> (1) 7-RJ20 (YE/GN) (2) 9-RJ20 (BN/GN) (3) 8-RJ20 (WH/GN) 	<p style="text-align: center;">C871</p> <p style="text-align: center;">14A280</p> <p style="text-align: center;">F01014</p>  <ul style="list-style-type: none"> (1) 30-BA6 (RD) 30-BA6A (RD)

C872

12A690

F04274

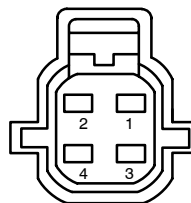


- (1) 9-RJ40 (BN/GN)
- (2) 8-RJ17 (WH/VT)
- (3) 7-RJ40 (YE/GN)
- (4) 8-RJ40 (WH/GN)

C882

14K733

F04170

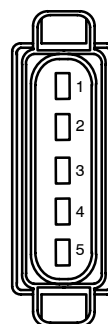


- (1) 91-FA38 (BK/OG)
- (2) 91S-PA13 (BK/BU)
- (3) 91-PA13 (BK/BU)
- (4) 91S-FA17 (BK/RD)

C886

9H589

F05148



- (1) 8-RL46 (WH/BK)
- (2) 9-RL46 (BN/YE)
- (3) 91S-RL27 (BK/RD)
- (4) 8-RL27 (WH/BK)
- (5) 15-RL27 (GN/OG)

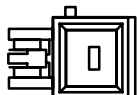
C875

- (1) 9-TC32 (BN/BU)
- (2) 8-TC32 (WH/BU)
- (3) 7-TC32 (YE/BU)

C878

14K733

F01048

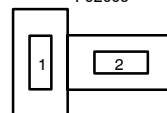


- (1) 31-FC9 (BK)
- 31-FC9A (BK)

C890

14335

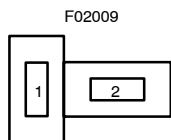
F02009



- (1) 31S-LB12 (BK/YE)
- (2) 91-LC7 (BK/BU)
- 91-LC7A (BK/BU)+
- 91-LB6A (BK/YE)
- 91-LC7A (BK/BU)+
- 91-LG6A (BK/YE)

C891

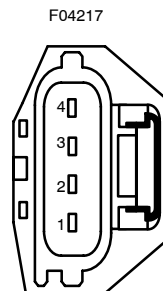
14335



- (1) 31S-LC17 (BK/YE)
- (2) 91-LC17 (BK/YE)

C895 (BK)

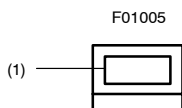
12A690



- (1) 8-RJ40 (WH/GN)
- (2) 7-RJ40 (YE/GN)
- (3) 8-RJ17 (WH/VT)
- (4) 9-RJ40 (BN/GN)

C892

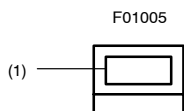
14335



- (1) 29-LC17 (OG/YE)

C893

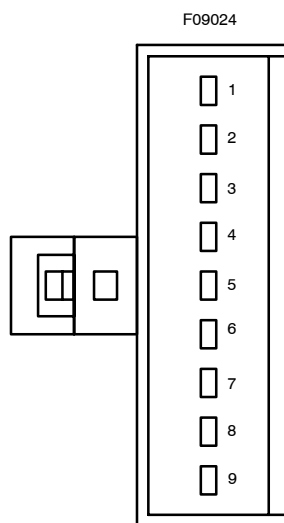
14335



- (1) 29-LC7A (OG/BU)
- 29-LC7B (OG/BU)
- 29-LC7B (OG/BU)+
- 29-LC6B (OG/YE)

C896 (BK)

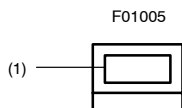
14401



- | | |
|---------------------|---------------------|
| (1) 15S-JA8 (GN/RD) | (6) 91S-GJ7 (BK/BU) |
| (2) 91S-JA8 (BK/OG) | (7) 91-PG30 (BK/WH) |
| (3) | (8) |
| (4) 9-PG13 (BN) | (9) |
| (5) 8-PG13 (WH) | |

C894

14335




- (1) 29S-LC7K (OG/BU)

C897

14K733

F02572

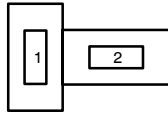


- (1) 91-GL7 (BK)
91-GL7A (BK)
- (2) 31S-GL7 (BK/YE)

C898

14335

F02009

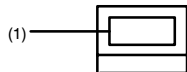


- (1) 31S-LB6 (BK/YE)
- (2) 91-LB6A (BK/YE)
91-LB6 (BK/YE)

C899

14335

F01005

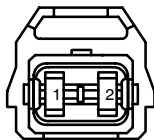


- (1) 29-LB6B (OG/YE)
29-LB6 (OG/YE)

C902

12A690

F02662

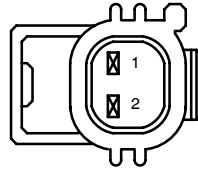


- (1) 15-RL2 (GH/BU)
- (2) 31S-RL2 (BK/OG)

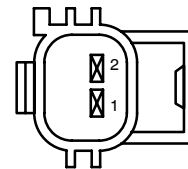
C903

12A690

F02064



F02066

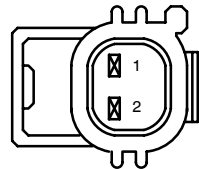


- (1) 8-RJ18 (WH/BK)
9-RJ18 (BN/YE)
- (2) 8-RJ18 (WH/BK)
9-RJ18 (BN/YE)

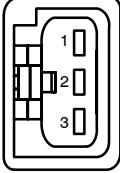



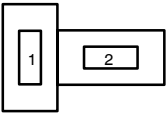

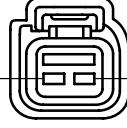
C904

9H589, 12A690

F02064



- (1) 8-RJ19 (WH/RD)
- (2) 9-RJ19 (BN/RD)

<p style="text-align: center;">C906</p> <p style="text-align: center;">12A690</p> <div style="display: flex; justify-content: space-around;"> <div style="text-align: center;"> <p>F03178</p>  </div> <div style="text-align: center;"> <p>F03308</p>  </div> </div> <p>(1) 7-RJ3 (YE/VT) 7-RJ3A (YE/VT)</p> <p>(2) 8-RJ3 (WH/VT) 9-RJ3 (BN/WH)</p> <p>(3) 8-RJ3 (WH/VT) 9-RJ3 (BN/WH)</p>	<p style="text-align: center;">C912a</p> <p>(1) 31-HA6A (BK) (2) 29-HA6A (OG/YE)</p>
<p style="text-align: center;">C911</p> <p style="text-align: center;">14401</p> <p style="text-align: center;">F01005</p> <div style="text-align: center;"> <p>(1) </p> </div> <p>(1) 29S-LK15 (OG)</p>	<p style="text-align: center;">C914 (BK)</p> <p style="text-align: center;">9H589</p> <p style="text-align: center;">F02109</p> <div style="text-align: center;">  </div> <p>(1) 8-RR5 (WH) (2) 15-RR5 (GN/YE)</p>
<p style="text-align: center;">C912</p> <p style="text-align: center;">14401</p> <p style="text-align: center;">F02009</p> <div style="text-align: center;">  </div> <p>(1) 31-HA6 (BK) (2) 29-HA6 (OG/YE) 29-HA6 (OG/YE) + 9-HA6A (OG/YE)</p>	<p style="text-align: center;">C915 (BK)</p> <p style="text-align: center;">9H589</p> <p style="text-align: center;">F02109</p> <div style="text-align: center;">  </div> <p>(1) 8-RR6 (WH/RD) (2) 15-RR6 (GN/BU)</p>
<p style="text-align: center;">C916 (BK)</p> <p style="text-align: center;">9H589</p> <p style="text-align: center;">F02109</p> <div style="text-align: center;">  </div> <p>(1) 8-RR7 (WH/BU) (2) 15-RR7 (GN/RD)</p>	

C917 (BK)

9H589

F02109

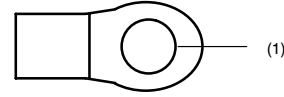


- (1) 8-RR8 (WH/GN)
- (2) 15-RR8 (GN/BK)

C922

13927

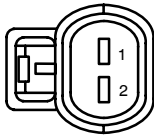
F01014



- (1) 91-PG30A (BK/WH)

C918

F02570

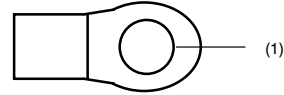


- (1) 15-RL2 (GN/BU)
- (2) 31S-RL2 (BK/OG)

C923

13927

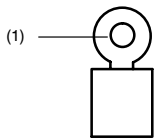
F01014



- (1) 91S-GJ7 (BK/BU)

C920

F01002

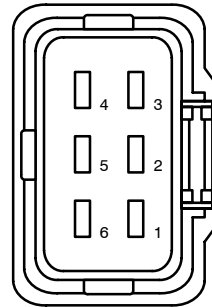


- (1) 91-JA48 (BK/GN)

C924

12A690

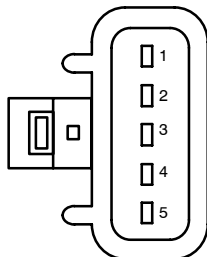
F06110



- (1) 91S-PA51 (BK/OG)
- (2) 15-PA51 (GN/RD)
- (3) 91S-PA52 (BK/GN)
- (4) 91S-PA53 (BK/RD)
- (5) 15-PA52 (GN/BK)
- (6) 91S-PA54 (BK/WH)

C921

F05113




- (1)
- (2)
- (3)
- (4) 91S-GJ7 (BK/BU)
- (5) 91-PG30 (BK/WH)

C925

12A690

F02586

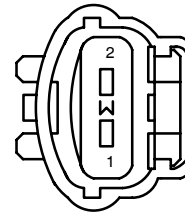


- (1) 31S-RL2 (BK/OG)
- (2) 15-RL2 (GN/RD)

C928

12A690

F02070

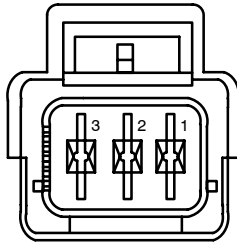


- (1) 8-TA27 (WH/VT)
- (2) 9-TA27 (BN/WH)

C926 (BK)

12A690

F03290




- (1) 7-RJ4 (YE/RD)
- 9-RJ4 (BN/RD)
- 9-RJ17 (BN/WH)
- (2) 8-RJ4 (WH/RD)
- 8-RJ17 (WH/VT)
- (3) 9-RJ4 (BN/RD)
- 7-RJ4 (YE/RD)

C929

14014

F03094

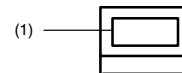


- (1) 29S-LF20A (OG)
- (2) 15S-LG21 (GN/BK)
- (3) 31-LF24A (BK)

C930

14401

F01005

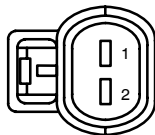


- (1) 31S-GE44 (BK/RD)

C927

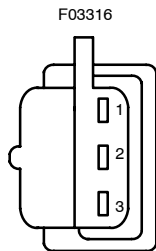
12A690

F02570



- (1) 91S-PC31 (BK/GN)
- (2) 15-PC31 (GN/BK)

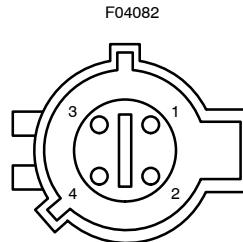
C931



- (1) 31-TA53 (BK)
- (2)
- (3) 15-TA53 (GN/OG)

C934 (BU)

12A690

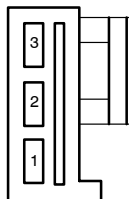


- (1) 15-RJ14 (GN/YE)
- (2) 91S-RJ26 (BK/GN)
- (3) 9-RJ15 (BN/RD)
- (4) 8-RJ26 (WH/GN)

C933 (GY)

14014

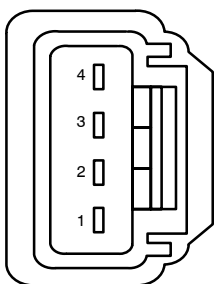
F03284



- (1) 91S-RP3 (BK/RD)
- (2) 91S-RH5 (BK/BU)
- (3)

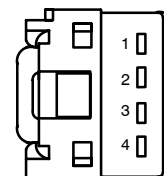
C937
14A584

F04232



- (1) 8-MD28 (WH)+
8-MD28A (WH)
- (2)
- (3)
- (4) 10-MD28 (GY)+
10-MD28A (GY)

F04272



700-07-00

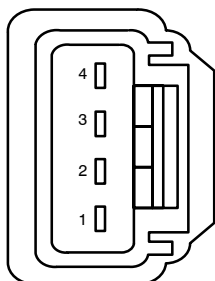
Connector Views

700-07-00

-130

14K138

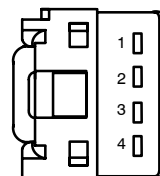
F04232



C938

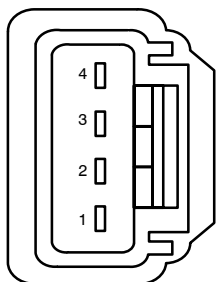
- (1) 8-MD28 (WH)+
8-MD28A (WH)
- (2)
- (3)
- (4) 10-MD28 (GY)+
10-MD28A (GY)

F04272



14240

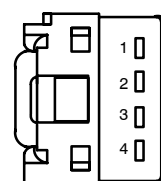
F04232



C939

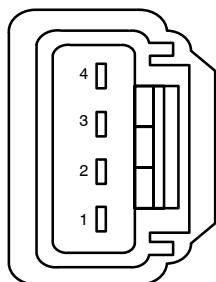
- (1) 8-MD11B (WH/VT) +
8-MD29A (WH/VT) +
8-MD11C (WH/VT) +
8-MD29A (WH/VT)
- (2)
- (3)
- (4) 10-MD11B (GY/WH) +
10-MD29A (GY/WH) +
10-MD11C (GY/WH) +
10-MD29A (GY/WH)

F04272



14240

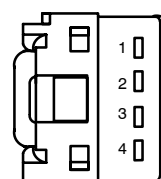
F04232



C939a

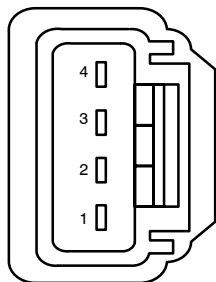
- (1) 8-MD29 (WH/VT)+
8-MD29A (WH/VT)
- (2)
- (3)
- (4) 10-MD29A (GY/WH)
10-MD29 (GY/WH)+
10-MD29A (GY/WH)

F04272



14240

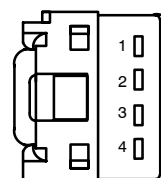
F04232



C939b

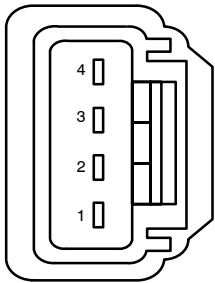
- (1) 8-MD29 (WH/VT)+
8-MD29A (WH/VT)
- (2)
- (3)
- (4) 10-MD29 (GY/WH)+
10-MD29A (GY/WH)

F04272



14240

F04232

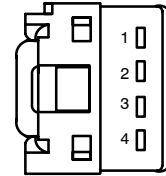


- (1) 8-MD18C (WH) +
8-MD29C (WH/VT)
- (2)
- (3)

C940

- (4) 10-MD18C (GY) +
10-MD29C (GY/WH)
- 10-MD18B (GY) +
10-MD29C (GY/WH)

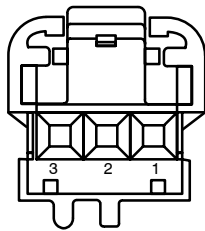
F04272



C941

14A584

F03298

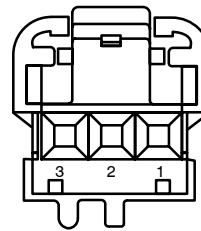


- (1) 8-MD28A (WH)
- (2)
- (3) 10-MD28A (GY)

C942

14240

F03298

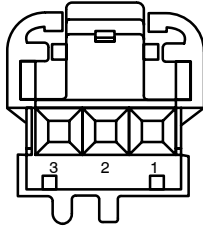


- (1) 8-MD29A (WH/VT)
- (2)
- (3) 10-MD29A (GY/WH)

C942a

14240

F03298

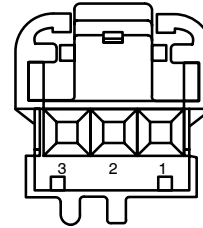


- (1) 8-MD29A (WH/VT)
- (2)
- (3) 10-MD29A (GY/WH)

C943

14K138

F03298

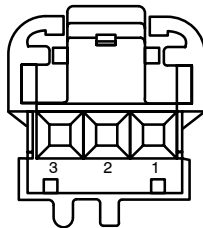


- (1) 8-MD28A (WH)
- (2)
- (3) 10-MD28A (GY)

C942b

14240

F03298

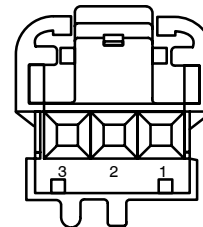


- (1) 8-MD29A (WH/VT)
- (2)
- (3) 10-MD29A (GY/WH)

C944

14014

F03298

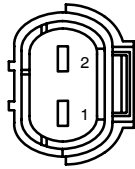


- (1) 8-MD29C (WH/VT)
- (2)
- (3) 10-MD29C (GY/WH)

C945

12A690

F02580



- (1) 15S-PE8 (GN/RD)
- (2) 31-PE8 (BK)

C949

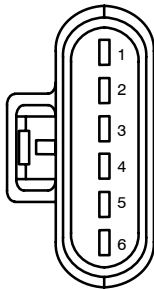
14014

- (1) 7-RL7 (YE/GN)
- (2) 91S-RL7 (BK/GN)
- (3) 15S-RL7 (GN/BK)
- (4) 8-RL7 (WH/GN)
- (5) 9-RL7 (BN/GN)

C946

12A690

F06272

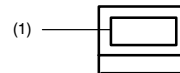


- (1) 7-RJ45 (YE/RD)
- (2)
- (3) 15S-RJ45 (GN/BU)
- (4) 91S-RJ45 (BK/BU)
- (5) 9-RJ45 (BN/RD)
- 9-RJ45B (BN/RD)
- (6) 8-RJ45 (WH/RD)

C950

17N400

F01005

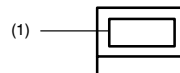


- (1) 15S-HB19 (GN/BU)
- 31-HB19 (BK)

C951

17N400

F01005

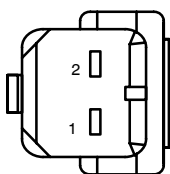


- (1) 15S-HB19 (BK)
- 15S-HB19B (GN/BU)
- 31-HB19 (BK)
- 15S-HB19A (GN/BU)

C947

14014

F02582




- (1) 8-GN26 (WH)
- (2) 10-GN26 (GY)

C952

12A690

F02572




- (1) 15S-FA6 (GN/YE)
- (2) 31-FA6 (BK)

C956 (GN)

12A690

F04124

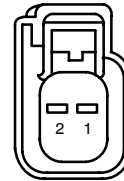


- (1) 15-RJ25 (GN/RD)
- (2) 91S-RJ26A (BK/GN)
- (3) 9-RJ25A (BN/BU)
- (4) 8-RJ25A (WH/BU)

C957

12A690

F02574




- (1) 31-FA6 (BK)
- 31-FA6B (BK)
- (2) 15S-FA6 (GN/YE)
- 15S-FA6B (GN/YE)
- 15S-FA6C (GN/YE)

C953

12A690

F03308

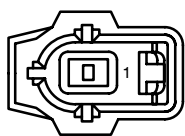


- (1) 7-RJ37 (YE/GN)
- (2) 9-RJ37 (BN/GN)
- (3) 8-RJ37 (WH/GN)

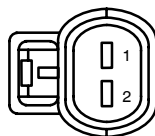
C954

12A690

F01016



F02570

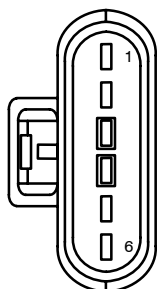


- (1) 31S-GC21 (BK/GN)
- (2) 31S-GC21 (BK/GN)

C958


12A690

F06266



- (1) 7-RL7 (YE/GN)
- (2) 91S-RL7 (BK/GN)
- (3) 15S-RL7 (GN/BK)
- (4) 8-RL7 (WH/GN)
- (5) 9-RL7 (BN/GN)
- (6)

F03308

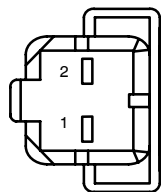


- (1) 7-RJ37A (YE/GN)
- (2) 9-RJ37A (BN/GN)
- (3) 8-RJ37A (WH/GN)

C961

14401

F02588

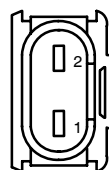


- (1)
- (2) 31-PE8 (BK)

C963

12A690

F02586




- (1) 15-RL2 (GN/RD)
15-RL2A (GN/RD)
- (2) 31S-RL2 (BK/OG)

C959 (GN)

12A690

F04124



- (1) 91S-RJ25 (BK/OG)
- (2) 15-RJ25 (GN/RD)
- (3) 9-RJ25 (BN/BU)
- (4) 8-RJ25 (WH/BU)

C964

12A690

F01002




- (1) 15S-RD15E (GN/OG)

C960 (BU)

12A690

F04082




- (1) 91S-RJ14 (BK/YE)
- (2) 15-RJ14 (GN/YE)
- (3) 9-RJ14 (BN)
- (4) 8-RJ14 (WH)

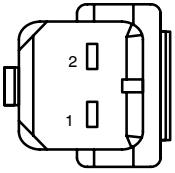

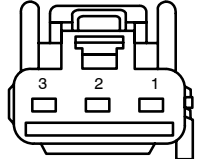
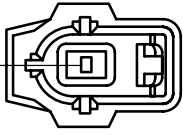
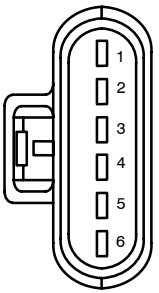
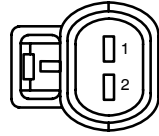
C965

14K733

F04195




- (1) 9-FA88 (BN/WH)
- (2) 7-FA88 (YE/VT)
- (3) 8-FA88 (WH/VT)

<p style="text-align: center;">C970</p> <p style="text-align: center;">9H589</p> <p style="text-align: center;">F02582</p>  <ul style="list-style-type: none"> (1) 15S-PE8 (GN/RD) 31-PE8 (BK) (2) 31-PE8 (BK) 15S-PE8 (GN/RD) 	<p style="text-align: center;">C974</p> <p style="text-align: center;">14K733</p> <p style="text-align: center;">F02005</p>  <ul style="list-style-type: none"> (1) 9-GE38 (BN/YE) (2) 8-GE38 (WH/BK)
<p style="text-align: center;">C971 (GY)</p> <p style="text-align: center;">17N400</p> <p style="text-align: center;">F03196</p>  <ul style="list-style-type: none"> (1) 29-KA28 (BK) 29-KA28A (OG/BU) (2) 32-KA28 (BK) 32-KA28A (WH/RD) (3) 31-KA28 (BK) 	<p style="text-align: center;">C978</p> <p style="text-align: center;">12A690</p> <p style="text-align: center;">F01016</p>  <ul style="list-style-type: none"> (1) 31S-GC20 (BK/OG)
<p style="text-align: center;">C983 (YE, BU)</p> <p style="text-align: center;">12A690</p> <div style="display: flex; justify-content: space-around;"> <div data-bbox="295 1321 486 1657"> <p style="text-align: center;">F06272</p>  <ul style="list-style-type: none"> (1) 7-RJ48 (YE/GN) (2) (3) 91S-RJ48 (BK/GN) (4) 15S-RJ48 (GN/BK) (5) 9-RJ48 (BN/GN) (6) 8-RJ48 (WH/GN) </div> <div data-bbox="1093 1321 1284 1635"> <p style="text-align: center;">F02570</p>  <ul style="list-style-type: none"> (1) 15S-RJ48 (GN/BK) (2) 91S-RJ48 (BK/GN) </div> </div>	

C984

12A690

F03308

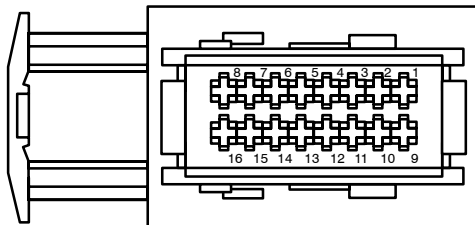


- (1) 9-RL22 (BN/YE)
- (2) 7-RL22 (YE/BK)
- (3) 8-RL22 (WH/BK)

C985

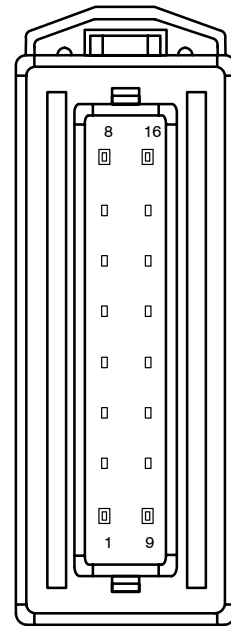
14014

F16076



- (1) 29-RE43 (OG/YE)
- (2)
- (3) 15-RE43 (GN/YE)
15-RE43A (GN/YE)
- (4)
- (5)
- (6) 5-EC7E (BU/RD)
5-EC7V (BU/RD)
- (7) 4-EC7E (GY/RD)
4-EC7V (GY/RD)
- (8) 31-RE43 (BK)
31-RE43B (BK)
- (9) 15S-RS22 (GN/BK)
- (10) 31-RS22 (BK)
- (11) 7-RS22 (YE/GN)
- (12)
- (13)
- (14)
- (15) 9-RJ49 (BN/YE)
- (16) 8-RJ49 (WH/BK)


F16092



C986

14014

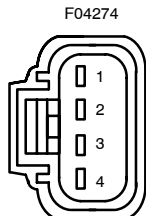
F02572



- (1) 8-RJ49 (WH/BK)
- (2) 9-RJ49 (BN/YE)

C987

2B325

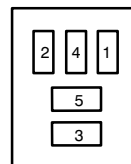


- (1) 15S-RS22 (GN/BK)
- (2) 31-RS22 (BK)
- (3)
- (4) 7-RS22 (YE/GN)

C1003

14K733

F05064

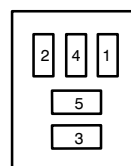


- (1) 15-LG45 (GN/BK)
- (2) 91S-LG45 (BK/GN)
- (3) 15-LG28 (GN/WH)+
15-LG46 (GN/OG)
15-LG46 (GN/OG)
- (4)
- (5) 15S-LG9 (GN/BK)+
15S-LG46 (GN/OG)
15S-LG46 (GN/OG)

C1005

14K733

F05064

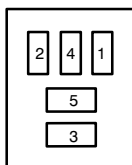


- (1) 15-PE16 (GN/WH)
- (2) 31-PE16 (BK)
- (3) 30-PE17 (RD)
- (4)
- (5) 15S-PE8 (GN/RD)

C1001

14K733

F05064

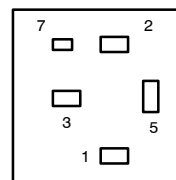


- (1) 15-BB16 (GN/OG)
- (2)
- (3) 50-BB16A (GY/BK)+
50-BB16B (GY/BK)
- (4)
- (5)

C1007

14K733

F05090

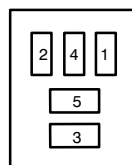


- (1) 15-HB7 (GN/BU)
- (2) 31S-HB7 (BK/BU)
- (3) 30-HB7 (RD)
- (4)
- (5) 64S-DC16 (BU/RD) +
64S-DC18 (BU/RD)

C1002

14K733

F05064

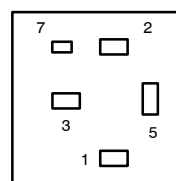


- (1) 30-GJ7 (RD)
- (2) 91S-GJ7 (BK/BU)
- (3) 30-GJ8 (RD)
- (4)
- (5) 29S-GJ1 (OG/BU)

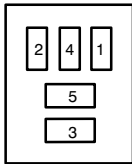
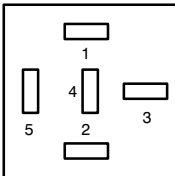
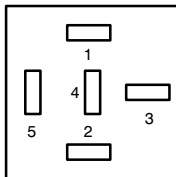
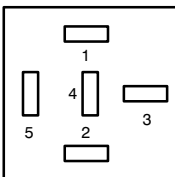
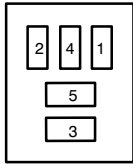
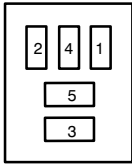
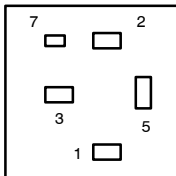
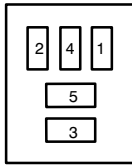
C1008

14K733

F05090



- (1) 15-BB7 (GN/BU)
15-BB17A (GN/BU)
- (2) 31S-BB7 (BK/BU)
- (3) 30-BB8 (RD)
- (4)
- (5) 15-DA3 (GN/RD)

<p style="text-align: center;">C1009</p> <p style="text-align: center;">14K733</p> <p style="text-align: center;">F05064</p>  <ul style="list-style-type: none"> (1) 15-KA24 (GN/OG) (2) 31S-KA24 (BK/RD) (3) 15S-KA21 (GN/YE) (4) 31-KA21A (BK) 31-KA21B (BK) (5) 30-KA25 (RD) 	<p style="text-align: center;">C1013</p> <p style="text-align: center;">14K733</p> <p style="text-align: center;">F05051</p>  <ul style="list-style-type: none"> (1) 50-BB16D (GY/BK) 50-BB16 (GY/BK) 50-BB16C (GY/BK) 50-BB16G (GY/BK) + 50-BB16D (GY/BK) (2) 31S-BB16 (BK/RD) (3) 30-BB17 (RD) (4) (5) 50-BB12 (GY)
<p style="text-align: center;">C1010</p> <p style="text-align: center;">14K733</p> <p style="text-align: center;">F05051</p>  <ul style="list-style-type: none"> (1) 30-FA23 (RD) (2) 31S-FA23 (BK/BU) (3) 30-FA24 (RD) 30-FA23 (RD) + 30-FA24 (RD) (4) (5) 15-FA18 (GN/OG) 15-FA18D (GN/OG) 	<p style="text-align: center;">C1014</p> <p style="text-align: center;">14K733</p> <p style="text-align: center;">F05051</p>  <ul style="list-style-type: none"> (1) 30-RH9 (RD) (2) 91S-RH9 (BK/BU) (3) 30-RH10 (RD) + 30-RH9 (RD) (4) (5)
<p style="text-align: center;">C1011</p> <p style="text-align: center;">14K733</p> <p style="text-align: center;">F05064</p>  <ul style="list-style-type: none"> (1) 15-FA11 (GN/YE) 15-FA11A (GN/YE) 15-FA11B (GN/YE) (2) 31S-FA11 (BK/YE) (3) 30-FA2 (RD) (4) (5) 15S-FA6 (GN/YE) 	<p style="text-align: center;">C1015</p> <p style="text-align: center;">F05064</p>  <ul style="list-style-type: none"> (1) 15S (2) 31 (3) 30 (4) (5) 15S
<p style="text-align: center;">C1012</p> <p style="text-align: center;">14K733</p> <p style="text-align: center;">F05090</p>  <ul style="list-style-type: none"> (1) 15-RD15A (GN/OG) 91S-PA7 (BK/BU) 91S-PA7A (BK/BU) (2) 15-PA7 (GN/BU) 91S-RD15 (BK/RD) (3) 30-DC15 (RD) 30-RD15 (RD) (4) (5) 15S-RD15E (GN/OG) 30-PA8A (RD) (6) (7) 31-PA8 (BK) 	<p style="text-align: center;">C1019</p> <p style="text-align: center;">F05064</p>  <ul style="list-style-type: none"> (1) 15 (2) 91S (3) 30 (4) (5) 15S

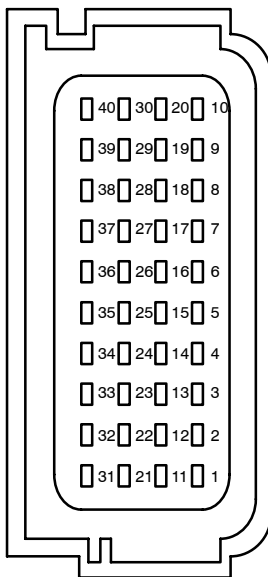
C1020

- 15S-BB18 (GN/BK)
- 30S-LE29 (RD/GN)
- 91-BB18 (BK/GN)
- 15-DA5 (GN/OG)
- 30-BB19A (RD)
- 30-BB19D (RD)

C1430

14014

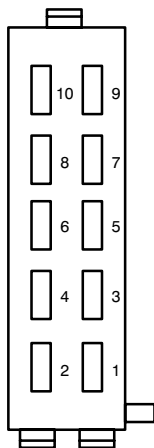
F40005



- | | | | |
|----------------------|-----------------------|---------------------|-------------------------------------|
| (1) 91S-JA33 (BK/BU) | (12) | (22) | (32) |
| (2) 15S-JA33 (GN/BU) | (13) 15S-JA34 (GN/OG) | (23) | (33) 8-JA52 (WH/GN) |
| (3) | (14) 91S-JA34 (BK/RD) | (24) | (34) 9-JA10 (BN/YE)
9-JA54A (BN) |
| (4) | (15) | (25) 8-JA54 (WH) | (35) |
| (5) | (16) | (26) 8-JA39 (WH) | (36) |
| (6) | (17) 9-JA50 (BN/YE) | (27) 9-JA39 (BN) | (37) |
| (7) 15S-JA38 (GN/OG) | (18) 8-JA50 (WH/BK) | (28) 9-JA40 (BN/WH) | (38) |
| (8) 91S-JA38 (BK/RD) | (19) 91S-JA37 (BK/GN) | (29) 8-JA40 (WH/VT) | (39) |
| (9) 9-JA51 (BN/RD) | (20) 15S-JA37 (GN/BK) | (30) 8-JA55 (WH/BK) | (40) |
| (10) 8-JA51 (WH/RD) | (21) | (31) | |
| (11) | | | |

C2002


F10045



- | | |
|--|---------------------------|
| (1) (RD)
30-ND16 (RD) | (5) (WH)
49S-LG12 (WH) |
| (2) (VT)
97-ND6 (VT) | (6) 49S-LG19 (GN/RD) |
| (3) (BN)
99-ND7 (BN)
99-ND7A (BN)
99-ND8A (BN) | (7) 88-ND6 (BU) |
| (4) (BK/RD) + (BK/RD)
15S-LG14A (BK/RD)
15S-LG14 (BK/RD)+
15S-LG14A (BK/RD) | (8) 49S-LG12A (GY/WH) |
| | (9) 96-ND6 (BU/RD) |
| | (10) 49S-LG19A (GN/YE) |

C2004


F03094



- (1) (OG/WH)
29S-LF11A (OG/WH)
- (2) 15S-LG14A (BK/RD)
- (3) 31-LF23A (BK)

C2005

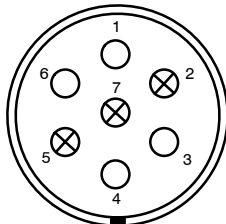
F02572



- (1) 49S-LG12A (GY/WH)
- (2) 31-LF23B (BK)

C2003


F07031



- | | |
|--|--------------------------------|
| (1) (BU)
88-ND6 (BU) | (4) (BU/RD)
96-ND6 (BU/RD) |
| (2) (RD/YE)
15S-ND6 (RD/YE)
99-ND6 (RD/YE) | (5) (OG)
87S-ND6 (OG) |
| (3) (BN)
99-ND6 (BN/WH)
99-ND6 (BN) | (6) (VT)
97-ND6 (VT) |
| | (7) (OG/WH)
87S-ND7 (OG/WH) |

C2006


F02572



- (1) 49S-LG19A (GY/YE)
- (2) 31-LF24B (BK)

C2007

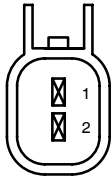
F03094



- (1) (OG)
- (2) 31-LF24A (BK)
- (3) (GN)

C2008

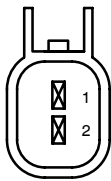
F02062



- (1) 49S-LG12 (WH)
- (2) 31-LF23 (BK)

C2009

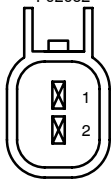
F02062



- (1) 49S-LG19 (GN/RD)
- (2) 31-LF24 (BK)

C2010

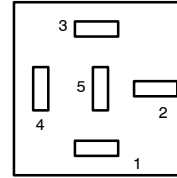
F02062



- (1) (RD/WH)
15S-LD6 (RD/WH)
- (2) (GN)
31-LD6 (GN)
31-LD7 (GN)

C2011

F05051



- (1) 99-ND7A (BN)
99-ND7B (BN)
99-ND8B (BN)
(BN)
- (2) 15S-ND6 (RD/YE)
99-ND6 (RD/YE)
(RD/YE)
- (3) 15S-LG6 (RD/WH)
15S-LD6 (RD/WH)
15S-LD6B (VT/YE)
(RD/WH)
- (4) 15S-LG6A (VT/YE)
15S-LD6C (RD/WH)
(VT/YE)
- (5) 15S-LG16B (VT/OG)
15S-LG16C (BK/BU)
15S-LG16C (YE/BU)
15S-ND16C (VT/OG)

C2012

F02572



- (1) (VT/YE)
15S-LG6A (VT/YE)
- (2) (GN)
31-LD7 (GN)

C2013

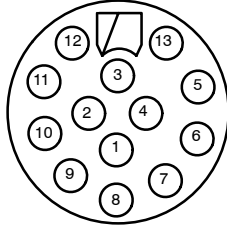
F02572



- (1) (VT/YE)
15S-LG6A (VT/YE)
- (2) (GN)
31-LD6 (GN)

C2014

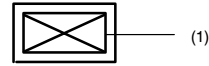
F13006



- | | |
|--------------------------------|----------------------|
| (1) 88-ND6 (BU) | (8) 15S-ND16 (VT/OG) |
| (2) 15S-ND6 (RD/YE) | (9) 30-ND17 (RD) |
| (3) 99-ND6 (BN/WH) | (10) 86-ND6 (YE) |
| (4) 96-ND6 (BU/RD) | (11) 99-ND7 (BN/WH) |
| (5) (OG)
87S-ND6 (OG) | (12) |
| (6) 97-ND6 (VT) | (13) 99-ND8 (BN) |
| (7) (OG/WH)
87S-ND7 (OG/WH) | 99-ND8C (BN) |
| | 99-ND8D (BN) |

C2017

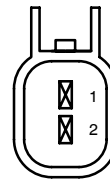
F01028



- (1) (YE)
86-ND6 (YE)

C2023

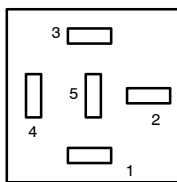
F02062



- (1) 15S-LG6 (RD/WH)
15S-ND16B (BK/BU)
- (2) (GN)
31-LD6 (GN)

C2015


F05051



- (1) 99-ND8C (BN/WH)
99-ND8C (BN)
(BN)
- (2) 30-ND16A (RD)
- (3) 15S-LG16 (BK)
15S-LG16B (BK/BU)
- (4) 15S-ND16 (VT/OG)
- (5)

C2024

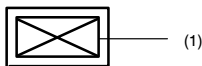
F02572



- (1) 15S-ND16A (WH/BK)
- (2) 31-LD6 (GN)

C2016

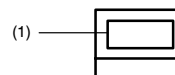
F01028



- (1) (RD)
30-ND17 (RD)

C2027

F01005

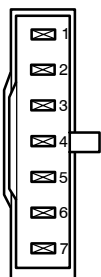


- (1) (BN)
9-GN18 (BN)

C2034

15A416

F07067

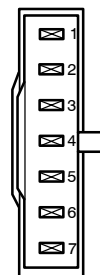


- (1) 49S-LG12 (WH)
15S-LG14 (BK/RD) + 15S-LG14A (BK/RD)
- (2) 15S-LG6 (RD/WH)
15S-LG16C (BK/BU) + 15S-LG16A (GN) + 15S-LG16B (BK/BU)
- (3) 15S-LG16 (BK) + 15S-LG16A (BK)
31-LF23 (GN)
- (4) 31-LF23 (GN)
- (5) 49S-LG12 (WH)
15S-LG14 (BK/RD) + 15S-LG14A (BK/RD)
- (6) 29S-LF11 (OG/WH) + 87S-ND7 (OG/WH)
- (7) 15S-LG6 (RD/WH)

C2036

15A416

F07067

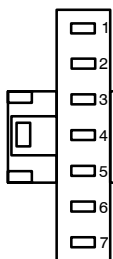


- (1) 49S-LG19 (GN/RD)
29S-LF20 (OG) + 87S-ND6 (OG)
- (2) 15S-LG6 (RD/WH)
15S-LG16C (BK/BU) + 15S-LG16A (GN) + 15S-LG16B (BK/BU)
- (3) 49S-LG19 (GN/RD)
31-LF24A (GN)
- (4) 31-LF24A (GN)
- (5) 15S-LG21 (GN)
15S-LG16C (YE/BU) + 15S-LG16B (YE/BU)
- (6) 29S-LF20 (OG) + 87S-ND6 (OG)
- (7) 15S-LG21 (GN)

C2035

15A416

F07065

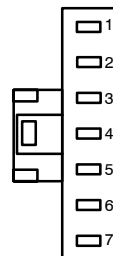


- (1) 49S-LG12A (GY/WH)
15S-LG14 (BK/RD)
- (2) 15S-LG6A (VT/YE)
15S-LG16A (GN)
- (3) 15S-LG16A (BK)
31-LF23 (GN)
- (4) 31-LF23 (GN)
- (5) 49S-LG12A (GY/WH)
15S-LG14 (BK/RD)
- (6) 29S-LF11 (OG/WH)
- (7) 15S-LG6A (VT/YE) + 15S-LG6B (VT/YE)

C2037

15A416

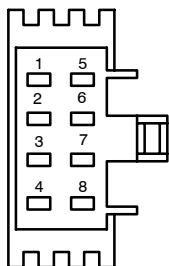
F07065



- (1) 49S-LG19A (GN/YE)
29S-LF20 (OG)
- (2) 15S-LG6B (VT/YE)
15S-LG6A (VT/YE)
15S-LG16A (GN)
- (3) 49S-LG19A (GN/YE)
31-LF24A (GN)
- (4) 31-LF24A (GN)
- (5) 15S-LG21 (GN)
15S-LG16B (YE/BU)
- (6) 29S-LF20 (OG)
- (7) 15S-LG21 (GN)

C2038

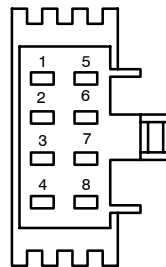
F08059



- (1)
- (2)
- (3)
- (4) (YE)
- (5) (BN)
- (6) (BK)
- (7) (YE/BK)
- (8)

C2040

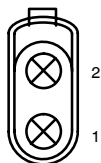
F08059



- (1)
- (2)
- (3)
- (4) (YE)
- (5) (BN)
- (6) (BK)
- (7) (YE/BK)
- (8)

C2039

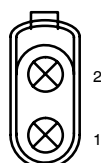
F02275



- (1) (WH/YE)
- (2) (YE/BK)

C2041

F02275

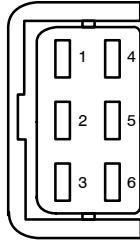


- (1) (WH/YE)
- (2) (YE/BK)

C2309

12A690

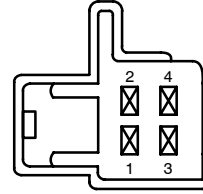
F06306



- (1) 8-RJ14A (WH)
- (2) 8-RJ14D (GY)
- (3) 15-RJ25 (GN/RD)
- (4) 91S-RJ14 (BK/YE)
- (5) 8-RJ14B (BU)
- (6) 8-RJ14C (WH)

C2321

F04214



- (1) (GN/YE)
- (2) (GN/OG)
- (3) (BK)
- (4) (BK)

C2322

- | | |
|-------------|--------------|
| (1) (BN/WH) | (6) (GN/WH) |
| (2) | (7) (YE/VT) |
| (3) | (8) (BK/WH) |
| (4) | (9) |
| (5) | (10) (WH/VT) |

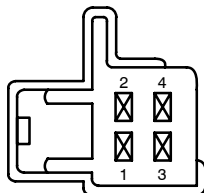
C2310

12A690

- (1) 15-RJ14 (GN/YE)
- (2) 9-RJ15 (GY)
- (3) 91S-RJ15 (GY)
- (4) 8-RJ15 (BK/GN)

C2320

F04214



- (1) (GN/YE)
- (2) (GN/OG)
- (3) (BK)
- (4) (BK)

C2323

- (1) (RD/WH)
- (2) (RD/BK)

C2324

- | | |
|-------------|-------------|
| (1) (GN/WH) | (6) |
| (2) (RD/BU) | (7) (OG/YE) |
| (3) (RD/GN) | (8) (BN) |
| (4) | (9) (BN) |
| (5) | |

C2434

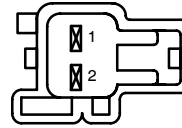
14014

- (1) 8-AJ51 (WH/RD)
- (2) 9-AJ51 (BN/RD)

C2578

14014

F02034

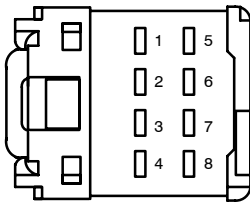


- (1) 8-AG21 (WH)
- (2) 15-AG21 (GN/YE)

C2430

14A589

F08280

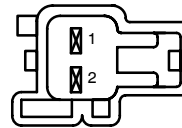


- (1) 7-LH48A (YE/VT)
- (2) 8-GL10A (WH)
- (3) 91S-AD24A (BK/RD)
- (4) 91-AD24A (BK/RD)
- (5)
- (6)
- (7)
- (8)

C2579

14014

F02034



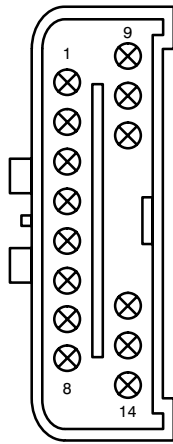
- (1) 8-AG23 (WH/BU)
- (2) 31-AG23 (BK)

C3058

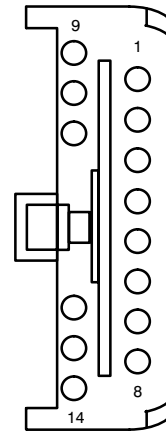
17N400

14014

F14008



F14002



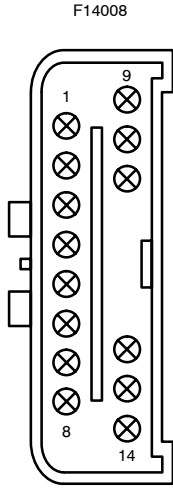
- (1) (GN/WH)
- (2)
- (3) 31S-AA30B (BK)
- (4) 31S-AB11 (BK)
- (5) 32-AA27 (BK)
32-AA27A (WH/GN)
- (6) 15S-LG6 (BK)
- (7) (GN/OG)
- (8) 29S-LF21 (BK)
29S-LF21A (OG/BK)
- (9) (BK/WH)
- (10) 31S-GL20 (BK)
31S-GL20A (BK/RD)

- (11) (BN/WH)
- (12) (WH/VT)
- (13) (YE/VT)
- (14)
- (15) 31-DA13 (BK)
- (16) (GN/YE)
- (17) 31S-LB25 (BK)
- (18)
- (19)
- (20)

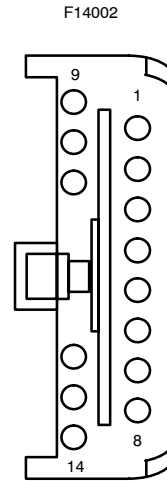
- (1) 15-AG20 (GN/WH)
- (2)
- (3) 31S-AA30B (BK/YE)
- (4) 31S-AB11 (BK/WH)
- (5) 32-AA27A (WH/GN)
- (6) 15S-LG6 (GN/YE)
- (7) 15S-LG16 (GN/OG)
- (8) 29S-LF21 (OG/BK)
- (9) 31S-AG20 (BK/WH)
- (10) 31S-GL20A (BK/RD)

- (11) 9-AG20 (BN/WH)
- (12) 8-AG20 (WH/VT)
- (13) 7-AG20 (YE/VT)
- (14)
- (15) 31-DA31A (BK)
- (16) 15S-LD6B (GN/YE)
- (17) 31S-LB25A (BK/BU)
- (18)
- (19)
- (20)

C3058a

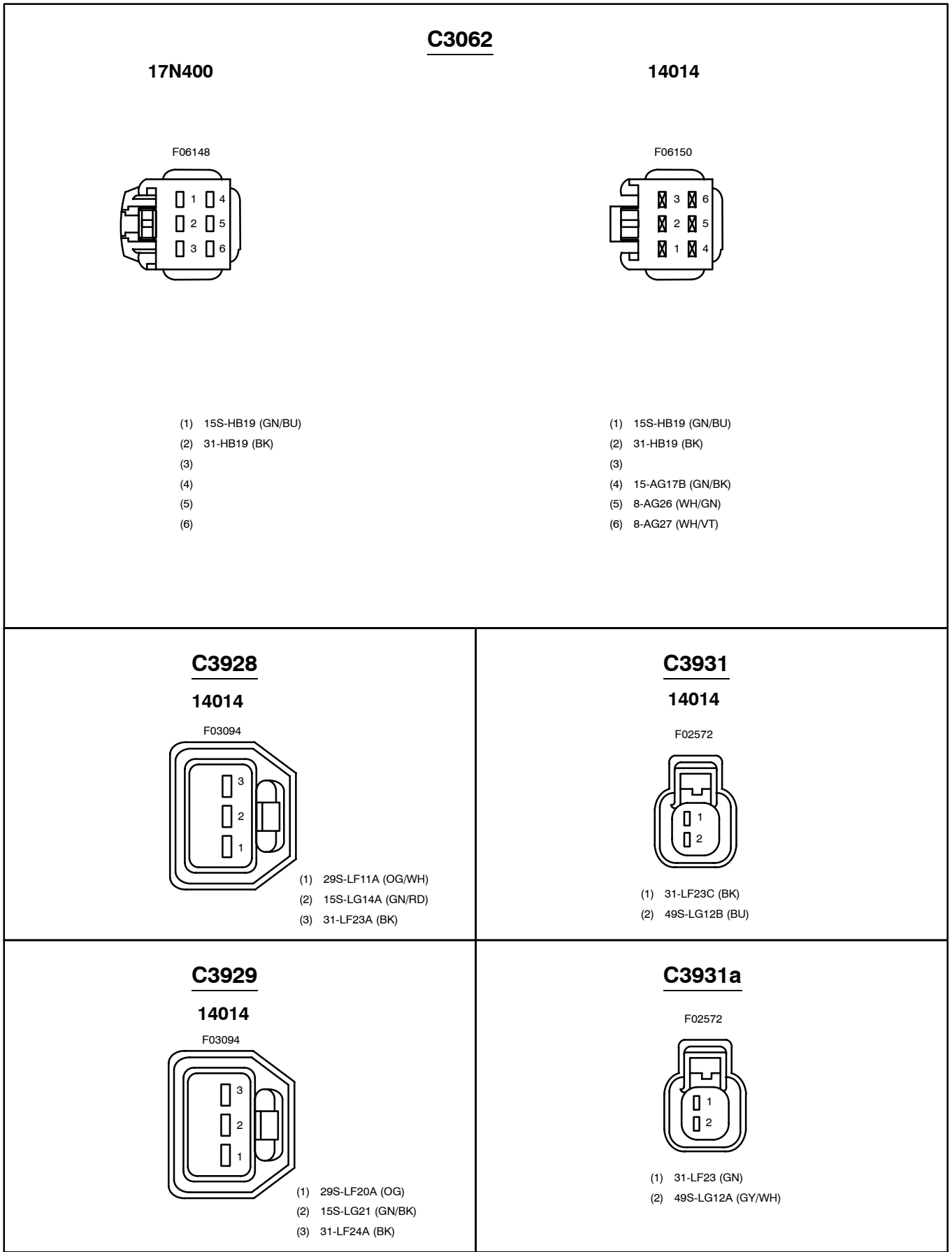


C3058b



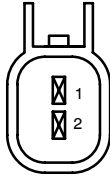
- | | |
|-----------------------|-----------------------|
| (1) | (11) |
| (2) | (12) |
| (3) | (13) |
| (4) | (14) |
| (5) | (15) |
| (6) 15S-LG14 (BK/RD) | (16) 15S-LD6C (RD/WH) |
| (7) 15S-LG16A (VT/OG) | (17) |
| (8) | (18) |
| (9) | (19) |
| (10) | (20) |

- | | |
|--|-----------------------|
| (1) | (11) |
| (2) | (12) |
| (3) | (13) |
| (4) | (14) |
| (5) | (15) |
| (6) 15S-LG14 (BK/RD)+
15S-LG14A (BK/RD) | (16) 15S-LD6B (VT/YE) |
| (7) 15S-LG16 (GN/OG) | (17) |
| (8) | (18) |
| (9) | (19) |
| (10) | (20) |



C3931b

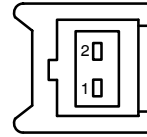
F02062



- (1) 31-LF23 (GN)
- (2) 49S-LG12 (WH)

C3935

F02012




- (1) 29S-LF11B (OG/WH)
- (2) 31-LF23B (BK)

C3932

14014

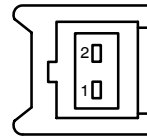
F02572



- (1) 31-LF24C (BK)
- (2) 49S-LG19A (BU/RD)

C3935a


F02012



- (1) 29S-LF11A (OG/WH)
- (2) 31-LF23A (GN)

C3932a

F02572



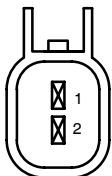
- (1) 31-LF24 (GN)
- (2) 49S-LG19A (GN/YE)

C3935b

- (1) 29S-LF11 (OG/WH)
- (2) 31-LF23A (GN)

C3932b

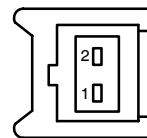
F02062



- (1) 31-LF24 (GN)
- (2) 49S-LG19 (GN/RD)

C3936

F02012



- (1) 29S-LF20B (OG)
- (2) 31-LF24B (BK)



700-07-00

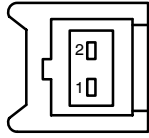
Connector Views

700-07-00

-152

C3936a

F02012



- (1) 29S-LF20A (OG)
- (2) 31-LF24A (GN)

C3936b

- (1) 29S-LF20 (OG)
- (2) 31-LF24A (GN)

