



MAIN INDEX : FORD FOCUS

Electrical Wiring Diagrams

Group 1 – General Information

GI

Group 2 – Chassis

CH

Group 3 – Powertrain

PT

Group 4 – Electrical

EL

Group 5 – Body and Paint

BP

Group 7 – General Wiring Information

EWD





Group

1

General Information

General Information

Systems Overview	100-00-01-1
Index	100-00-02-1/52
Introduction	100-00-03-1
Symbols	100-00-04-1/13
Connector Repair Procedures	100-00-05-1/11
Wiring Harness Overview	100-00-06-1/2



Systems Overview

Engine Cooling
303-03A-00
303-03B-00
303-03C-00
303-03D-00
303-03E-00
303-03F-00
303-03G-00

Fuel Charging and Controls
303-04A-00
303-04B-00
303-04C-00
303-04D-00
303-04E-00
303-04F-00
303-04G-00

Starting System
303-06A-00
303-06B-00
303-06C-00
303-06E-00
303-06F-00
303-06G-00

Engine Ignition
303-07A-00
303-07B-00
303-07C-00
303-07G-00

Glow Plug System
303-07D-00
303-07E-00
303-07F-00

Electronic Engine Controls
303-14A-00
303-14B-00
303-14C-00
303-14D-00
303-14E-00
303-14F-00
303-14G-00

Vehicle Speed Control
310-03-00

Automatic Transmission
307-01A-00-1

Manual Transmission
308-00-00-1

Generator and Regulator
414-02A-00
414-02B-00
414-02C-00
414-02D-00
414-02E-00
414-02F-00
414-02G-00
414-05-00

Heating and Ventilation
412-02A-00-1

Air Conditioning – without EATC
412-03-00-1

Air Conditioning – with EATC
412-03-00-9

Instrument Cluster and Panel Illumination
413-00-00-1

Instrument Cluster
413-01-00-1

Horn
413-06-00-1

Clock
413-07-00-1

Audio Unit
415-01-00-1

Speakers
415-03-00-1

Module Communications Network
418-00-00-1

Anti-Theft – Active
419-01A-00-1

Anti-Theft – Passive
419-01B-00-1

Glass, Frames and Mechanisms – Heated windshield
501-11-00-11

Wipers and Washers
501-16-00-1

Auxiliary Heating – with booster heater
412-02B-00-1

Auxiliary Heating – with PTC heater
412-02B-00-2

Navigation System – with DVD navigation system with touch screen
419-07A-00-1

Navigation System – with Travel Pilot EX
419-07B-00-1

Cellular Phone
419-08-00-1

Multifunction Electronic Control Modules
419-10-00-1

Instrument Panel and Console
501-12-00-1

Safety Belt System
501-20A-00-1

Supplemental Restraint System
501-20B-00-1

Interior Lighting
417-02-00-1

Roof Opening Panel
501-17-00-1

Convertible Top
501-18-00-1

Glass, Frames and Mechanisms – Heated rear window
501-11-00-12

Exterior Lighting – Stop Lamps
417-01-00-19

Exterior Lighting – Turn Signal Lamps
417-01-00-25

Exterior Lighting – Position and Parking Lamps
417-01-00-38

Exterior Lighting – Licence plate illumination
417-01-00-53

Exterior Lighting – Fog lamps
417-01-00-59

Exterior Lighting – Reversing lamps
417-01-00-63

Exterior Lighting – Trailer socket
417-01-00-73

Parking Aid
413-13-00-1

Seating
501-10-00-1

Rear View Mirrors
501-09-00-1

Glass, Frames and Mechanisms – Heated power mirrors
501-11-00-13

Glass, Frames and Mechanisms – convertible
501-11-00-16

Glass, Frames and Mechanisms – without global closing
501-11-00-1

Glass, Frames and Mechanisms – with global closing
501-11-00-3

Handles, Locks, Latches and Entry Systems – with central locking
501-14-00-1

Handles, Locks, Latches and Entry Systems – with double locking
501-14-00-26

Handles, Locks, Latches and Entry Systems – with keyless vehicle system
501-14-00-49

Handles, Locks, Latches and Entry Systems – convertible
501-14-00-81

Exterior Lighting – Fog lamps
417-01-00-55

Exterior Lighting – Headlamps
417-01-00-1

Exterior Lighting – Headlamp leveling
417-01-00-7

Exterior Lighting – Turn Signal Lamps
417-01-00-25

Exterior Lighting – Position and Parking Lamps
417-01-00-38

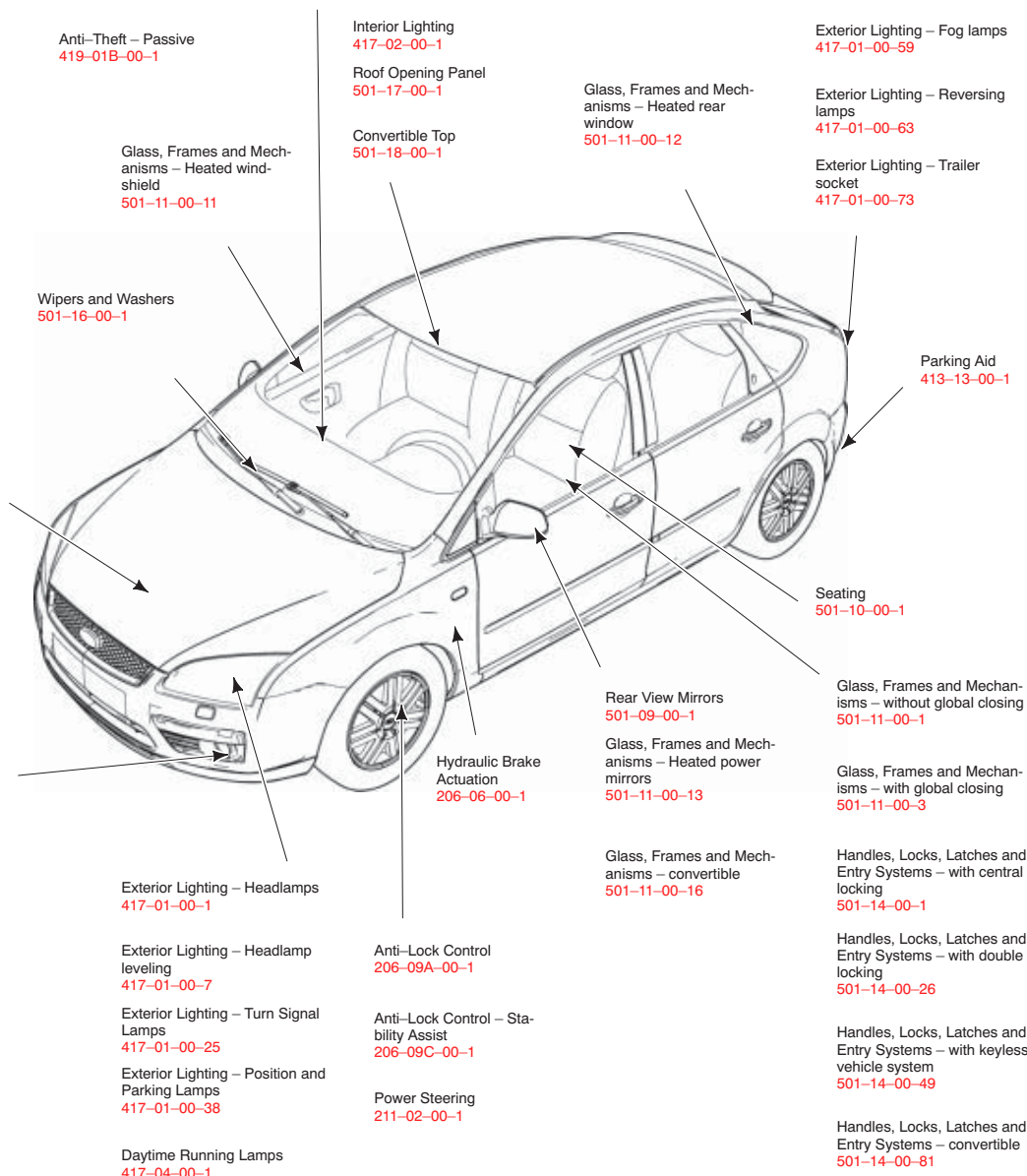
Daytime Running Lamps
417-04-00-1

Hydraulic Brake Actuation
206-06-00-1

Anti-Lock Control
206-09A-00-1

Anti-Lock Control – Stability Assist
206-09C-00-1

Power Steering
211-02-00-1



Index: Quick Reference Guide

A.	G.	O.	W.
B.	H.	P.	
C.	I.	R.	
D.	K.	S.	
E.	L.	T.	
F.	M.	V.	

A/C Compressor clutch, Y16	412-03-00-16
A/C Compressor clutch, Y16	412-03-00-17
A/C Compressor clutch, Y16	412-03-00-18
A/C Compressor clutch, Y16	412-03-00-19
A/C Compressor clutch, Y16	412-03-00-20
A/C Compressor clutch, Y16	412-03-00-21
A/C Compressor clutch, Y16	412-03-00-3
A/C Compressor clutch, Y16	412-03-00-4
A/C Compressor clutch, Y16	412-03-00-5
A/C Compressor clutch, Y16	412-03-00-6
A/C Compressor clutch, Y16	412-03-00-7
A/C Compressor clutch, Y16	412-03-00-8
A/C high-pressure switch, N126	412-03-00-18
A/C high-pressure switch, N126	412-03-00-19
A/C high-pressure switch, N126	412-03-00-20
A/C high-pressure switch, N126	412-03-00-5
A/C high-pressure switch, N126	412-03-00-6
A/C high-pressure switch, N126	412-03-00-7
A/C low-pressure switch, N246	412-03-00-16
A/C low-pressure switch, N246	412-03-00-17
A/C low-pressure switch, N246	412-03-00-18
A/C low-pressure switch, N246	412-03-00-19
A/C low-pressure switch, N246	412-03-00-20
A/C low-pressure switch, N246	412-03-00-21
A/C low-pressure switch, N246	412-03-00-3
A/C low-pressure switch, N246	412-03-00-4
A/C low-pressure switch, N246	412-03-00-5
A/C low-pressure switch, N246	412-03-00-6
A/C low-pressure switch, N246	412-03-00-7
A/C low-pressure switch, N246	412-03-00-8
A/C pressure sensor, B308	303-03A-00-2
A/C pressure sensor, B308	303-03A-00-4
A/C pressure sensor, B308	303-03B-00-2
A/C pressure sensor, B308	303-03B-00-4
A/C pressure sensor, B308	303-03C-00-2
A/C pressure sensor, B308	303-03C-00-3
A/C pressure sensor, B308	303-03G-00-1
A/C pressure sensor, B308	303-03G-00-2
A/C pressure sensor, B308	303-04E-00-4
A/C pressure sensor, B308	303-14C-00-3
A/C pressure sensor, B308	303-14E-00-16
A/C pressure sensor, B308	303-14G-00-3
A/C pressure sensor, B308	412-03-00-16
A/C pressure sensor, B308	412-03-00-17
A/C pressure sensor, B308	412-03-00-21
A/C pressure sensor, B308	412-03-00-3
A/C pressure sensor, B308	412-03-00-4
A/C pressure sensor, B308	412-03-00-6
A/C pressure sensor, B308	412-03-00-8

A/C Wide Open Throttle (WOT) relay, K32	412-03-00-16
A/C Wide Open Throttle (WOT) relay, K32	412-03-00-17
A/C Wide Open Throttle (WOT) relay, K32	412-03-00-18
A/C Wide Open Throttle (WOT) relay, K32	412-03-00-19
A/C Wide Open Throttle (WOT) relay, K32	412-03-00-20
A/C Wide Open Throttle (WOT) relay, K32	412-03-00-21
A/C Wide Open Throttle (WOT) relay, K32	412-03-00-3
A/C Wide Open Throttle (WOT) relay, K32	412-03-00-4
A/C Wide Open Throttle (WOT) relay, K32	412-03-00-5
A/C Wide Open Throttle (WOT) relay, K32	412-03-00-6
A/C Wide Open Throttle (WOT) relay, K32	412-03-00-7
A/C Wide Open Throttle (WOT) relay, K32	412-03-00-8
ABS module, A7	206-09A-00-1
Accelerator pedal position sensor, B129	303-14A-00-8
Accelerator pedal position sensor, B129	303-14B-00-9
Accelerator pedal position sensor, B129	303-14C-00-8
Accelerator pedal position sensor, B129	303-14D-00-13
Accelerator pedal position sensor, B129	303-14E-00-18
Accelerator pedal position sensor, B129	303-14E-00-9
Accelerator pedal position sensor, B129	303-14F-00-6
Accelerator pedal position sensor, B129	303-14G-00-8
Adjustable pedal motor, M236	206-06-00-2
Adjustable pedal switch, N449	206-06-00-1
Adjustable pedal switch, N449	206-06-00-2
Air Charge Temperature (ACT) sensor, B5	303-14F-00-4
Air Conditioning – with EATC	412-03-00-9
Air Conditioning – without EATC	412-03-00-1
Air temperature door motor, LH side, M100	412-03-00-13
Air temperature door motor, RH side, M101	412-03-00-13
Alternating current power outlet socket, D84	414-05-00-1
Antenna, A151	413-07-00-1
Antenna, A151	413-07-00-2
Antenna, A151	415-01-00-1
Antenna, A151	415-01-00-4
Antenna, A151	415-01-00-7
Antenna, A151	419-07A-00-1
Antenna, A151	419-07B-00-1
Antenna, A151	419-07B-00-4
Anti-Lock Control	206-09A-00-1
Anti-Lock Control – Stability Assist	206-09C-00-1
Anti-Theft – Active	419-01A-00-1
Anti-Theft – Passive	419-01B-00-1
Anti-theft alarm horn, H5	419-01A-00-1
Audio Unit	415-01-00-1
Audio unit, A220	415-01-00-7
Audio unit, A220	415-03-00-1
Audio/navigation system control unit, A157	415-01-00-4
Audio/navigation system control unit, A157	415-03-00-1
Auto-dimming interior mirror, A222	501-09-00-11



Autolamps/rain sensor module, A365	417-01-00-2
Autolamps/rain sensor module, A365	417-01-00-4
Autolamps/rain sensor module, A365	417-01-00-55
Autolamps/rain sensor module, A365	417-01-00-56
Autolamps/rain sensor module, A365	501-16-00-2
Automatic Transmission	307-01A-00-1
Auxiliary battery relay, K385	303-14D-00-15
Auxiliary battery, O7	700-02-00-3
Auxiliary Heating – with booster heater	412-02B-00-1
Auxiliary Heating – with PTC heater	412-02B-00-2
Auxiliary IN, D81	415-01-00-3
Auxiliary IN, D81	415-01-00-6
Auxiliary IN, D81	415-01-00-9
Auxiliary starter relay, K12	303-06D-00-8
Battery backed sounder, A196	419-01A-00-2
Battery Junction Box (BJB), P93	700-02-00-1
Battery Junction Box (BJB), P93	700-03-00-1
Battery monitoring sensor, B341	303-06D-00-8
Battery relay, K409	303-14D-00-15
Battery, O1	303-06A-00-1
Battery, O1	303-06A-00-10
Battery, O1	303-06A-00-2
Battery, O1	303-06A-00-3
Battery, O1	303-06A-00-4
Battery, O1	303-06A-00-9
Battery, O1	303-06B-00-1
Battery, O1	303-06B-00-2
Battery, O1	303-06B-00-7
Battery, O1	303-06C-00-1
Battery, O1	303-06C-00-10
Battery, O1	303-06C-00-2
Battery, O1	303-06C-00-3
Battery, O1	303-06C-00-4
Battery, O1	303-06C-00-9
Battery, O1	303-06D-00-1
Battery, O1	303-06D-00-2
Battery, O1	303-06D-00-7
Battery, O1	303-06D-00-8
Battery, O1	303-06E-00-1
Battery, O1	303-06E-00-2
Battery, O1	303-06E-00-3
Battery, O1	303-06E-00-8
Battery, O1	303-06E-00-9
Battery, O1	303-06F-00-1
Battery, O1	303-06F-00-2
Battery, O1	303-06F-00-7
Battery, O1	303-06G-00-1
Battery, O1	303-06G-00-6
Battery, O1	414-02A-00-1



Battery, O1	414-02B-00-1
Battery, O1	414-02C-00-1
Battery, O1	414-02D-00-1
Battery, O1	414-02D-00-2
Battery, O1	414-02D-00-3
Battery, O1	414-02E-00-1
Battery, O1	414-02F-00-1
Battery, O1	414-02G-00-1
Battery, O1	501-11-00-22
Battery, O1	700-02-00-1
Battery, O1	700-04-00-1
Blower motor control module, A97	412-03-00-11
Blower motor relay, K14	412-02A-00-1
Blower motor relay, K14	412-03-00-1
Blower motor relay, K14	412-03-00-11
Blower motor relay, K14	700-02-00-1
Blower motor resistor, R21	412-02A-00-1
Blower motor resistor, R21	412-03-00-1
Blower motor, M3	412-02A-00-1
Blower motor, M3	412-03-00-1
Blower motor, M3	412-03-00-11
Boost pressure sensor, B108	303-14D-00-5
Boost pressure sensor, B108	303-14E-00-16
Boost pressure sensor, B108	303-14E-00-7
Booster heater, R50	412-02B-00-1
Brake fluid level switch, N1	413-01-00-3
Brake pedal position switch, N82	303-06A-00-7
Brake pedal position switch, N82	303-06B-00-5
Brake pedal position switch, N82	303-06C-00-7
Brake pedal position switch, N82	303-06D-00-5
Brake pedal position switch, N82	303-06E-00-6
Brake pedal position switch, N82	303-06F-00-5
Brake pedal position switch, N82	303-06G-00-4
Brake pedal position switch, N82	310-03-00-2
Brake pedal position switch, N82	413-01-00-14
Brake pedal position switch, N82	501-14-00-50
Brake pedal position switch, N82	501-14-00-66
Brake pedal position switch, N82	501-14-00-67
Brake pedal position switch, N82	501-14-00-89
Brake pedal position switch, N82	501-14-00-99
Brake pressure switch, N249	308-00-00-2
Brake pressure switch, N249	308-00-00-4
Camshaft position sensor 1, B417	303-07G-00-2
Camshaft position sensor 1, B417	303-14G-00-4
Camshaft position sensor 2, B418	303-07G-00-2
Camshaft position sensor 2, B418	303-14G-00-4
Camshaft position sensor, B41	303-07A-00-1
Camshaft position sensor, B41	303-07C-00-1
Camshaft position sensor, B41	303-14A-00-5

Camshaft position sensor, B41	303-14C-00-4
Camshaft position sensor, B41	303-14D-00-10
Camshaft position sensor, B41	303-14D-00-11
Camshaft position sensor, B41	303-14D-00-12
Camshaft position sensor, B41	303-14D-00-8
Camshaft position sensor, B41	303-14E-00-17
Camshaft position sensor, B41	303-14E-00-8
Camshaft position sensor, B41	303-14F-00-5
Camshaft sensor, inlet, B159	303-07B-00-1
Camshaft sensor, inlet, B159	303-14B-00-5
Camshaft sensor, inlet, B159	303-14B-00-6
Camshaft sensor, outlet, B160	303-07B-00-1
Camshaft sensor, outlet, B160	303-14B-00-5
Camshaft sensor, outlet, B160	303-14B-00-6
Camshaft timing actuator, inlet, Y154	303-14B-00-5
Camshaft timing actuator, inlet, Y154	303-14B-00-6
Camshaft timing actuator, inlet, Y154	303-14G-00-5
Camshaft timing actuator, inlet, Y154	303-14G-00-6
Camshaft timing actuator, outlet, Y155	303-14B-00-5
Camshaft timing actuator, outlet, Y155	303-14B-00-6
Camshaft timing actuator, outlet, Y155	303-14G-00-5
Camshaft timing actuator, outlet, Y155	303-14G-00-6
Catalyst monitor sensor, B192	303-14A-00-1
Catalyst monitor sensor, B192	303-14A-00-3
Catalyst monitor sensor, B192	303-14C-00-1
Catalyst monitor sensor, B192	303-14C-00-2
Catalyst monitor sensor, LH side, B199	303-14B-00-1
Catalyst monitor sensor, LH side, B199	303-14B-00-2
CD changer, A144	415-01-00-3
CD changer, A144	415-01-00-6
CD changer, A144	419-07B-00-3
Cellular Phone	419-08-00-1
Central Junction Box (CJB), P91	700-02-00-1
Central Junction Box (CJB), P91	700-03-00-3
Cigar lighter, front, R42	501-12-00-1
Cigar lighter, front, R42	501-12-00-2
Cigar lighter, front, R42	501-12-00-3
Cigar lighter, rear, R43	501-12-00-2
Cigar lighter, rear, R43	501-12-00-3
Clock	413-07-00-1
Clock spring, P13	310-03-00-1
Clock spring, P13	413-06-00-1
Clock spring, P13	501-20B-00-3
Clock spring, P13	501-20B-00-9
Clutch pedal bottom switch, N531	303-14D-00-16
Clutch pedal position sensor, B337	303-14G-00-8
Clutch pedal position sensor, B337	413-01-00-15
Clutch pedal position switch, N81	303-14A-00-8
Clutch pedal position switch, N81	303-14B-00-9

Clutch pedal position switch, N81	303-14C-00-8
Clutch pedal position switch, N81	303-14D-00-13
Clutch pedal position switch, N81	303-14E-00-18
Clutch pedal position switch, N81	303-14E-00-9
Clutch pedal position switch, N81	303-14F-00-6
Clutch pedal position switch, N81	303-14G-00-8
Clutch pedal position switch, N81	310-03-00-2
Clutch pedal position switch, N81	413-01-00-14
Component Location Charts	700-05-00-1
Component Location Views	700-06-00-1
Connector Repair Procedures	100-00-05-1
Connector Views	700-07-00-1
Convertible Top	501-18-00-1
Convertible top module, A510	501-18-00-1
Convertible top striker, M180	501-18-00-2
Convertible top switch, N489	501-18-00-2
Cooling fan cutoff relay, K410	303-03A-00-4
Cooling fan cutoff relay, K410	303-03B-00-4
Cooling fan cutoff relay, K410	303-03C-00-3
Cooling fan cutoff relay, K410	303-03D-00-3
Cooling fan cutoff relay, K410	303-03E-00-3
Cooling fan cutoff relay, K410	303-03F-00-3
Cooling fan cutoff relay, K410	303-03G-00-2
Cooling fan module, A118	303-03A-00-2
Cooling fan module, A118	303-03A-00-4
Cooling fan module, A118	303-03B-00-2
Cooling fan module, A118	303-03B-00-4
Cooling fan module, A118	303-03C-00-1
Cooling fan module, A118	303-03C-00-2
Cooling fan module, A118	303-03C-00-3
Cooling fan module, A118	303-03D-00-1
Cooling fan module, A118	303-03D-00-2
Cooling fan module, A118	303-03E-00-1
Cooling fan module, A118	303-03E-00-2
Cooling fan module, A118	303-03E-00-3
Cooling fan module, A118	303-03F-00-1
Cooling fan module, A118	303-03F-00-2
Cooling fan module, A118	303-03F-00-3
Cooling fan module, A118	303-03G-00-1
Cooling fan module, A118	303-03G-00-2
Cooling fan motor, M37	303-03A-00-1
Cooling fan motor, M37	303-03A-00-3
Cooling fan motor, M37	303-03B-00-1
Cooling fan motor, M37	303-03B-00-3
Cooling fan relay, K45	303-03A-00-1
Cooling fan relay, K45	303-03A-00-3
Cooling fan relay, K45	303-03B-00-1
Cooling fan relay, K45	303-03B-00-3
Crankcase ventilation heating, R3	303-14G-00-5

Crankcase ventilation heating, R3	303-14G-00-6
Crankshaft position sensor, B43	303-07A-00-1
Crankshaft position sensor, B43	303-07B-00-1
Crankshaft position sensor, B43	303-07C-00-1
Crankshaft position sensor, B43	303-14A-00-5
Crankshaft position sensor, B43	303-14B-00-5
Crankshaft position sensor, B43	303-14B-00-6
Crankshaft position sensor, B43	303-14C-00-4
Crankshaft position sensor, B43	303-14D-00-5
Crankshaft position sensor, B43	303-14E-00-16
Crankshaft position sensor, B43	303-14E-00-7
Crankshaft position sensor, B43	303-14F-00-4
Crankshaft position sensor, B43	303-14G-00-4
Crash sensor, B177	501-20B-00-8
Cutoff relay for rear fog lamps/parking aid, K402	417-01-00-100
Cutoff relay for rear fog lamps/parking aid, K402	417-01-00-104
Cutoff relay for rear fog lamps/parking aid, K402	417-01-00-99
Cylinder head temperature sensor, B135	303-03F-00-1
Cylinder head temperature sensor, B135	303-03F-00-2
Cylinder head temperature sensor, B135	303-03F-00-3
Cylinder head temperature sensor, B135	303-14F-00-4
Data Link Connector (DLC), D20	418-00-00-1
Daytime Running Lamps	417-04-00-1
Daytime Running Lamps (DRL) relay, K5	417-04-00-1
Daytime Running Lamps (DRL) relay, K5	700-02-00-25
Defrost mode actuator, M210	412-03-00-15
Diesel particulate filter differential pressure feedback sensor, B189	303-14D-00-6
Diesel particulate filter differential pressure feedback sensor, B189	303-14E-00-17
Diesel particulate filter differential pressure feedback sensor, B189	303-14E-00-8
Direct current/alternating current inverter, A528	414-05-00-1
Discharge temperature sensor, floor, LH side, B304	412-03-00-12
Discharge temperature sensor, floor, RH side, B305	412-03-00-12
Discharge temperature sensor, panel, LH side, B306	412-03-00-12
Discharge temperature sensor, panel, RH side, B307	412-03-00-12
Diversity antenna, A198	415-01-00-7
Diversity antenna, A198	419-07A-00-1
Door lock unit, driver side front, A172	501-14-00-103
Door lock unit, driver side front, A172	501-14-00-105
Door lock unit, driver side front, A172	501-14-00-14
Door lock unit, driver side front, A172	501-14-00-2
Door lock unit, driver side front, A172	501-14-00-20
Door lock unit, driver side front, A172	501-14-00-26
Door lock unit, driver side front, A172	501-14-00-32
Door lock unit, driver side front, A172	501-14-00-38
Door lock unit, driver side front, A172	501-14-00-44
Door lock unit, driver side front, A172	501-14-00-52
Door lock unit, driver side front, A172	501-14-00-58
Door lock unit, driver side front, A172	501-14-00-69
Door lock unit, driver side front, A172	501-14-00-75

Door lock unit, driver side front, A172	501-14-00-8
Door lock unit, driver side front, A172	501-14-00-84
Door lock unit, driver side front, A172	501-14-00-86
Door lock unit, driver side front, A172	501-14-00-93
Door lock unit, driver side front, A172	501-14-00-95
Door lock unit, LH rear, A275	501-14-00-10
Door lock unit, LH rear, A275	501-14-00-16
Door lock unit, LH rear, A275	501-14-00-22
Door lock unit, LH rear, A275	501-14-00-28
Door lock unit, LH rear, A275	501-14-00-34
Door lock unit, LH rear, A275	501-14-00-4
Door lock unit, LH rear, A275	501-14-00-40
Door lock unit, LH rear, A275	501-14-00-46
Door lock unit, LH rear, A275	501-14-00-56
Door lock unit, LH rear, A275	501-14-00-62
Door lock unit, LH rear, A275	501-14-00-73
Door lock unit, LH rear, A275	501-14-00-79
Door lock unit, liftgate, A333	501-14-00-12
Door lock unit, liftgate, A333	501-14-00-17
Door lock unit, liftgate, A333	501-14-00-24
Door lock unit, liftgate, A333	501-14-00-29
Door lock unit, liftgate, A333	501-14-00-36
Door lock unit, liftgate, A333	501-14-00-41
Door lock unit, liftgate, A333	501-14-00-48
Door lock unit, liftgate, A333	501-14-00-5
Door lock unit, liftgate, A333	501-14-00-82
Door lock unit, passenger side front, A173	501-14-00-104
Door lock unit, passenger side front, A173	501-14-00-106
Door lock unit, passenger side front, A173	501-14-00-15
Door lock unit, passenger side front, A173	501-14-00-21
Door lock unit, passenger side front, A173	501-14-00-27
Door lock unit, passenger side front, A173	501-14-00-3
Door lock unit, passenger side front, A173	501-14-00-33
Door lock unit, passenger side front, A173	501-14-00-39
Door lock unit, passenger side front, A173	501-14-00-45
Door lock unit, passenger side front, A173	501-14-00-54
Door lock unit, passenger side front, A173	501-14-00-60
Door lock unit, passenger side front, A173	501-14-00-71
Door lock unit, passenger side front, A173	501-14-00-77
Door lock unit, passenger side front, A173	501-14-00-85
Door lock unit, passenger side front, A173	501-14-00-87
Door lock unit, passenger side front, A173	501-14-00-9
Door lock unit, passenger side front, A173	501-14-00-94
Door lock unit, passenger side front, A173	501-14-00-96
Door lock unit, RH rear, A276	501-14-00-11
Door lock unit, RH rear, A276	501-14-00-16
Door lock unit, RH rear, A276	501-14-00-23
Door lock unit, RH rear, A276	501-14-00-28
Door lock unit, RH rear, A276	501-14-00-35

Door lock unit, RH rear, A276	501-14-00-4
Door lock unit, RH rear, A276	501-14-00-40
Door lock unit, RH rear, A276	501-14-00-47
Door lock unit, RH rear, A276	501-14-00-57
Door lock unit, RH rear, A276	501-14-00-63
Door lock unit, RH rear, A276	501-14-00-74
Door lock unit, RH rear, A276	501-14-00-80
Driver air bag unit, A42	501-20B-00-3
Driver air bag unit, A42	501-20B-00-9
Driver door handle switch, N118a	501-11-00-16
Driver door handle switch, N118a	501-11-00-17
Driver seat backrest motor, M230	501-10-00-2
Driver seat height motor, M158	501-10-00-2
Driver seat horizontal motor, M227	501-10-00-2
EGR stepper motor, M251	303-14C-00-5
EGR throttle actuator, M252	303-14D-00-1
EGR throttle actuator, M252	303-14D-00-2
EGR throttle actuator, M252	303-14D-00-3
EGR throttle actuator, M252	303-14D-00-4
EGR throttle actuator, M252	303-14E-00-13
EGR throttle actuator, M252	303-14E-00-3
Electrical Hydraulic Power Assist Steering (EHPAS) module, A357	211-02-00-1
Electronic Automatic Temperature Control (EATC) module, A205	412-03-00-9
Electronic Engine Controls – 1.4/1.6L Duratec–16V (Sigma)	303-14A-00-1
Electronic Engine Controls – 1.6L Duratec–16V Ti–VCT (Sigma)	303-14B-00-1
Electronic Engine Controls – 1.6L Duratorq–TDCi (DV) Diesel	303-14D-00-1
Electronic Engine Controls – 1.8/2.0L Duratec–HE (MI4)	303-14C-00-1
Electronic Engine Controls – 1.8L Duratorq–TDCi (Kent) Diesel	303-14F-00-1
Electronic Engine Controls – 2.0L Duratorq–TDCi (DW) Diesel	303-14E-00-1
Electronic Engine Controls – 2.5L Duratec (VI5)	303-14G-00-1
Electronic Stability Program (ESP) module, A176	206-09C-00-1
Electronic Stability Program (ESP) switch, N346	206-09C-00-1
Electronic thermostat, B248	303-14B-00-7
Electronic Throttle Control (ETC) module, A464	303-14A-00-2
Electronic Throttle Control (ETC) module, A464	303-14A-00-4
Electronic Throttle Control (ETC) module, A464	303-14B-00-3
Electronic Throttle Control (ETC) module, A464	303-14C-00-3
Electronic Throttle Control (ETC) module, A464	303-14G-00-3
Engine compartment switch, N21	419-01A-00-1
Engine Coolant Temperature (ECT) sensor, B10	303-03A-00-1
Engine Coolant Temperature (ECT) sensor, B10	303-03A-00-2
Engine Coolant Temperature (ECT) sensor, B10	303-03A-00-3
Engine Coolant Temperature (ECT) sensor, B10	303-03A-00-4
Engine Coolant Temperature (ECT) sensor, B10	303-03B-00-1
Engine Coolant Temperature (ECT) sensor, B10	303-03B-00-2
Engine Coolant Temperature (ECT) sensor, B10	303-03B-00-3
Engine Coolant Temperature (ECT) sensor, B10	303-03B-00-4
Engine Coolant Temperature (ECT) sensor, B10	303-03C-00-1
Engine Coolant Temperature (ECT) sensor, B10	303-03C-00-2

Engine Coolant Temperature (ECT) sensor, B10	303-03C-00-3
Engine Coolant Temperature (ECT) sensor, B10	303-03D-00-1
Engine Coolant Temperature (ECT) sensor, B10	303-03D-00-2
Engine Coolant Temperature (ECT) sensor, B10	303-03D-00-3
Engine Coolant Temperature (ECT) sensor, B10	303-03E-00-1
Engine Coolant Temperature (ECT) sensor, B10	303-03E-00-2
Engine Coolant Temperature (ECT) sensor, B10	303-03E-00-3
Engine Coolant Temperature (ECT) sensor, B10	303-03G-00-1
Engine Coolant Temperature (ECT) sensor, B10	303-03G-00-2
Engine Coolant Temperature (ECT) sensor, B10	303-14A-00-5
Engine Coolant Temperature (ECT) sensor, B10	303-14C-00-3
Engine Coolant Temperature (ECT) sensor, B10	303-14D-00-5
Engine Coolant Temperature (ECT) sensor, B10	303-14E-00-16
Engine Coolant Temperature (ECT) sensor, B10	303-14E-00-7
Engine Coolant Temperature (ECT) sensor, B10	303-14G-00-3
Engine Cooling – 1.4/1.6L Duratec-16V (Sigma)	303-03A-00-1
Engine Cooling – 1.6L Duratec-16V Ti-VCT (Sigma)	303-03B-00-1
Engine Cooling – 1.6L Duratorq-TDCi (DV) Diesel	303-03D-00-1
Engine Cooling – 1.8/2.0L Duratec-HE (MI4)	303-03C-00-1
Engine Cooling – 1.8L Duratorq-TDCi (Kent) Diesel	303-03F-00-1
Engine Cooling – 2.0L Duratorq-TDCi (DW) Diesel	303-03E-00-1
Engine Cooling – 2.5L Duratec (VI5)	303-03G-00-1
Engine Ignition – 1.4/1.6L Duratec-16V (Sigma)	303-07A-00-1
Engine Ignition – 1.6L Duratec-16V Ti-VCT (Sigma)	303-07B-00-1
Engine Ignition – 1.8/2.0L Duratec-HE (MI4)	303-07C-00-1
Engine Ignition – 2.5L Duratec (VI5)	303-07G-00-1
Evaporative emission canister purge valve, Y1	303-14A-00-6
Evaporative emission canister purge valve, Y1	303-14B-00-7
Evaporative emission canister purge valve, Y1	303-14C-00-5
Evaporative emission canister purge valve, Y1	303-14G-00-5
Evaporative emission canister purge valve, Y1	303-14G-00-6
Exhaust Gas Recirculation (EGR) valve, Y2	303-14D-00-6
Exhaust Gas Recirculation (EGR) valve, Y2	303-14E-00-17
Exhaust Gas Recirculation (EGR) valve, Y2	303-14E-00-8
Exhaust Gas Recirculation (EGR) valve, Y2	303-14F-00-5
Exterior Lighting – Fog lamps	417-01-00-59
Exterior Lighting – Headlamp leveling	417-01-00-7
Exterior Lighting – Headlamps	417-01-00-1
Exterior Lighting – Licence plate illumination	417-01-00-53
Exterior Lighting – Position and Parking Lamps	417-01-00-38
Exterior Lighting – Reversing lamps	417-01-00-63
Exterior Lighting – Stop Lamps	417-01-00-19
Exterior Lighting – Trailer socket	417-01-00-76
Exterior Lighting – Turn Signal Lamps	417-01-00-25
Exterior mirror, driver side, A355	501-09-00-1
Exterior mirror, driver side, A355	501-09-00-13
Exterior mirror, driver side, A355	501-09-00-2
Exterior mirror, driver side, A355	501-09-00-3
Exterior mirror, driver side, A355	501-09-00-5



Exterior mirror, driver side, A355	501-09-00-8
Exterior mirror, passenger side, A356	501-09-00-1
Exterior mirror, passenger side, A356	501-09-00-12
Exterior mirror, passenger side, A356	501-09-00-2
Exterior mirror, passenger side, A356	501-09-00-4
Exterior mirror, passenger side, A356	501-09-00-6
Exterior mirror, passenger side, A356	501-09-00-9
F1	700-02-00-1
F1	700-03-00-1
F2	700-02-00-1
F2	700-03-00-2
F3	700-02-00-1
F3	700-02-00-2
F3	700-02-00-24
F3	700-02-00-25
F3	700-02-00-28
F3	700-03-00-3
F4	700-02-00-1
F4	700-03-00-4
F5	700-02-00-1
F5	700-03-00-5
F6	700-02-00-1
F6	700-02-00-15
F6	700-02-00-16
F6	700-02-00-17
F6	700-02-00-18
F6	700-02-00-19
F6	700-02-00-20
F6	700-03-00-5
F7	700-02-00-1
F7	700-03-00-5
F8	700-02-00-1
F8	700-03-00-5
F9	700-02-00-1
F9	700-02-00-9
F9	700-02-00-10
F9	700-02-00-11
F9	700-02-00-12
F9	700-02-00-13
F9	700-02-00-14
F9	700-02-00-15
F9	700-02-00-16
F9	700-02-00-17
F9	700-02-00-18
F9	700-02-00-19
F9	700-02-00-20
F9	700-02-00-21
F9	700-02-00-22
F9	700-03-00-6



F10	700-02-00-1
F10	700-03-00-7
F11	700-02-00-1
F11	700-02-00-4
F11	700-02-00-5
F11	700-02-00-6
F11	700-02-00-7
F11	700-02-00-8
F11	700-02-00-26
F11	700-02-00-27
F11	700-02-00-28
F11	700-03-00-8
F12	700-02-00-1
F12	700-02-00-23
F12	700-03-00-9
F13	700-02-00-1
F13	700-03-00-10
F14	700-02-00-23
F14	700-03-00-10
F15	700-02-00-1
F15	700-03-00-10
F16	700-02-00-23
F16	700-03-00-10
F17	700-02-00-1
F17	700-03-00-10
F18	700-02-00-1
F18	700-03-00-10
F19	700-02-00-4
F19	700-02-00-5
F19	700-02-00-6
F19	700-02-00-7
F19	700-02-00-8
F19	700-03-00-11
F20	700-02-00-1
F20	700-03-00-12
F21	700-02-00-1
F21	700-03-00-12
F22	700-02-00-4
F22	700-02-00-5
F22	700-02-00-6
F22	700-02-00-7
F22	700-02-00-8
F22	700-03-00-12
F23	700-02-00-1
F23	700-03-00-13
F24	700-02-00-1
F24	700-03-00-13
F25	700-02-00-4
F25	700-02-00-5



F25	700-02-00-6
F25	700-02-00-7
F25	700-02-00-8
F25	700-02-00-23
F25	700-03-00-14
F26	700-02-00-1
F26	700-03-00-15
F27	700-02-00-1
F27	700-03-00-15
F28	700-02-00-15
F28	700-02-00-16
F28	700-02-00-17
F28	700-02-00-18
F28	700-02-00-19
F28	700-02-00-20
F28	700-03-00-15
F29	700-02-00-1
F29	700-03-00-16
F30	700-02-00-1
F30	700-03-00-16
F31	700-02-00-1
F31	700-03-00-17
F32	700-02-00-9
F32	700-02-00-10
F32	700-02-00-13
F32	700-02-00-14
F32	700-02-00-21
F32	700-02-00-22
F32	700-03-00-17
F33	700-02-00-9
F33	700-02-00-10
F33	700-02-00-11
F33	700-02-00-12
F33	700-02-00-13
F33	700-02-00-14
F33	700-02-00-15
F33	700-02-00-16
F33	700-02-00-19
F33	700-02-00-20
F33	700-02-00-21
F33	700-02-00-22
F33	700-03-00-18
F33	700-03-00-19
F33	700-03-00-20
F33	700-03-00-21
F33	700-03-00-22
F33	700-03-00-23
F34	700-02-00-9
F34	700-02-00-10



F34	700-02-00-11
F34	700-02-00-12
F34	700-02-00-13
F34	700-02-00-14
F34	700-02-00-15
F34	700-02-00-16
F34	700-02-00-17
F34	700-02-00-18
F34	700-02-00-19
F34	700-02-00-20
F34	700-02-00-21
F34	700-02-00-22
F34	700-03-00-24
F34	700-03-00-25
F34	700-03-00-26
F34	700-03-00-27
F34	700-03-00-28
F34	700-03-00-29
F34	700-03-00-30
F35	700-02-00-9
F35	700-02-00-10
F35	700-02-00-11
F35	700-02-00-12
F35	700-02-00-13
F35	700-02-00-14
F35	700-02-00-15
F35	700-02-00-16
F35	700-02-00-17
F35	700-02-00-18
F35	700-02-00-19
F35	700-02-00-20
F35	700-02-00-21
F35	700-02-00-22
F35	700-03-00-31
F35	700-03-00-32
F35	700-03-00-33
F35	700-03-00-34
F35	700-03-00-35
F35	700-03-00-36
F35	700-03-00-37
F35	700-03-00-38
F35	700-03-00-39
F36	700-02-00-9
F36	700-02-00-10
F36	700-02-00-11
F36	700-02-00-12
F36	700-02-00-13
F36	700-02-00-14
F36	700-02-00-15



F36	700-02-00-16
F36	700-02-00-17
F36	700-02-00-18
F36	700-02-00-19
F36	700-02-00-20
F36	700-02-00-21
F36	700-02-00-22
F36	700-03-00-40
F36	700-03-00-41
F36	700-03-00-42
F36	700-03-00-43
F36	700-03-00-44
F36	700-03-00-45
F36	700-03-00-46
F100	700-02-00-4
F100	700-02-00-5
F100	700-02-00-6
F100	700-02-00-7
F100	700-02-00-8
F100	700-03-00-47
F100	700-03-00-48
F100	700-03-00-49
F101	700-02-00-1
F101	700-03-00-4
F101	700-03-00-50
F102	700-02-00-2
F102	700-03-00-3
F102	700-03-00-51
F103	700-02-00-26
F103	700-02-00-27
F103	700-02-00-28
F103	700-03-00-3
F103	700-03-00-52
F104	700-02-00-1
F104	700-03-00-4
F104	700-03-00-52
F105	700-02-00-1
F105	700-02-00-4
F105	700-02-00-5
F105	700-02-00-6
F105	700-02-00-7
F105	700-02-00-8
F105	700-03-00-4
F105	700-03-00-52
F106	700-02-00-2
F106	700-03-00-52
F107	700-02-00-2
F107	700-03-00-3
F107	700-03-00-53



F108	700-02-00-2
F108	700-02-00-4
F108	700-02-00-5
F108	700-02-00-6
F108	700-02-00-7
F108	700-02-00-8
F108	700-03-00-54
F109	700-02-00-1
F109	700-03-00-4
F109	700-03-00-55
F110	700-02-00-4
F110	700-02-00-5
F110	700-02-00-6
F110	700-02-00-7
F110	700-02-00-8
F110	700-02-00-27
F110	700-03-00-55
F111	700-02-00-2
F111	700-03-00-3
F111	700-03-00-55
F112	700-02-00-1
F112	700-03-00-4
F112	700-03-00-56
F113	700-02-00-2
F113	700-02-00-27
F113	700-03-00-3
F113	700-03-00-56
F114	700-02-00-4
F114	700-02-00-5
F114	700-02-00-6
F114	700-02-00-7
F114	700-02-00-8
F114	700-03-00-57
F115	700-02-00-4
F115	700-02-00-5
F115	700-02-00-6
F115	700-02-00-7
F115	700-02-00-8
F115	700-02-00-25
F115	700-03-00-57
F116	700-02-00-23
F116	700-03-00-58
F117	700-02-00-26
F117	700-02-00-27
F117	700-02-00-28
F117	700-03-00-58
F118	700-02-00-1
F118	700-03-00-4
F118	700-03-00-59



F119	700-02-00-2
F119	700-03-00-3
F119	700-03-00-59
F120	700-02-00-1
F120	700-03-00-4
F120	700-03-00-59
F121	700-02-00-23
F121	700-03-00-60
F122	700-02-00-4
F122	700-02-00-5
F122	700-02-00-6
F122	700-02-00-7
F122	700-02-00-8
F122	700-03-00-60
F123	700-02-00-4
F123	700-02-00-5
F123	700-02-00-6
F123	700-02-00-7
F123	700-02-00-8
F123	700-03-00-61
F124	700-02-00-26
F124	700-02-00-27
F124	700-02-00-28
F124	700-03-00-62
F124	700-03-00-63
F124	700-03-00-64
F124	700-03-00-65
F125	700-02-00-26
F125	700-02-00-27
F125	700-02-00-28
F125	700-03-00-66
F125	700-03-00-67
F125	700-03-00-68
F125	700-03-00-69
F126	700-02-00-2
F126	700-03-00-3
F126	700-03-00-70
F127	700-02-00-23
F127	700-03-00-70
F129	700-02-00-2
F129	700-03-00-3
F129	700-03-00-70
F131	700-02-00-23
F131	700-03-00-71
F132	700-02-00-4
F132	700-02-00-5
F132	700-02-00-6
F132	700-02-00-7
F132	700-02-00-8



F132	700-03-00-71
F133	700-02-00-2
F133	700-03-00-3
F133	700-03-00-72
F134	700-02-00-2
F134	700-03-00-3
F134	700-03-00-72
F135	700-02-00-2
F135	700-02-00-24
F135	700-02-00-25
F135	700-03-00-3
F135	700-03-00-73
F136	700-02-00-23
F136	700-03-00-73
F137	700-02-00-1
F137	700-03-00-4
F137	700-03-00-74
F138	700-02-00-4
F138	700-02-00-5
F138	700-02-00-6
F138	700-02-00-7
F138	700-02-00-8
F138	700-03-00-75
F138	700-03-00-76
F138	700-03-00-77
F138	700-03-00-78
F138	700-03-00-79
F138	700-03-00-80
F138	700-03-00-81
F139	700-02-00-24
F139	700-02-00-25
F139	700-03-00-82
F140	700-02-00-24
F140	700-02-00-25
F140	700-03-00-82
F141	700-02-00-23
F141	700-03-00-83
F142	700-02-00-24
F142	700-02-00-25
F142	700-03-00-84
F143	700-02-00-24
F143	700-02-00-25
F143	700-03-00-84
F245	700-02-00-3
F245	700-03-00-85
F301	700-02-00-3
F301	700-03-00-86
F302	700-02-00-3
F302	700-03-00-86



F303	700-02-00-3
F303	700-03-00-85
F1000	700-02-00-1
F1000	700-02-00-3
F1000	700-03-00-87
G1	700-04-00-1
G6	700-04-00-2
G7	700-04-00-3
G8	700-04-00-1
G12	700-04-00-5
G12	700-04-00-6
G12	700-04-00-7
G12	700-04-00-4
G12	700-04-00-8
G12	700-04-00-9
G12	700-04-00-10
G12	700-04-00-11
G12	700-04-00-12
G12	700-04-00-13
G12	700-04-00-14
G12	700-04-00-15
G19	700-04-00-16
G20	700-04-00-17
G20	700-04-00-18
G20	700-04-00-19
G31	700-04-00-20
G31	700-04-00-21
G37	700-04-00-22
G39	700-04-00-17
G45	700-04-00-23
G45	700-04-00-24
G45	700-04-00-25
G45	700-04-00-26
G45	700-04-00-27
G45	700-04-00-28
G45	700-04-00-29
G45	700-04-00-30
G53	700-04-00-31
G53	700-04-00-32
G53	700-04-00-33
G53	700-04-00-34
G53	700-04-00-35
G53	700-04-00-36
G53	700-04-00-37
G53	700-04-00-38
G53	700-04-00-39
G53	700-04-00-40
G53	700-04-00-41
G53	700-04-00-42



G55	700-04-00-43
G55	700-04-00-44
G56	700-04-00-45
G57	700-04-00-46
G57	700-04-00-47
G57	700-04-00-48
G57	700-04-00-49
G58	700-04-00-50
G63	700-04-00-51
G68	700-04-00-52
G68	700-04-00-53
G68	700-04-00-54
G70	700-04-00-55
G70	700-04-00-56
G70	700-04-00-57
Flexible fuel module, A330	413-01-00-5
Fog lamp, LH front, E43	417-01-00-59
Fog lamp, LH front, E43	417-01-00-60
Fog lamp, LH front, E43	417-01-00-61
Fog lamp, LH front, E43	417-01-00-62
Fog lamp, RH front, E42	417-01-00-59
Fog lamp, RH front, E42	417-01-00-60
Fog lamp, RH front, E42	417-01-00-61
Fog lamp, RH front, E42	417-01-00-62
Footwell lamp, LH front, E61	417-02-00-5
Footwell lamp, RH front, E62	417-02-00-5
Fuel additive system module, A348	303-14D-00-14
Fuel additive system module, A348	303-14E-00-10
Fuel additive system pump module, A349	303-14D-00-14
Fuel additive system pump module, A349	303-14E-00-10
Fuel Charging and Controls – 1.4/1.6L Duratec-16V (Sigma)	303-04A-00-1
Fuel Charging and Controls – 1.6L Duratec-16V Ti-VCT (Sigma)	303-04B-00-1
Fuel Charging and Controls – 1.6L Duratorq-TDCi (DV) Diesel	303-04D-00-1
Fuel Charging and Controls – 1.8/2.0L Duratec-HE (MI4)	303-04C-00-1
Fuel Charging and Controls – 1.8L Duratorq-TDCi (Kent) Diesel	303-04F-00-1
Fuel Charging and Controls – 2.0L Duratorq-TDCi (DW) Diesel	303-04E-00-1
Fuel Charging and Controls – 2.5L Duratec (VI5)	303-04G-00-1
Fuel filler door lock motor, M90	501-14-00-14
Fuel filler door lock motor, M90	501-14-00-19
Fuel filler door lock motor, M90	501-14-00-2
Fuel filler door lock motor, M90	501-14-00-26
Fuel filler door lock motor, M90	501-14-00-31
Fuel filler door lock motor, M90	501-14-00-38
Fuel filler door lock motor, M90	501-14-00-43
Fuel filler door lock motor, M90	501-14-00-7
Fuel filler door lock motor, M90	501-14-00-83
Fuel heater relay, K69	303-04D-00-2
Fuel heater relay, K69	303-04E-00-3
Fuel heater relay, K69	303-04F-00-2

Fuel heater, R32	303-04D-00-2
Fuel heater, R32	303-04E-00-3
Fuel heater, R32	303-04F-00-2
Fuel injector 1, Y108	303-04A-00-1
Fuel injector 1, Y108	303-04B-00-1
Fuel injector 1, Y108	303-04C-00-1
Fuel injector 1, Y108	303-04D-00-1
Fuel injector 1, Y108	303-04E-00-1
Fuel injector 1, Y108	303-04E-00-2
Fuel injector 1, Y108	303-04F-00-1
Fuel injector 1, Y108	303-04G-00-1
Fuel injector 2, Y109	303-04A-00-1
Fuel injector 2, Y109	303-04B-00-1
Fuel injector 2, Y109	303-04C-00-1
Fuel injector 2, Y109	303-04D-00-1
Fuel injector 2, Y109	303-04E-00-1
Fuel injector 2, Y109	303-04E-00-2
Fuel injector 2, Y109	303-04F-00-1
Fuel injector 2, Y109	303-04G-00-1
Fuel injector 3, Y110	303-04A-00-1
Fuel injector 3, Y110	303-04B-00-1
Fuel injector 3, Y110	303-04C-00-1
Fuel injector 3, Y110	303-04D-00-1
Fuel injector 3, Y110	303-04E-00-1
Fuel injector 3, Y110	303-04E-00-2
Fuel injector 3, Y110	303-04F-00-1
Fuel injector 3, Y110	303-04G-00-1
Fuel injector 4, Y111	303-04A-00-1
Fuel injector 4, Y111	303-04B-00-1
Fuel injector 4, Y111	303-04C-00-1
Fuel injector 4, Y111	303-04D-00-1
Fuel injector 4, Y111	303-04E-00-1
Fuel injector 4, Y111	303-04E-00-2
Fuel injector 4, Y111	303-04F-00-1
Fuel injector 4, Y111	303-04G-00-1
Fuel injector 5, Y112	303-04G-00-1
Fuel metering valve, Y165	303-04D-00-1
Fuel metering valve, Y165	303-04E-00-1
Fuel metering valve, Y165	303-04E-00-2
Fuel metering valve, Y165	303-04F-00-1
Fuel metering valve, Y165	303-14D-00-1
Fuel metering valve, Y165	303-14D-00-2
Fuel metering valve, Y165	303-14D-00-3
Fuel metering valve, Y165	303-14D-00-4
Fuel metering valve, Y165	303-14E-00-15
Fuel metering valve, Y165	303-14E-00-5
Fuel metering valve, Y165	303-14E-00-6
Fuel metering valve, Y165	303-14F-00-3
Fuel pressure solenoid valve, Y47	303-04E-00-1

Fuel pressure solenoid valve, Y47	303-04E-00-2
Fuel pressure solenoid valve, Y47	303-04F-00-1
Fuel pressure solenoid valve, Y47	303-14E-00-15
Fuel pressure solenoid valve, Y47	303-14E-00-5
Fuel pressure solenoid valve, Y47	303-14E-00-6
Fuel pressure solenoid valve, Y47	303-14F-00-3
Fuel pressure/temperature sensor, B311	303-04G-00-1
Fuel pump relay, K4	303-14A-00-7
Fuel pump relay, K4	303-14B-00-8
Fuel pump relay, K4	303-14C-00-6
Fuel pump relay, K4	303-14G-00-7
Fuel rail pressure transducer sensor, B225	303-04D-00-1
Fuel rail pressure transducer sensor, B225	303-04E-00-1
Fuel rail pressure transducer sensor, B225	303-04E-00-2
Fuel rail pressure transducer sensor, B225	303-04F-00-1
Fuel rail pressure transducer sensor, B225	303-14D-00-5
Fuel rail pressure transducer sensor, B225	303-14E-00-16
Fuel rail pressure transducer sensor, B225	303-14E-00-7
Fuel rail pressure transducer sensor, B225	303-14F-00-4
Fuel tank filler cap sensor, B190	303-14D-00-14
Fuel tank filler cap sensor, B190	303-14E-00-10
Fuel tank unit, A31	413-01-00-4
Fuel temperature sensor, B109	303-04D-00-1
Fuel temperature sensor, B109	303-04E-00-1
Fuel temperature sensor, B109	303-04E-00-2
Fuel temperature sensor, B109	303-04F-00-1
Fuel temperature sensor, B109	303-14D-00-5
Fuel temperature sensor, B109	303-14E-00-16
Fuel temperature sensor, B109	303-14E-00-7
Fuel temperature sensor, B109	303-14F-00-4
Fuse and Relay Information	700-01-00-1
Fuse box on battery, P302	303-06D-00-8
Fuse box on battery, P302	700-03-00-86
Fuse Details	700-03-00-1
Gearshift lever position sensor, B131	303-14G-00-7
Gearshift lever unit, N93	307-01A-00-1
Gearshift lever unit, N93	307-01A-00-3
Gearshift lever unit, N93	307-01A-00-4
Gearshift lever unit, N93	308-00-00-1
Gearshift lever unit, N93	308-00-00-3
Generator and Regulator – 1.4/1.6L Duratec-16V (Sigma)	414-02A-00-1
Generator and Regulator – 1.6L Duratec-16V Ti-VCT (Sigma)	414-02B-00-1
Generator and Regulator – 1.6L Duratorq-TDCi (DV) Diesel	414-02D-00-1
Generator and Regulator – 1.8/2.0L Duratec-HE (MI4)	414-02C-00-1
Generator and Regulator – 1.8L Duratorq-TDCi (Kent) Diesel	414-02F-00-1
Generator and Regulator – 2.0L Duratorq-TDCi (DW) Diesel	414-02E-00-1
Generator and Regulator – 2.5L Duratec (VI5)	414-02G-00-1
Generator, O5	414-02A-00-1
Generator, O5	414-02B-00-1

Generator, O5	414-02C-00-1
Generator, O5	414-02D-00-1
Generator, O5	414-02D-00-2
Generator, O5	414-02D-00-3
Generator, O5	414-02D-00-4
Generator, O5	414-02E-00-1
Generator, O5	414-02F-00-1
Generator, O5	414-02G-00-1
Glass, Frames and Mechanisms – convertible	501-11-00-16
Glass, Frames and Mechanisms – Heated power mirrors	501-11-00-13
Glass, Frames and Mechanisms – Heated rear window	501-11-00-12
Glass, Frames and Mechanisms – Heated windshield	501-11-00-11
Glass, Frames and Mechanisms – with global closing	501-11-00-3
Glass, Frames and Mechanisms – without global closing	501-11-00-1
Glove compartment lamp, E28	417-02-00-12
Glove compartment lamp, E28	417-02-00-5
Glow plug 1, P16	303-07D-00-1
Glow plug 1, P16	303-07E-00-1
Glow plug 1, P16	303-07E-00-2
Glow plug 1, P16	303-07E-00-3
Glow plug 2, P17	303-07D-00-1
Glow plug 2, P17	303-07E-00-1
Glow plug 2, P17	303-07E-00-2
Glow plug 2, P17	303-07E-00-3
Glow plug 3, P18	303-07D-00-1
Glow plug 3, P18	303-07E-00-1
Glow plug 3, P18	303-07E-00-2
Glow plug 3, P18	303-07E-00-3
Glow plug 4, P19	303-07D-00-1
Glow plug 4, P19	303-07E-00-1
Glow plug 4, P19	303-07E-00-2
Glow plug 4, P19	303-07E-00-3
Glow plug relay, K212	303-07D-00-1
Glow plug relay, K212	303-07E-00-1
Glow plug relay, K212	303-07E-00-2
Glow plug relay, K212	303-07E-00-3
Glow plug relay, K212	303-07F-00-1
Glow plug relay, K212	700-02-00-15
Glow plug relay, K212	700-02-00-16
Glow plug relay, K212	700-02-00-17
Glow plug relay, K212	700-02-00-18
Glow plug relay, K212	700-02-00-19
Glow plug relay, K212	700-02-00-20
Glow Plug System – 1.6L Duratorq-TDCi (DV) Diesel	303-07D-00-1
Glow Plug System – 1.8L Duratorq-TDCi (Kent) Diesel	303-07F-00-1
Glow Plug System – 2.0L Duratorq-TDCi (DW) Diesel	303-07E-00-1
Glow plugs, P20	303-07F-00-1
GPS antenna, A153	413-07-00-2
GPS antenna, A153	415-01-00-4

GPS antenna, A153	415-01-00-8
GPS antenna, A153	419-07A-00-2
GPS antenna, A153	419-07B-00-1
GPS antenna, A153	419-07B-00-4
Ground Distribution	700-04-00-1
Handles, Locks, Latches and Entry Systems – convertible	501-14-00-81
Handles, Locks, Latches and Entry Systems – with central locking	501-14-00-1
Handles, Locks, Latches and Entry Systems – with double locking	501-14-00-26
Handles, Locks, Latches and Entry Systems – with keyless vehicle system	501-14-00-49
Hazard flasher switch, N49	417-01-00-25
Hazard flasher switch, N49	417-01-00-26
Headlamp cleaning relay, K34	501-16-00-6
Headlamp leveling sensor, front, B245	417-01-00-9
Headlamp leveling sensor, rear, B244	417-01-00-9
Headlamp switch, N120	417-01-00-1
Headlamp switch, N120	417-04-00-1
Headlamp washer pump, M5	501-16-00-6
Headlamp, LH side, E1	417-01-00-7
Headlamp, LH side, E1	417-01-00-8
Headlamp, RH side, E7	417-01-00-7
Headlamp, RH side, E7	417-01-00-8
Heated Exhaust Gas Oxygen (HEGO) sensor, B3	303-14D-00-11
Heated Exhaust Gas Oxygen (HEGO) sensor, B3	303-14D-00-12
Heated rear window switch, N10	501-11-00-12
Heated rear window switch, N10	501-11-00-23
Heated seat backrest element, left, R12	501-10-00-3
Heated seat backrest element, left, R12	501-10-00-4
Heated seat backrest element, right, R11	501-10-00-3
Heated seat backrest element, right, R11	501-10-00-4
Heated seat cushion element, left, R14	501-10-00-3
Heated seat cushion element, left, R14	501-10-00-4
Heated seat cushion element, right, R13	501-10-00-3
Heated seat cushion element, right, R13	501-10-00-4
Heated seat element, driver side front, R69	501-10-00-5
Heated seat element, driver side front, R69	501-10-00-6
Heated seat element, passenger side front, R90	501-10-00-5
Heated seat element, passenger side front, R90	501-10-00-6
Heated seat module, driver side front, A224	501-10-00-3
Heated seat module, driver side front, A224	501-10-00-4
Heated seat module, driver side front, A224	501-10-00-5
Heated seat module, driver side front, A224	501-10-00-6
Heated seat module, passenger side front, A223	501-10-00-3
Heated seat module, passenger side front, A223	501-10-00-4
Heated seat module, passenger side front, A223	501-10-00-5
Heated seat module, passenger side front, A223	501-10-00-6
Heated seat pad resistor, driver side, R33	501-10-00-3
Heated seat pad resistor, driver side, R33	501-10-00-4
Heated seat pad resistor, passenger side, R34	501-10-00-3
Heated seat pad resistor, passenger side, R34	501-10-00-4

Heated seat switch, driver side, N171	501-10-00-3
Heated seat switch, driver side, N171	501-10-00-4
Heated seat switch, driver side, N171	501-10-00-5
Heated seat switch, driver side, N171	501-10-00-6
Heated seat switch, passenger side, N172	501-10-00-3
Heated seat switch, passenger side, N172	501-10-00-4
Heated seat switch, passenger side, N172	501-10-00-5
Heated seat switch, passenger side, N172	501-10-00-6
Heated windshield relay, K164	501-11-00-11
Heated windshield relay, K164	501-11-00-22
Heated windshield relay, K164	700-02-00-23
Heated windshield switch, N280	501-11-00-11
Heated windshield switch, N280	501-11-00-22
Heater control module, A128	412-03-00-1
Heating and Ventilation	412-02A-00-1
High intensity discharge headlamp control module, A350	417-01-00-9
High intensity discharge headlamp, LH side, E181	417-01-00-10
High intensity discharge headlamp, RH side, E182	417-01-00-11
High mounted stop lamp, E174	417-01-00-19
High mounted stop lamp, E174	417-01-00-20
High mounted stop lamp, E174	417-01-00-21
High mounted stop lamp, E174	417-01-00-22
High mounted stop lamp, E174	417-01-00-23
High mounted stop lamp, E174	417-01-00-90
Horn	413-06-00-1
Horn relay, K33	413-06-00-1
Horn switch, N54	413-06-00-1
Horn, H1	413-06-00-1
Hydraulic Brake Actuation	206-06-00-1
Hydraulic module, A511	501-18-00-2
Ignition coil, cylinder 1, T6	303-07C-00-1
Ignition coil, cylinder 1, T6	303-07G-00-1
Ignition coil, cylinder 2, T7	303-07C-00-1
Ignition coil, cylinder 2, T7	303-07G-00-1
Ignition coil, cylinder 3, T8	303-07C-00-1
Ignition coil, cylinder 3, T8	303-07G-00-1
Ignition coil, cylinder 4, T9	303-07C-00-1
Ignition coil, cylinder 4, T9	303-07G-00-1
Ignition coil, cylinder 5, T30	303-07G-00-1
Ignition coil, T1	303-07A-00-1
Ignition coil, T1	303-07B-00-1
Ignition relay 2, K258	303-06A-00-5
Ignition relay 2, K258	303-06B-00-3
Ignition relay 2, K258	303-06C-00-5
Ignition relay 2, K258	303-06D-00-3
Ignition relay 2, K258	303-06E-00-4
Ignition relay 2, K258	303-06F-00-3
Ignition relay 2, K258	303-06G-00-2
Ignition relay 2, K258	700-02-00-8

Ignition relay, K41	700-02-00-23
Ignition switch, N278	700-02-00-4
Ignition switch, N278	700-02-00-5
Ignition switch, N278	700-02-00-6
Ignition switch, N278	700-02-00-7
In-vehicle temperature sensor, B206	412-03-00-12
Index	100-00-02-1
Inertia Fuel Shutoff (IFS) switch, N316	303-14A-00-7
Inertia Fuel Shutoff (IFS) switch, N316	303-14B-00-8
Inertia Fuel Shutoff (IFS) switch, N316	303-14C-00-6
Inertia Fuel Shutoff (IFS) switch, N316	303-14C-00-7
Inertia Fuel Shutoff (IFS) switch, N316	303-14G-00-7
Inlet air control valve solenoid, Y218	303-14C-00-5
Instrument Cluster	413-01-00-1
Instrument Cluster and Panel Illumination	413-00-00-1
Instrument cluster, A30	413-01-00-1
Instrument Panel and Console	501-12-00-1
Intake Air Temperature (IAT) sensor, B213	303-14D-00-5
Intake Air Temperature (IAT) sensor, B213	303-14E-00-16
Intake Air Temperature (IAT) sensor, B213	303-14E-00-7
Intercooler bypass solenoid valve, Y185	303-14E-00-5
Intercooler bypass solenoid valve, Y185	303-14E-00-6
Intercooler outlet motor, M163	303-14D-00-10
Intercooler outlet motor, M163	303-14D-00-8
Interior lamp, front, E18	417-02-00-1
Interior lamp, front, E18	417-02-00-11
Interior lamp, front, E18	417-02-00-2
Interior lamp, front, E18	417-02-00-3
Interior lamp, rear, E19	417-02-00-3
Interior Lighting	417-02-00-1
Interior scan switch, N507	419-01A-00-3
Interior scan switch, N507	419-01A-00-4
Interior scan switch, N507	419-01A-00-5
Interior scan switch, N507	501-09-00-10
Interior scan switch, N507	501-14-00-59
Interior scan switch, N507	501-14-00-91
Introduction	100-00-03-1
Keyless vehicle antenna, centre console, A387	303-06A-00-8
Keyless vehicle antenna, centre console, A387	303-06B-00-6
Keyless vehicle antenna, centre console, A387	303-06C-00-8
Keyless vehicle antenna, centre console, A387	303-06D-00-6
Keyless vehicle antenna, centre console, A387	303-06E-00-7
Keyless vehicle antenna, centre console, A387	303-06F-00-6
Keyless vehicle antenna, centre console, A387	303-06G-00-5
Keyless vehicle antenna, centre console, A387	501-14-00-100
Keyless vehicle antenna, centre console, A387	501-14-00-68
Keyless vehicle antenna, dash panel, A388	303-06A-00-8
Keyless vehicle antenna, dash panel, A388	303-06B-00-6
Keyless vehicle antenna, dash panel, A388	303-06C-00-8

Keyless vehicle antenna, dash panel, A388	303-06D-00-6
Keyless vehicle antenna, dash panel, A388	303-06E-00-7
Keyless vehicle antenna, dash panel, A388	303-06F-00-6
Keyless vehicle antenna, dash panel, A388	303-06G-00-5
Keyless vehicle antenna, dash panel, A388	501-14-00-100
Keyless vehicle antenna, dash panel, A388	501-14-00-68
Keyless vehicle antenna, LH front door, A384	501-14-00-101
Keyless vehicle antenna, LH front door, A384	501-14-00-102
Keyless vehicle antenna, LH front door, A384	501-14-00-70
Keyless vehicle antenna, LH front door, A384	501-14-00-78
Keyless vehicle antenna, luggage compartment, A386	303-06A-00-8
Keyless vehicle antenna, luggage compartment, A386	303-06B-00-6
Keyless vehicle antenna, luggage compartment, A386	303-06C-00-8
Keyless vehicle antenna, luggage compartment, A386	303-06D-00-6
Keyless vehicle antenna, luggage compartment, A386	303-06E-00-7
Keyless vehicle antenna, luggage compartment, A386	303-06F-00-6
Keyless vehicle antenna, luggage compartment, A386	303-06G-00-5
Keyless vehicle antenna, luggage compartment, A386	501-14-00-100
Keyless vehicle antenna, luggage compartment, A386	501-14-00-68
Keyless vehicle antenna, rear bumper, A385	501-14-00-100
Keyless vehicle antenna, rear bumper, A385	501-14-00-68
Keyless vehicle antenna, RH front door, A383	501-14-00-101
Keyless vehicle antenna, RH front door, A383	501-14-00-102
Keyless vehicle antenna, RH front door, A383	501-14-00-72
Keyless vehicle antenna, RH front door, A383	501-14-00-76
Keyless vehicle clutch pedal position switch, N398	303-06A-00-7
Keyless vehicle clutch pedal position switch, N398	303-06B-00-5
Keyless vehicle clutch pedal position switch, N398	303-06C-00-7
Keyless vehicle clutch pedal position switch, N398	303-06D-00-5
Keyless vehicle clutch pedal position switch, N398	303-06E-00-6
Keyless vehicle clutch pedal position switch, N398	303-06F-00-5
Keyless vehicle clutch pedal position switch, N398	303-06G-00-4
Keyless vehicle clutch pedal position switch, N398	308-00-00-3
Keyless vehicle clutch pedal position switch, N398	413-01-00-8
Keyless vehicle clutch pedal position switch, N398	501-14-00-66
Keyless vehicle clutch pedal position switch, N398	501-14-00-67
Keyless vehicle clutch pedal position switch, N398	501-14-00-99
Keyless vehicle door lock switch, driver side front, N503	501-14-00-101
Keyless vehicle door lock switch, driver side front, N503	501-14-00-70
Keyless vehicle door lock switch, driver side front, N503	501-14-00-76
Keyless vehicle door lock switch, passenger side front, N504	501-14-00-102
Keyless vehicle door lock switch, passenger side front, N504	501-14-00-72
Keyless vehicle door lock switch, passenger side front, N504	501-14-00-78
Keyless vehicle door unlock switch, driver side front, N399	501-14-00-101
Keyless vehicle door unlock switch, driver side front, N399	501-14-00-70
Keyless vehicle door unlock switch, driver side front, N399	501-14-00-76
Keyless vehicle door unlock switch, LH rear, N501	501-14-00-73
Keyless vehicle door unlock switch, LH rear, N501	501-14-00-79
Keyless vehicle door unlock switch, passenger side front, N500	501-14-00-102

Keyless vehicle door unlock switch, passenger side front, N500	501-14-00-72
Keyless vehicle door unlock switch, passenger side front, N500	501-14-00-78
Keyless vehicle door unlock switch, RH rear, N502	501-14-00-74
Keyless vehicle door unlock switch, RH rear, N502	501-14-00-80
Keyless vehicle global unlock switch, N505	501-14-00-70
Keyless vehicle liftgate lock switch, N506	501-14-00-66
Keyless vehicle liftgate lock switch, N506	501-14-00-99
Keyless vehicle module, A391	303-06A-00-5
Keyless vehicle module, A391	303-06B-00-4
Knock sensor 1, B105	303-07B-00-1
Knock sensor 1, B105	303-07G-00-2
Knock sensor 1, B105	303-14B-00-5
Knock sensor 1, B105	303-14B-00-6
Knock sensor 1, B105	303-14G-00-4
Knock sensor 2, B106	303-07B-00-1
Knock sensor 2, B106	303-07G-00-2
Knock sensor 2, B106	303-14B-00-5
Knock sensor 2, B106	303-14B-00-6
Knock sensor 2, B106	303-14G-00-4
Knock sensor, B45	303-07A-00-1
Knock sensor, B45	303-07C-00-1
Knock sensor, B45	303-14A-00-5
Knock sensor, B45	303-14C-00-4
Knock sensor, B45	303-14F-00-5
Licence plate lamp, LH side, E34	417-01-00-53
Licence plate lamp, LH side, E34	417-01-00-54
Licence plate lamp, LH side, E34	417-01-00-55
Licence plate lamp, LH side, E34	417-01-00-56
Licence plate lamp, LH side, E34	417-01-00-57
Licence plate lamp, LH side, E34	417-01-00-58
Licence plate lamp, LH side, E34	417-04-00-3
Licence plate lamp, LH side, E34	417-04-00-6
Licence plate lamp, RH side, E35	417-01-00-53
Licence plate lamp, RH side, E35	417-01-00-54
Licence plate lamp, RH side, E35	417-01-00-55
Licence plate lamp, RH side, E35	417-01-00-56
Licence plate lamp, RH side, E35	417-01-00-57
Licence plate lamp, RH side, E35	417-01-00-58
Licence plate lamp, RH side, E35	417-04-00-3
Licence plate lamp, RH side, E35	417-04-00-6
Licence plate lamps, E14	417-01-00-53
Licence plate lamps, E14	417-01-00-57
Liftgate lamp assembly, LH side, E104	417-01-00-104
Liftgate lamp assembly, LH side, E104	417-01-00-62
Liftgate lamp assembly, LH side, E104	417-01-00-75
Liftgate lamp assembly, RH side, E108	417-01-00-104
Liftgate lamp assembly, RH side, E108	417-01-00-62
Liftgate lamp assembly, RH side, E108	417-01-00-75
Liftgate switch, N265	501-14-00-12

Liftgate switch, N265	501-14-00-17
Liftgate switch, N265	501-14-00-24
Liftgate switch, N265	501-14-00-29
Liftgate switch, N265	501-14-00-36
Liftgate switch, N265	501-14-00-41
Liftgate switch, N265	501-14-00-48
Liftgate switch, N265	501-14-00-5
Liftgate switch, N265	501-14-00-67
Liftgate/luggage compartment lid release switch, N155	501-14-00-12
Liftgate/luggage compartment lid release switch, N155	501-14-00-17
Liftgate/luggage compartment lid release switch, N155	501-14-00-24
Liftgate/luggage compartment lid release switch, N155	501-14-00-29
Liftgate/luggage compartment lid release switch, N155	501-14-00-36
Liftgate/luggage compartment lid release switch, N155	501-14-00-41
Liftgate/luggage compartment lid release switch, N155	501-14-00-48
Liftgate/luggage compartment lid release switch, N155	501-14-00-5
Liftgate/luggage compartment lid release switch, N155	501-14-00-50
Liftgate/luggage compartment lid release switch, N155	501-14-00-66
Liftgate/luggage compartment lid release switch, N155	501-14-00-82
Liftgate/luggage compartment lid release switch, N155	501-14-00-89
Liftgate/luggage compartment lid release switch, N155	501-14-00-99
Low cleaning water level switch, N89	413-01-00-9
Luggage compartment lamp, E57	417-02-00-11
Luggage compartment lamp, E57	417-02-00-2
Luggage compartment lamp, E57	417-02-00-4
Manifold Absolute Pressure (MAP) sensor, B2	303-14F-00-4
Manual Transmission	308-00-00-1
Mass Air Flow (MAF) sensor, B22	303-14B-00-4
Mass Air Flow (MAF) sensor, B22	303-14D-00-7
Mass Air Flow (MAF) sensor, B22	303-14D-00-9
Mass Air Flow (MAF) sensor, B22	303-14E-00-14
Mass Air Flow (MAF) sensor, B22	303-14E-00-4
Mass Air Flow (MAF) sensor, B22	303-14F-00-2
Mass Air Flow (MAF) sensor, B22	303-14G-00-5
Mass Air Flow (MAF) sensor, B22	303-14G-00-6
MD4 motor, M181	501-18-00-3
Metering pump, additional heater, M121	412-02B-00-1
Microphone, A164	419-07B-00-6
Microphone, A164	419-07B-00-7
Microphone, A164	419-08-00-1
Microphone, A164	419-08-00-4
Microphone, A164	419-08-00-6
Microphone, A164	419-08-00-8
Minor gauge cluster, A76	413-01-00-16
Module Communications Network	418-00-00-1
Multifunction Electronic Control Modules	419-10-00-1
Navigation System – with DVD navigation system with touch screen	419-07A-00-1
Navigation System – with Travel Pilot EX	419-07B-00-1
Navigation system main unit, A182	415-01-00-8

Navigation system main unit, A182	419-07A-00-2
Neutral position sensor, B342	303-14D-00-17
Occupancy sensor, passenger seat, B242	413-01-00-7
Occupancy sensor, passenger seat, B242	413-01-00-8
Occupancy sensor, passenger seat, B242	501-20A-00-1
Occupancy sensor, passenger seat, B242	501-20A-00-2
Oil pressure switch, N17	303-14G-00-4
Oil pressure switch, N17	413-01-00-1
Oil pressure switch, N17	413-01-00-2
Output Shaft Speed (OSS) sensor, B110	307-01A-00-5
Outside air temperature sensor, B73	412-02B-00-1
Outside air temperature sensor, B73	412-02B-00-2
Outside air temperature sensor, B73	412-02B-00-3
Outside air temperature sensor, B73	413-01-00-3
Outside air temperature sensor, B73	419-10-00-3
Panel/floor mode actuator, M250	412-03-00-15
Parking Aid	413-13-00-1
Parking aid camera module, A527	413-13-00-4
Parking aid camera, A526	413-13-00-4
Parking aid module, A265	413-13-00-1
Parking aid sensor, rear, inner left, B169	413-13-00-1
Parking aid sensor, rear, inner right, B170	413-13-00-1
Parking aid sensor, rear, outer left, B168	413-13-00-1
Parking aid sensor, rear, outer right, B171	413-13-00-1
Parking aid speaker, rear, Y163	413-13-00-1
Parking aid speaker, rear, Y163	413-13-00-3
Parking brake switch, N63	413-01-00-3
Passenger air bag deactivation (PAD) switch, N475	501-20B-00-1
Passenger air bag deactivation (PAD) switch, N475	501-20B-00-7
Passenger air bag deactivation indicator, E224	501-20B-00-1
Passenger air bag deactivation indicator, E224	501-20B-00-7
Passenger air bag unit, A43	501-20B-00-10
Passenger air bag unit, A43	501-20B-00-4
Passenger door handle switch, N119a	501-11-00-18
Passenger door handle switch, N119a	501-11-00-19
Passive anti-theft system transceiver module, A102	303-06A-00-8
Passive anti-theft system transceiver module, A102	303-06B-00-6
Passive anti-theft system transceiver module, A102	303-06C-00-8
Passive anti-theft system transceiver module, A102	303-06D-00-6
Passive anti-theft system transceiver module, A102	303-06E-00-7
Passive anti-theft system transceiver module, A102	303-06F-00-6
Passive anti-theft system transceiver module, A102	303-06G-00-5
Passive anti-theft system transceiver module, A102	419-01B-00-1
Passive anti-theft system transceiver module, A102	419-01B-00-2
Phone hand unit, A178	419-08-00-2
Post-catalyst exhaust gas temperature sensor, B188	303-14D-00-6
Post-catalyst exhaust gas temperature sensor, B188	303-14E-00-17
Post-catalyst exhaust gas temperature sensor, B188	303-14E-00-8
Post-catalyst heated oxygen sensor (HO2S), B90	303-14G-00-1

Post-catalyst heated oxygen sensor (HO2S), B90	303-14G-00-2
Power Distribution	700-02-00-1
Power hold relay, K13	303-03A-00-3
Power hold relay, K13	303-03A-00-4
Power hold relay, K13	303-03B-00-3
Power hold relay, K13	303-03B-00-4
Power hold relay, K13	303-03C-00-3
Power hold relay, K13	303-03D-00-3
Power hold relay, K13	303-03E-00-3
Power hold relay, K13	303-03F-00-3
Power hold relay, K13	303-03G-00-2
Power hold relay, K13	303-14A-00-1
Power hold relay, K13	303-14A-00-3
Power hold relay, K13	303-14A-00-6
Power hold relay, K13	303-14B-00-1
Power hold relay, K13	303-14B-00-2
Power hold relay, K13	303-14B-00-4
Power hold relay, K13	303-14B-00-5
Power hold relay, K13	303-14B-00-6
Power hold relay, K13	303-14B-00-7
Power hold relay, K13	303-14C-00-1
Power hold relay, K13	303-14C-00-2
Power hold relay, K13	303-14C-00-5
Power hold relay, K13	303-14D-00-1
Power hold relay, K13	303-14D-00-10
Power hold relay, K13	303-14D-00-11
Power hold relay, K13	303-14D-00-12
Power hold relay, K13	303-14D-00-2
Power hold relay, K13	303-14D-00-3
Power hold relay, K13	303-14D-00-4
Power hold relay, K13	303-14D-00-7
Power hold relay, K13	303-14D-00-8
Power hold relay, K13	303-14D-00-9
Power hold relay, K13	303-14E-00-1
Power hold relay, K13	303-14E-00-11
Power hold relay, K13	303-14E-00-12
Power hold relay, K13	303-14E-00-13
Power hold relay, K13	303-14E-00-14
Power hold relay, K13	303-14E-00-15
Power hold relay, K13	303-14E-00-2
Power hold relay, K13	303-14E-00-3
Power hold relay, K13	303-14E-00-4
Power hold relay, K13	303-14E-00-5
Power hold relay, K13	303-14E-00-6
Power hold relay, K13	303-14F-00-1
Power hold relay, K13	303-14F-00-2
Power hold relay, K13	303-14F-00-3
Power hold relay, K13	303-14G-00-1
Power hold relay, K13	303-14G-00-2

Power hold relay, K13	303-14G-00-5
Power hold relay, K13	303-14G-00-6
Power hold relay, K13	700-02-00-10
Power hold relay, K13	700-02-00-11
Power hold relay, K13	700-02-00-12
Power hold relay, K13	700-02-00-13
Power hold relay, K13	700-02-00-14
Power hold relay, K13	700-02-00-15
Power hold relay, K13	700-02-00-16
Power hold relay, K13	700-02-00-17
Power hold relay, K13	700-02-00-18
Power hold relay, K13	700-02-00-19
Power hold relay, K13	700-02-00-20
Power hold relay, K13	700-02-00-21
Power hold relay, K13	700-02-00-22
Power hold relay, K13	700-02-00-9
Power mirror fold switch, N279	501-09-00-10
Power mirror fold switch, N279	501-09-00-7
Power point 2, O10	501-12-00-1
Power point 2, O10	501-12-00-2
Power point 2, O10	501-12-00-3
Power point, rear, O21	501-12-00-2
Power point, rear, O21	501-12-00-3
Power Steering	211-02-00-1
Power steering pressure switch, N96	303-14A-00-2
Power steering pressure switch, N96	303-14A-00-4
Power steering pressure switch, N96	303-14B-00-3
Powertrain control module (PCM), A147	303-14D-00-1
Powertrain control module (PCM), A147	303-14E-00-1
Powertrain control module (PCM), A147	303-14F-00-1
Powertrain control module (PCM), A147	303-14G-00-1
Pre-catalyst exhaust gas temperature sensor, B187	303-14D-00-6
Pre-catalyst exhaust gas temperature sensor, B187	303-14E-00-17
Pre-catalyst exhaust gas temperature sensor, B187	303-14E-00-8
Pre-catalyst heated oxygen sensor (HO2S), B89	303-14A-00-1
Pre-catalyst heated oxygen sensor (HO2S), B89	303-14A-00-3
Pre-catalyst heated oxygen sensor (HO2S), B89	303-14C-00-1
Pre-catalyst heated oxygen sensor (HO2S), B89	303-14C-00-2
Pre-catalyst heated oxygen sensor (HO2S), B89	303-14G-00-1
Pre-catalyst heated oxygen sensor (HO2S), B89	303-14G-00-2
Pre-catalyst heated oxygen sensor (HO2S), LH, B47	303-14B-00-1
Pre-catalyst heated oxygen sensor (HO2S), LH, B47	303-14B-00-2
PTC Heater, R44	412-02B-00-2
PTC Heater, R44	412-02B-00-3
Radio remote control switch, N214	415-01-00-2
Radio remote control switch, N214	415-01-00-5
Radio remote control switch, N214	415-01-00-9
Radio remote control switch, N214	419-07A-00-3
Radio remote control switch, N214	419-07B-00-2

Radio remote control switch, N214	419-07B-00-5
Radio remote control switch, N214	419-08-00-1
Radio remote control switch, N214	419-08-00-3
Radio, A11	415-01-00-1
Radio, A11	415-03-00-1
Rear fog lamp cutoff relay, K125	417-01-00-101
Rear fog lamp cutoff relay, K125	417-01-00-102
Rear fog lamp cutoff relay, K125	417-01-00-103
Rear fog lamp cutoff relay, K125	417-01-00-95
Rear fog lamp cutoff relay, K125	417-01-00-96
Rear fog lamp cutoff relay, K125	417-01-00-97
Rear fog lamp cutoff relay, K125	417-01-00-98
Rear fog lamp, E52	417-01-00-100
Rear fog lamp, E52	417-01-00-59
Rear fog lamp, E52	417-01-00-95
Rear fog lamp, E52	417-01-00-99
Rear lamp assembly, LH side, E9	417-01-00-19
Rear lamp assembly, LH side, E9	417-01-00-20
Rear lamp assembly, LH side, E9	417-01-00-21
Rear lamp assembly, LH side, E9	417-01-00-22
Rear lamp assembly, LH side, E9	417-01-00-23
Rear lamp assembly, LH side, E9	417-01-00-38
Rear lamp assembly, LH side, E9	417-01-00-41
Rear lamp assembly, LH side, E9	417-01-00-43
Rear lamp assembly, LH side, E9	417-01-00-47
Rear lamp assembly, LH side, E9	417-01-00-48
Rear lamp assembly, LH side, E9	417-01-00-51
Rear lamp assembly, LH side, E9	417-01-00-87
Rear lamp assembly, LH side, E9	417-01-00-91
Rear lamp assembly, RH side, E10	417-01-00-19
Rear lamp assembly, RH side, E10	417-01-00-20
Rear lamp assembly, RH side, E10	417-01-00-21
Rear lamp assembly, RH side, E10	417-01-00-22
Rear lamp assembly, RH side, E10	417-01-00-23
Rear lamp assembly, RH side, E10	417-01-00-38
Rear lamp assembly, RH side, E10	417-01-00-43
Rear lamp assembly, RH side, E10	417-01-00-46
Rear lamp assembly, RH side, E10	417-01-00-48
Rear lamp assembly, RH side, E10	417-01-00-52
Rear lamp assembly, RH side, E10	417-01-00-87
Rear lamp assembly, RH side, E10	417-01-00-91
Rear View Mirrors	501-09-00-1
Rear window heater, R19	501-11-00-12
Rear window heater, R19	501-11-00-23
Rear window wiper motor, M9	501-16-00-3
Receiver for mobile navigation system, A525	419-08-00-4
Recirculated air actuator, M69	412-02A-00-2
Recirculated air actuator, M69	412-03-00-14
Recirculated air actuator, M69	412-03-00-2

Remote control unit, A68	303-06A-00-6
Remote control unit, A68	303-06B-00-4
Remote control unit, A68	303-06C-00-6
Remote control unit, A68	303-06D-00-4
Remote control unit, A68	303-06E-00-5
Remote control unit, A68	303-06F-00-4
Remote control unit, A68	303-06G-00-3
Remote control unit, A68	501-14-00-1
Remote control unit, A68	501-14-00-13
Remote control unit, A68	501-14-00-18
Remote control unit, A68	501-14-00-25
Remote control unit, A68	501-14-00-30
Remote control unit, A68	501-14-00-37
Remote control unit, A68	501-14-00-42
Remote control unit, A68	501-14-00-49
Remote control unit, A68	501-14-00-6
Remote control unit, A68	501-14-00-64
Remote control unit, A68	501-14-00-65
Remote control unit, A68	501-14-00-81
Remote control unit, A68	501-14-00-88
Remote control unit, A68	501-14-00-97
Remote control unit, A68	501-14-00-98
Remote keyless entry (RKE) antenna, centre console, A521	501-14-00-100
Remote keyless entry (RKE) antenna, centre console, A521	501-14-00-51
Remote keyless entry (RKE) antenna, centre console, A521	501-14-00-68
Remote keyless entry (RKE) antenna, centre console, A521	501-14-00-90
Remote keyless entry (RKE) antenna, dash panel, A522	501-14-00-100
Remote keyless entry (RKE) antenna, dash panel, A522	501-14-00-51
Remote keyless entry (RKE) antenna, dash panel, A522	501-14-00-68
Remote keyless entry (RKE) antenna, dash panel, A522	501-14-00-90
Remote keyless entry (RKE) antenna, LH front door, A518	501-14-00-101
Remote keyless entry (RKE) antenna, LH front door, A518	501-14-00-102
Remote keyless entry (RKE) antenna, LH front door, A518	501-14-00-53
Remote keyless entry (RKE) antenna, LH front door, A518	501-14-00-61
Remote keyless entry (RKE) antenna, LH front door, A518	501-14-00-70
Remote keyless entry (RKE) antenna, LH front door, A518	501-14-00-78
Remote keyless entry (RKE) antenna, LH front door, A518	501-14-00-91
Remote keyless entry (RKE) antenna, LH front door, A518	501-14-00-92
Remote keyless entry (RKE) antenna, luggage compartment, A520	501-14-00-100
Remote keyless entry (RKE) antenna, luggage compartment, A520	501-14-00-51
Remote keyless entry (RKE) antenna, luggage compartment, A520	501-14-00-68
Remote keyless entry (RKE) antenna, luggage compartment, A520	501-14-00-90
Remote keyless entry (RKE) antenna, rear bumper, A519	501-14-00-100
Remote keyless entry (RKE) antenna, rear bumper, A519	501-14-00-51
Remote keyless entry (RKE) antenna, rear bumper, A519	501-14-00-90
Remote keyless entry (RKE) antenna, RH front door, A517	501-14-00-101
Remote keyless entry (RKE) antenna, RH front door, A517	501-14-00-102
Remote keyless entry (RKE) antenna, RH front door, A517	501-14-00-55
Remote keyless entry (RKE) antenna, RH front door, A517	501-14-00-59

Remote keyless entry (RKE) antenna, RH front door, A517	501-14-00-72
Remote keyless entry (RKE) antenna, RH front door, A517	501-14-00-76
Remote keyless entry (RKE) antenna, RH front door, A517	501-14-00-91
Remote keyless entry (RKE) antenna, RH front door, A517	501-14-00-92
Remote keyless entry (RKE) clutch pedal position switch, N518	501-14-00-50
Remote keyless entry (RKE) clutch pedal position switch, N518	501-14-00-67
Remote keyless entry (RKE) clutch pedal position switch, N518	501-14-00-89
Remote keyless entry (RKE) clutch pedal position switch, N518	501-14-00-99
Remote keyless entry (RKE) door lock switch, driver side front, N523	501-14-00-101
Remote keyless entry (RKE) door lock switch, driver side front, N523	501-14-00-53
Remote keyless entry (RKE) door lock switch, driver side front, N523	501-14-00-59
Remote keyless entry (RKE) door lock switch, driver side front, N523	501-14-00-70
Remote keyless entry (RKE) door lock switch, driver side front, N523	501-14-00-76
Remote keyless entry (RKE) door lock switch, driver side front, N523	501-14-00-91
Remote keyless entry (RKE) door lock switch, passenger side front, N524	501-14-00-102
Remote keyless entry (RKE) door lock switch, passenger side front, N524	501-14-00-55
Remote keyless entry (RKE) door lock switch, passenger side front, N524	501-14-00-61
Remote keyless entry (RKE) door lock switch, passenger side front, N524	501-14-00-72
Remote keyless entry (RKE) door lock switch, passenger side front, N524	501-14-00-78
Remote keyless entry (RKE) door lock switch, passenger side front, N524	501-14-00-92
Remote keyless entry (RKE) door unlock switch, driver side front, N519	501-14-00-101
Remote keyless entry (RKE) door unlock switch, driver side front, N519	501-14-00-53
Remote keyless entry (RKE) door unlock switch, driver side front, N519	501-14-00-59
Remote keyless entry (RKE) door unlock switch, driver side front, N519	501-14-00-70
Remote keyless entry (RKE) door unlock switch, driver side front, N519	501-14-00-76
Remote keyless entry (RKE) door unlock switch, driver side front, N519	501-14-00-91
Remote keyless entry (RKE) door unlock switch, LH rear, N521	501-14-00-56
Remote keyless entry (RKE) door unlock switch, LH rear, N521	501-14-00-62
Remote keyless entry (RKE) door unlock switch, LH rear, N521	501-14-00-73
Remote keyless entry (RKE) door unlock switch, LH rear, N521	501-14-00-79
Remote keyless entry (RKE) door unlock switch, passenger side front, N520	501-14-00-102
Remote keyless entry (RKE) door unlock switch, passenger side front, N520	501-14-00-55
Remote keyless entry (RKE) door unlock switch, passenger side front, N520	501-14-00-61
Remote keyless entry (RKE) door unlock switch, passenger side front, N520	501-14-00-72
Remote keyless entry (RKE) door unlock switch, passenger side front, N520	501-14-00-78
Remote keyless entry (RKE) door unlock switch, passenger side front, N520	501-14-00-92
Remote keyless entry (RKE) door unlock switch, RH rear, N522	501-14-00-57
Remote keyless entry (RKE) door unlock switch, RH rear, N522	501-14-00-63
Remote keyless entry (RKE) door unlock switch, RH rear, N522	501-14-00-74
Remote keyless entry (RKE) door unlock switch, RH rear, N522	501-14-00-80
Remote keyless entry (RKE) global unlock switch, N525	501-14-00-53
Remote keyless entry (RKE) global unlock switch, N525	501-14-00-59
Remote keyless entry (RKE) global unlock switch, N525	501-14-00-70
Remote keyless entry (RKE) global unlock switch, N525	501-14-00-91
Remote keyless entry (RKE) liftgate lock switch, N526	501-14-00-50
Remote keyless entry (RKE) liftgate lock switch, N526	501-14-00-89
Remote keyless entry (RKE) liftgate lock switch, N526	501-14-00-99
Restraints Control Module (RCM), A208	501-20A-00-1
Reversing lamp switch, N394	417-01-00-63

Reversing lamp switch, N394	417-01-00-64
Reversing lamp switch, N394	417-01-00-65
Reversing lamp switch, N394	417-01-00-72
Reversing lamp switch, N394	417-01-00-73
Reversing lamp, E50	417-01-00-105
Reversing lamp, E50	417-01-00-63
Reversing lamp, E50	417-01-00-66
Reversing lamp, E50	417-01-00-69
Reversing lamp, E50	417-01-00-72
Reversing lamps relay, K273	417-01-00-66
Reversing lamps relay, K273	417-01-00-67
Reversing lamps relay, K273	417-01-00-68
Reversing lamps relay, K273	417-01-00-69
Reversing lamps relay, K273	417-01-00-70
Reversing lamps relay, K273	417-01-00-71
Reversing lamps relay, K273	417-01-00-74
Reversing lamps relay, K273	417-01-00-75
Rollover protection, driver, A512	501-20B-00-8
Rollover protection, passenger, A513	501-20B-00-8
Roof Opening Panel	501-17-00-1
Roof opening panel control switch, N230	501-17-00-1
Roof opening panel module, A26	501-17-00-1
S5	413-00-00-1
S6	700-04-00-18
S6	700-04-00-19
S7	700-04-00-17
S12	700-04-00-3
S14	501-14-00-89
S14	501-14-00-99
S15	700-04-00-5
S15	700-04-00-6
S15	700-04-00-4
S15	700-04-00-12
S15	700-04-00-13
S15	700-04-00-36
S15	700-04-00-37
S15	700-04-00-38
S15	700-04-00-41
S15	700-04-00-42
S24	412-02A-00-1
S24	412-03-00-1
S25	412-02A-00-1
S25	412-03-00-1
S41	303-14D-00-1
S42	303-14D-00-1
S48	700-03-00-48
S51	700-03-00-57
S53	700-04-00-46
S53	700-04-00-47



S53	700-04-00-48
S53	700-04-00-49
S53	700-04-00-52
S53	700-04-00-53
S53	700-04-00-54
S54	303-14A-00-6
S54	700-03-00-31
S54	700-03-00-32
S54	700-03-00-33
S54	700-03-00-34
S54	700-03-00-35
S54	700-03-00-36
S54	700-03-00-38
S54	700-03-00-39
S55	303-14C-00-8
S55	303-14D-00-13
S56	415-01-00-3
S56	415-01-00-6
S56	419-07B-00-3
S56	419-07B-00-6
S56	419-08-00-5
S56	419-08-00-6
S56	419-08-00-7
S56	419-08-00-8
S57	419-08-00-7
S59	700-03-00-54
S63	303-14C-00-1
S63	303-14C-00-2
S65	303-04E-00-1
S65	303-04E-00-2
S65	303-14E-00-1
S65	303-14E-00-2
S65	303-14E-00-11
S65	303-14E-00-12
S65	303-14F-00-1
S65	303-14G-00-1
S65	303-14G-00-2
S65	700-03-00-44
S65	700-03-00-45
S65	700-03-00-46
S66	303-07F-00-1
S67	303-14C-00-3
S68	303-14B-00-4
S71	417-01-00-59
S71	417-01-00-60
S71	417-01-00-61
S71	417-01-00-62
S72	417-01-00-59
S72	417-01-00-60



S72	417-01-00-61
S72	417-01-00-62
S73	700-03-00-29
S74	700-04-00-54
S81	418-00-00-12
S81	418-00-00-13
S81	418-00-00-14
S81	418-00-00-15
S82	418-00-00-12
S82	418-00-00-13
S82	418-00-00-14
S82	418-00-00-15
S83	418-00-00-14
S83	418-00-00-15
S84	418-00-00-14
S84	418-00-00-15
S85	418-00-00-16
S85	418-00-00-17
S85	418-00-00-18
S85	418-00-00-21
S85	418-00-00-22
S85	418-00-00-23
S85	418-00-00-26
S85	418-00-00-27
S85	418-00-00-28
S85	418-00-00-29
S85	418-00-00-32
S85	418-00-00-35
S85	418-00-00-36
S85	418-00-00-39
S85	418-00-00-40
S86	418-00-00-16
S86	418-00-00-17
S86	418-00-00-18
S86	418-00-00-21
S86	418-00-00-22
S86	418-00-00-23
S86	418-00-00-26
S86	418-00-00-27
S86	418-00-00-28
S86	418-00-00-29
S86	418-00-00-32
S86	418-00-00-35
S86	418-00-00-36
S86	418-00-00-39
S86	418-00-00-40
S87	700-04-00-12
S87	700-04-00-13
S87	700-04-00-41



S87	700-04-00-42
S88	700-03-00-19
S91	418-00-00-17
S91	418-00-00-18
S92	418-00-00-17
S92	418-00-00-18
S93	418-00-00-14
S93	418-00-00-15
S93	418-00-00-22
S93	418-00-00-23
S93	418-00-00-24
S93	418-00-00-25
S93	418-00-00-27
S93	418-00-00-28
S93	418-00-00-29
S93	418-00-00-30
S93	418-00-00-31
S93	418-00-00-36
S93	418-00-00-40
S94	418-00-00-14
S94	418-00-00-15
S94	418-00-00-22
S94	418-00-00-23
S94	418-00-00-24
S94	418-00-00-25
S94	418-00-00-27
S94	418-00-00-28
S94	418-00-00-29
S94	418-00-00-30
S94	418-00-00-31
S94	418-00-00-36
S94	418-00-00-40
S95	700-03-00-26
S98	303-04G-00-1
S98	700-03-00-17
S99	700-03-00-24
S99	700-03-00-25
S101	303-03A-00-3
S101	303-03A-00-4
S101	303-03B-00-3
S101	303-03B-00-4
S103	700-03-00-27
S105	413-06-00-1
S105	501-20B-00-3
S105	501-20B-00-9
S108	417-01-00-59
S108	417-01-00-60
S108	417-01-00-61
S108	417-01-00-62



S109	700-04-00-45
S110	501-18-00-3
S111	700-04-00-45
S112	417-01-00-19
S112	417-01-00-20
S112	417-01-00-21
S112	417-01-00-22
S113	418-00-00-13
S113	418-00-00-14
S113	418-00-00-15
S114	418-00-00-13
S114	418-00-00-14
S114	418-00-00-15
S116	418-00-00-12
S116	418-00-00-13
S116	418-00-00-14
S116	418-00-00-15
S117	418-00-00-12
S117	418-00-00-13
S117	418-00-00-14
S117	418-00-00-15
S118	700-04-00-20
S119	412-02A-00-1
S119	412-03-00-1
S119	412-03-00-11
S119	700-02-00-1
S119	700-03-00-7
S120	700-02-00-10
S120	700-02-00-12
S120	700-02-00-14
S120	700-02-00-16
S120	700-02-00-18
S120	700-02-00-20
S120	700-02-00-22
S121	700-04-00-22
S122	700-04-00-45
S123	501-16-00-7
S123	700-03-00-73
S124	303-07D-00-1
S124	303-07E-00-1
S124	303-07E-00-2
S124	303-07E-00-3
S124	303-07F-00-1
S127	418-00-00-2
S127	418-00-00-3
S128	418-00-00-2
S128	418-00-00-3
S129	418-00-00-2
S129	418-00-00-3



S130	412-02A-00-1
S130	412-03-00-1
S130	412-03-00-11
S132	700-03-00-32
S132	700-03-00-34
S132	700-03-00-35
S132	700-03-00-36
S132	700-03-00-37
S132	700-03-00-38
S135	700-03-00-56
S136	700-04-00-2
S140	418-00-00-2
S140	418-00-00-3
S144	413-13-00-1
S145	413-13-00-1
S147	501-18-00-4
S147	501-18-00-5
S150	414-02D-00-4
S150	700-02-00-3
S150	700-03-00-86
S156	418-00-00-3
S157	418-00-00-3
S158	501-14-00-3
S158	501-14-00-27
S160	501-14-00-2
S160	501-14-00-3
S160	501-14-00-26
S162	700-02-00-4
S162	700-02-00-5
S162	700-02-00-6
S162	700-02-00-7
S162	700-02-00-8
S163	501-14-00-26
S163	501-14-00-27
S163	501-14-00-28
S163	501-14-00-38
S163	501-14-00-39
S163	501-14-00-40
S164	700-03-00-14
S165	700-04-00-51
S166	700-04-00-51
S171	700-04-00-8
S171	700-04-00-9
S171	700-04-00-32
S171	700-04-00-33
S172	417-01-00-64
S172	417-01-00-67
S172	417-01-00-70
S172	417-01-00-106



S173	418-00-00-6
S174	418-00-00-6
S175	413-01-00-7
S175	413-01-00-8
S175	501-20A-00-1
S177	700-04-00-26
S177	700-04-00-27
S177	700-04-00-29
S177	700-04-00-30
S178	700-04-00-24
S179	412-03-00-12
S180	412-03-00-12
S182	418-00-00-4
S182	418-00-00-5
S182	418-00-00-6
S183	418-00-00-4
S183	418-00-00-5
S183	418-00-00-6
S184	418-00-00-6
S185	418-00-00-6
S188	303-14C-00-6
S188	303-14C-00-7
S190	700-03-00-47
S192	501-14-00-82
S192	501-14-00-89
S193	700-04-00-5
S193	700-04-00-6
S193	700-04-00-24
S193	700-04-00-37
S193	700-04-00-38
S194	700-04-00-7
S194	700-04-00-8
S194	700-04-00-9
S194	700-04-00-31
S194	700-04-00-32
S194	700-04-00-33
S195	413-00-00-14
S195	418-00-00-45
S195	501-11-00-16
S195	501-11-00-17
S195	501-11-00-20
S195	501-11-00-21
S195	700-04-00-24
S195	700-04-00-25
S195	700-04-00-28
S197	700-04-00-4
S197	700-04-00-12
S197	700-04-00-13
S197	700-04-00-36



S197	700-04-00-41
S197	700-04-00-42
S198	700-04-00-5
S198	700-04-00-6
S198	700-04-00-12
S198	700-04-00-13
S198	700-04-00-37
S198	700-04-00-38
S198	700-04-00-41
S198	700-04-00-42
S199	700-04-00-55
S199	700-04-00-57
S200	418-00-00-42
S200	418-00-00-43
S200	501-09-00-3
S200	501-09-00-5
S200	501-09-00-8
S200	501-11-00-3
S200	501-11-00-4
S200	501-11-00-5
S200	501-11-00-6
S200	501-11-00-7
S200	501-11-00-8
S200	501-11-00-9
S200	501-11-00-10
S201	501-14-00-89
S201	501-14-00-99
S202	417-01-00-20
S203	700-04-00-16
S204	700-04-00-54
S205	700-03-00-49
S207	413-01-00-5
S208	413-01-00-5
S210	417-01-00-16
S212	417-01-00-16
S213	417-02-00-6
S213	417-02-00-12
S214	418-00-00-8
S214	418-00-00-11
S215	418-00-00-8
S215	418-00-00-11
S217	501-20A-00-3
S219	418-00-00-9
S220	418-00-00-9
S222	418-00-00-7
S222	418-00-00-8
S222	418-00-00-9
S223	418-00-00-7
S223	418-00-00-8



S223	418-00-00-9
S224	307-01A-00-2
S224	700-03-00-17
S225	307-01A-00-2
S225	700-04-00-52
S225	700-04-00-53
S225	700-04-00-54
S227	303-14D-00-15
S227	700-02-00-3
S227	700-03-00-85
S228	303-14D-00-15
S232	700-03-00-8
S240	417-01-00-29
S240	417-01-00-30
S240	417-01-00-31
S240	417-01-00-33
S240	417-01-00-35
S241	417-01-00-29
S241	417-01-00-30
S241	417-01-00-31
S241	417-01-00-34
S241	417-01-00-36
S350	412-03-00-11
S1004	418-00-00-41
S1005	418-00-00-41
S1015	700-03-00-47
S1055	303-14G-00-1
S1055	303-14G-00-2
S1055	700-03-00-23
S1191	418-00-00-5
S1191	418-00-00-6
S1192	418-00-00-5
S1192	418-00-00-6
S1224	417-02-00-11
S2000	417-01-00-91
S2000	417-01-00-94
S2000	700-03-00-62
S2002	700-04-00-55
S2003	417-01-00-91
S2003	417-01-00-94
S2003	700-03-00-66
S2005	417-01-00-105
S2005	417-01-00-109
S2010	417-01-00-62
S2010	417-01-00-98
S2010	417-01-00-104
S2011	417-01-00-73
S2011	417-01-00-74
S2011	417-01-00-75



S2011	417-01-00-109
S2015	501-18-00-5
S2020	501-18-00-5
S3008	417-01-00-41
S3008	417-01-00-47
S3008	417-01-00-51
S3008	700-03-00-65
S3009	417-01-00-42
S3009	417-01-00-46
S3009	417-01-00-52
S3009	700-03-00-69
S3165	419-01A-00-5
Safety belt buckle switch, driver, N466	413-01-00-7
Safety belt buckle switch, driver, N466	413-01-00-8
Safety belt buckle switch, driver, N466	501-20A-00-1
Safety belt buckle switch, driver, N466	501-20A-00-2
Safety belt buckle switch, driver, N466	501-20A-00-3
Safety belt buckle switch, passenger, N467	413-01-00-7
Safety belt buckle switch, passenger, N467	413-01-00-8
Safety belt buckle switch, passenger, N467	501-20A-00-1
Safety belt buckle switch, passenger, N467	501-20A-00-2
Safety belt buckle switch, passenger, N467	501-20A-00-3
Safety Belt System	501-20A-00-1
Safety belt tensioner, driver seat, A117	501-20A-00-1
Safety belt tensioner, driver seat, A117	501-20A-00-2
Safety belt tensioner, driver seat, A117	501-20A-00-3
Safety belt tensioner, passenger seat, A116	501-20A-00-1
Safety belt tensioner, passenger seat, A116	501-20A-00-2
Safety belt tensioner, passenger seat, A116	501-20A-00-3
Seat control switch, driver, N242	501-10-00-1
Seat control switch, driver, N242	501-10-00-2
Seat motor, M248	501-10-00-1
Seating	501-10-00-1
Second horn, H4	413-06-00-1
Sensor, front latch closed, B324	501-18-00-5
Sensor, front latch open, B323	501-18-00-5
Sensor, LH front luggage compartment frame latched, B330	501-18-00-4
Sensor, LH header latched, B327	501-18-00-3
Sensor, luggage compartment lid completely open, B333	501-18-00-4
Sensor, luggage compartment separator closed, B329	501-18-00-3
Sensor, main cylinder down, B326	501-18-00-5
Sensor, main cylinder up, B325	501-18-00-5
Sensor, package latched, B332	501-18-00-4
Sensor, RH front luggage compartment frame latched, B331	501-18-00-4
Sensor, RH header latched, B328	501-18-00-3
Side air bag module, driver, A242	501-20B-00-11
Side air bag module, driver, A242	501-20B-00-5
Side air bag module, passenger, A245	501-20B-00-11
Side air bag module, passenger, A245	501-20B-00-5



Side air bag sensor, driver, B238	501-20B-00-2
Side air bag sensor, driver, B238	501-20B-00-8
Side air bag sensor, passenger, B239	501-20B-00-2
Side air bag sensor, passenger, B239	501-20B-00-8
Side head air bag module, driver, A326	501-20B-00-6
Side head air bag module, passenger, A327	501-20B-00-6
Side turn signal lamp, LH side, E45	417-01-00-27
Side turn signal lamp, RH side, E44	417-01-00-27
Side turn signal lamp, RH side, E44	417-01-00-36
Smart steering column device (SSCD), A380	501-14-00-49
Smart steering column device (SSCD), A380	501-14-00-64
Smart steering column device (SSCD), A380	501-14-00-88
Smart steering column device (SSCD), A380	501-14-00-97
Spark plugs, P136	303-07A-00-1
Spark plugs, P136	303-07B-00-1
Spark plugs, P136	303-07C-00-1
Spark plugs, P136	303-07G-00-1
Speaker 1, LH front, Y101	415-03-00-1
Speaker 1, LH front, Y101	415-03-00-2
Speaker 1, LH front, Y101	415-03-00-3
Speaker 1, LH front, Y101	415-03-00-4
Speaker 1, LH front, Y101	415-03-00-5
Speaker 1, LH front, Y101	415-03-00-6
Speaker 1, LH rear door, Y70	415-03-00-3
Speaker 1, LH rear door, Y70	415-03-00-4
Speaker 1, LH rear, Y193	415-03-00-1
Speaker 1, LH rear, Y193	415-03-00-2
Speaker 1, LH rear, Y193	415-03-00-5
Speaker 1, LH rear, Y193	415-03-00-6
Speaker 1, RH front, Y103	415-03-00-1
Speaker 1, RH front, Y103	415-03-00-2
Speaker 1, RH front, Y103	415-03-00-3
Speaker 1, RH front, Y103	415-03-00-4
Speaker 1, RH front, Y103	415-03-00-5
Speaker 1, RH front, Y103	415-03-00-6
Speaker 1, RH rear door, Y72	415-03-00-3
Speaker 1, RH rear door, Y72	415-03-00-4
Speaker 1, RH rear, Y195	415-03-00-1
Speaker 1, RH rear, Y195	415-03-00-2
Speaker 1, RH rear, Y195	415-03-00-5
Speaker 1, RH rear, Y195	415-03-00-6
Speaker 2, LH front, Y102	415-03-00-1
Speaker 2, LH front, Y102	415-03-00-2
Speaker 2, LH front, Y102	415-03-00-3
Speaker 2, LH front, Y102	415-03-00-4
Speaker 2, LH front, Y102	415-03-00-5
Speaker 2, LH front, Y102	415-03-00-6
Speaker 2, LH rear door, Y71	415-03-00-3
Speaker 2, LH rear door, Y71	415-03-00-4

Speaker 2, LH rear, Y194	415-03-00-1
Speaker 2, LH rear, Y194	415-03-00-2
Speaker 2, LH rear, Y194	415-03-00-5
Speaker 2, LH rear, Y194	415-03-00-6
Speaker 2, RH front, Y104	415-03-00-1
Speaker 2, RH front, Y104	415-03-00-2
Speaker 2, RH front, Y104	415-03-00-3
Speaker 2, RH front, Y104	415-03-00-4
Speaker 2, RH front, Y104	415-03-00-5
Speaker 2, RH front, Y104	415-03-00-6
Speaker 2, RH rear door, Y73	415-03-00-3
Speaker 2, RH rear door, Y73	415-03-00-4
Speaker 2, RH rear, Y196	415-03-00-1
Speaker 2, RH rear, Y196	415-03-00-2
Speaker 2, RH rear, Y196	415-03-00-5
Speaker 2, RH rear, Y196	415-03-00-6
Speakers	415-03-00-1
Speed Control	310-03-00-1
Speed control switch, N201	310-03-00-1
Start switch, N366	303-06A-00-6
Start switch, N366	303-06B-00-4
Start switch, N366	303-06C-00-6
Start switch, N366	303-06D-00-4
Start switch, N366	303-06E-00-5
Start switch, N366	303-06F-00-4
Start switch, N366	303-06G-00-3
Start switch, N366	501-14-00-65
Start switch, N366	501-14-00-98
Start-stop disable switch, N530	303-14D-00-16
Starter motor, M8	303-06A-00-1
Starter motor, M8	303-06A-00-10
Starter motor, M8	303-06A-00-2
Starter motor, M8	303-06A-00-3
Starter motor, M8	303-06A-00-4
Starter motor, M8	303-06A-00-9
Starter motor, M8	303-06B-00-1
Starter motor, M8	303-06B-00-2
Starter motor, M8	303-06B-00-7
Starter motor, M8	303-06C-00-1
Starter motor, M8	303-06C-00-10
Starter motor, M8	303-06C-00-2
Starter motor, M8	303-06C-00-3
Starter motor, M8	303-06C-00-4
Starter motor, M8	303-06C-00-9
Starter motor, M8	303-06D-00-1
Starter motor, M8	303-06D-00-2
Starter motor, M8	303-06D-00-7
Starter motor, M8	303-06D-00-8
Starter motor, M8	303-06E-00-1

Starter motor, M8	303-06E-00-2
Starter motor, M8	303-06E-00-3
Starter motor, M8	303-06E-00-8
Starter motor, M8	303-06E-00-9
Starter motor, M8	303-06F-00-1
Starter motor, M8	303-06F-00-2
Starter motor, M8	303-06F-00-7
Starter motor, M8	303-06G-00-1
Starter motor, M8	303-06G-00-6
Starter relay, K22	303-06A-00-1
Starter relay, K22	303-06A-00-10
Starter relay, K22	303-06A-00-2
Starter relay, K22	303-06A-00-3
Starter relay, K22	303-06A-00-4
Starter relay, K22	303-06A-00-9
Starter relay, K22	303-06B-00-1
Starter relay, K22	303-06B-00-2
Starter relay, K22	303-06B-00-7
Starter relay, K22	303-06C-00-1
Starter relay, K22	303-06C-00-10
Starter relay, K22	303-06C-00-2
Starter relay, K22	303-06C-00-3
Starter relay, K22	303-06C-00-4
Starter relay, K22	303-06C-00-9
Starter relay, K22	303-06D-00-1
Starter relay, K22	303-06D-00-2
Starter relay, K22	303-06D-00-7
Starter relay, K22	303-06D-00-8
Starter relay, K22	303-06E-00-1
Starter relay, K22	303-06E-00-2
Starter relay, K22	303-06E-00-3
Starter relay, K22	303-06E-00-8
Starter relay, K22	303-06E-00-9
Starter relay, K22	303-06F-00-1
Starter relay, K22	303-06F-00-2
Starter relay, K22	303-06F-00-7
Starter relay, K22	303-06G-00-1
Starter relay, K22	303-06G-00-6
Starting System – 1.4/1.6L Duratec-16V (Sigma)	303-06A-00-1
Starting System – 1.6L Duratec-16V Ti-VCT (Sigma)	303-06B-00-1
Starting System – 1.6L Duratorq-TDCi (DV) Diesel	303-06D-00-1
Starting System – 1.8/2.0L Duratec-HE (MI4)	303-06C-00-1
Starting System – 1.8L Duratorq-TDCi (Kent) Diesel	303-06F-00-1
Starting System – 2.0L Duratorq-TDCi (DW) Diesel	303-06E-00-1
Starting System – 2.5L Duratec (VI5)	303-06G-00-1
Steering angle sensor, B340	211-02-00-1
Steering column lock, N408	303-06A-00-6
Steering column lock, N408	303-06B-00-4
Steering column lock, N408	303-06C-00-6

Steering column lock, N408	303-06D-00-4
Steering column lock, N408	303-06E-00-5
Steering column lock, N408	303-06F-00-4
Steering column lock, N408	303-06G-00-3
Steering column lock, N408	501-14-00-65
Steering column lock, N408	501-14-00-98
Steering column multifunction switch, N282	417-01-00-25
Steering column multifunction switch, N282	417-01-00-5
Steering wheel rotation sensor, B339	206-09C-00-4
Steering wheel rotation sensor, B339	417-01-00-17
Steering wheel rotation sensor, B339	417-01-00-18
Stop lamp switch, N318	206-09A-00-1
Stop lamp switch, N318	206-09C-00-2
Stop lamp switch, N318	303-14D-00-17
Stop lamp switch, N318	307-01A-00-1
Stop lamp switch, N318	307-01A-00-3
Stop lamp switch, N318	307-01A-00-4
Stop lamp switch, N318	308-00-00-1
Stop lamp switch, N318	308-00-00-3
Stop lamp switch, N318	417-01-00-19
Stop lamp switch, N318	417-01-00-20
Stop lamp switch, N318	417-01-00-21
Stop lamp switch, N318	417-01-00-22
Stop lamp switch, N318	417-01-00-23
Stop lamp switch, N318	417-01-00-24
Stop lamp switch, N318	417-01-00-87
Stop lamp switch, N318	417-01-00-88
Stop lamp switch, N318	417-01-00-89
Stop lamp switch, N318	417-01-00-90
Sunload sensor, B72	412-03-00-12
Supplemental Restraint System	501-20B-00-1
Swirl control solenoid valve, Y57	303-04C-00-1
Symbols	100-00-04-1
Systems Overview	100-00-01-1
Table of Contents	100-00-00-1
Tail lamp, LH side, E206	417-01-00-41
Tail lamp, LH side, E206	417-01-00-47
Tail lamp, LH side, E206	417-01-00-51
Tail lamp, LH side, E206	417-01-00-94
Tail lamp, RH side, E207	417-01-00-42
Tail lamp, RH side, E207	417-01-00-46
Tail lamp, RH side, E207	417-01-00-52
Tail lamp, RH side, E207	417-01-00-94
Temperature manifold absolute pressure sensor, B142	303-14A-00-2
Temperature manifold absolute pressure sensor, B142	303-14A-00-4
Temperature manifold absolute pressure sensor, B142	303-14C-00-3
Throttle control unit, A132	303-14D-00-11
Throttle control unit, A132	303-14D-00-12
Throttle Position Sensor (TPS), B8	303-14E-00-17

Touch screen, A363	415-01-00-8
Touch screen, A363	419-07A-00-2
Trailer module, A201	417-01-00-76
Trailer module, A201	417-01-00-83
Trailer socket, D41	417-01-00-79
Trailer tow relay, reversing lamp, K357	417-01-00-106
Trailer tow relay, reversing lamp, K357	417-01-00-107
Trailer tow relay, reversing lamp, K357	417-01-00-108
Transmission control module (TCM), A318	307-01A-00-1
Transmission control module (TCM), A318	308-00-00-1
Transmission hardware unit, A40	307-01A-00-5
Transmission range sensor, B120	307-01A-00-2
Turbine Shaft Speed (TSS) sensor, B44	307-01A-00-5
Turbo geometry position sensor, B196	303-14E-00-17
Turbo geometry position sensor, B196	303-14E-00-8
Turbocharger control valve, Y197	303-14G-00-5
Turbocharger control valve, Y197	303-14G-00-6
Turbocharger Manifold Absolute Pressure (MAP) sensor, B312	303-14G-00-4
Turn signal lamp, LH rear, E49	417-01-00-29
Turn signal lamp, LH rear, E49	417-01-00-32
Turn signal lamp, LH rear, E49	417-01-00-33
Turn signal lamp, LH rear, E49	417-01-00-35
Turn signal lamp, LH rear, E49	417-01-00-83
Turn signal lamp, LH rear, E49	417-01-00-86
Turn signal lamp, RH rear, E48	417-01-00-29
Turn signal lamp, RH rear, E48	417-01-00-32
Turn signal lamp, RH rear, E48	417-01-00-34
Turn signal lamp, RH rear, E48	417-01-00-83
Turn signal lamp, RH rear, E48	417-01-00-86
Two-way washer pump motor, M74	501-16-00-4
Two-way washer pump motor, M74	501-16-00-5
USB adapter, P300	419-08-00-7
Vacuum sensor, B343	303-14D-00-17
Vacuum switch, N509	303-14G-00-4
Vanity mirror lamp, LH side, E30	417-02-00-12
Vanity mirror lamp, LH side, E30	417-02-00-6
Vanity mirror lamp, RH side, E31	417-02-00-12
Vanity mirror lamp, RH side, E31	417-02-00-6
Variable geometry turbo actuator, M253	303-14D-00-7
Variable geometry turbo actuator, M253	303-14D-00-9
Variable geometry turbo actuator, M253	303-14E-00-14
Variable geometry turbo actuator, M253	303-14E-00-4
Variable geometry turbo actuator, M253	303-14F-00-2
Vehicle speed sensor (VSS), B11	303-14A-00-6
Vehicle speed sensor (VSS), B11	303-14B-00-7
Vehicle speed sensor (VSS), B11	303-14C-00-5
Voltage Converter/Inverter	414-05-00-1
Voltage divider resistor, R93	303-14D-00-15
Water-in-fuel sensor, B12	303-14D-00-7

Water-in-fuel sensor, B12	303-14D-00-9
Water-in-fuel sensor, B12	303-14E-00-1
Water-in-fuel sensor, B12	303-14E-00-11
Water-in-fuel sensor, B12	303-14E-00-12
Water-in-fuel sensor, B12	303-14E-00-2
Wheel speed sensor, LH side front, B15	206-09A-00-2
Wheel speed sensor, LH side front, B15	206-09C-00-3
Wheel speed sensor, LH side rear, B17	206-09A-00-2
Wheel speed sensor, LH side rear, B17	206-09C-00-3
Wheel speed sensor, RH side front, B14	206-09A-00-2
Wheel speed sensor, RH side front, B14	206-09C-00-3
Wheel speed sensor, RH side rear, B16	206-09A-00-2
Wheel speed sensor, RH side rear, B16	206-09C-00-3
Window control switch, LH rear, N298	501-11-00-20
Window control switch, LH rear, N298	501-11-00-5
Window control switch, LH rear, N298	501-11-00-9
Window control switch, passenger side front, N297	501-11-00-1
Window control switch, passenger side front, N297	501-11-00-18
Window control switch, passenger side front, N297	501-11-00-19
Window control switch, passenger side front, N297	501-11-00-2
Window control switch, passenger side front, N297	501-11-00-4
Window control switch, passenger side front, N297	501-11-00-8
Window control switch, RH rear, N299	501-11-00-10
Window control switch, RH rear, N299	501-11-00-21
Window control switch, RH rear, N299	501-11-00-6
Window control/power mirror adjust switch, driver, N388	501-09-00-1
Window control/power mirror adjust switch, driver, N388	501-09-00-12
Window control/power mirror adjust switch, driver, N388	501-09-00-13
Window control/power mirror adjust switch, driver, N388	501-09-00-3
Window control/power mirror adjust switch, driver, N388	501-09-00-5
Window control/power mirror adjust switch, driver, N388	501-09-00-8
Window control/power mirror adjust switch, driver, N388	501-11-00-1
Window control/power mirror adjust switch, driver, N388	501-11-00-16
Window control/power mirror adjust switch, driver, N388	501-11-00-17
Window regulator motor, driver side front, M122	501-11-00-1
Window regulator motor, driver side front, M122	501-11-00-16
Window regulator motor, driver side front, M122	501-11-00-17
Window regulator motor, driver side front, M122	501-11-00-2
Window regulator motor, LH rear, M116	501-11-00-20
Window regulator motor, passenger side front, M123	501-11-00-1
Window regulator motor, passenger side front, M123	501-11-00-18
Window regulator motor, passenger side front, M123	501-11-00-19
Window regulator motor, passenger side front, M123	501-11-00-2
Window regulator motor, RH rear, M117	501-11-00-21
Windshield heater, LH side, R53	501-11-00-11
Windshield heater, LH side, R53	501-11-00-22
Windshield heater, RH side, R54	501-11-00-11
Windshield heater, RH side, R54	501-11-00-22
Windshield washer jet heater, LH side, R51	501-16-00-7

100-00-02

Index

100-00-02

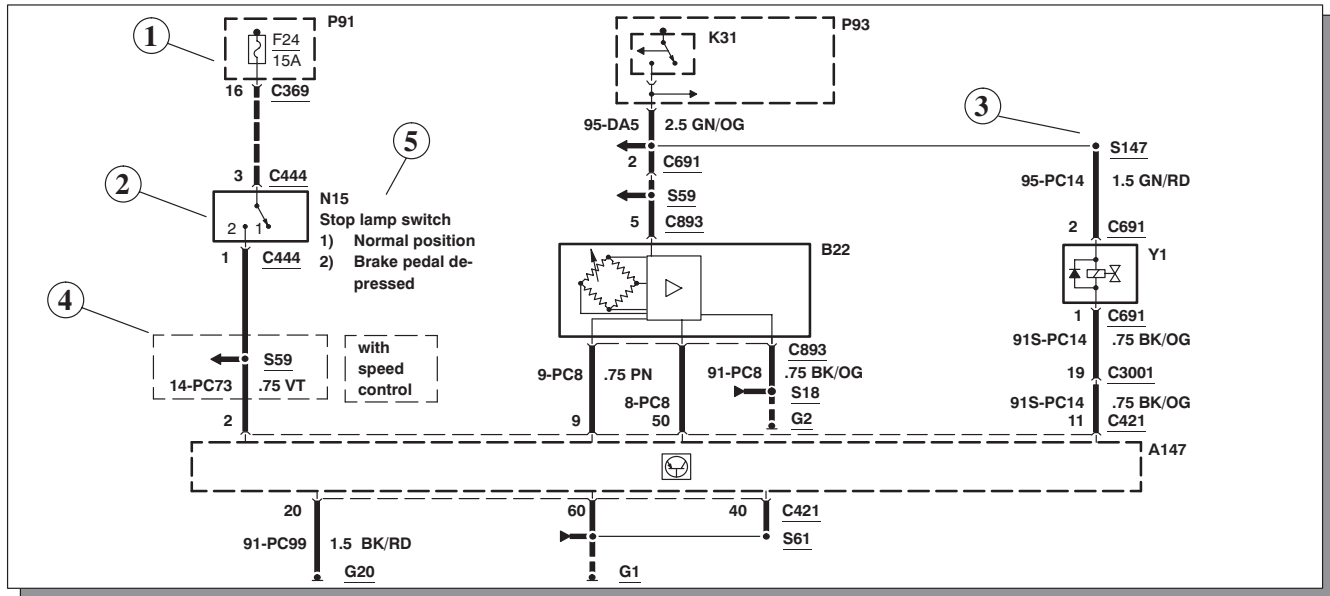
PAGE 52 OF 52

-52

Windshield washer jet heater, RH side, R52	501-16-00-7
Windshield wiper motor, M111	501-16-00-1
Windshield wiper motor, M111	501-16-00-2
Wiper/washer switch, N104	501-16-00-1
Wipers and Washers	501-16-00-1
Wire resistance, R68	417-04-00-1
Wire resistance, R68	417-04-00-2
Wire resistance, R68	700-02-00-25
Wiring Harness Overview	100-00-06-1
Yaw rate sensor, B174	206-09C-00-4

Note

All wiring connections between components are shown exactly as they exist in the vehicles. It is important to realize, however, that no attempt has been made on the schematic to represent components and wiring as they physically appear on the vehicle. For example, a 4-foot length of wire is treated no differently in a schematic from one which is only a few inches long. Furthermore, to aid in understanding electrical (electronic) operation, wiring inside complicated components has been simplified.



Complete Circuit Operation

Each circuit is shown completely and independently in one chapter or “cell”. Other components which are connected to the circuit may not be shown unless they influence the circuit operation.

Current Flow (1)

Each cell normally starts with the component that powers the circuit such as a fuse or the ignition switch. Current flow is shown from the power source at the top of the page to earth at the bottom of the page.

Switch Positions (2)

Within the schematic, all switches, sensors and relays are shown “at rest” (as if the Ignition Switch were OFF).

Splices (3)

An arrow indicates that the splice is not shown completely. The page where the splices appears in full is listed in the Index.

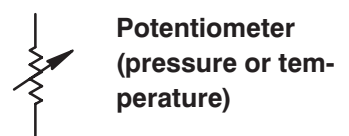
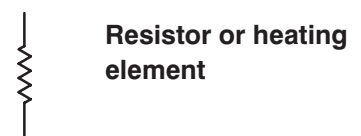
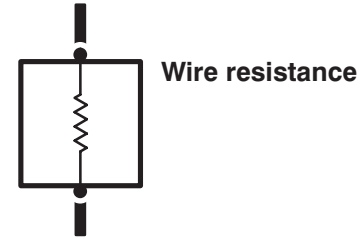
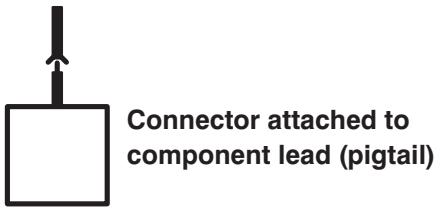
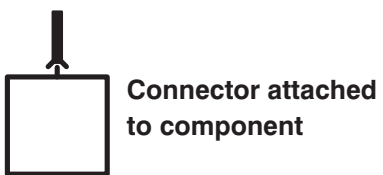
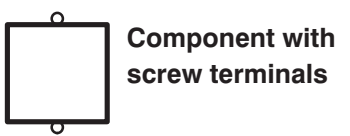
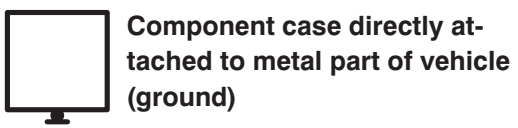
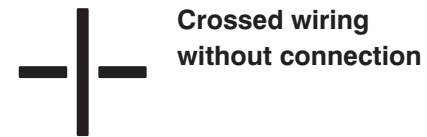
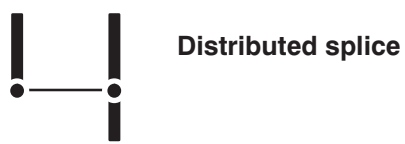
Boxes (4)

A thin dashed box on a schematic indicates a part of the circuit which is only present for a particular vehicle model, country, or option. These qualifiers will be shown next to the box on the schematic.

Component Names and Notes (5)

Component names are placed on the right hand side of each component. Any notes that describe switch positions or operating conditions follow the name. Descriptions of the internals of the component (i.e. “Speed Sensor”) are also included here.

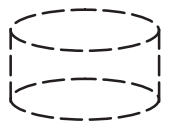
Symbols



Symbols



Battery



Shield



Diode, current flows in direction of arrow



Circuit breaker



Signal horn or speaker



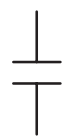
Light emitting diode (LED)



Fuse



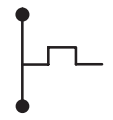
Steering column slip ring



Capacitor



Fusible link



Temperature dependent circuit breaker

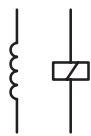


Variable capacitor



Piezoelectric sensor

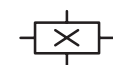
Symbols



Coil



Bifilament lamp



Hall sensor



Solenoid controlled valve
or clutch solenoid



High beam sym-
bol



Clock spring



Transistor



Rear fog lamp
symbol




Buzzer



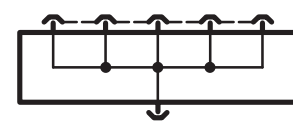
Lamp



Front fog lamp
symbol

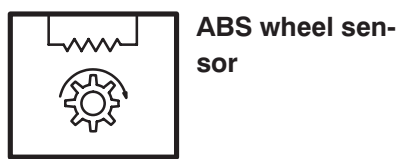
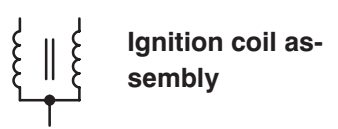
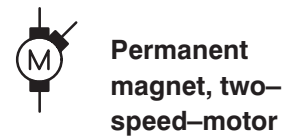
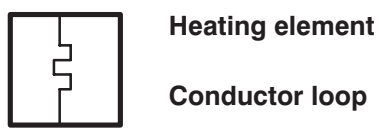


Distributor

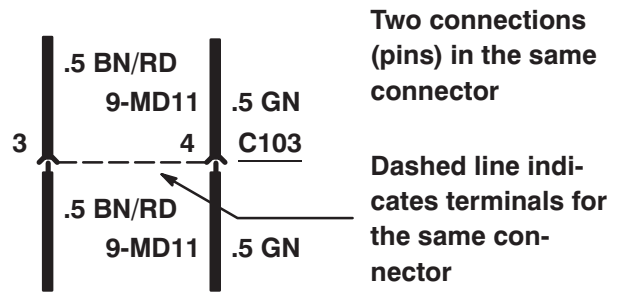


Shorting bar con-
nector

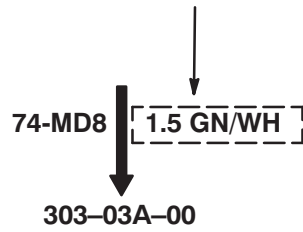
Symbols



Symbols

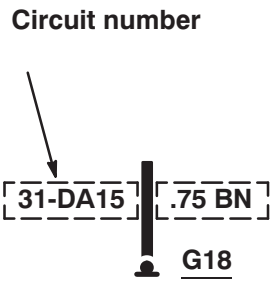
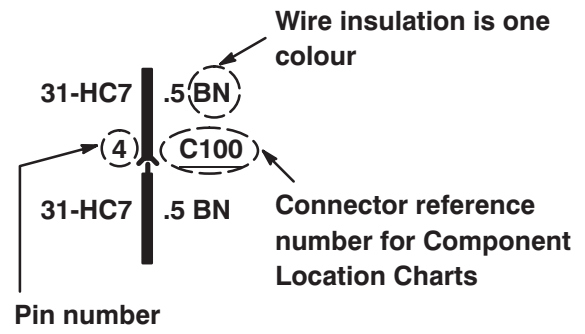


Wire insulation is one colour with another colour stripe (green with white)



Circuit references a wire which connects to another circuit

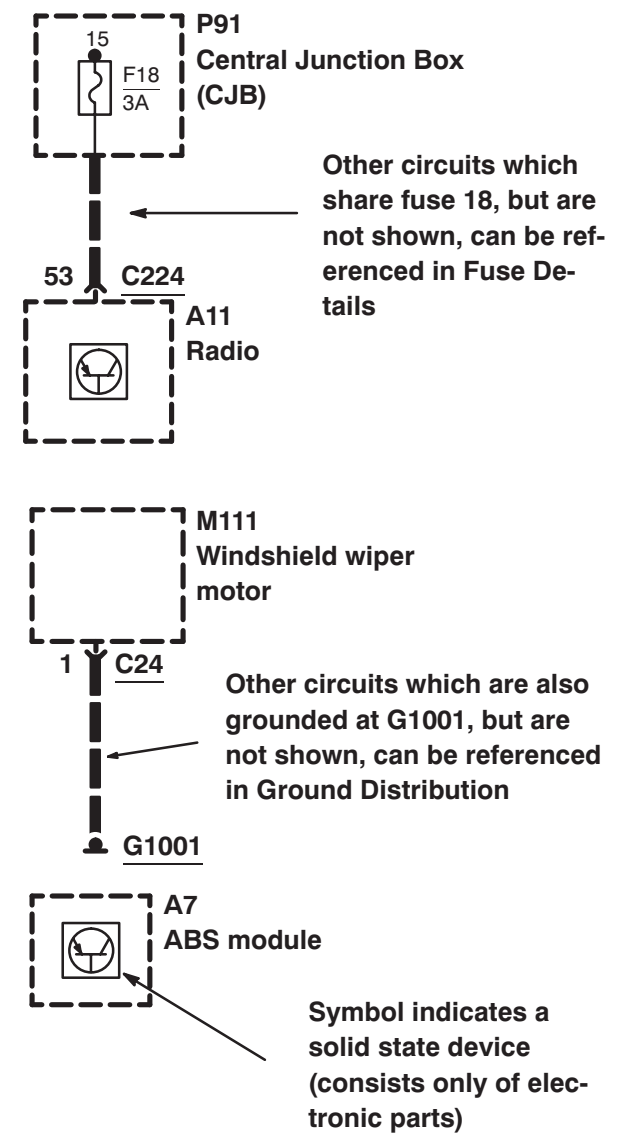
A choice bracket shows wiring differences between models, countries or options



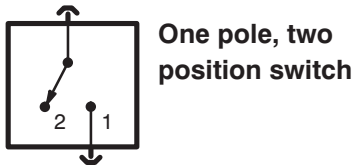
Wire size in mm2

Wire attached to metal part of car (grounded)

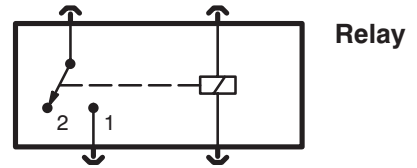
Ground reference number for Component Location Charts



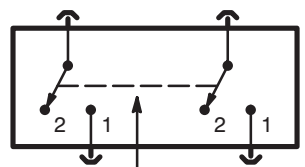
Symbols



One pole, two position switch

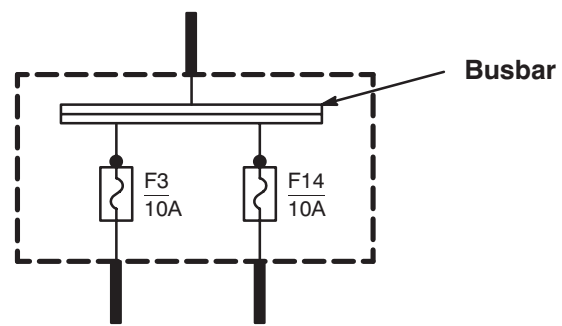


Relay

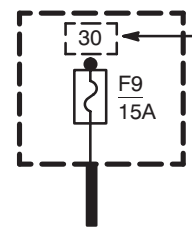


Switches that move together

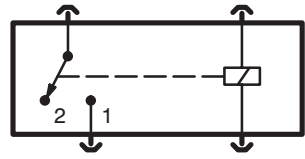
Dashed line shows a mechanical connection between switches



Busbar



Indicates that fuse is supplied with power at all times

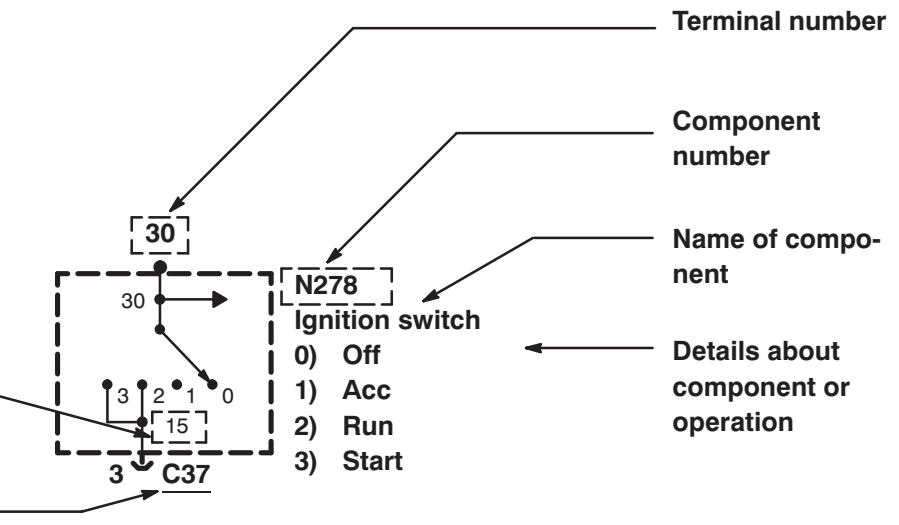


Normally open contact

When coil is energised, switch is pulled closed

"15" is supplied with battery voltage in position 2 or 3

Component connector number



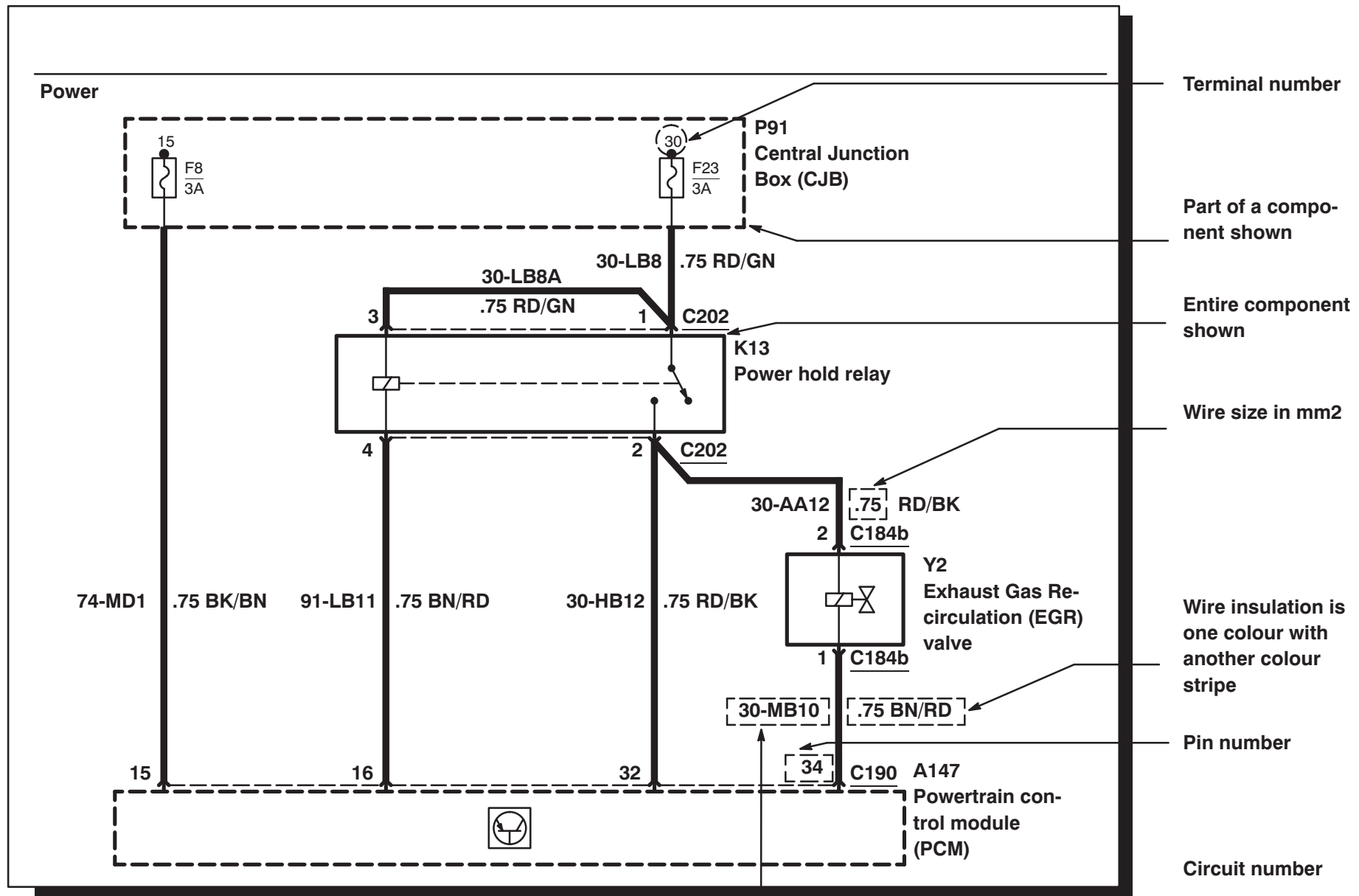
Terminal number

Component number

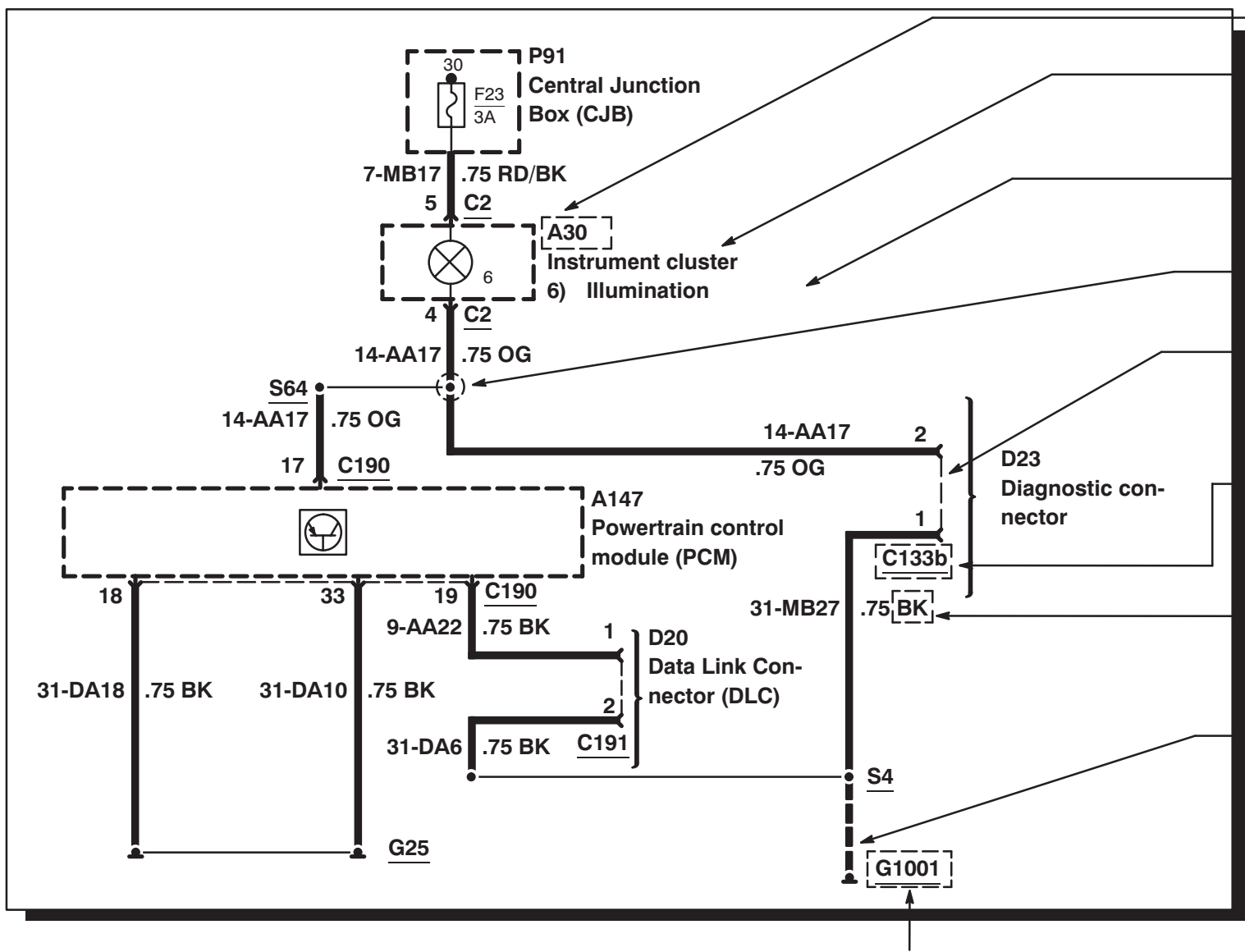
Name of component

Details about component or operation

Symbols



Symbols



- Component number
- Name of component
- Details about component or operation
- Splice
- Dashed line indicates terminals for the same connector
- Component connector number
- Wire insulation is one colour
- Other circuits which are also grounded at G1001, but are not shown, can be referenced in Ground Distribution
- Ground reference number for Component Location Charts

Symbols

Number	Description	Basic colour	Number	Description	Basic colour
1	Audio signal positive	WH	33	Switched between: Battery voltage, Ground or Open Circuit (Plus for: front up, close, mirror rightward, lock, off)	YE
2	Audio signal negative	GY			
3	Audio signal reference (return/shield)	BN			
4	Data link, bus positive	GY			
5	Data link, bus positive	BU	34	Switched between: Battery voltage, Ground or Open Circuit (Plus for: rear up, mirror upward, forward or module settings)	BU
6	Data link, bus shield	NO			
7	Constant DC voltage, other than battery	YE			
8	Sensor signal (X-direction, forward, upward)	WH	35	Switched between: Battery voltage, Ground or Open Circuit (Plus for: rear down, mirror downward, reverse or inductor output voltage)	VT
9	Sensor signal return (reference/ground)	BN			
10	Sensor signal (Y-direction, reverse, downward)	GY			
15	Battery voltage, hot in Start and Run only	GN	48	Drain wire	NO
20	Battery voltage, hot in Run only	PK	49	Pulsed power feed	BU
29	Battery voltage, hot at all times (secondary fused)	OG	50	Battery voltage, hot in Start only	GY
30	Battery voltage, hot at all times (not fused and primary fused)	RD	59	AC Power	GY
31	Ground	BK	64	DC voltage, hot only if engine runs	BU
32	Switched between: Battery voltage, Ground or Open Circuit (Plus for: front down, open, mirror leftward, unlock, on)	WH	75	Battery voltage, hot in Run and Accessory only	YE
			91	Ground	BK

06/2007

100-00-04-10

2007.5

Focus

Symbols – System Codes

	Distribution Systems	BA:	Charge (including: ammeter/voltmeter)	HC:	Heated seats
DA:	Splices distribution	BB:	Start		Occupant Restraint Systems
DB:	Busbars		Chassis Systems	JA:	Air Bags
DC:	Circuit protection – Battery Junction Box (BJB)	CC:	Ride suspension		Wiper and Washer Systems
DD:	Circuit protection – Central Junction Box (CJB)	CD:	Suspension (air/self-leveling)	KA:	Wiper/washer
DE:	Ground	CE:	Power steering (variable automatic power assist)		Lighting Systems
DF:	Junction block	CF:	Anti-lock brakes/traction control	LB:	Courtesy (glove comp./hood/luggage comp./map/recharg. flashlight/vanity)
DG:	Circuit protection – Auxiliary fuse box	CG:	Brakes (engine/exhaust/jake)	LC:	Entry (including: dome/floor/door)
DH:	Distribution – Auxiliary fuse box		Climate Systems	LD:	Fog/flood/driving
DJ:	Auxiliary distribution	FA:	Climate 1	LE:	Head (including: concealed/dim-dip/daytime running)
DK:	Integrated components	FB:	Climate 2	LF:	Parking/marker/licence/clearance
	Data Bus Systems	FC:	Climate, auxiliary heater	LG:	Turn signal/cornering/hazard/stop/reverse
EA:	ACP Bus		Information and Warning Systems	LH:	Switch illumination
EB:	ALT Bus	GA:	Gauges – level/pressure/temperature	LK:	Instrument Illumination
EC:	CAN Bus	GB:	Gauges miscellaneous (including: speedometer/clock)		Entertainment and Communication Systems
ED:	DCL Bus	GC:	Indicator – level/pressure/temperature	MC:	Communication
EE:	ISO Bus	GE:	Auxiliary warning/bulb outage	MD:	Entertainment
EG:	SCP Bus	GG:	Instrument cluster		Special Vehicles (unique)
	Power Convenience Systems	GH:	Trip computer	NA:	Ambulance
AA:	Door locks and luggage compartment lid (including: remote keyless entry/global closing)	GJ:	Horn	NB:	Police
AD:	Power mirrors	GK:	Navigation	NC:	Taxi
AG:	Power roof	GL:	Anti-theft	ND:	Trailer
AH:	Power seats	GM:	Audio warning (including: buzzers/chimes)		Powertrain Control Systems
AJ:	Power windows	GN:	parking aid	PA:	Engine control (common, cooling and extra carbureted)
AL:	Power steering column	GP:	Vehicle emergency monitoring	PG:	Vehicle speed and engine RPM
AM:	Power doors		Heated Systems		
	Basic Systems	HA:	Auxiliary (including: air/filter/lighter)		
		HB:	De-ice (including: mirrors/washer jets/windows)		

Symbols

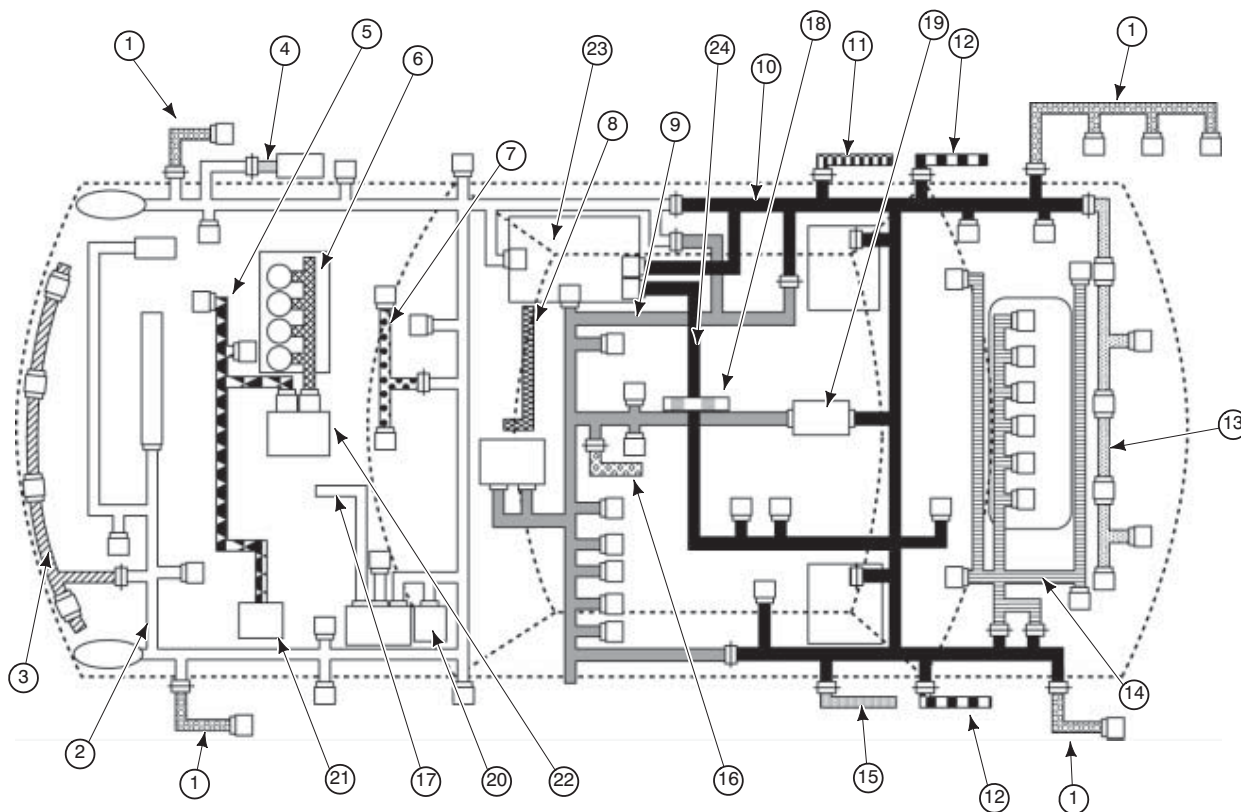
- (LHD)** Left-hand-drive vehicles
- (RHD)** Right-hand-drive vehicles

Country codes

- | | |
|----------------------------|-------------------------|
| (A) Austria | (IS) Iceland |
| (B) Belgium | (N) Norway |
| (CH) Switzerland | (NL) Netherlands |
| (CZ) Czech Republic | (P) Portugal |
| (D) Germany | (S) Sweden |
| (DK) Denmark | (FIN) Finland |
| (E) Spain | |
| (F) France | |
| (GR) Greece | |
| (H) Hungary | |
| (I) Italy | |

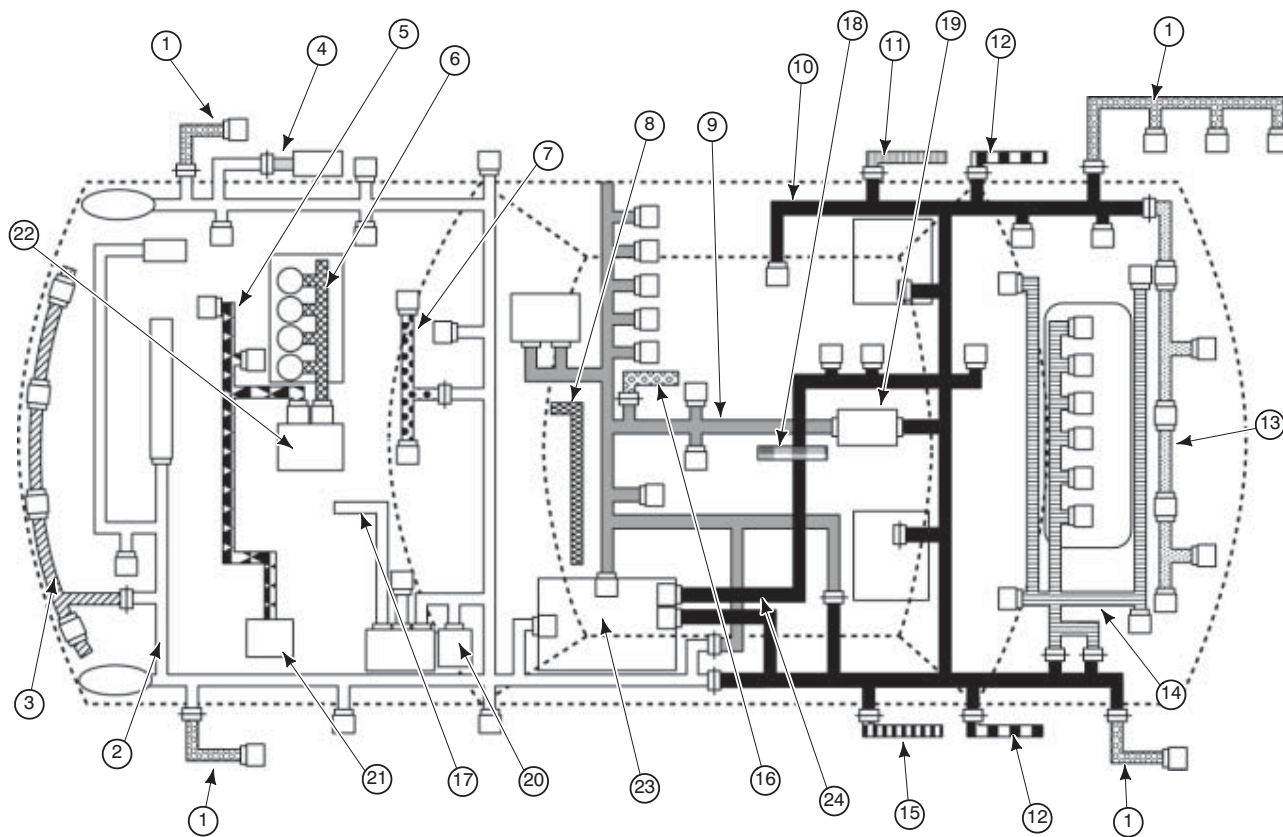
Wire colours	
BK	Black
BN	Brown
BU	Blue
GN	Green
GY	Grey
LG	Light green
NA	Natural
OG	Orange
PK	Pink
RD	Red
SR	Silver
VT	Violet
WH	White
YE	Yellow

Wiring Harness Overview – except convertible, LHD



☐ Connector

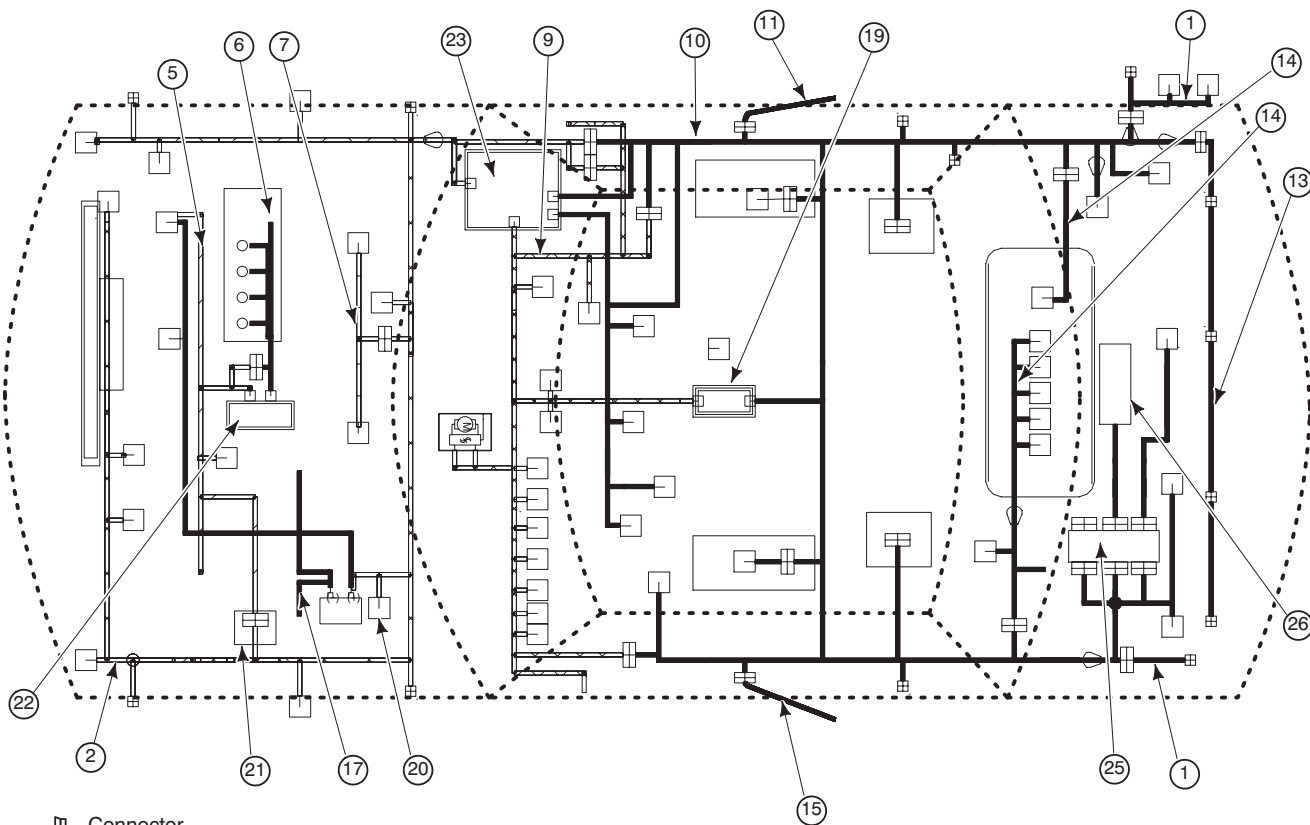
Item	Part Number	Description	Item	Part Number	Description
1	2B325	Wiring harness – Brake warning switch	13	15K868	Wiring harness – Parking aid sensor, rear
2	14K733	Wiring harness – Engine compartment	14	17N400	Wiring harness – Liftgate/rear doors
3	15K867	Wiring harness – Parking aid module, trailer module	15	14A584	Wiring harness – Driver door
4	F221050	Wiring harness – Windshield wiper/washer	16	15K857	Wiring harness – Parking brake switch
5	12A690	Wiring harness – Engine control	17	14A280	Wiring harness – Battery
6	9H589	Wiring harness – Engine control	18	14B079	Wiring harness – Console panel
7	14297	Wiring harness – Windshield wiper	19	–	Restraints Control Module (RCM)
8	19A657	Wiring harness – Sunload sensor	20	–	ABS module
9	14401	Main wiring harness	20	–	Electronic Stability Program (ESP) module
10	14014	Wiring harness – Door to door	21	–	Battery Junction Box (BJB)
11	14K138	Wiring harness – Passenger door	22	–	Power Control Module (PCM)
12	14240	Wiring harness – Rear doors	23	–	Central Junction Box (CJB)
			24	14335	Wiring harness – Interior illumination



☐ Connector

Item	Part Number	Description	Item	Part Number	Description
25	2B325	Wiring harness – Brake warning switch	37	15K868	Wiring harness – Parking aid sensor, rear
26	14K733	Wiring harness – Engine compartment	38	17N400	Wiring harness – Liftgate/rear doors
27	15K867	Wiring harness – Parking aid module, trailer module	39	14K138	Wiring harness – Passenger door
28	F221050	Wiring harness – Windshield wiper/washer	40	15K857	Wiring harness – Parking brake switch
29	12A690	Wiring harness – Engine control	41	14A280	Wiring harness – Battery
30	9H589	Wiring harness – Engine control	42	14B079	Wiring harness – Console panel
31	14297	Wiring harness – Windshield wiper	43	–	Restraints Control Module (RCM)
32	19A657	Wiring harness – Sunload sensor	44	–	ABS module
33	14401	Main wiring harness	20	–	Electronic Stability Program (ESP) module
34	14014	Wiring harness – Door to door	45	–	Battery Junction Box (BJB)
35	14A584	Wiring harness – Driver door	46	–	Power Control Module (PCM)
36	14240	Wiring harness – Rear doors	47	–	Central Junction Box (CJB)
			48	14335	Wiring harness – Interior illumination

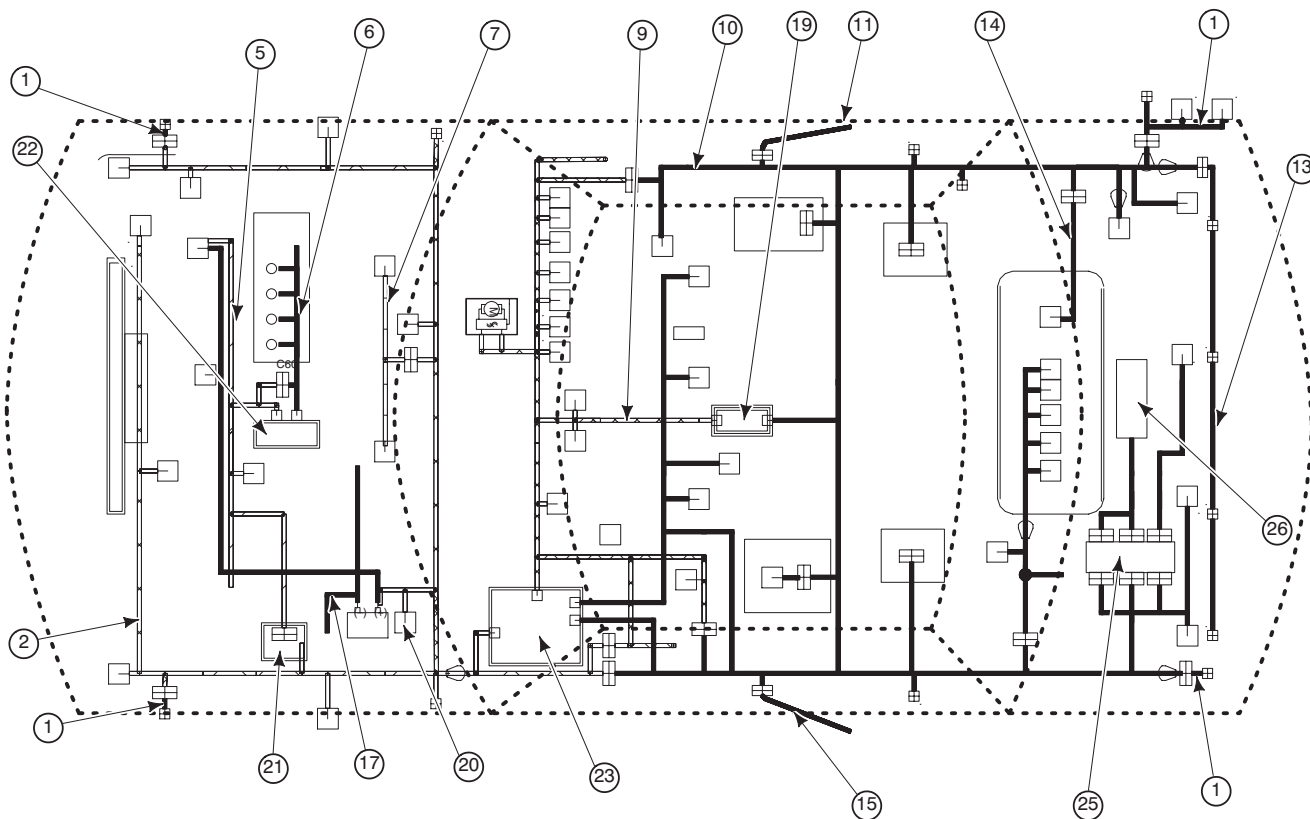
Wiring Harness Overview – convertible, LHD



☐ Connector

Item	Part Number	Description	Item	Part Number	Description
49	2B325	Wiring harness – Brake warning switch	62	17N400	Wiring harness – Liftgate/rear doors
50	14K733	Wiring harness – Engine compartment	63	14A584	Wiring harness – Driver door
51	–		64	–	
52	–		65	14A280	Wiring harness – Battery
53	12A690	Wiring harness – Engine control	66	–	
54	9H589	Wiring harness – Engine control	67	–	Restraints Control Module (RCM)
55	14297	Wiring harness – Windshield wiper	68	–	ABS module
56	–		20	–	Electronic Stability Program (ESP) module
57	14401	Main wiring harness	69	–	Battery Junction Box (BJB)
58	14014	Wiring harness – Door to door	70	–	Power Control Module (PCM)
59	14K138	Wiring harness – Passenger door	71	–	Central Junction Box (CJB)
60	–		72	–	
61	15K868	Wiring harness – Parking aid sensor, rear	73	–	Convertible top module
			74	–	Hydraulic module

Wiring Harness Overview – convertible, RHD



▣ Connector

Item	Part Number	Description	Item	Part Number	Description
75	2B325	Wiring harness – Brake warning switch	88	17N400	Wiring harness – Liftgate/rear doors
76	14K733	Wiring harness – Engine compartment	89	14K138	Wiring harness – Passenger door
77	–		90	–	
78	–		91	14A280	Wiring harness – Battery
79	12A690	Wiring harness – Engine control	92	–	
80	9H589	Wiring harness – Engine control	93	–	Restraints Control Module (RCM)
81	14297	Wiring harness – Windshield wiper	94	–	ABS module
82	–		20	–	Electronic Stability Program (ESP) module
83	14401	Main wiring harness	95	–	Battery Junction Box (BJB)
84	14014	Wiring harness – Door to door	96	–	Power Control Module (PCM)
85	14A584	Wiring harness – Driver door	97	–	Central Junction Box (CJB)
86	–		98	–	
87	15K868	Wiring harness – Parking aid sensor, rear	99	–	Convertible top module
			100	–	Hydraulic module



Group

2

Chassis

Brake System

Hydraulic Brake Actuation -----206-06-00-1 /2

Anti Lock Control -----206-09A-00-1 /3

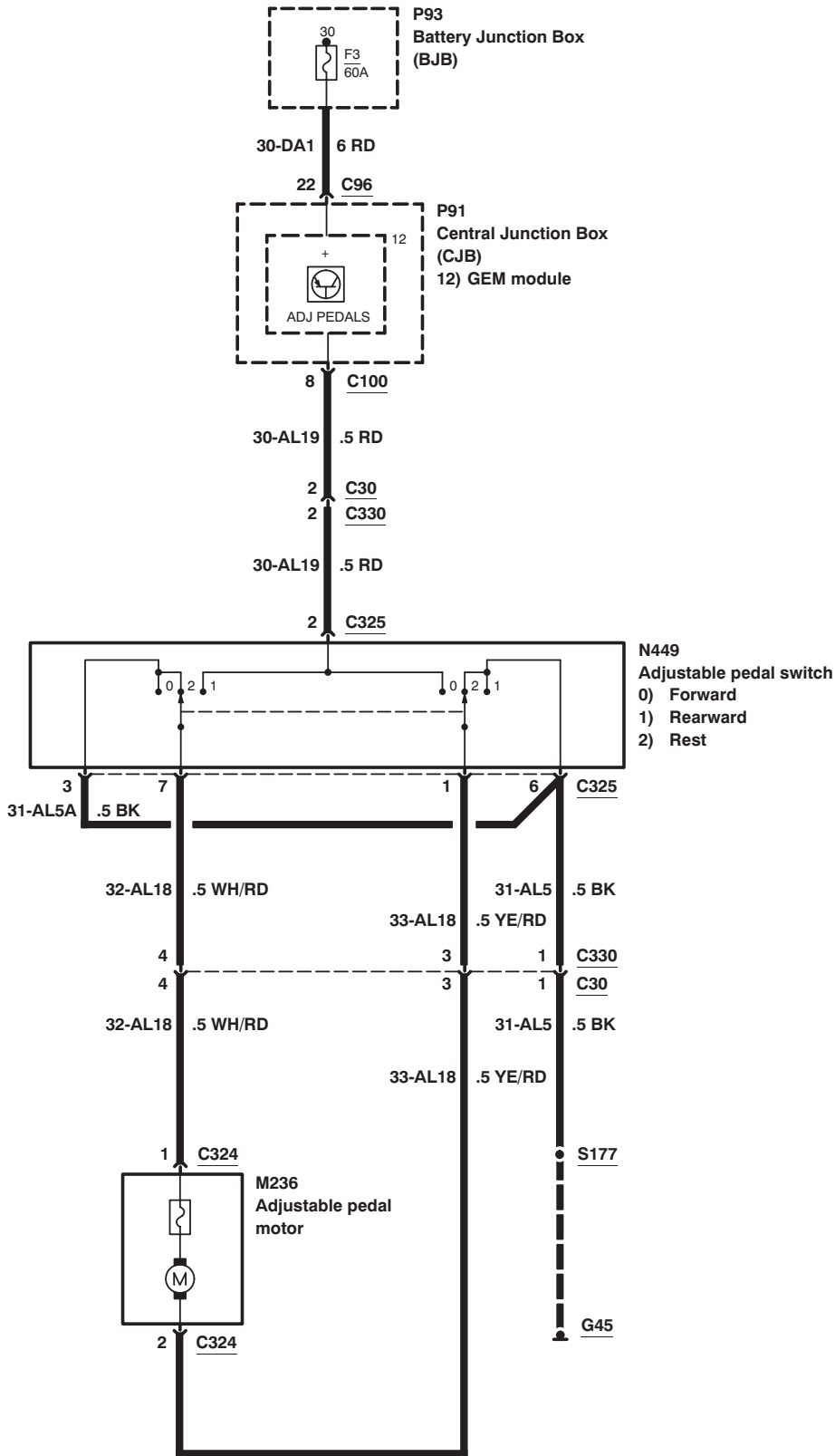
Anti-Lock Control –Stability Assist -----206-09B-00-1/3

Steering System

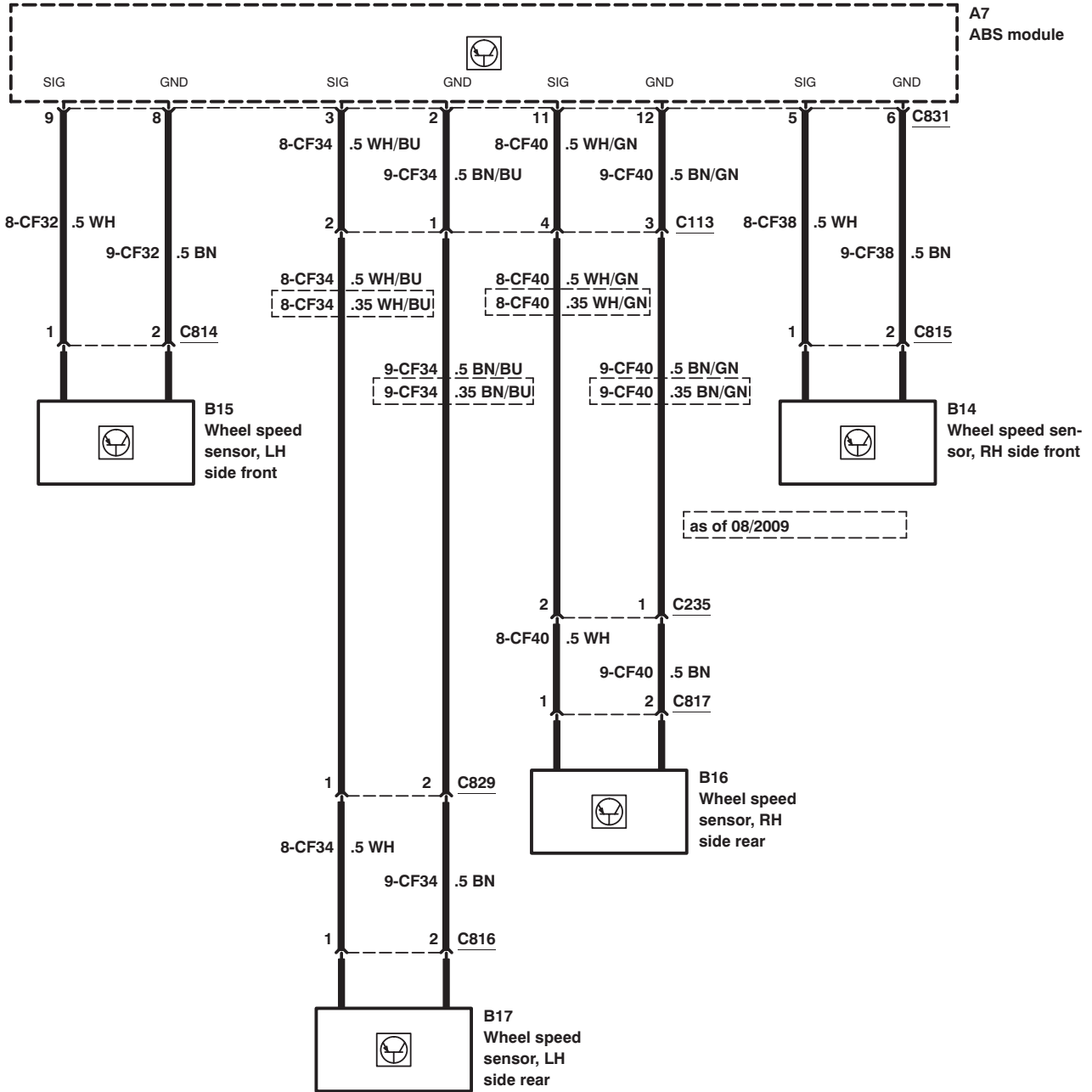
Power steering-----211-02-00-1



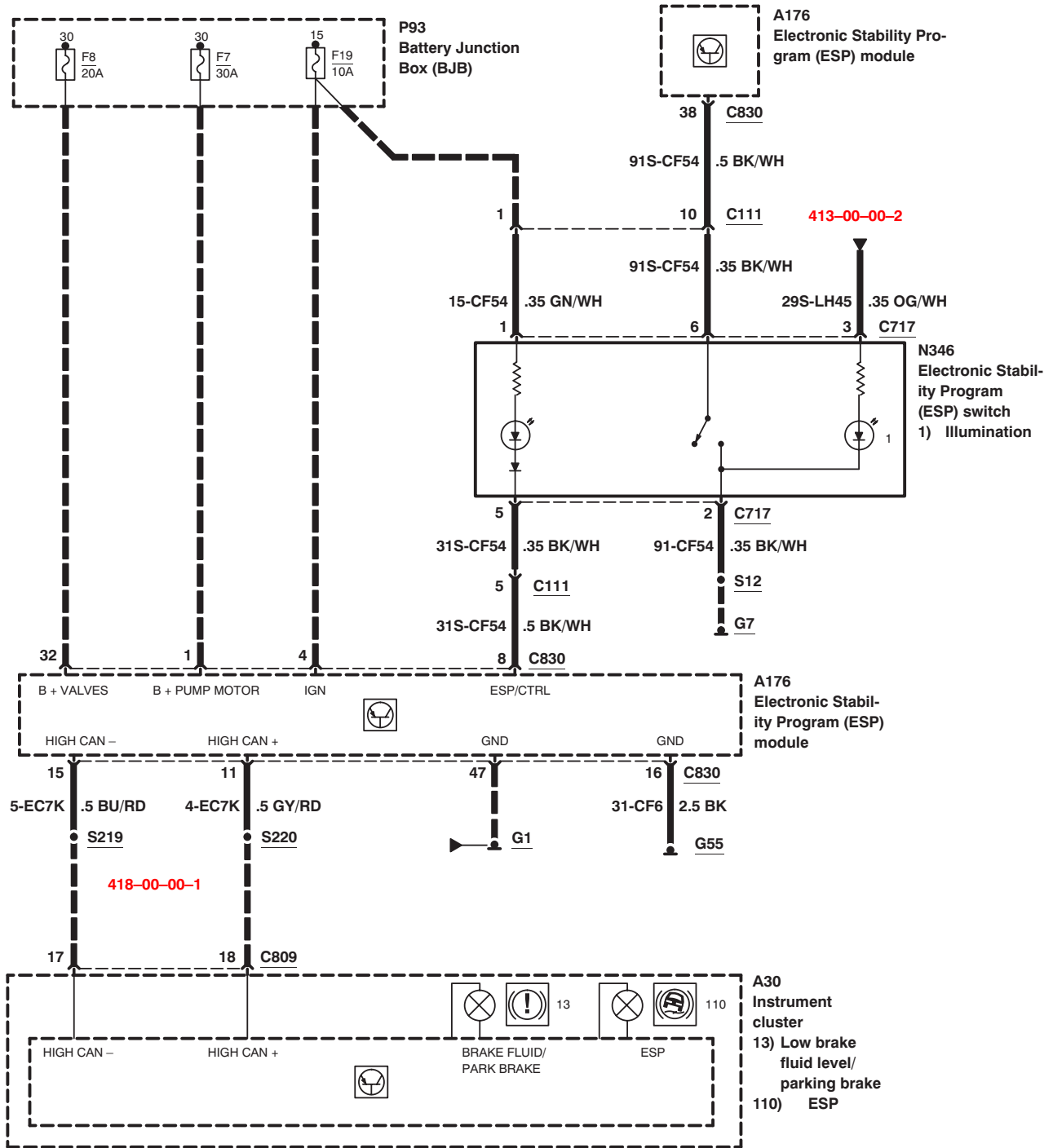
Hydraulic Brake Actuation – with adjustable pedals, RHD



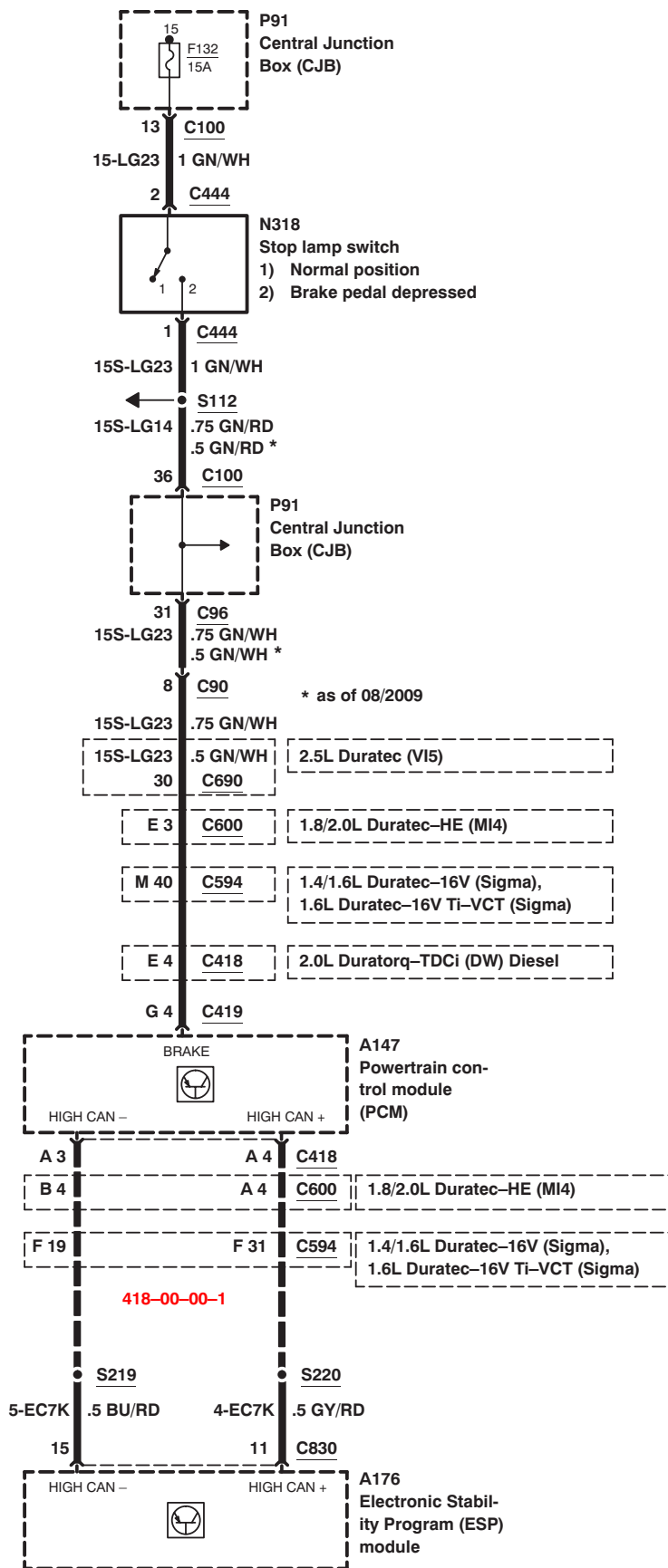
Anti-Lock Control



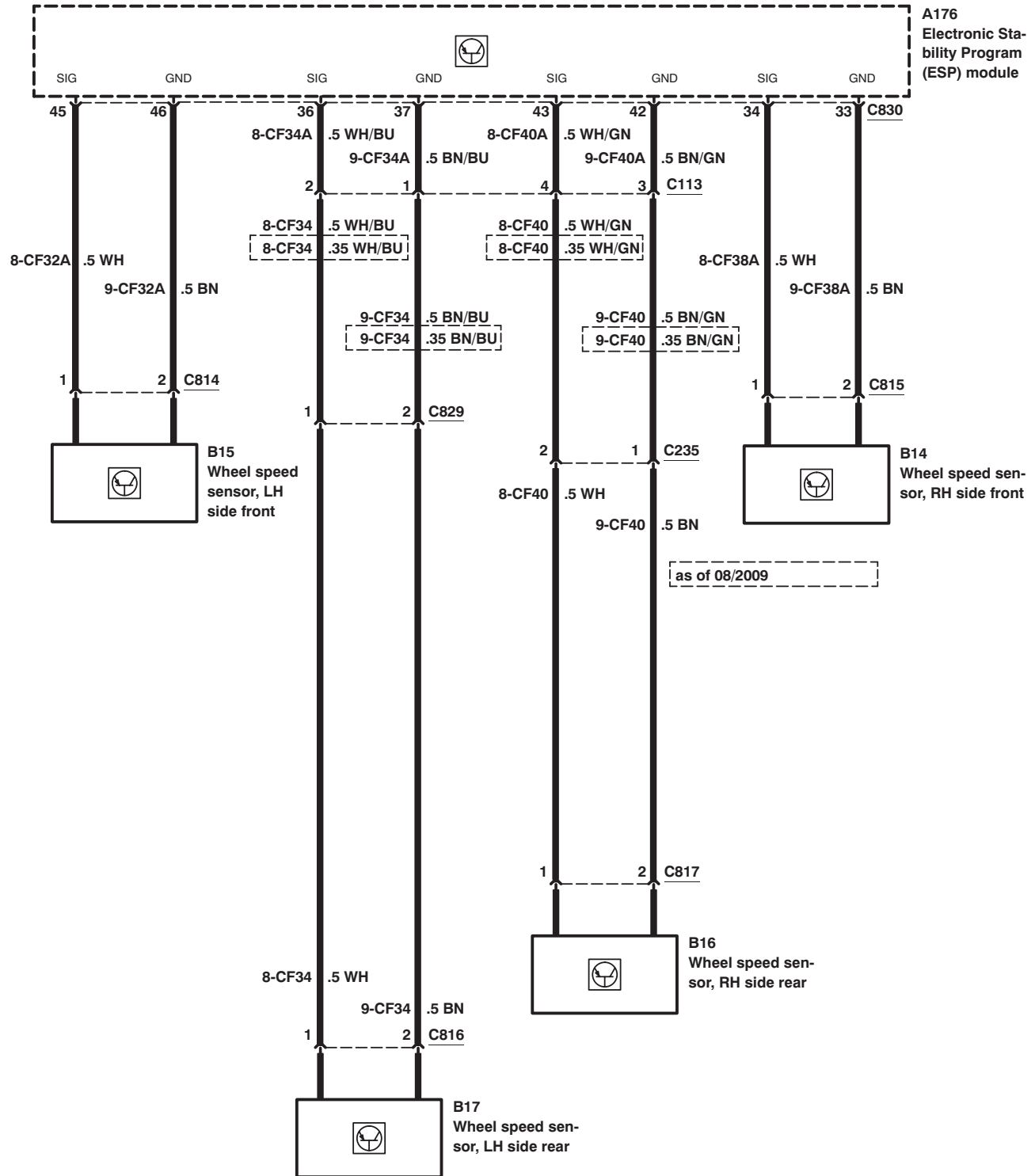
Anti-Lock Control – Stability Assist



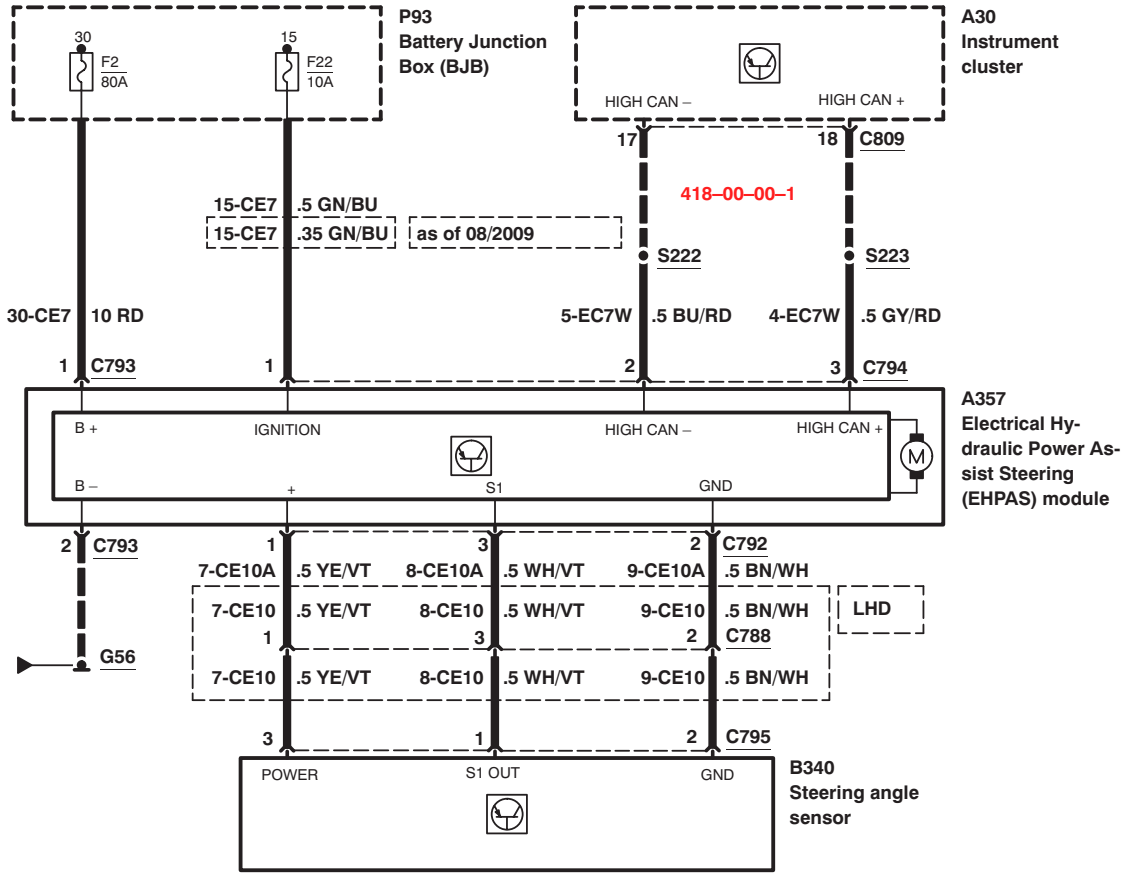
Anti-Lock Control – Stability Assist



Anti-Lock Control – Stability Assist



Power Steering

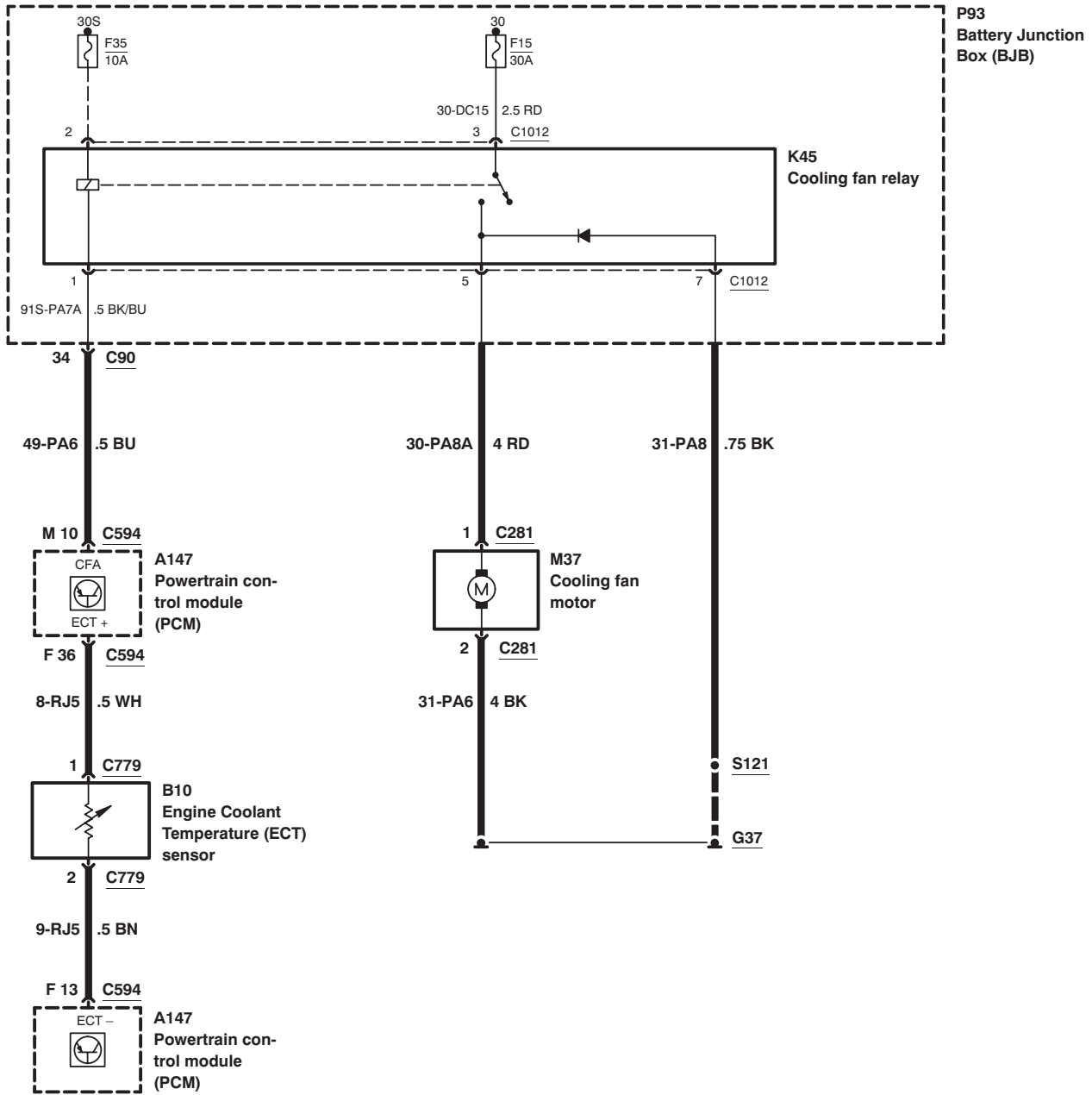


Group
3**Powertrain****PAGE 1 OF 2****Engine**

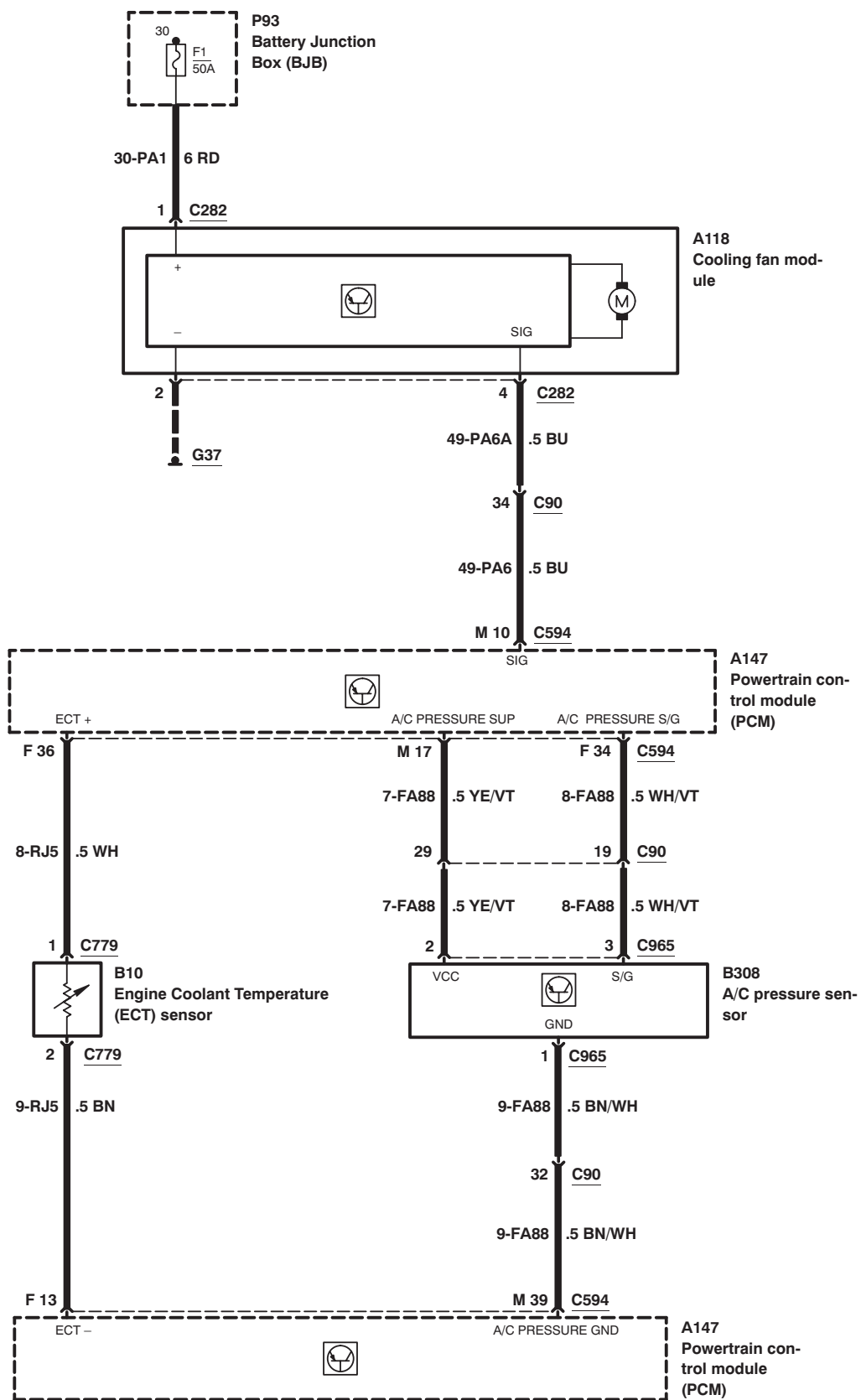
Engine Cooling – 1.4/1.6L Duratec-16V (Sigma) -----	303-03A-00-1/4
Engine Cooling – 1.6L Duratec-16V Ti-VCT (Sigma) -----	303-03B-00-1/4
Engine Cooling – 1.8/2.0L Duratec-HE (MI4) -----	303-03C-00-1/3
Engine Cooling – 1.6L Duratorq-TDCi (DV) Diesel -----	303-03D-00-1/3
Engine Cooling – 2.0L Duratorq-TDCi (DW) Diesel -----	303-03E-00-1/3
Engine Cooling – 1.8L Duratorq-TDCi (Kent) Diesel -----	303-03F-00-1/3
Engine Cooling – 2.5L Duratorq-TDCi (V15) -----	303-03G-00-1/2
Fuel Charging and Controls – 1.4/1.6L Duratec-16V (Sigma) -----	303-04A-00-1
Fuel Charging and Controls – 1.6L Duratec-16V Ti-VCT (Sigma) -----	303-04B-00-1
Fuel Charging and Controls – 1.8/2.0L Duratec-HE (MI4) -----	303-04C-00-1
Fuel Charging and Controls – 1.6L Duratorq-TDCi (DV) Diesel -----	303-04D-00-1/2
Fuel Charging and Controls – 2.0L Duratorq-TDCi (DW) Diesel -----	303-04E-00-1/4
Fuel Charging and Controls – 1.8L Duratorq-TDCi (Kent) Diesel -----	303-04F-00-1/2
Fuel Charging and Controls – 2.5L Duratorq (V15) Diesel -----	303-04G-00-1
Starting System – 1.4/1.6L Duratec-16V (Sigma) -----	303-06A-00-1/10
Starting System – 1.6L Duratec-16V Ti-VCT (Sigma) -----	303-06B-00-1/7
Starting System – 1.8/2.0L Duratec-HE (MI4) -----	303-06C-00-1/10
Starting System – 1.6L Duratorq-TDCi (DV) Diesel -----	303-06D-00-1/8
Starting System – 2.0L Duratorq-TDCi (DW) Diesel -----	303-06E-00-1/9
Starting System – 1.8L Duratorq-TDCi (Kent) Diesel -----	303-06F-00-1/7
Starting System – 2.5L Duratorq (V15) Diesel -----	303-06G-00-1/6

Engine Ignition – 1.4/1.6L Duratec-16V (Sigma) -----	303-07A-00-1
Engine Ignition – 1.6L Duratec-16V Ti-VCT (Sigma) -----	303-07B-00-1
Engine Ignition – 1.8/2.0L Duratec-HE (MI4) -----	303-07C-00-1
Glow Plug System – 1.6L Duratorq-TDCi (DV) Diesel -----	303-07D-00-1
Glow Plug System – 2.0L Duratorq-TDCi (DW) Diesel -----	303-07E-00-1/3
Glow Plug System – 1.8L Duratorq-TDCi (Kent) Diesel -----	303-07F-00-1
Engine Ignition – 2.5L Duratorq-TDCi (V15) -----	303-07G-00-1/2
Electronic Engine Controls – 1.4/1.6L Duratec-16V (Sigma) -----	303-14A-00-1/8
Electronic Engine Controls – 1.6L Duratec-16V Ti-VCT (Sigma) -----	303-14B-00-1/9
Electronic Engine Controls – 1.8/2.0L Duratec-HE (MI4) -----	303-14C-00-1/8
Electronic Engine Controls – 1.6L Duratorq-TDCi (DV) Diesel -----	303-14D-00-1/17
Electronic Engine Controls – 2.0L Duratorq-TDCi (DW) Diesel -----	303-14E-00-1/18
Electronic Engine Controls – 1.8L Duratorq-TDCi (Kent) Diesel -----	303-14F-00-1/6
Electronic Engine Controls – 2.5L Duratorq (V15) Diesel -----	303-14G-00-1/8
Automatic Transmission/Transaxle	
Automatic Transmission -----	307-01A-00-1/5
Manual Transmission/Transaxle, Clutch and Transfer Case	
Automatic Transmission -----	308-00-00-1/4
Fuel System	
Speed Control -----	310-03-00-1/2

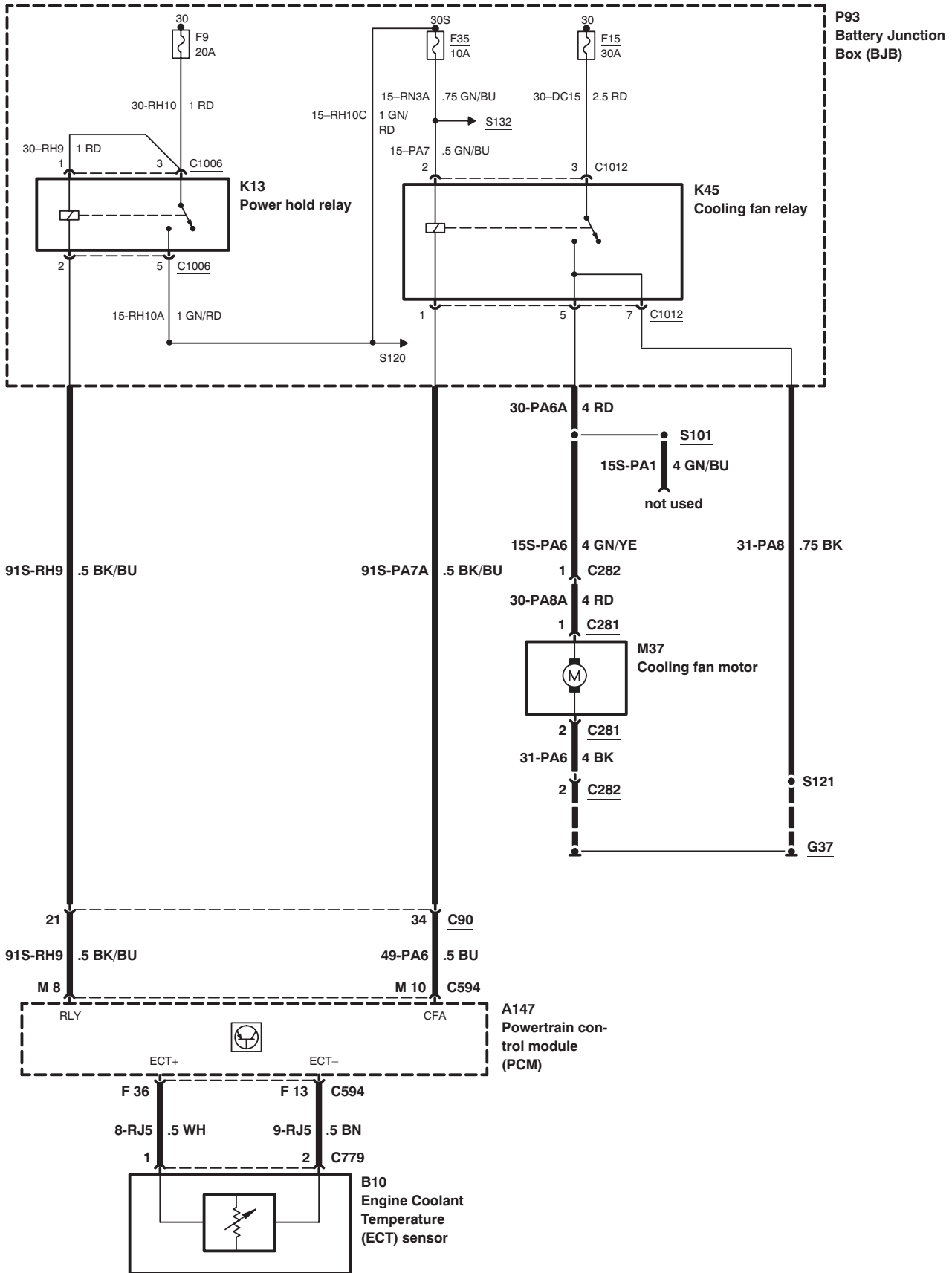
Engine Cooling – 1.4/1.6L Duratec–16V (Sigma), without air conditioning, before 08/2009



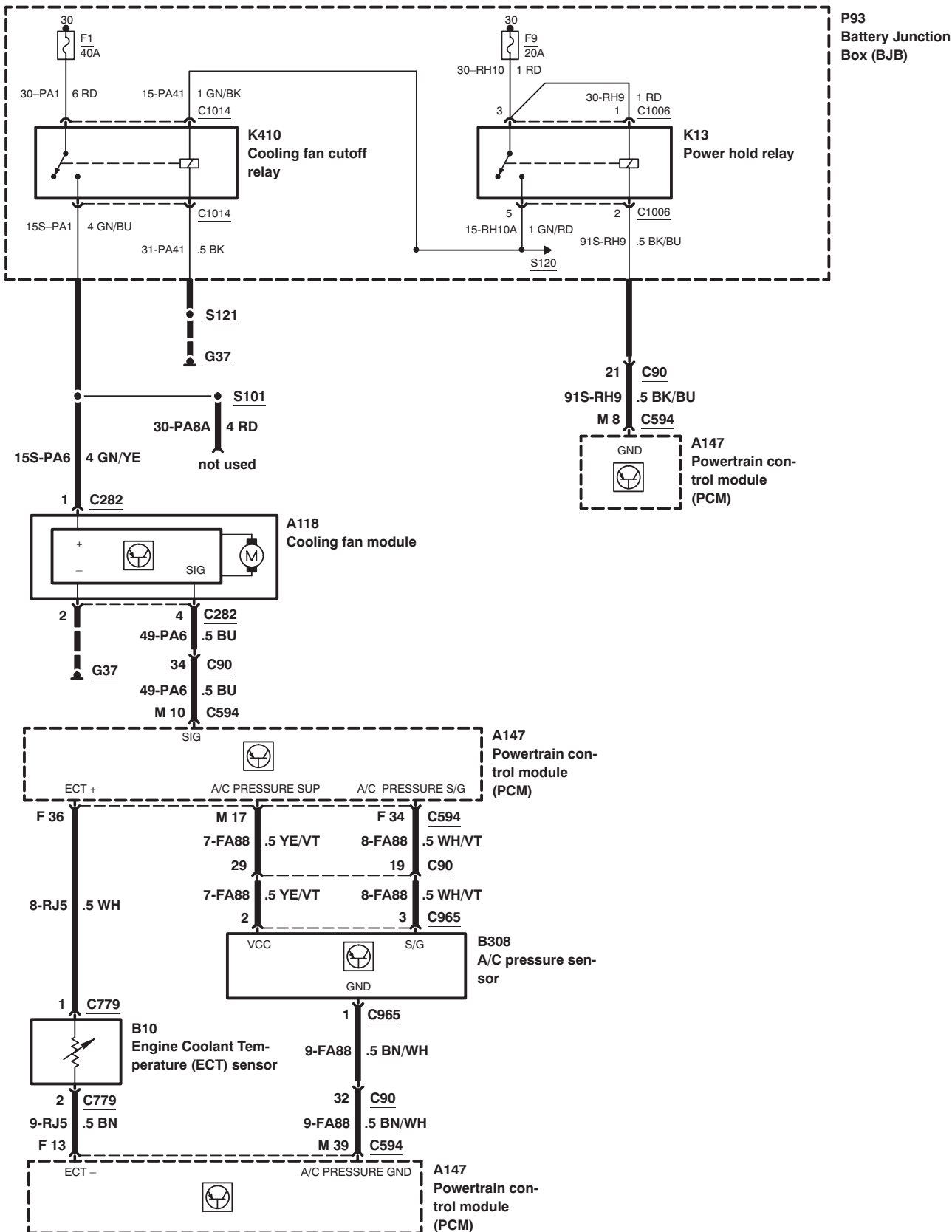
Engine Cooling – 1.4/1.6L Duratec–16V (Sigma), with air conditioning, before 08/2009



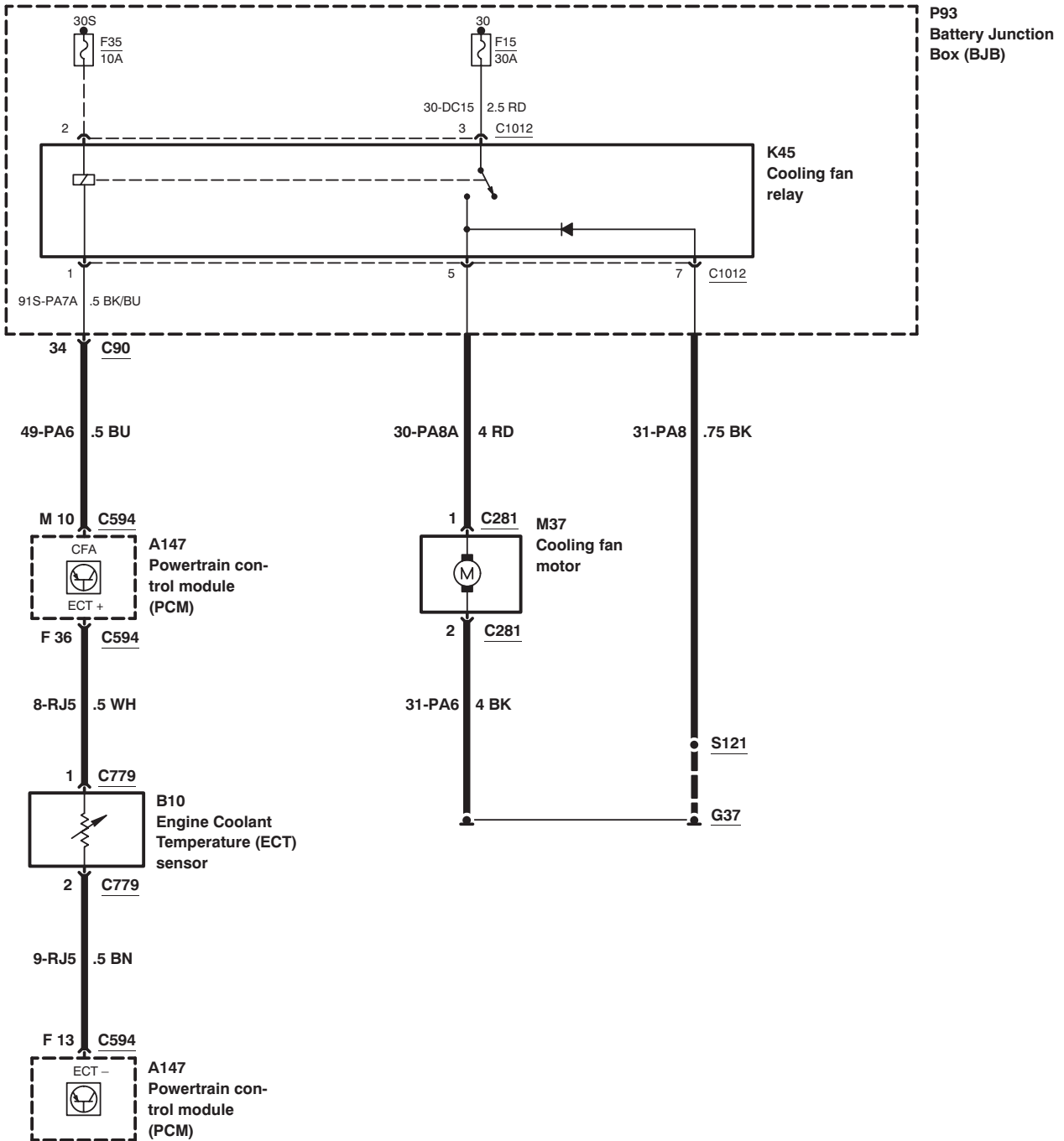
Engine Cooling – 1.4/1.6L Duratec–16V (Sigma), without air conditioning, as of 08/2009



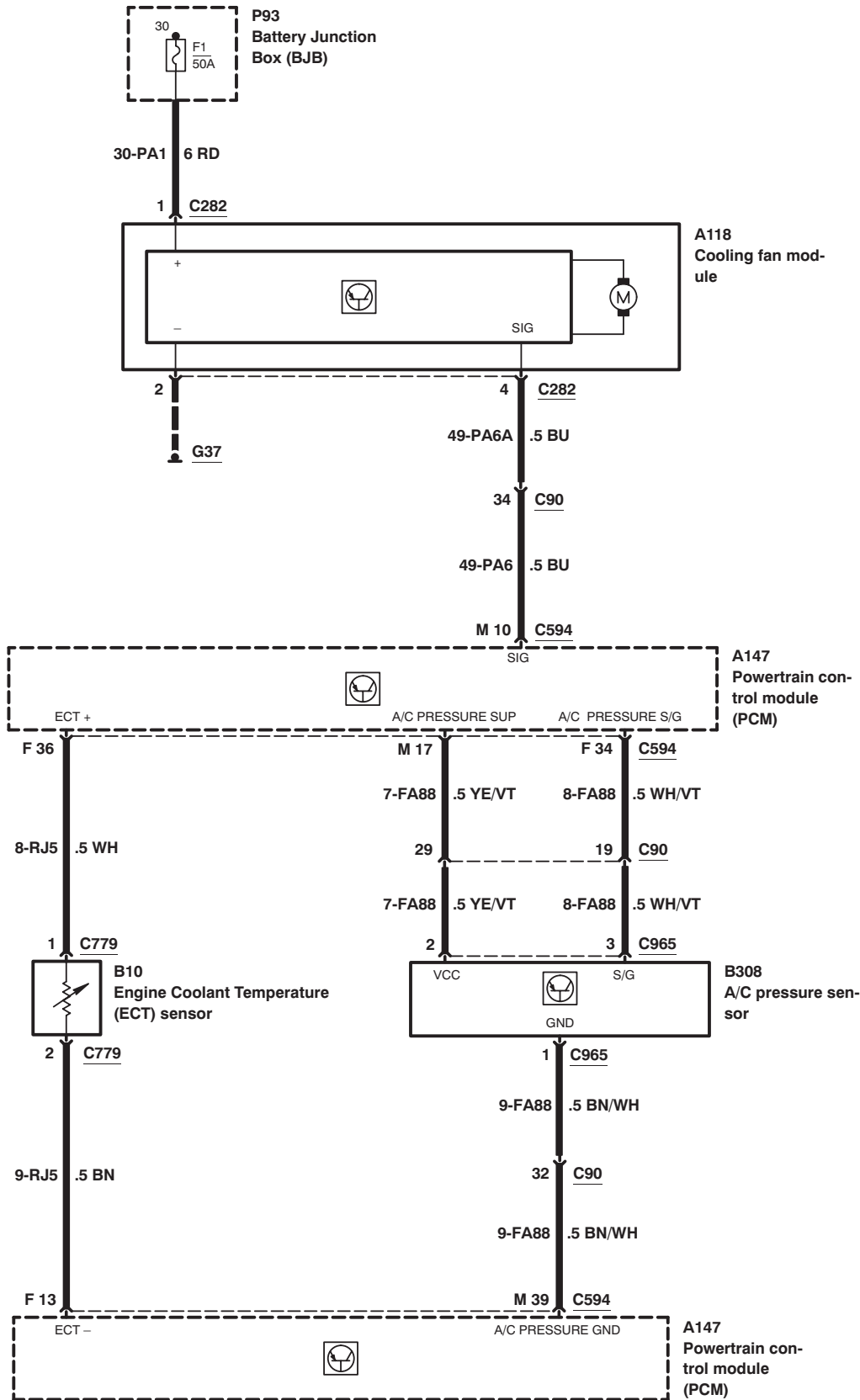
Engine Cooling – 1.4/1.6L Duratec–16V (Sigma), with air conditioning, as of 08/2009



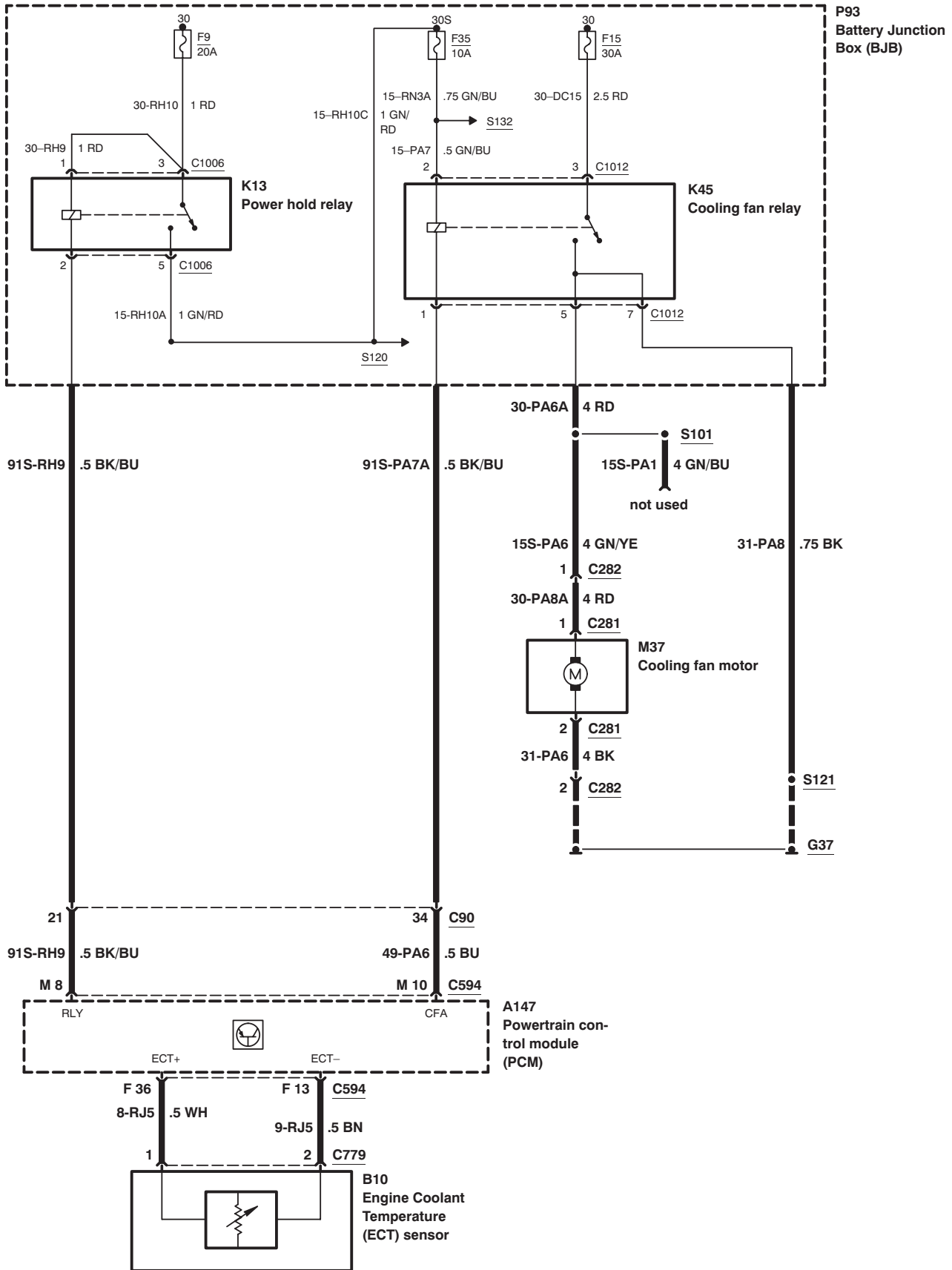
Engine Cooling – 1.6L Duratec–16V Ti–VCT (Sigma), without air conditioning, before 08/2009



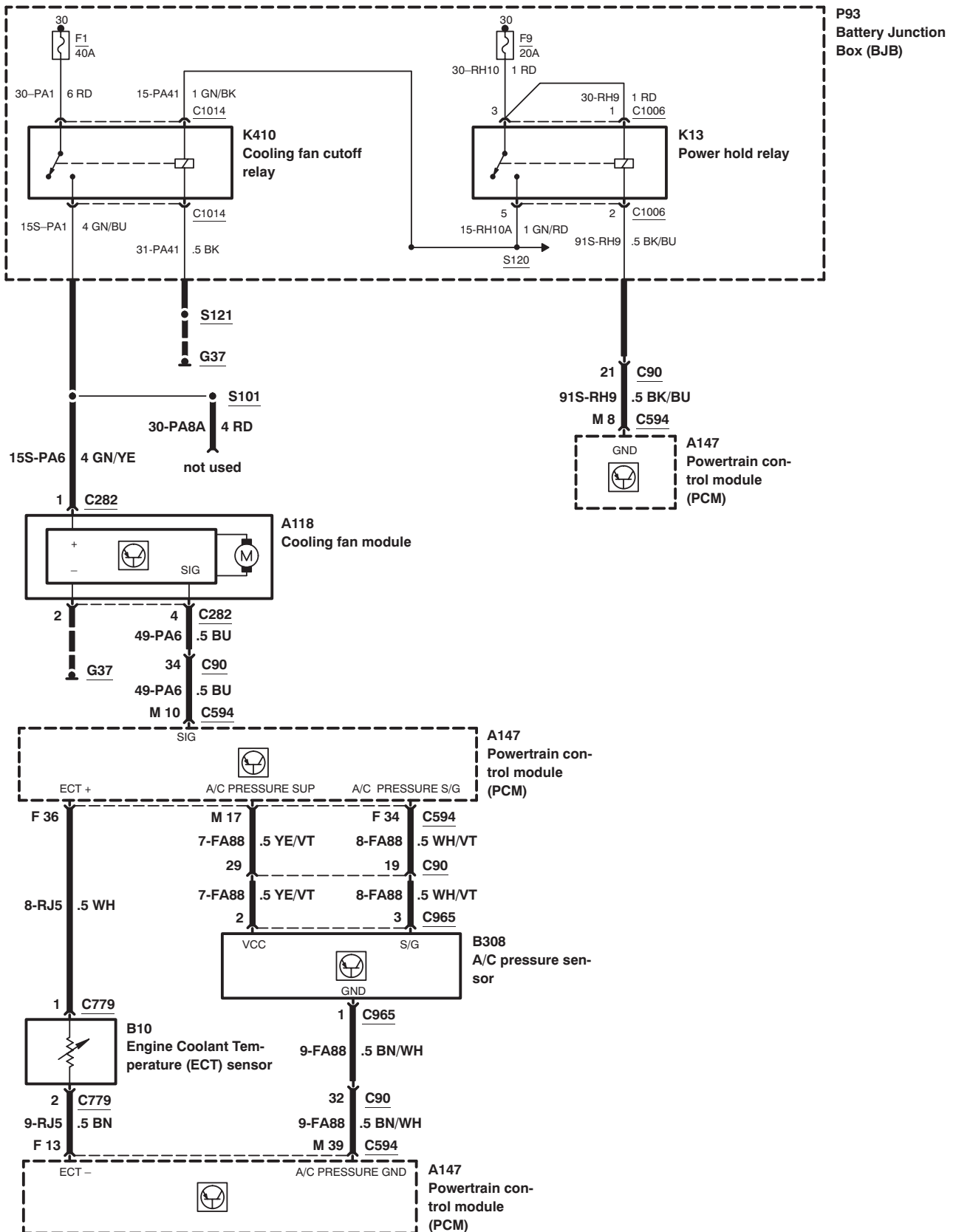
Engine Cooling – 1.6L Duratec–16V Ti–VCT (Sigma), with air conditioning, before 08/2009



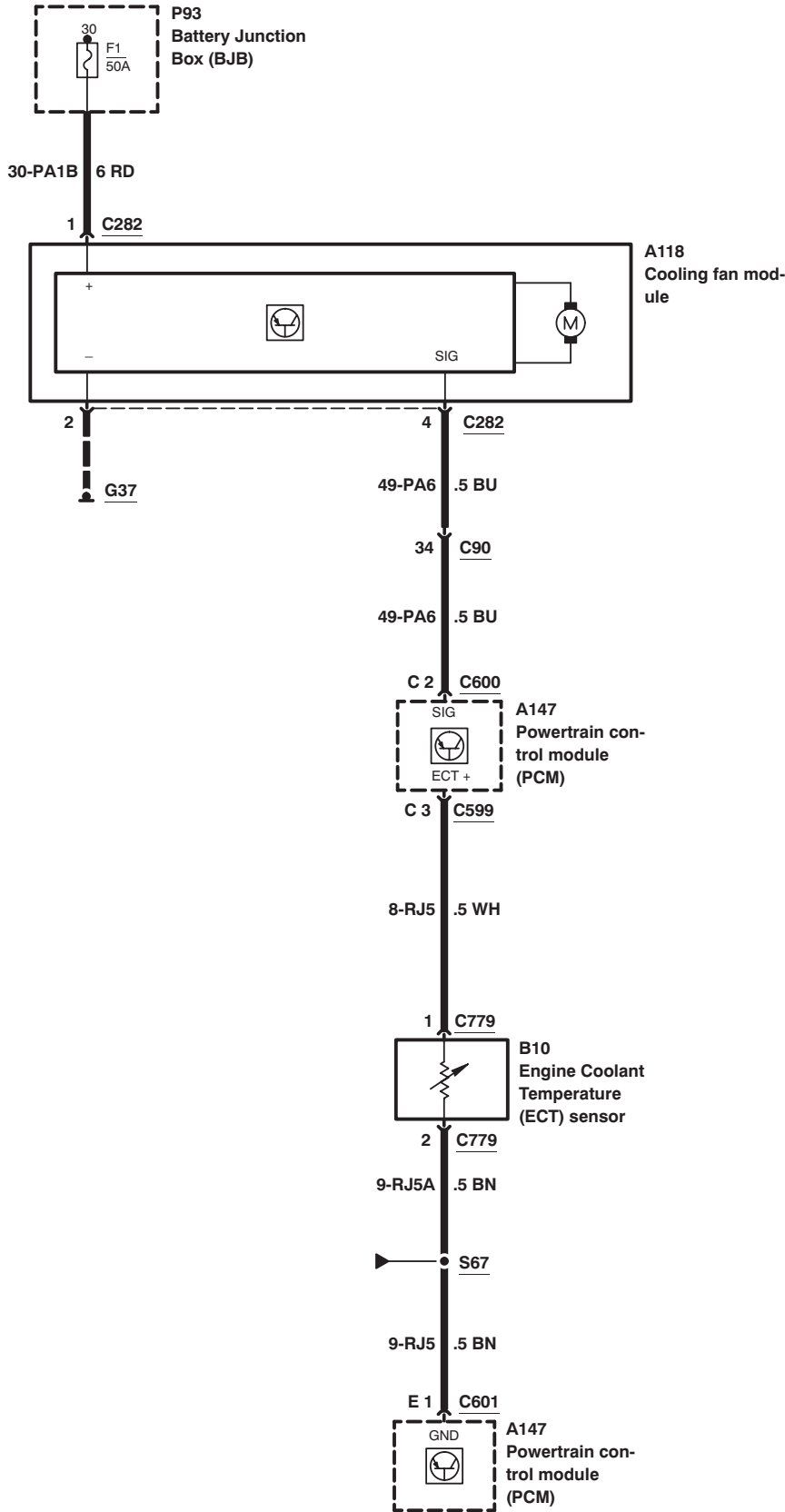
Engine Cooling – 1.6L Duratec–16V Ti–VCT (Sigma), without air conditioning, as of 08/2009



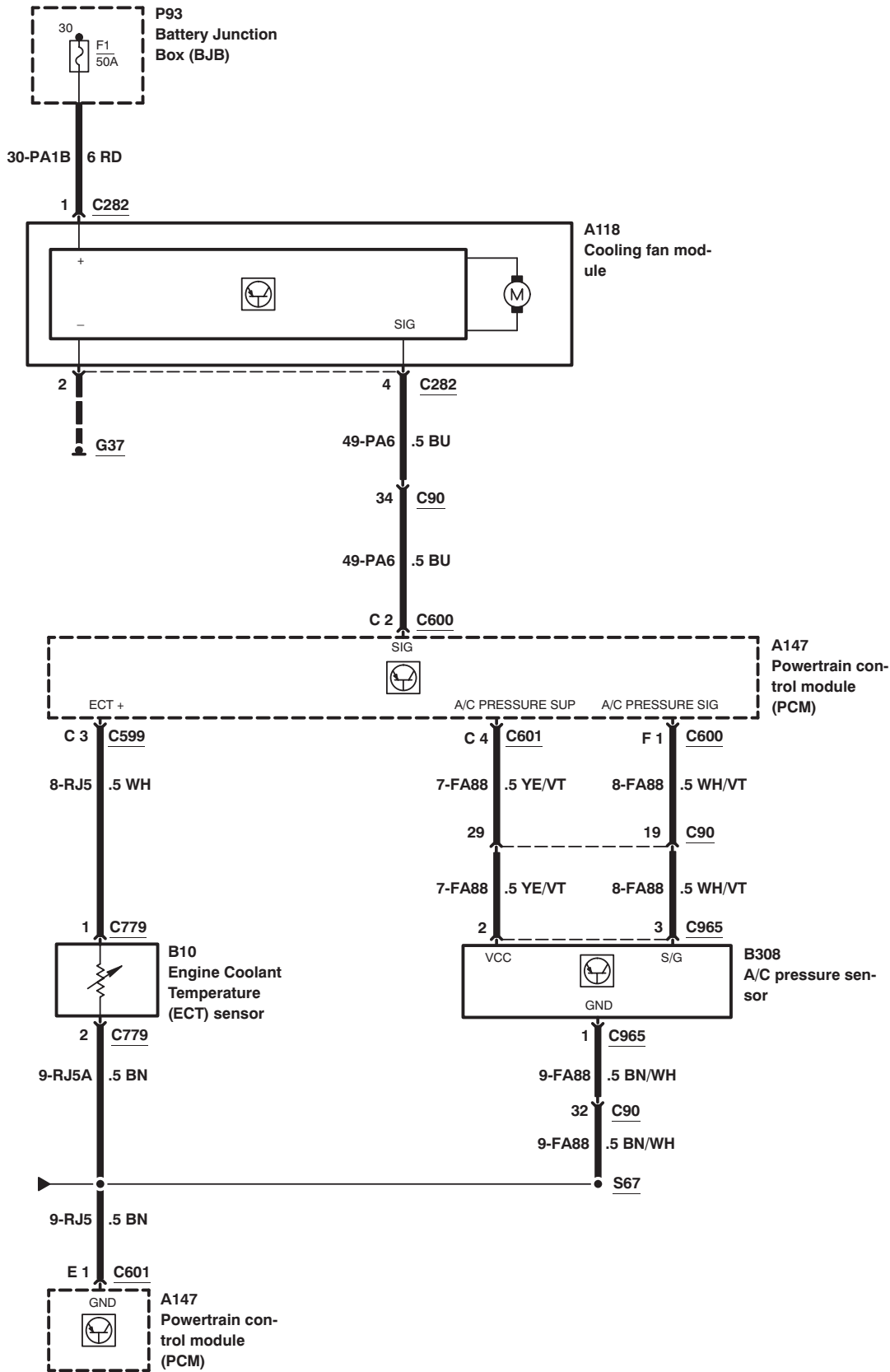
Engine Cooling – 1.6L Duratec–16V Ti–VCT (Sigma), with air conditioning, as of 08/2009



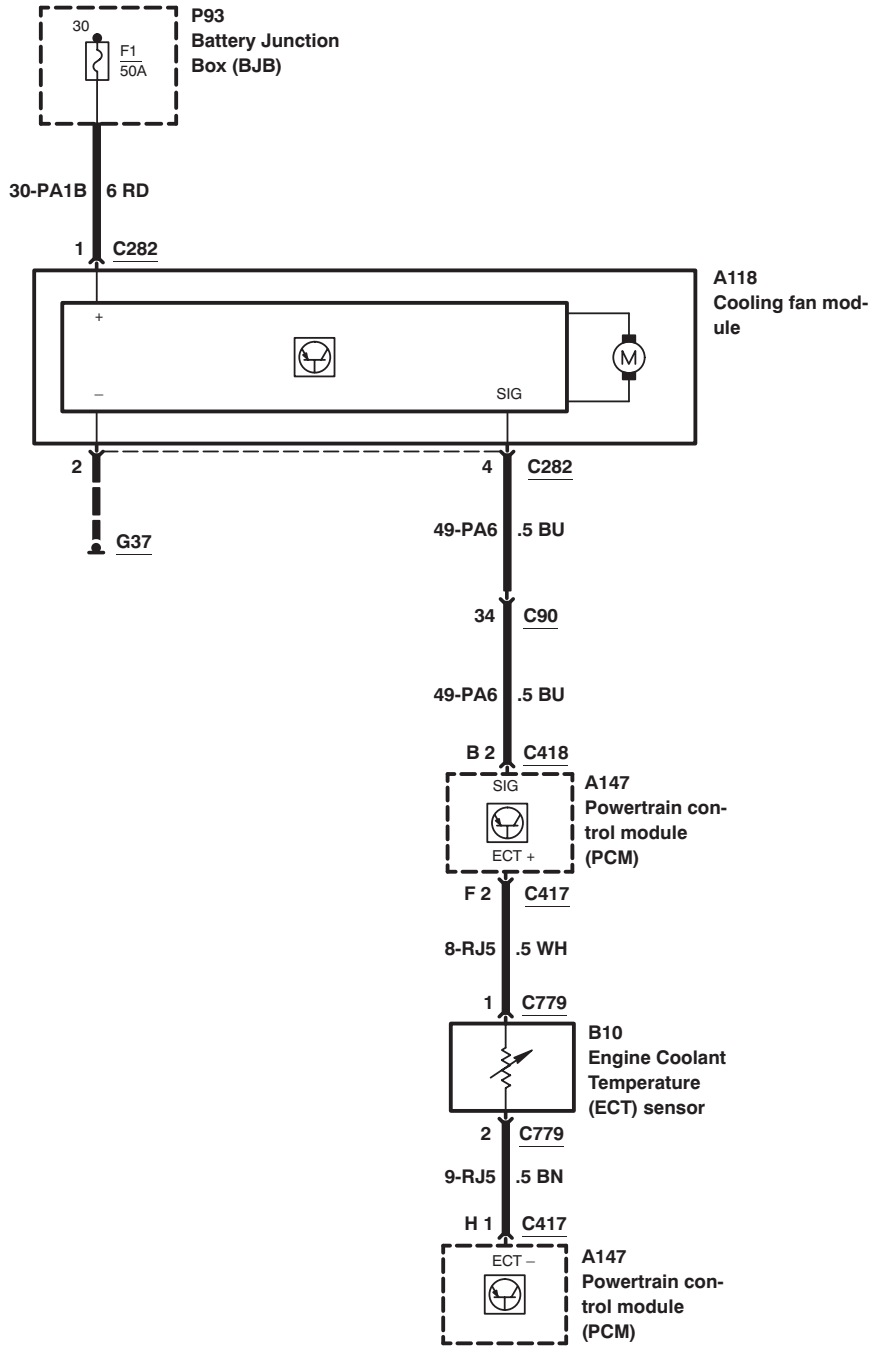
Engine Cooling – 1.8/2.0L Duratec–HE (MI4), without air conditioning, before 08/2009



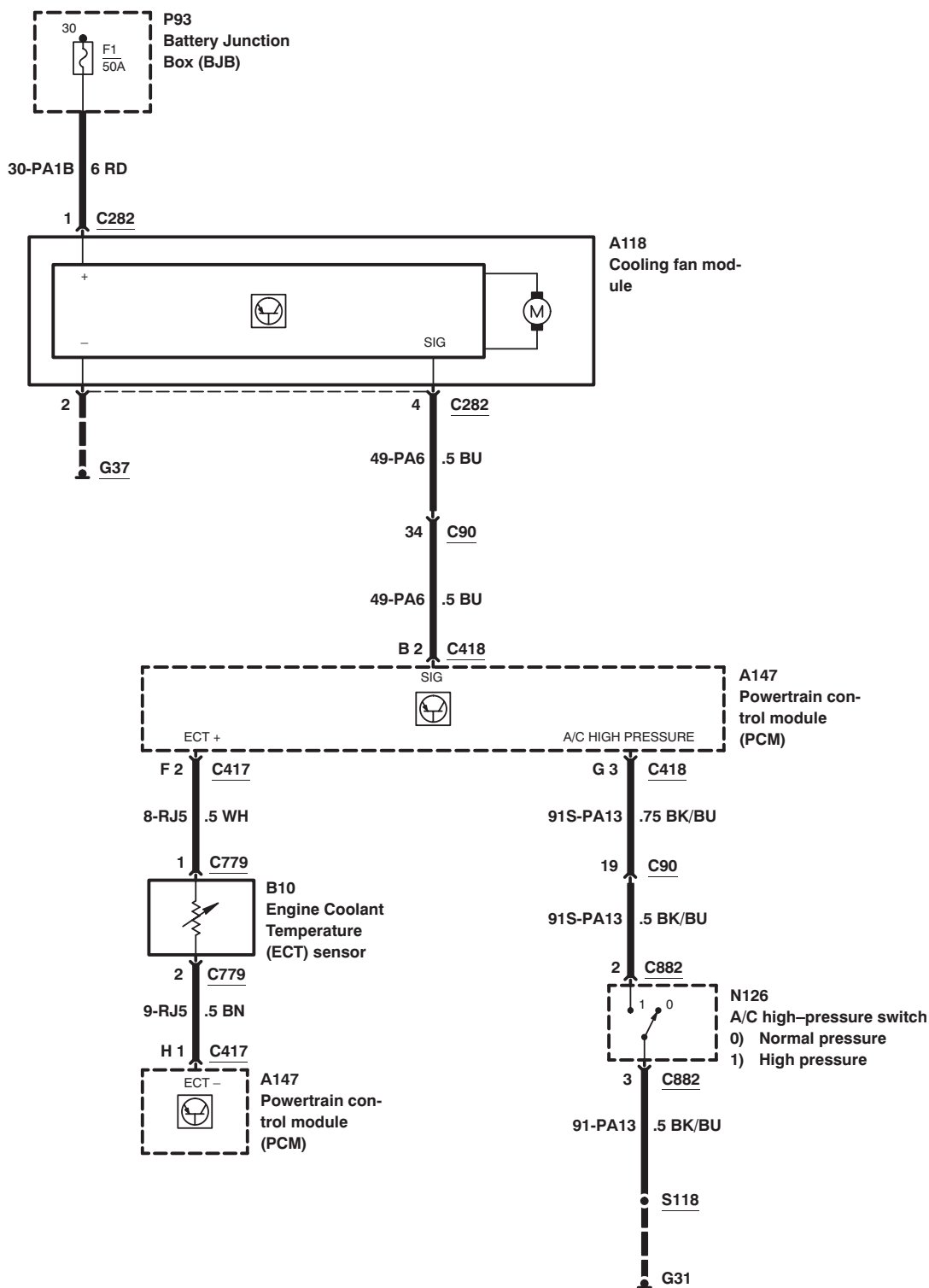
Engine Cooling – 1.8/2.0L Duratec–HE (MI4), with air conditioning, before
08/2009



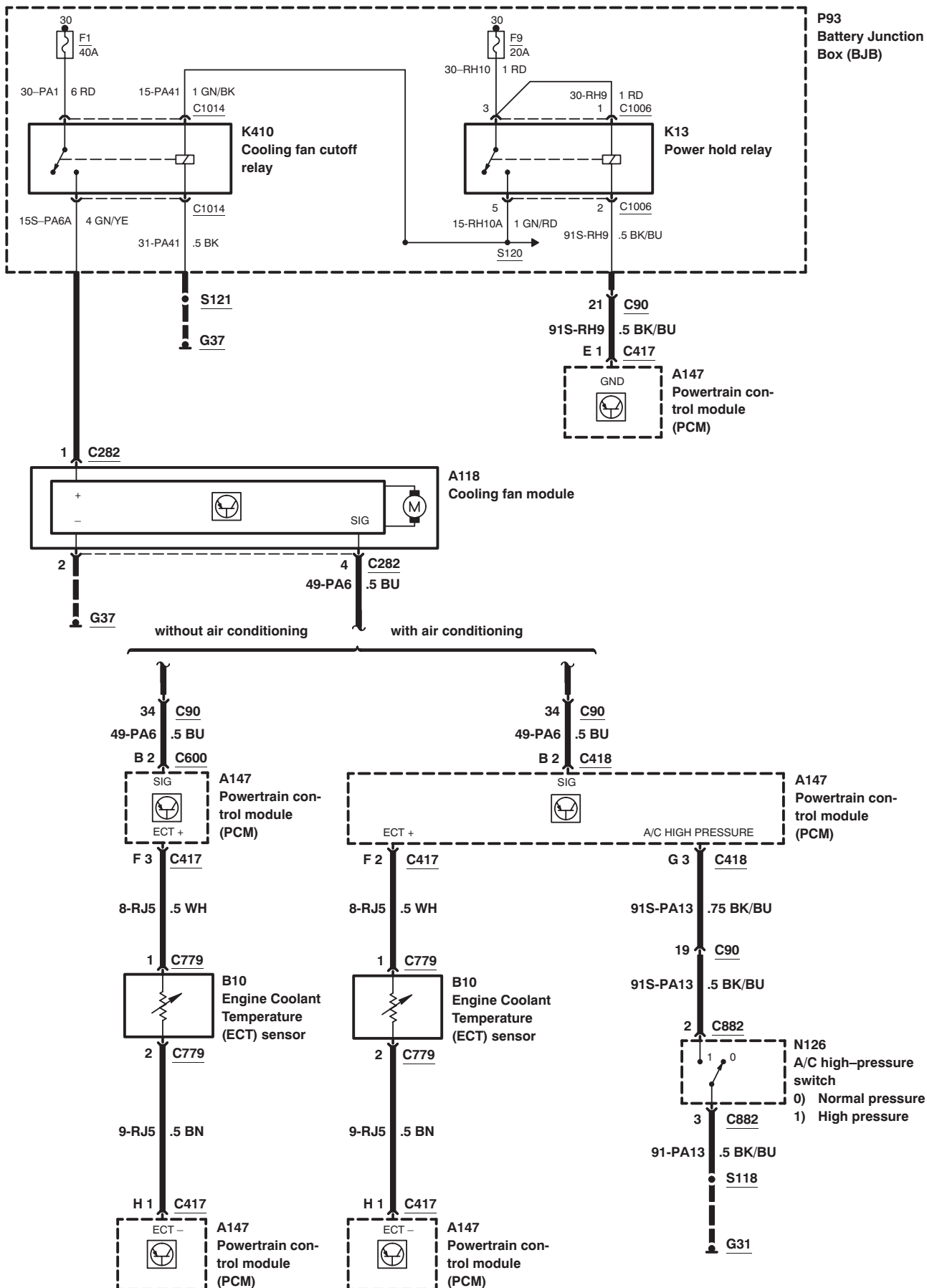
Engine Cooling – 1.6L Duratorq–TDCi (DV) Diesel, without air conditioning, before 08/2009



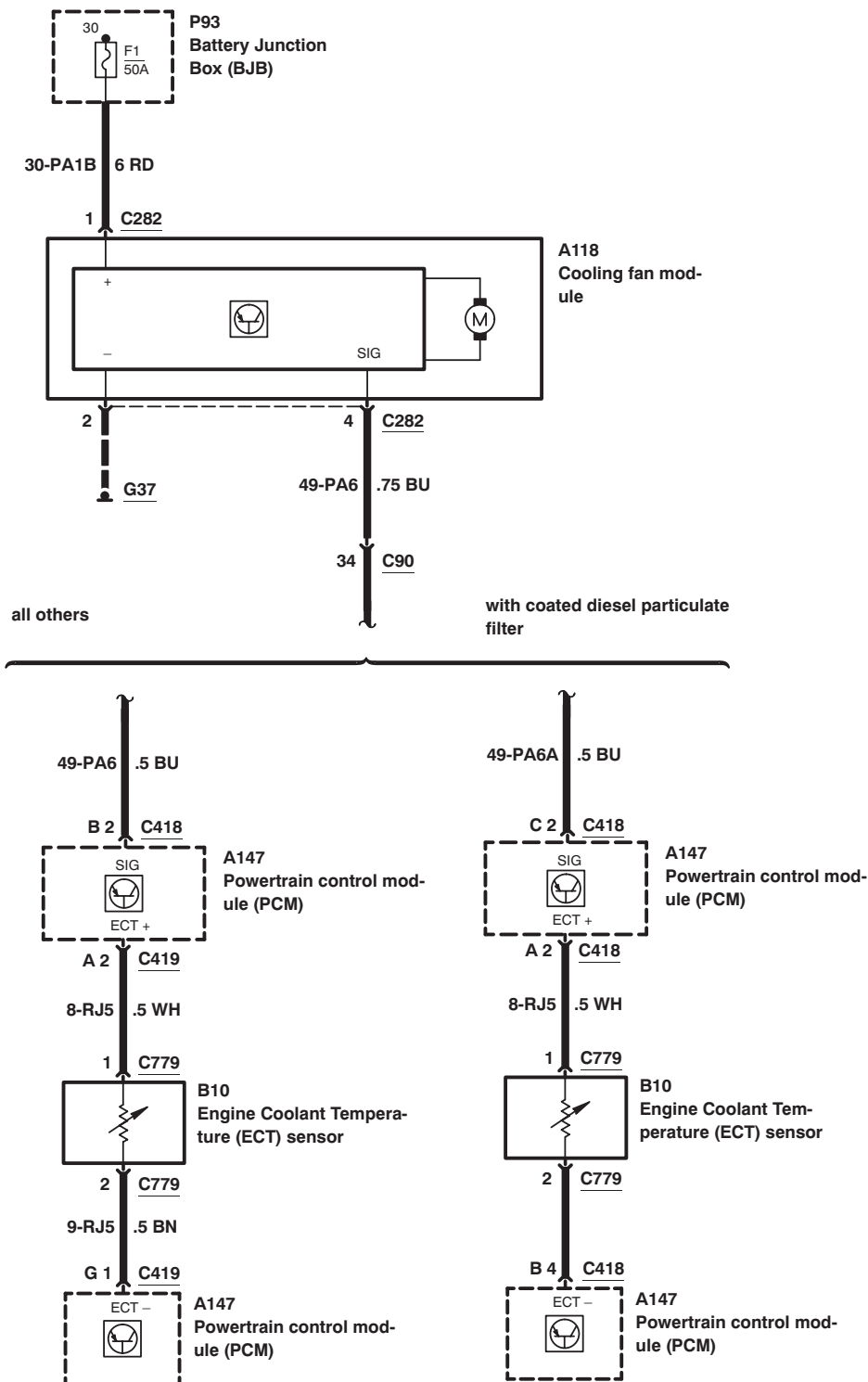
Engine Cooling – 1.6L Duratorq–TDCi (DV) Diesel, with air conditioning, before 08/2009



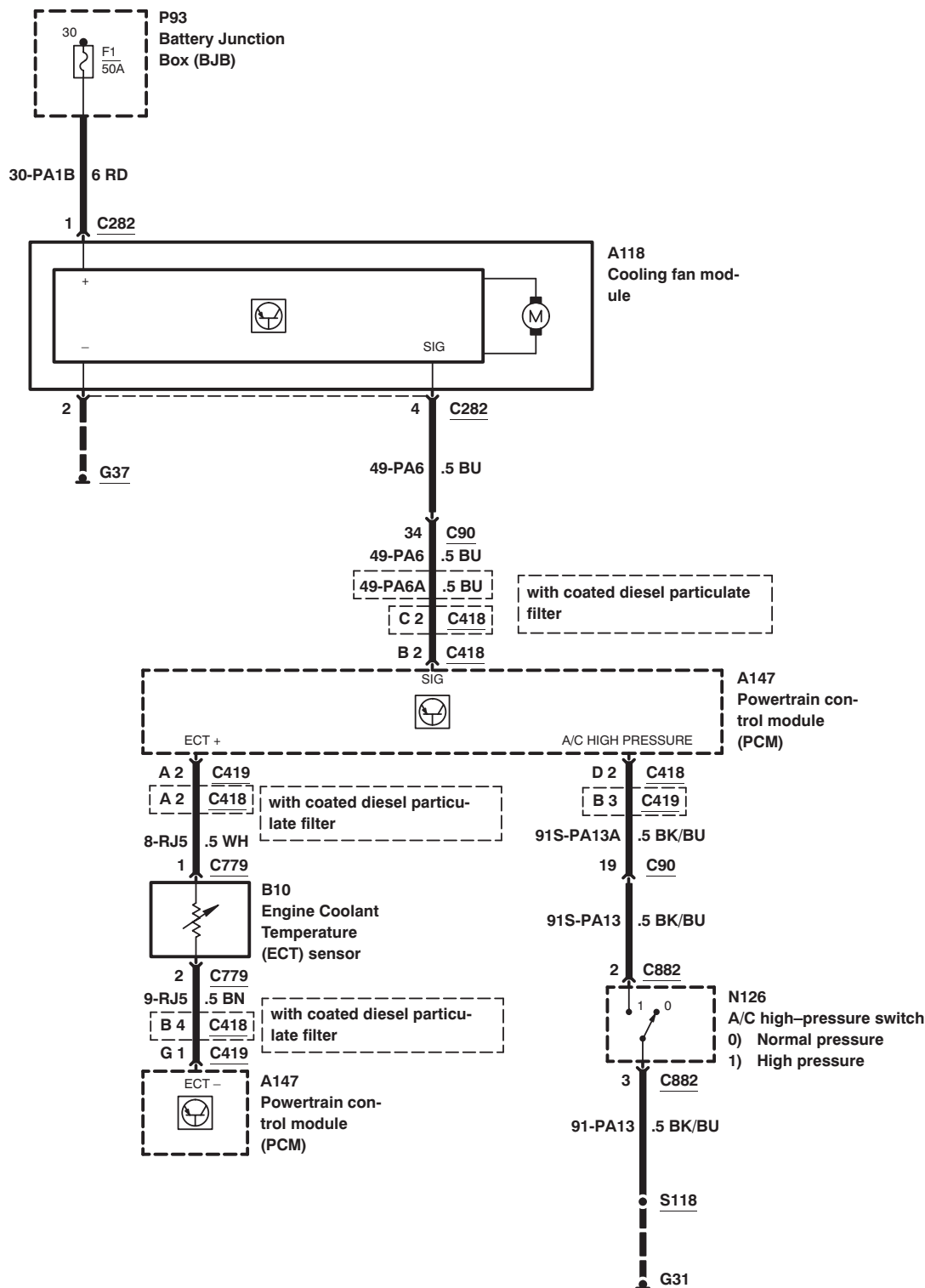
Engine Cooling – 1.6L Duratorq–TDCi (DV) Diesel, as of 08/2009



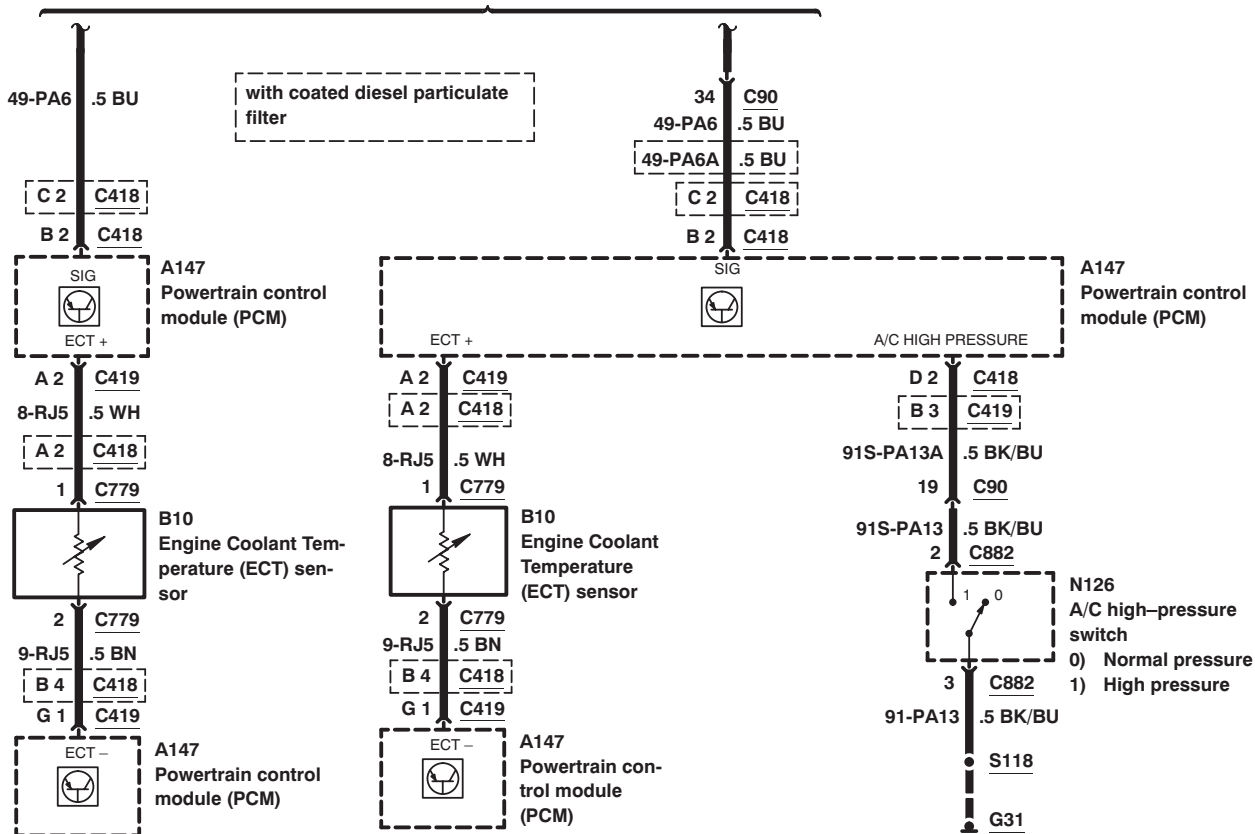
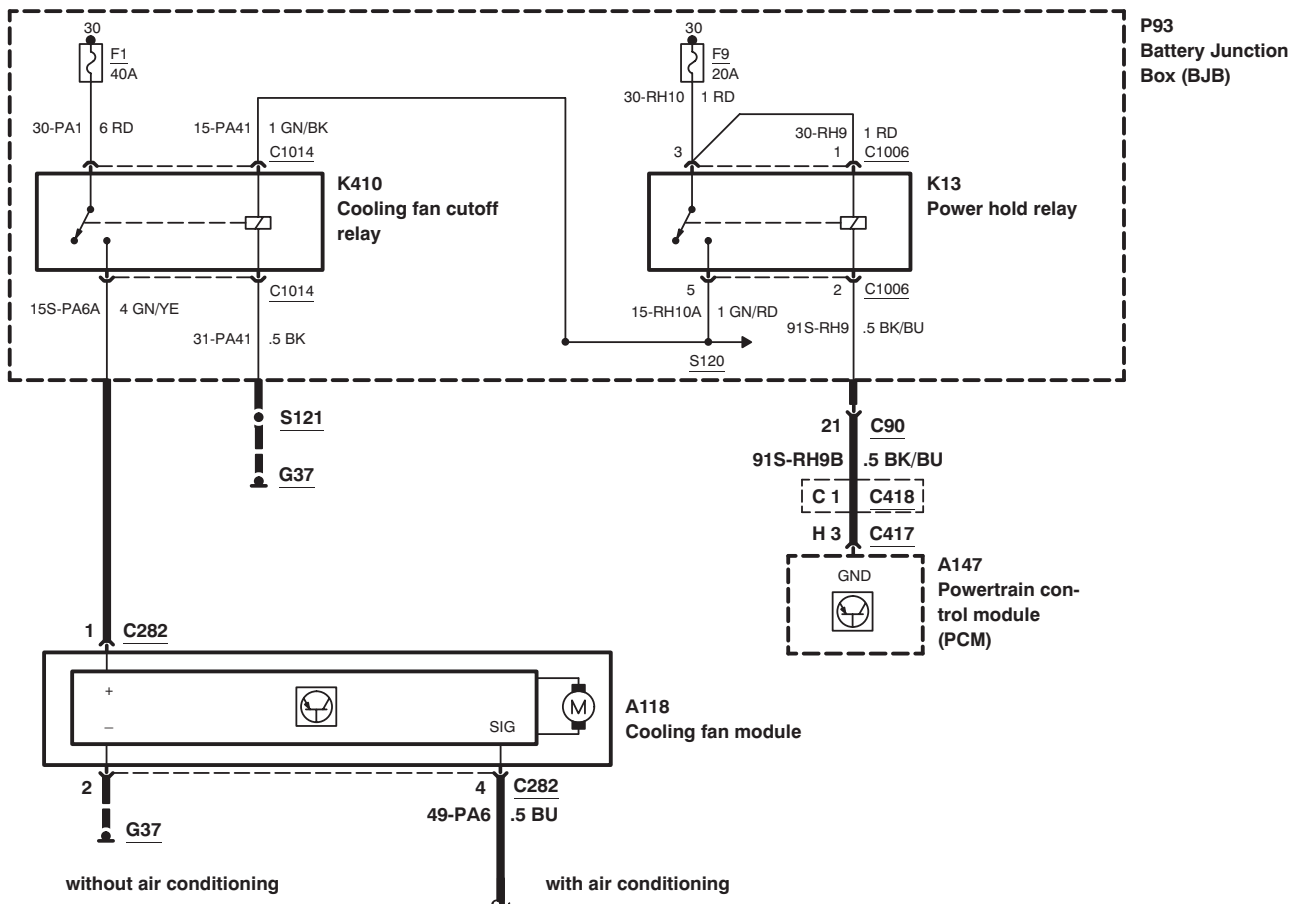
Engine Cooling – 2.0L Duratorq–TDCi (DW) Diesel, without air conditioning, before 08/2009



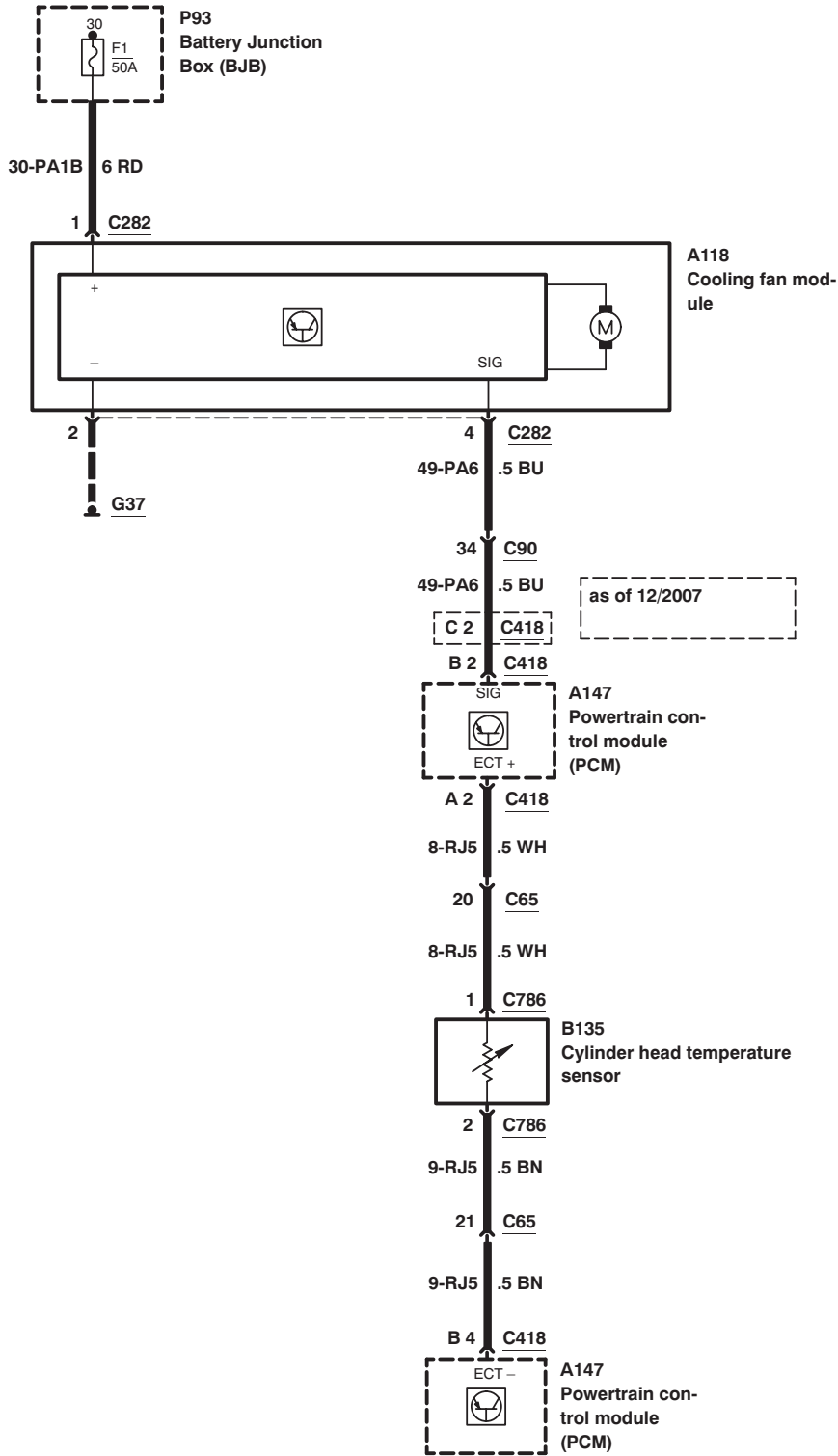
Engine Cooling – 2.0L Duratorq–TDCi (DW) Diesel, with air conditioning, before 08/2009



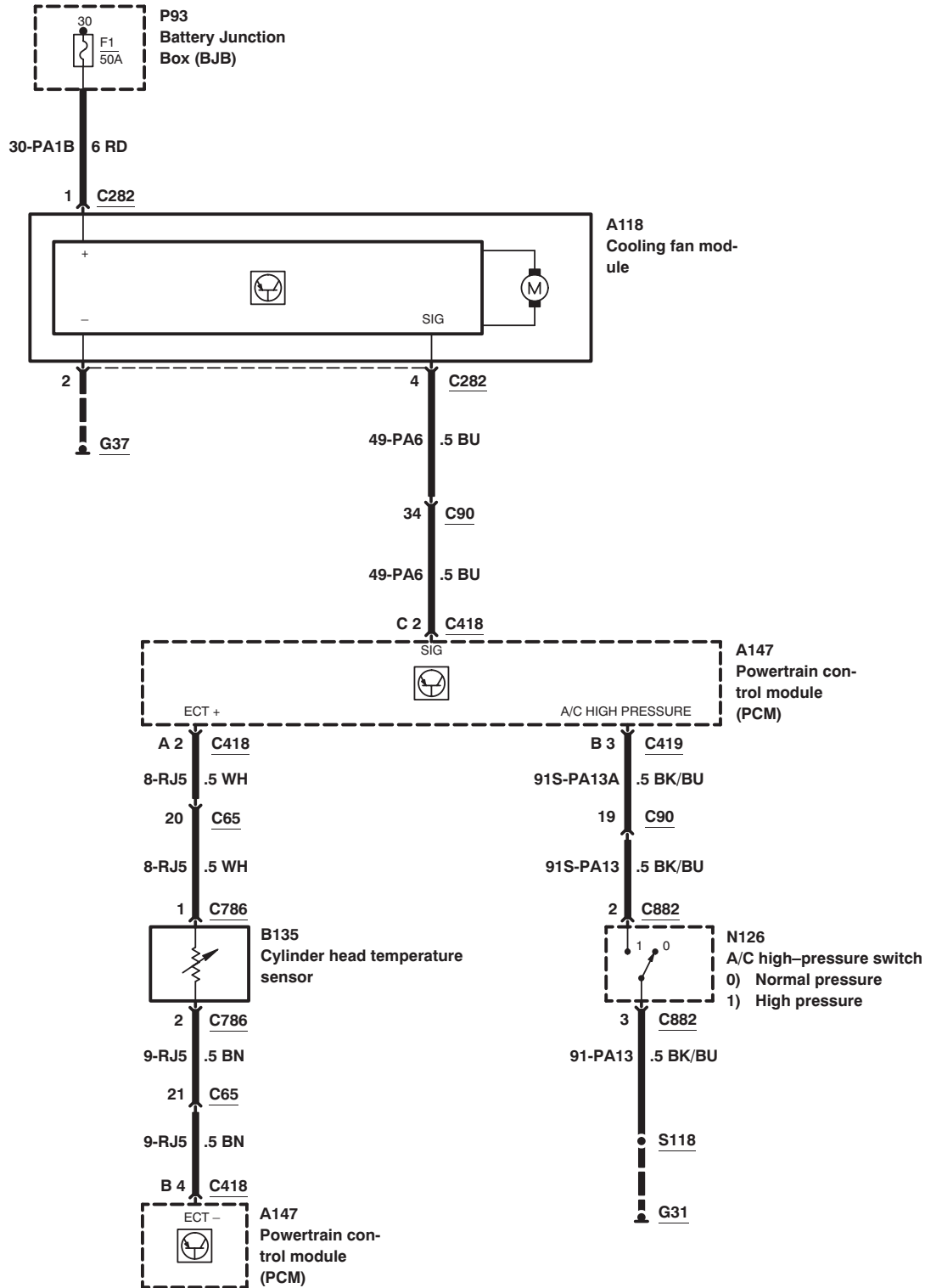
Engine Cooling – 2.0L Duratorq–TDCi (DW) Diesel, as of 08/2009



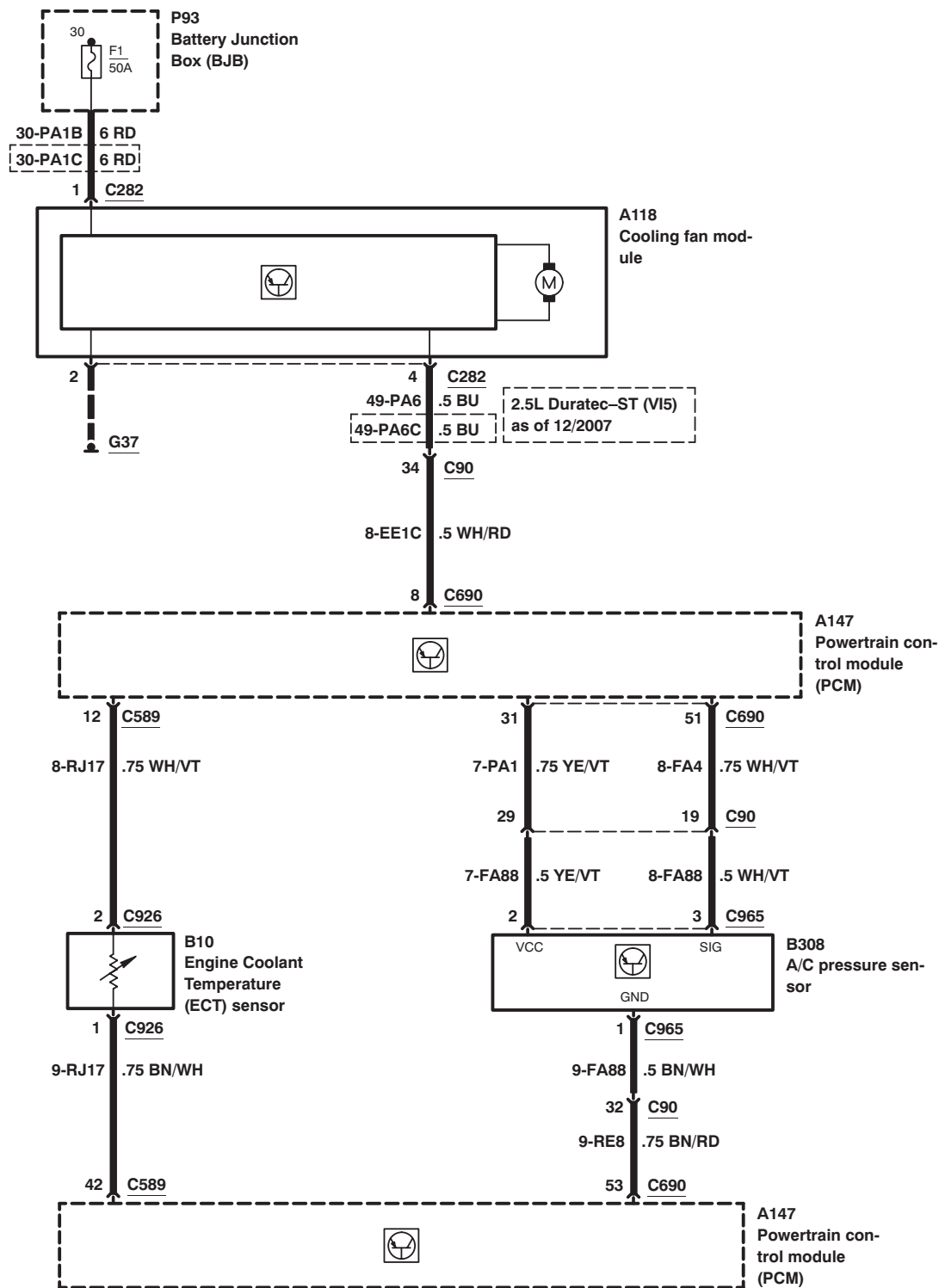
Engine Cooling – 1.8L Duratorq–TDCi (Kent) Diesel, without air conditioning, before 08/2009



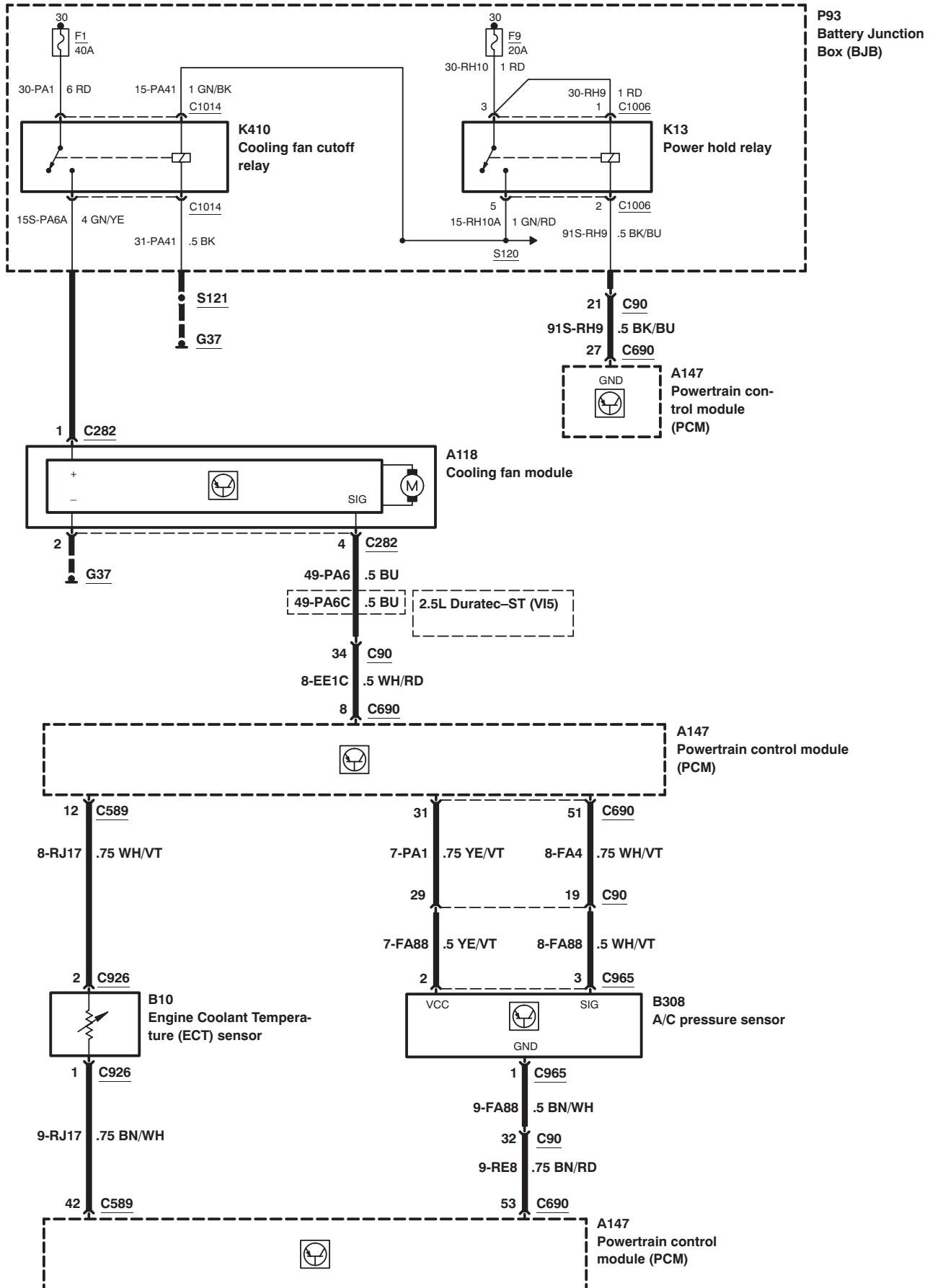
Engine Cooling – 1.8L Duratorq–TDCi (Kent) Diesel, with air conditioning, before 08/2009



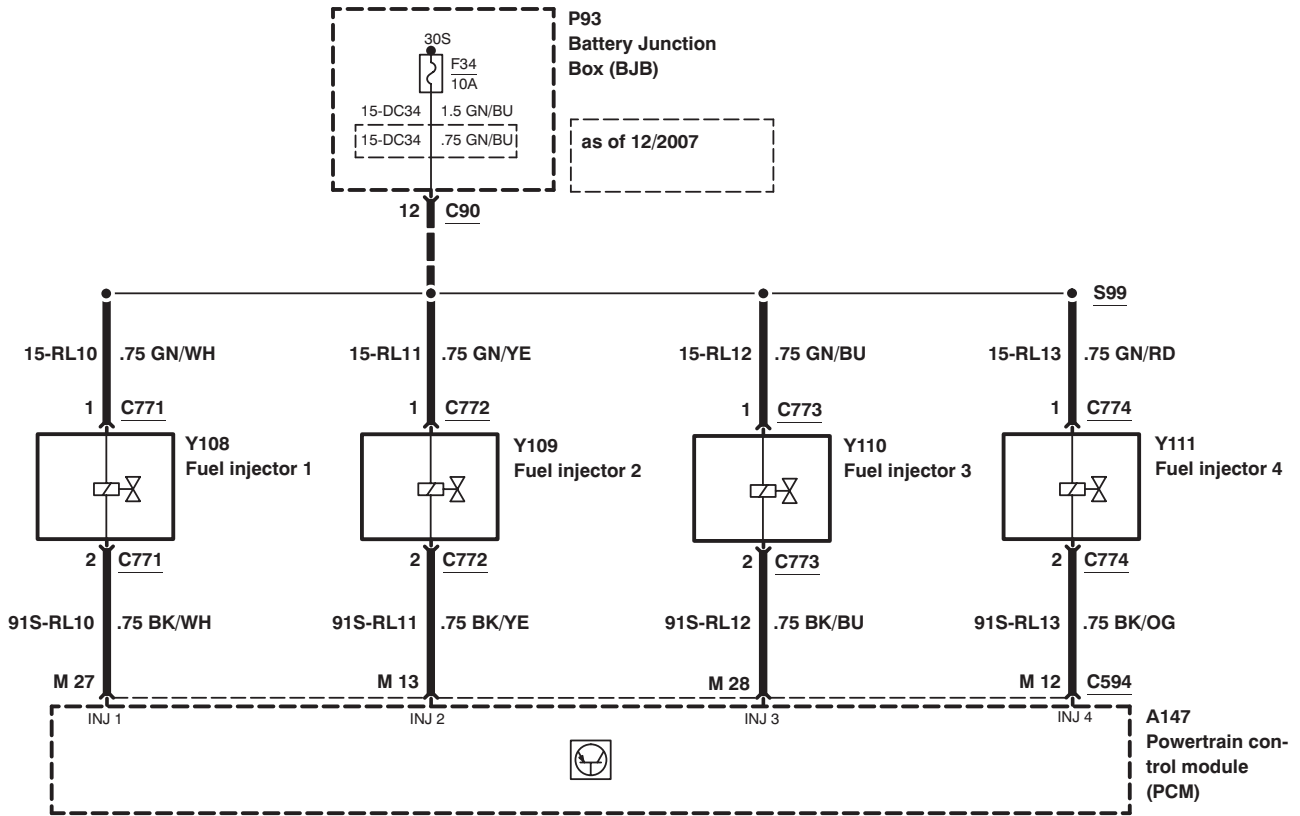
Engine Cooling – 2.5L Duratec (VI5)



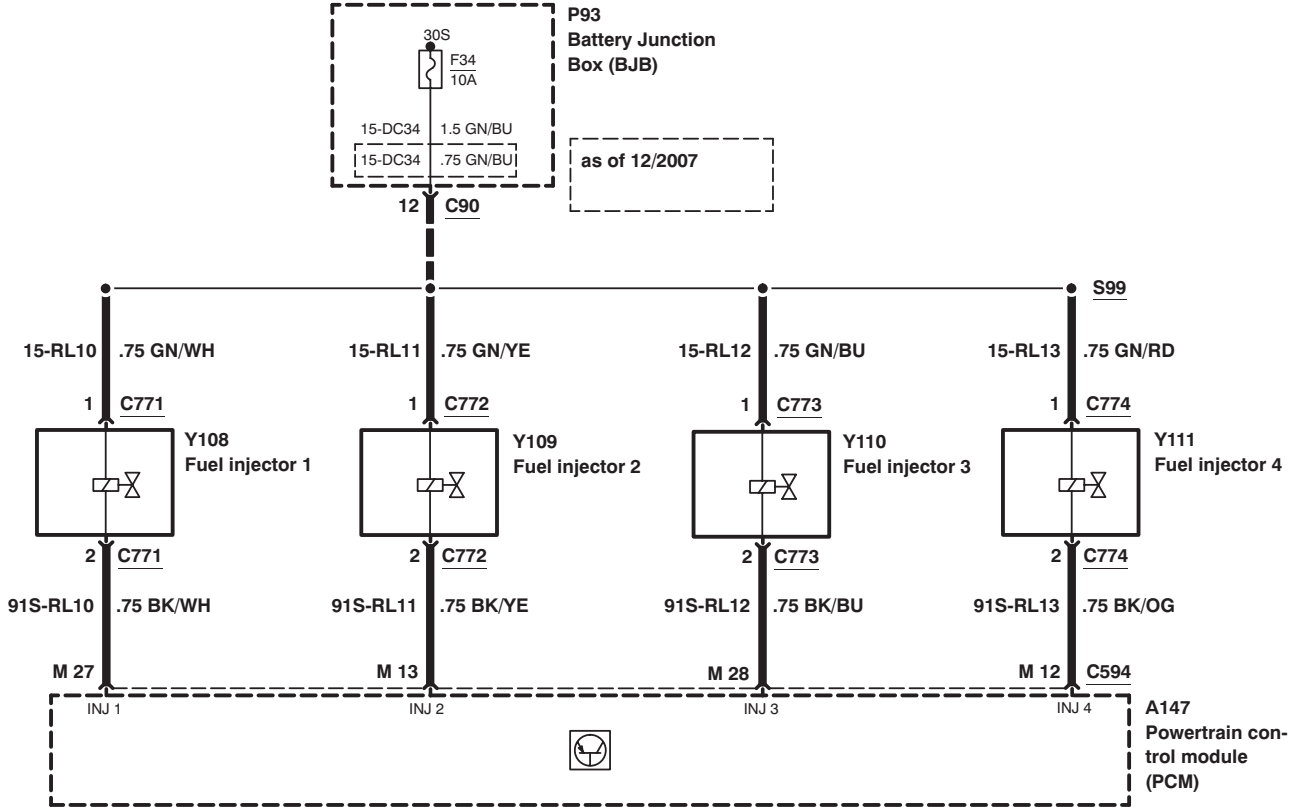
Engine Cooling – 2.5L Duratec (VI5)



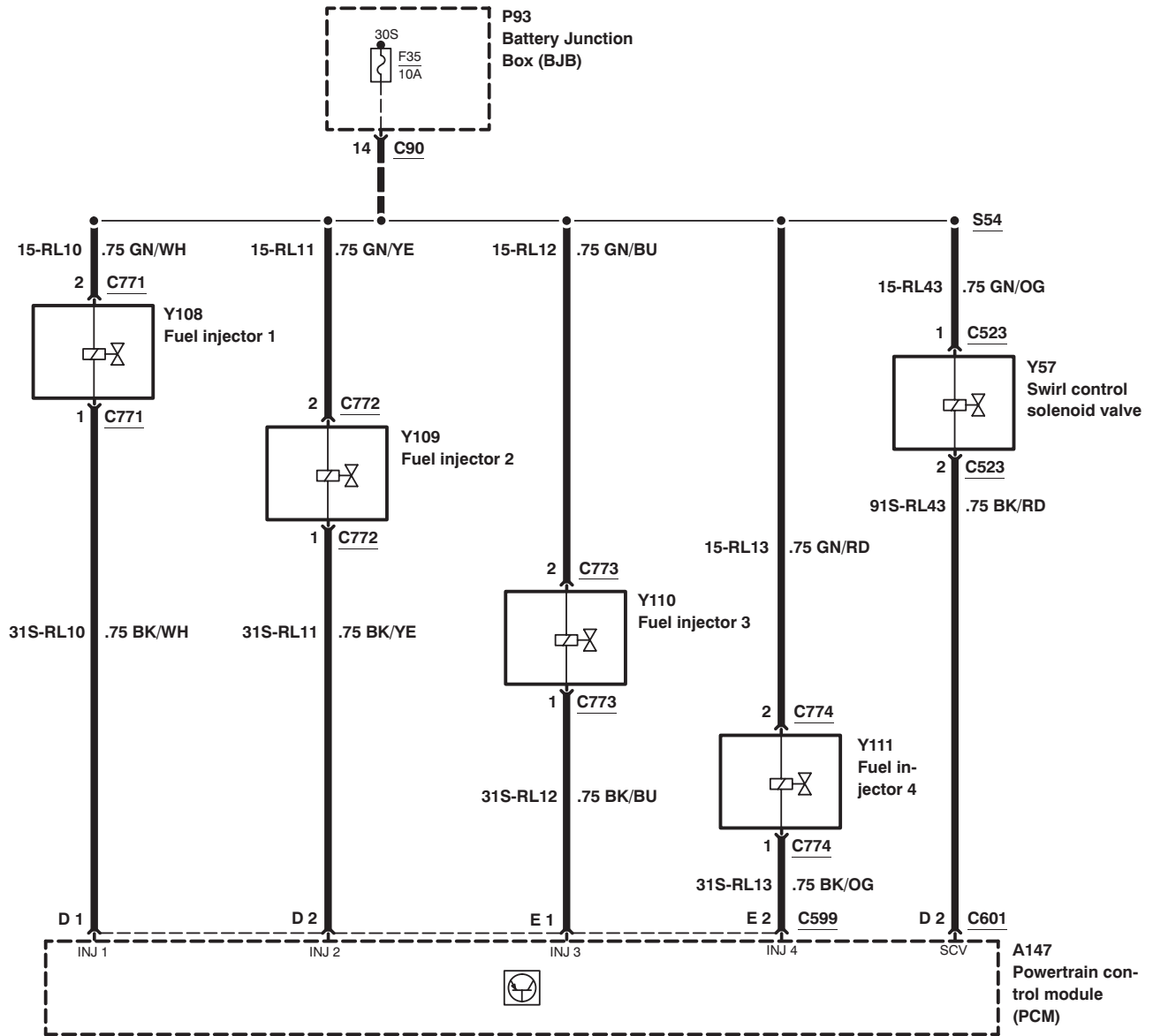
Fuel Charging and Controls – 1.4/1.6L Duratec–16V (Sigma)



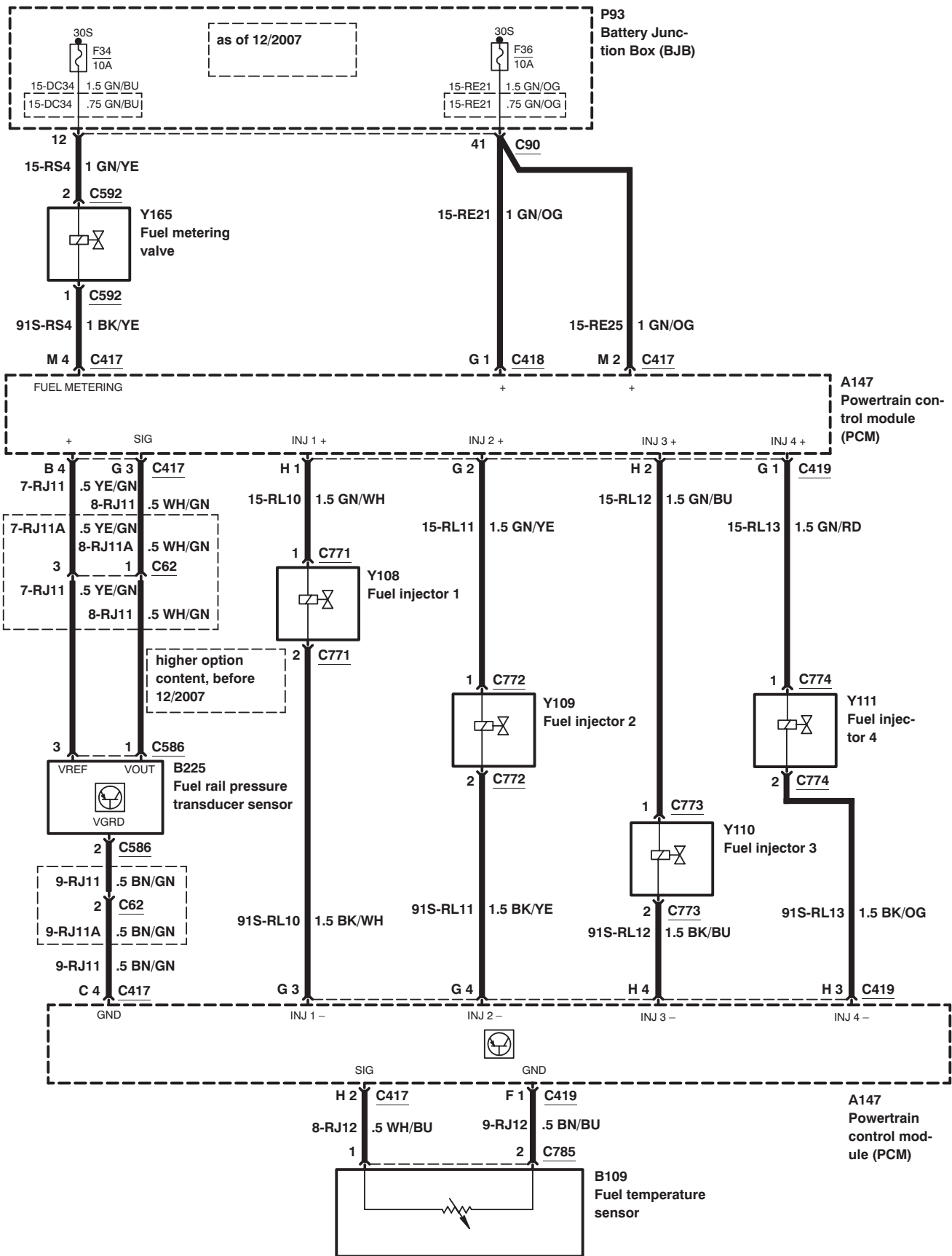
Fuel Charging and Controls – 1.6L Duratec–16V Ti–VCT (Sigma)



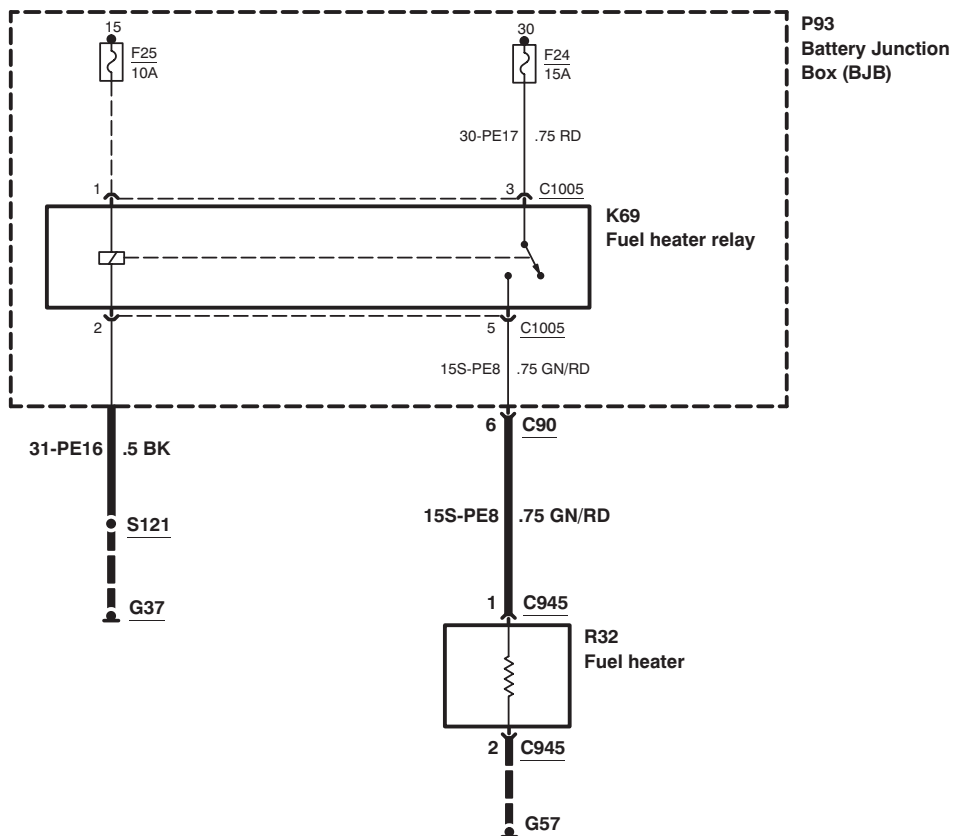
Fuel Charging and Controls – 1.8/2.0L Duratec–HE (MI4)



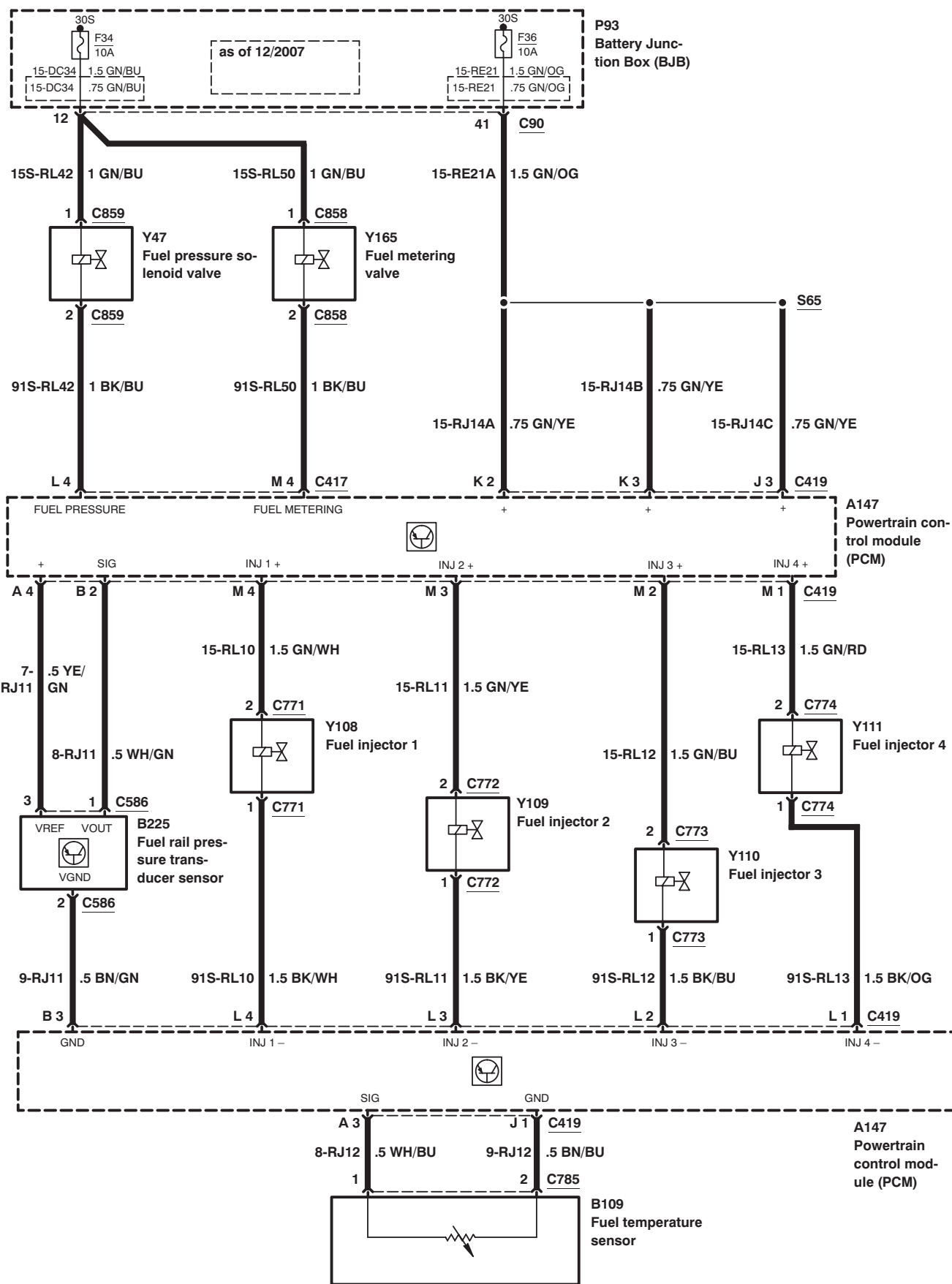
Fuel Charging and Controls – 1.6L Duratorq–TDCi (DV) Diesel



Fuel Charging and Controls – 1.6L Duratorq–TDCi (DV) Diesel

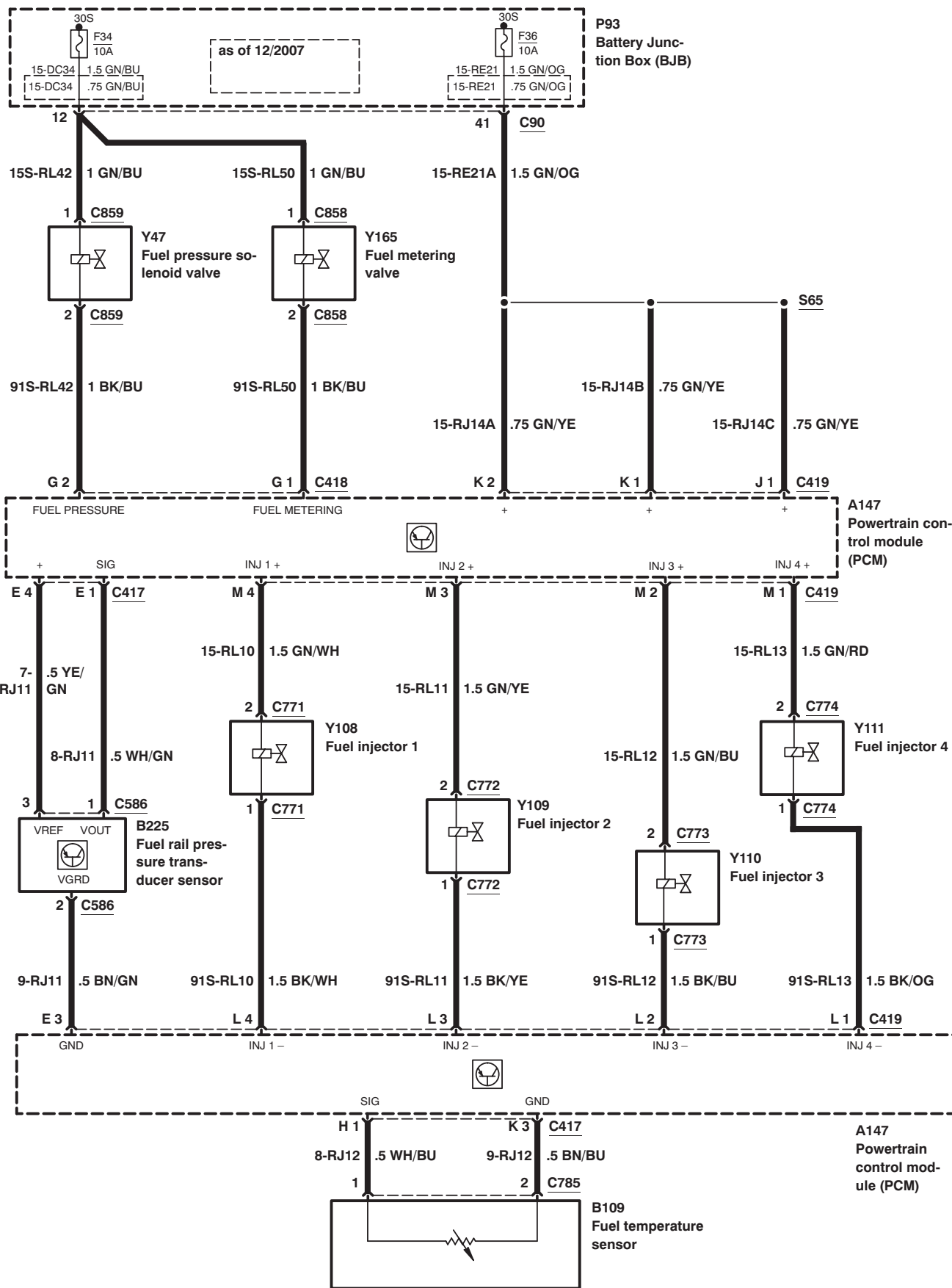


Fuel Charging and Controls – 2.0L Duratorq–TDCi (DW) Diesel, without coated diesel particulate filter

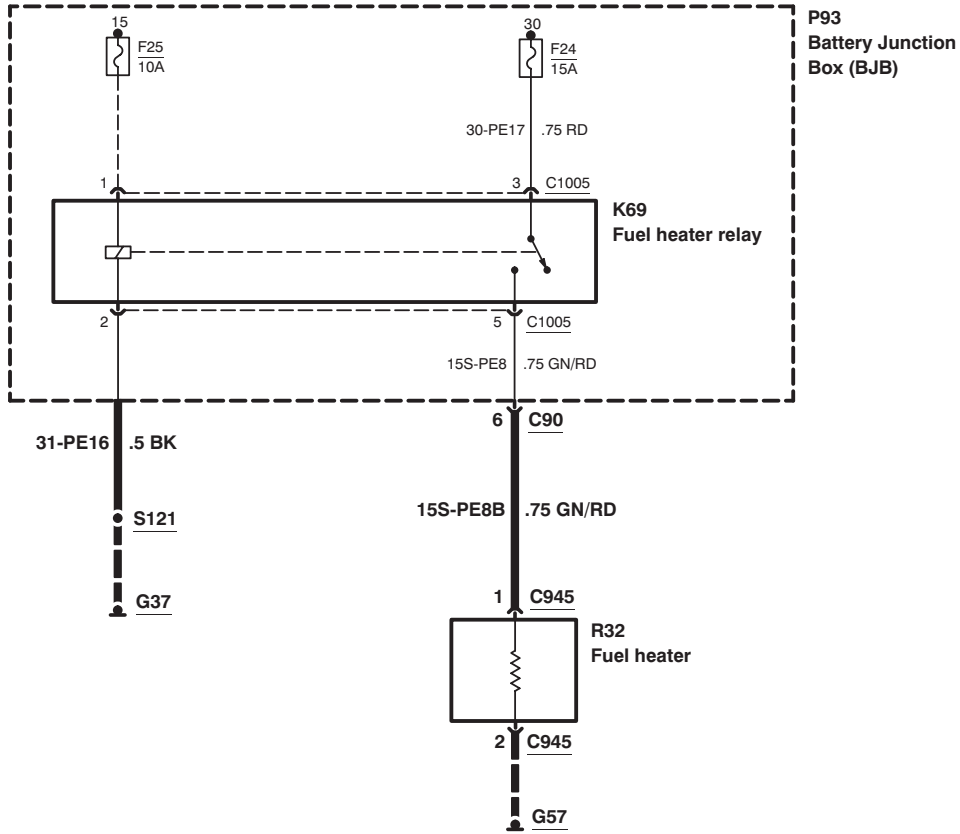


10/2007
303-04E-00-2
2007.5
Focus

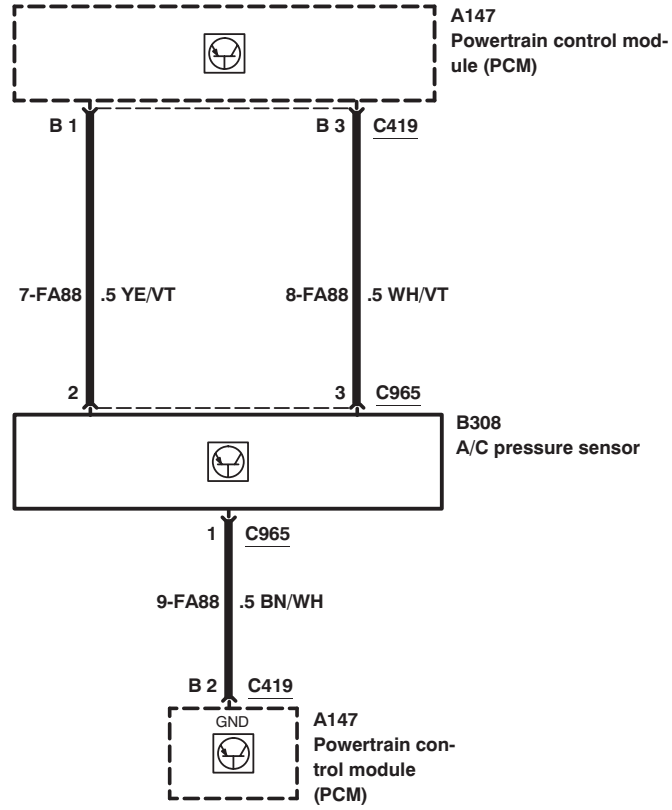
Fuel Charging and Controls – 2.0L Duratorq–TDCi (DW) Diesel, with coated diesel particulate filter



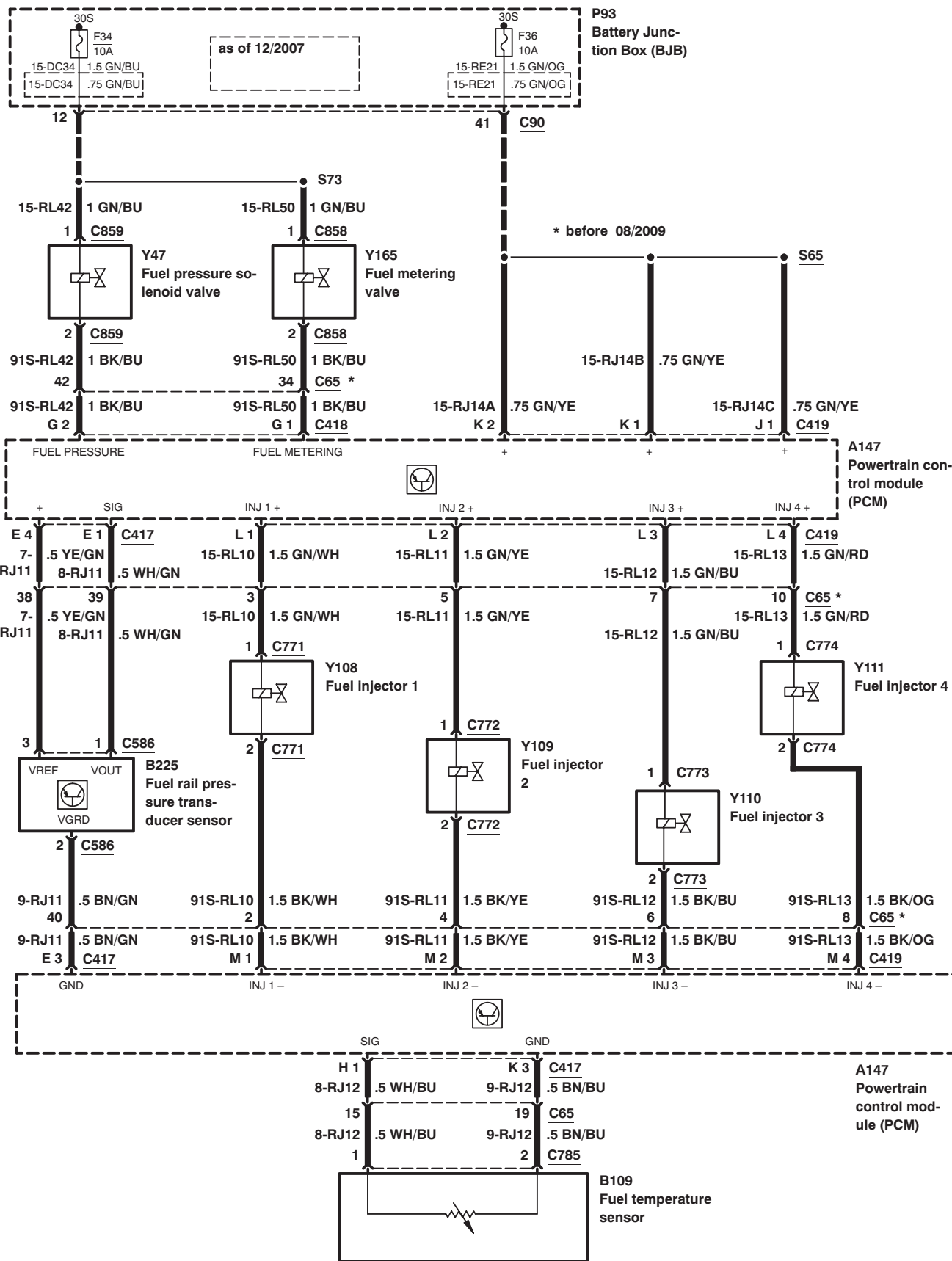
Fuel Charging and Controls – 2.0L Duratorq–TDCi (DW) Diesel



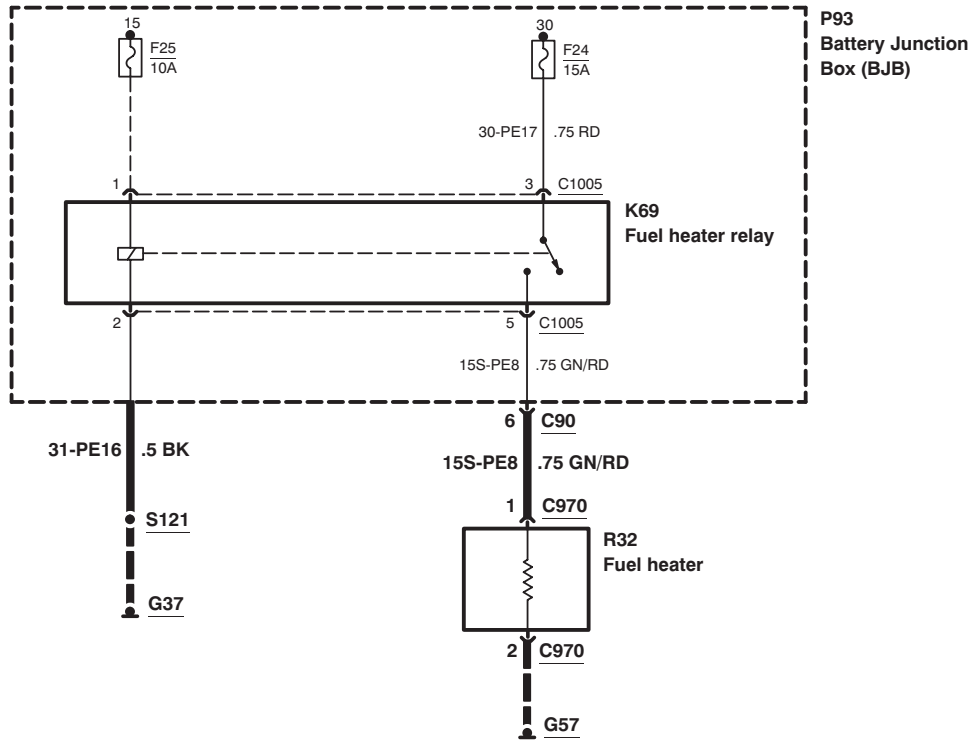
Electronic Engine Controls – 2.0L Duratorq–TDCi (DW) Diesel, manual transmission (MPS6), as of 08/2009



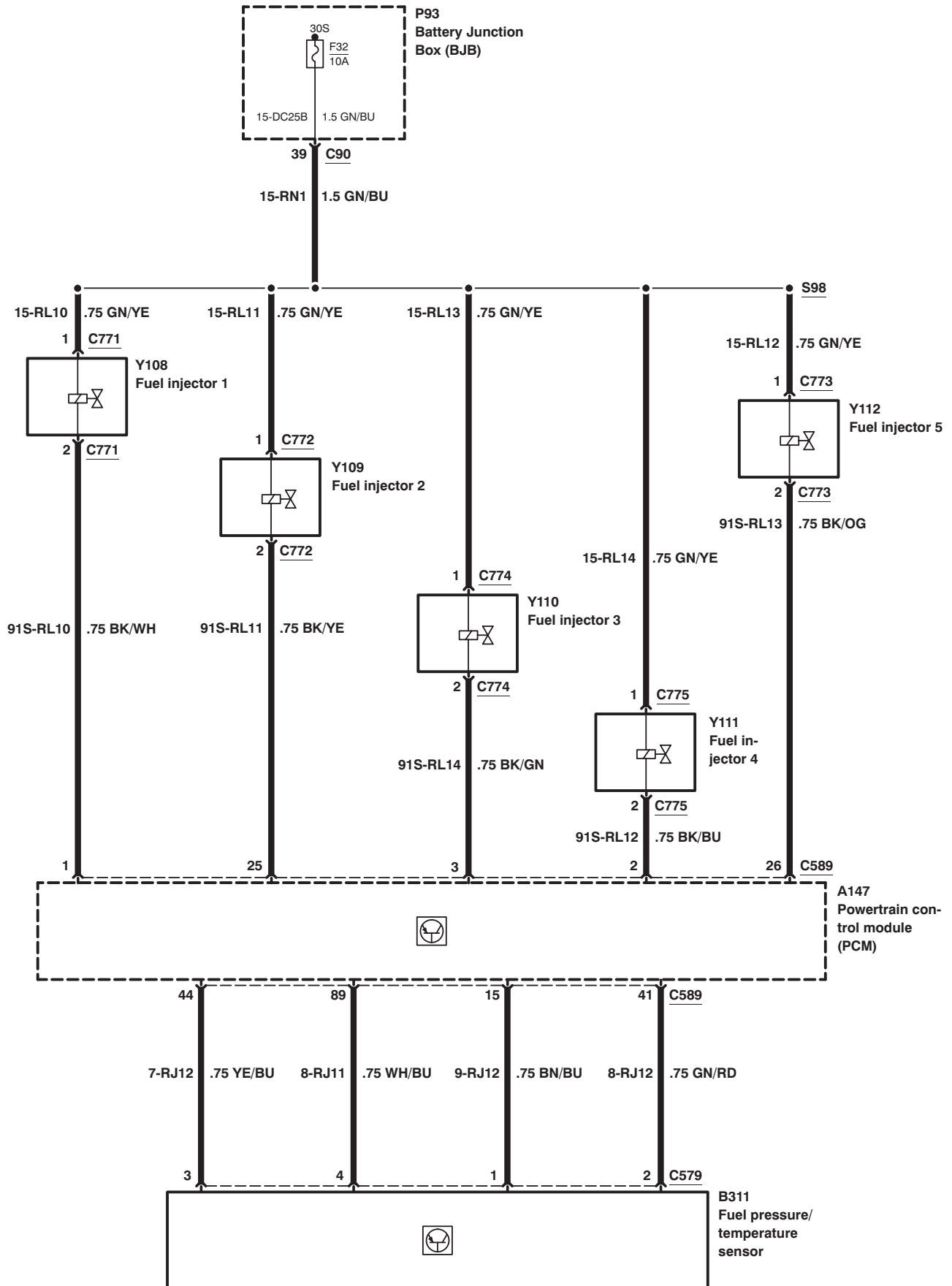
Fuel Charging and Controls – 1.8L Duratorq–TDCi (Kent) Diesel



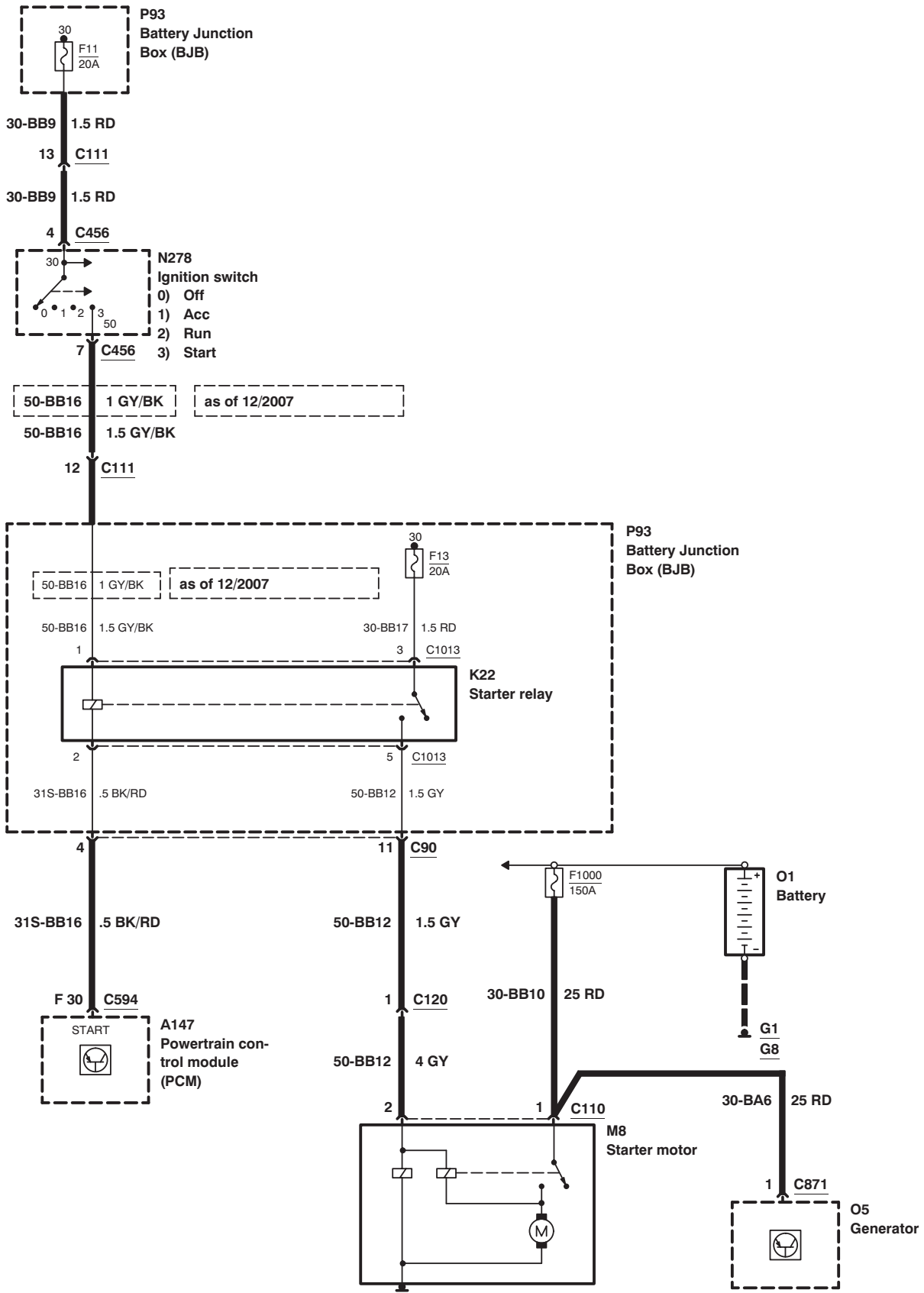
Fuel Charging and Controls – 1.8L Duratorq–TDCi (Kent) Diesel



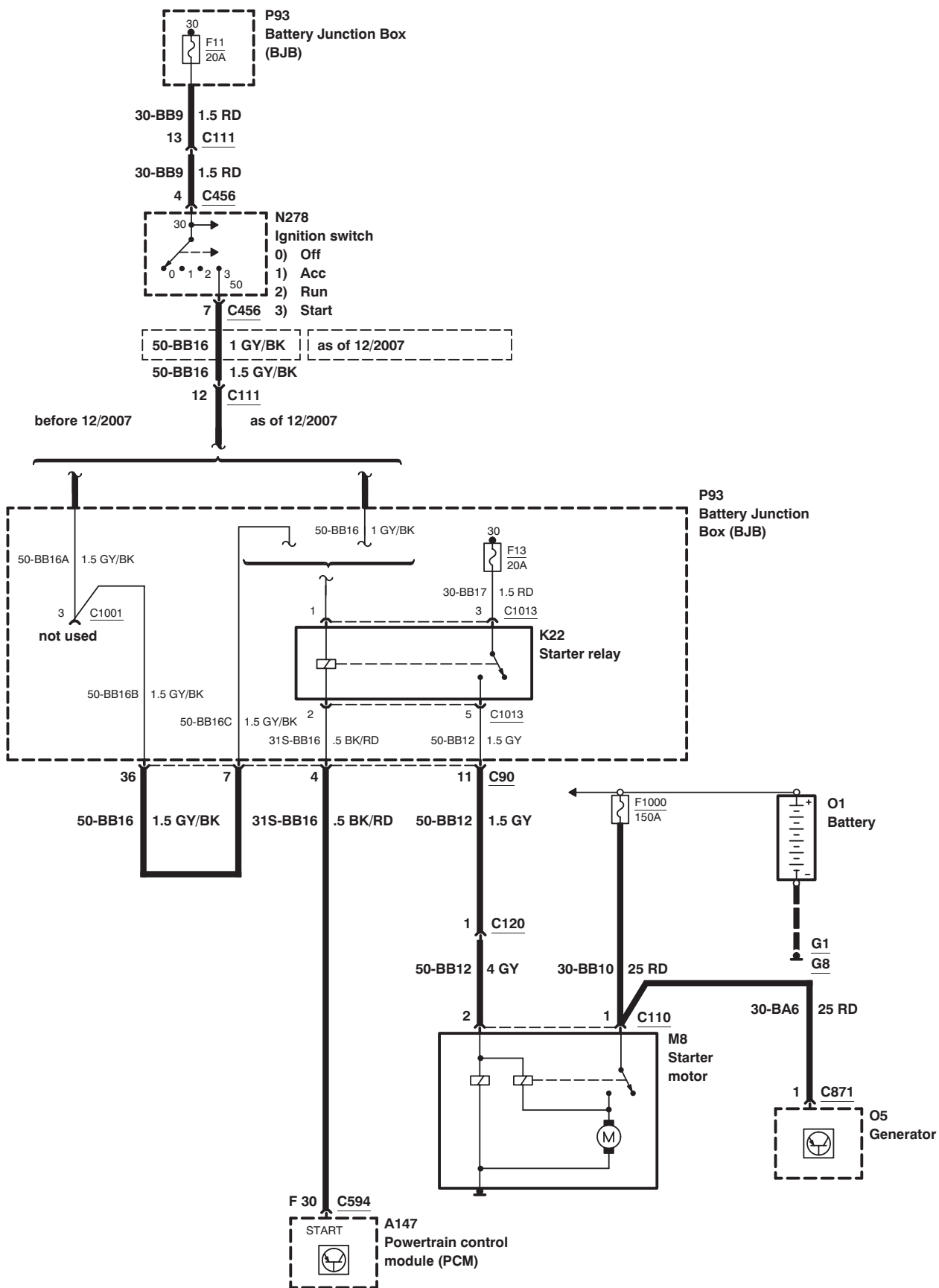
Fuel Charging and Controls – 2.5L Duratec (V15)



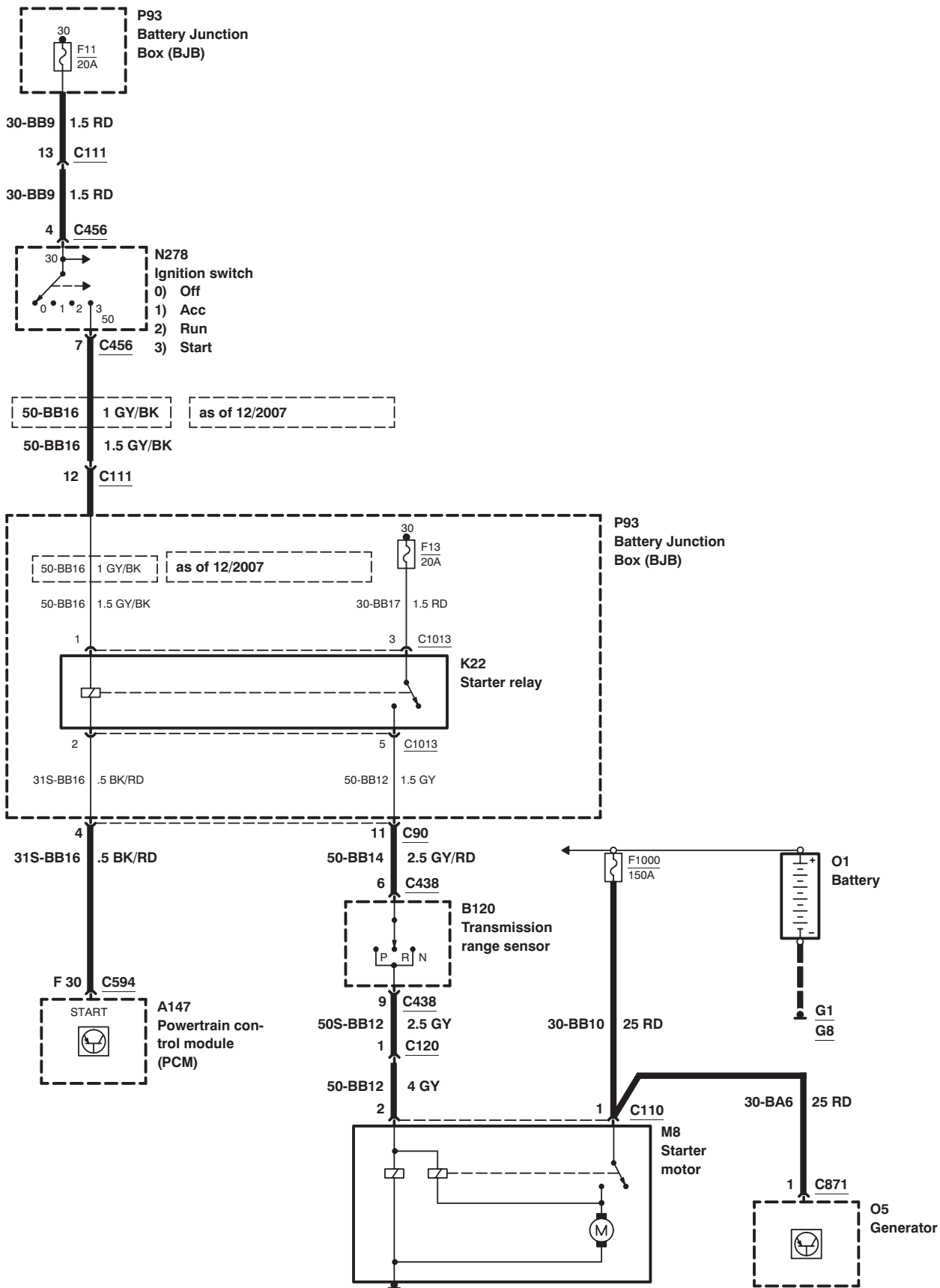
Starting System – 1.4/1.6L Duratec–16V (Sigma), manual transmission, lower option content, without keyless start



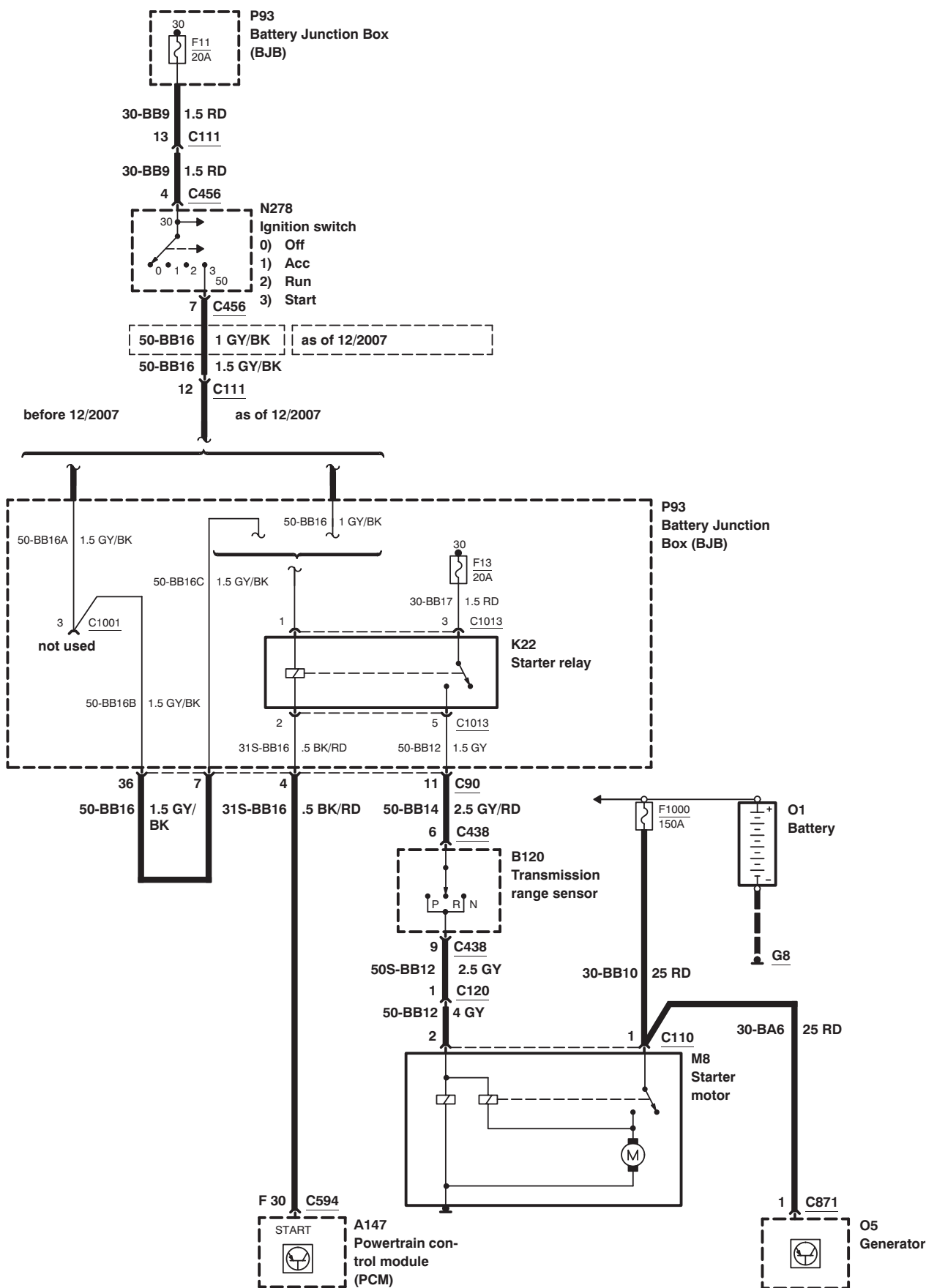
Starting System – 1.4/1.6L Duratec–16V (Sigma), manual transmission, higher option content, without keyless start



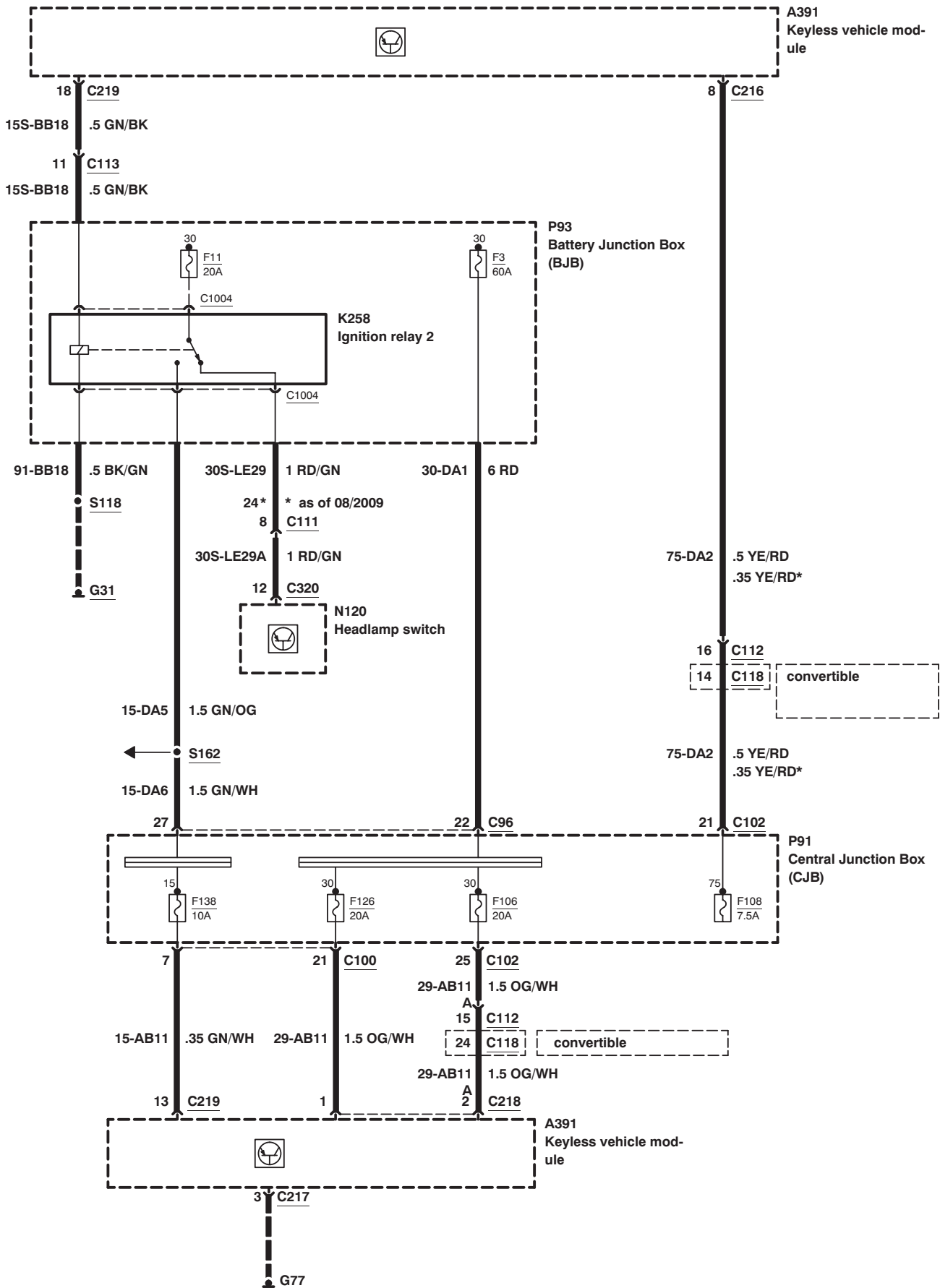
Starting System – 1.6L Duratec–16V (Sigma), automatic transmission, lower option content, without keyless start



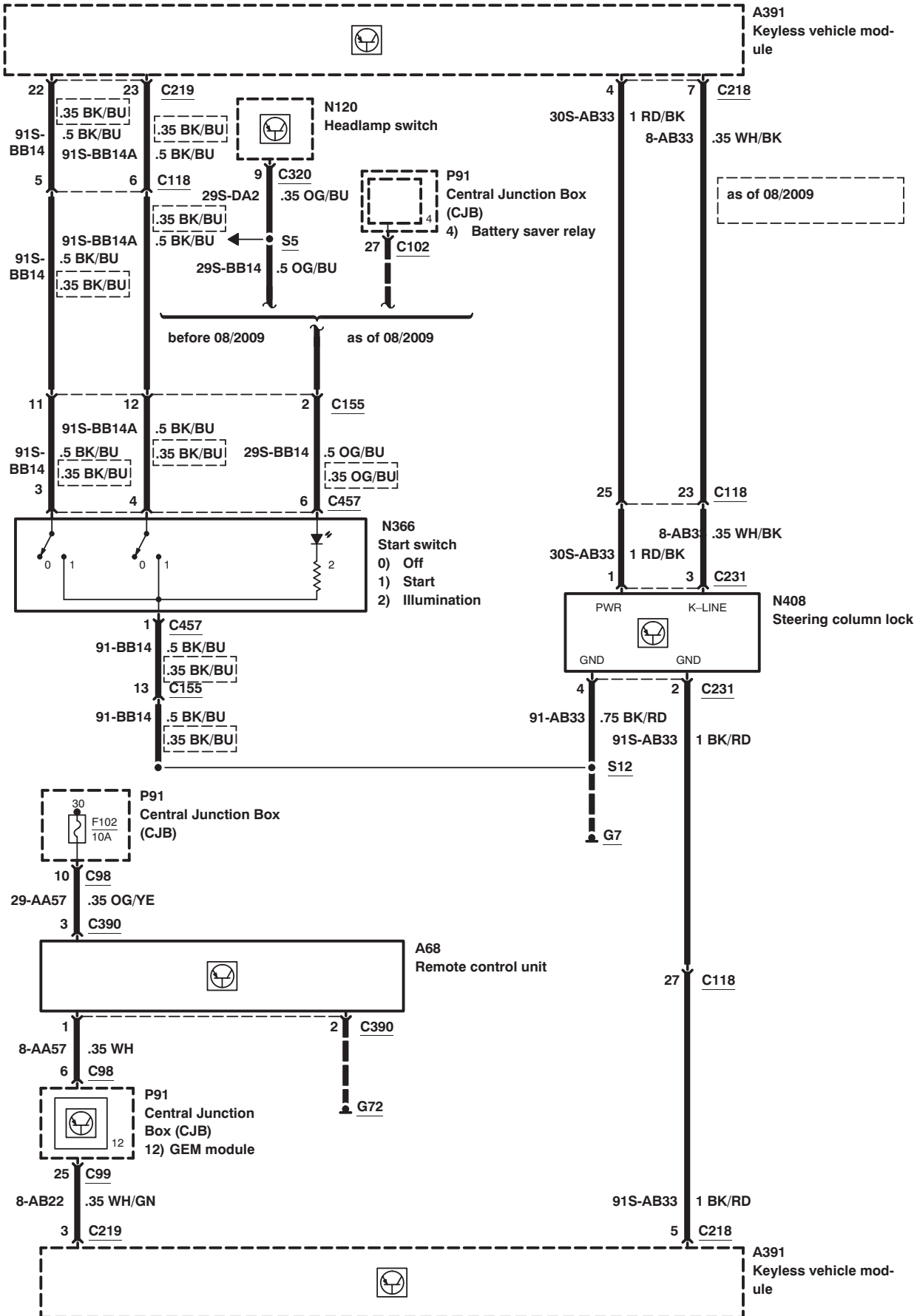
Starting System – 1.6L Duratec–16V (Sigma), automatic transmission, higher option content, without keyless start



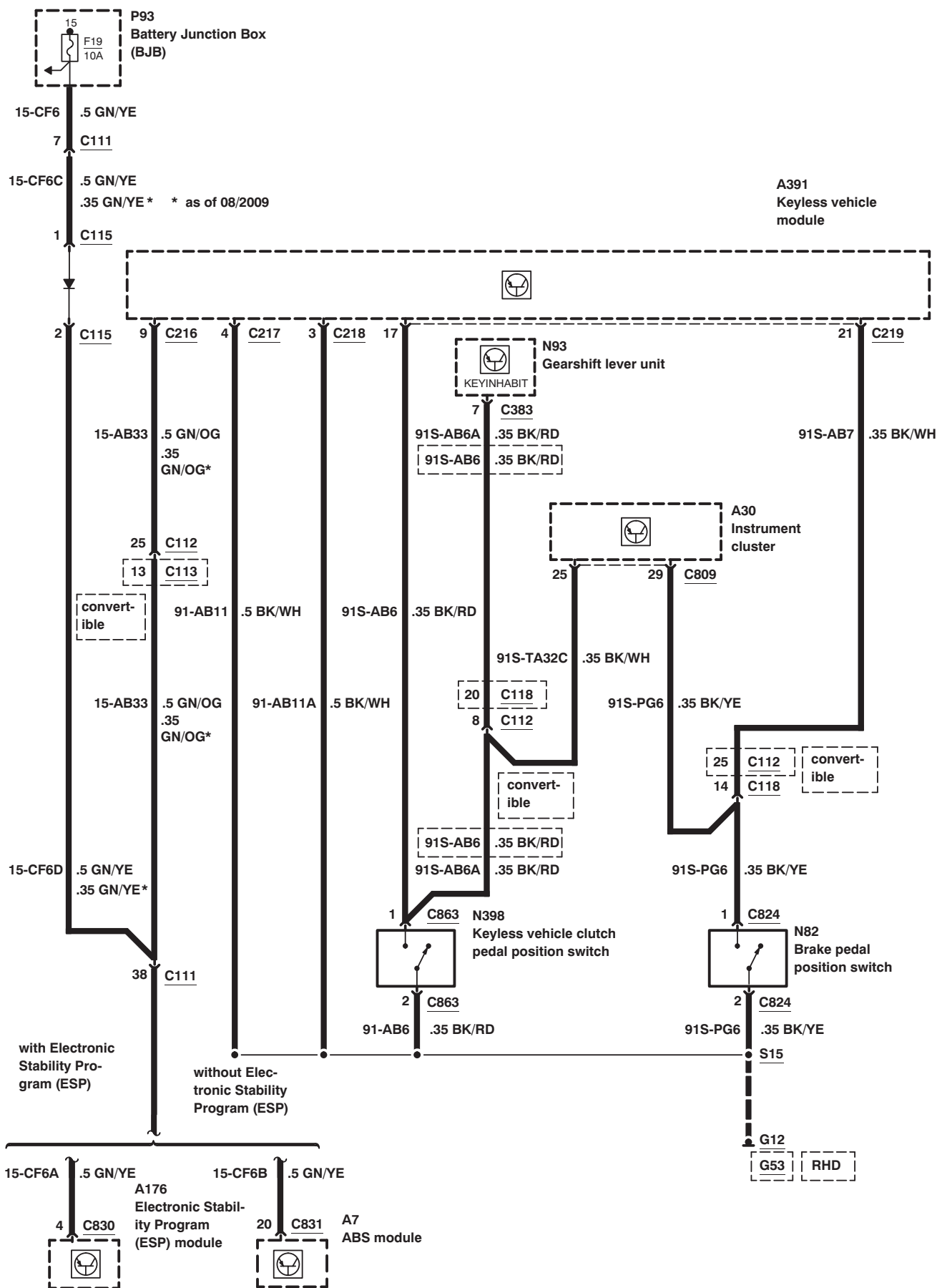
Starting System – 1.4/1.6L Duratec–16V (Sigma), with keyless start



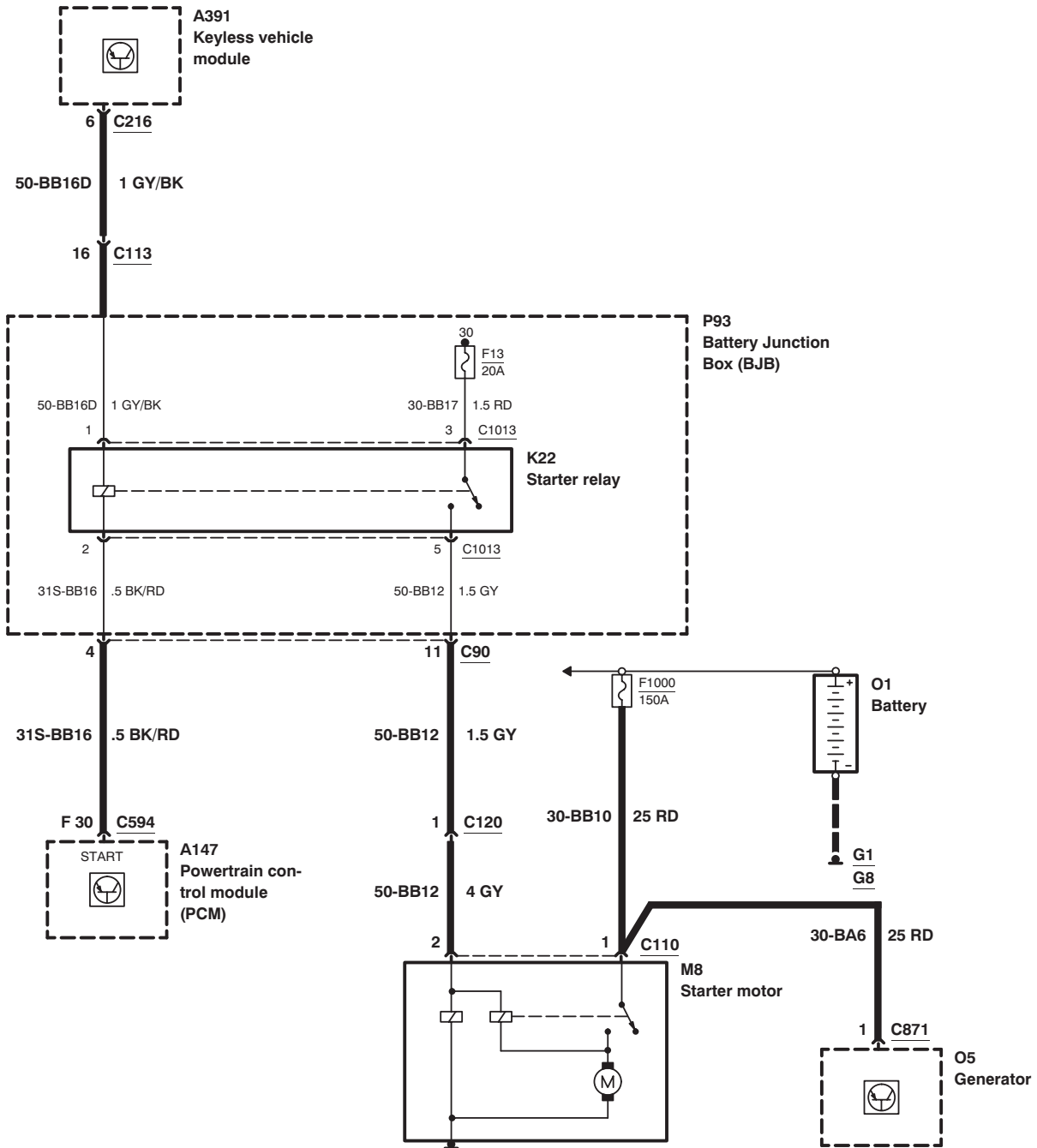
Starting System – 1.4/1.6L Duratec–16V (Sigma), with keyless start



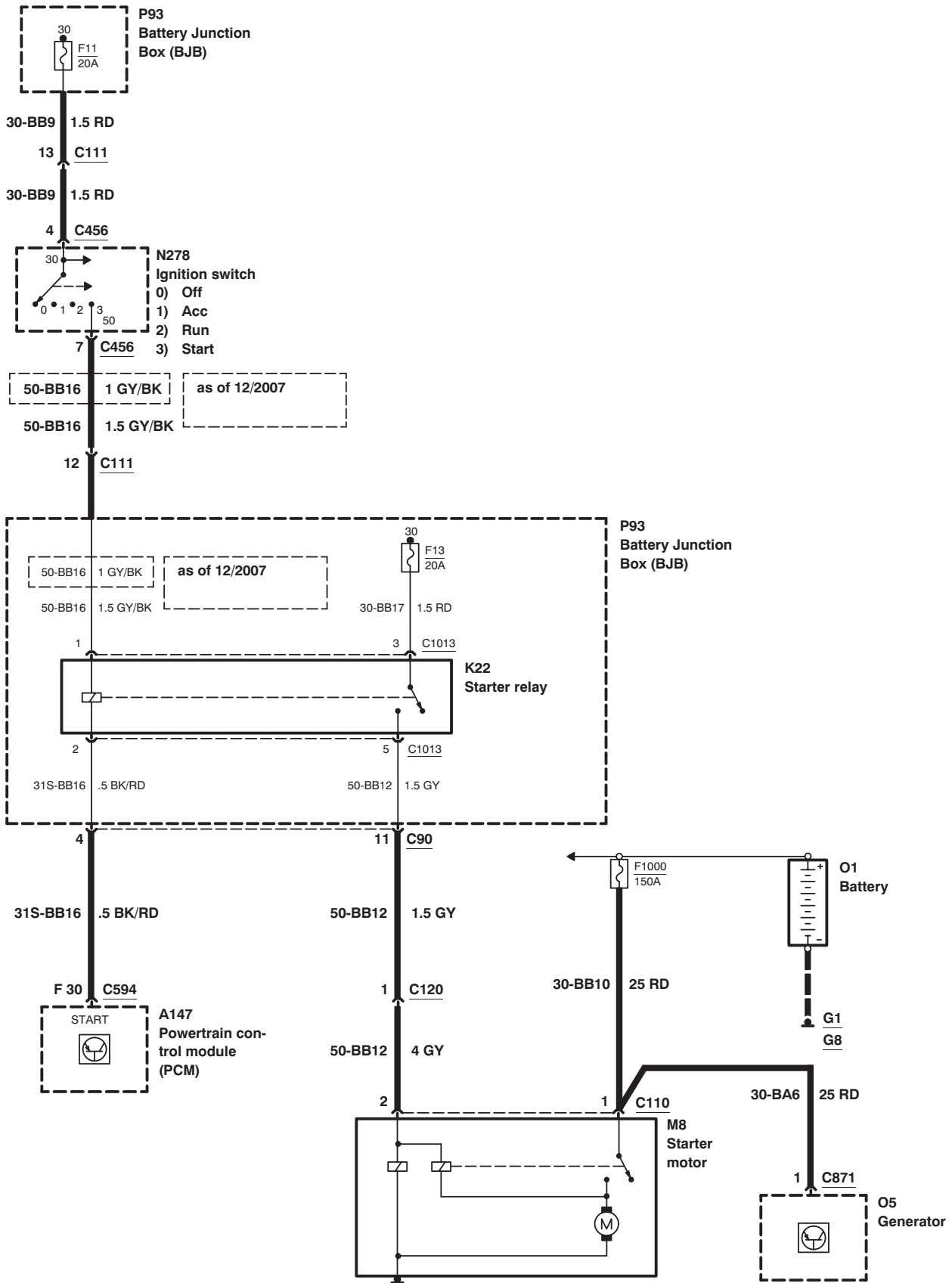
Starting System – 1.4/1.6L Duratec–16V (Sigma), with keyless start



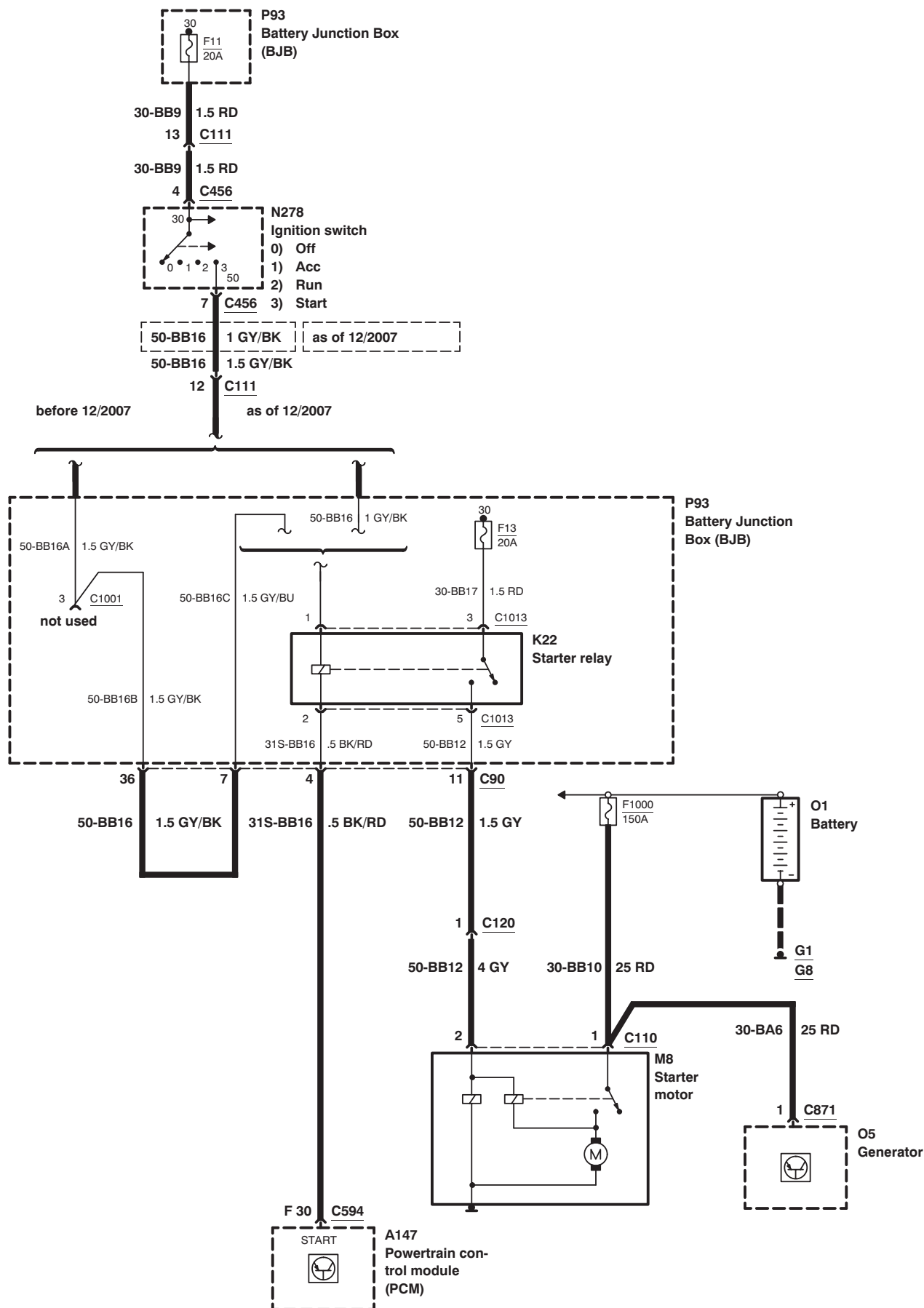
Starting System – 1.4/1.6L Duratec–16V (Sigma), manual transmission, with keyless start



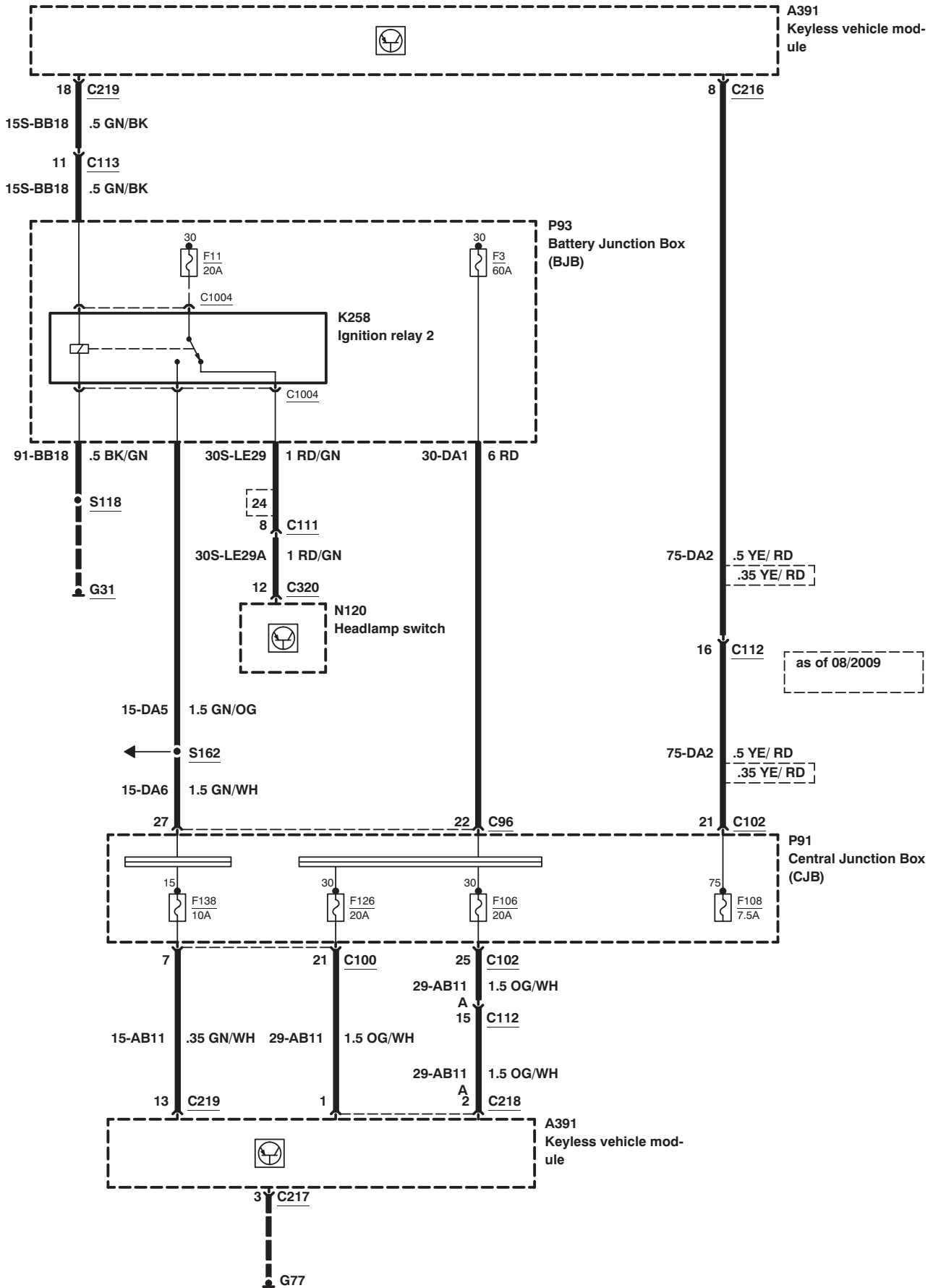
Starting System – 1.6L Duratec–16V Ti–VCT (Sigma), lower option content, without keyless start



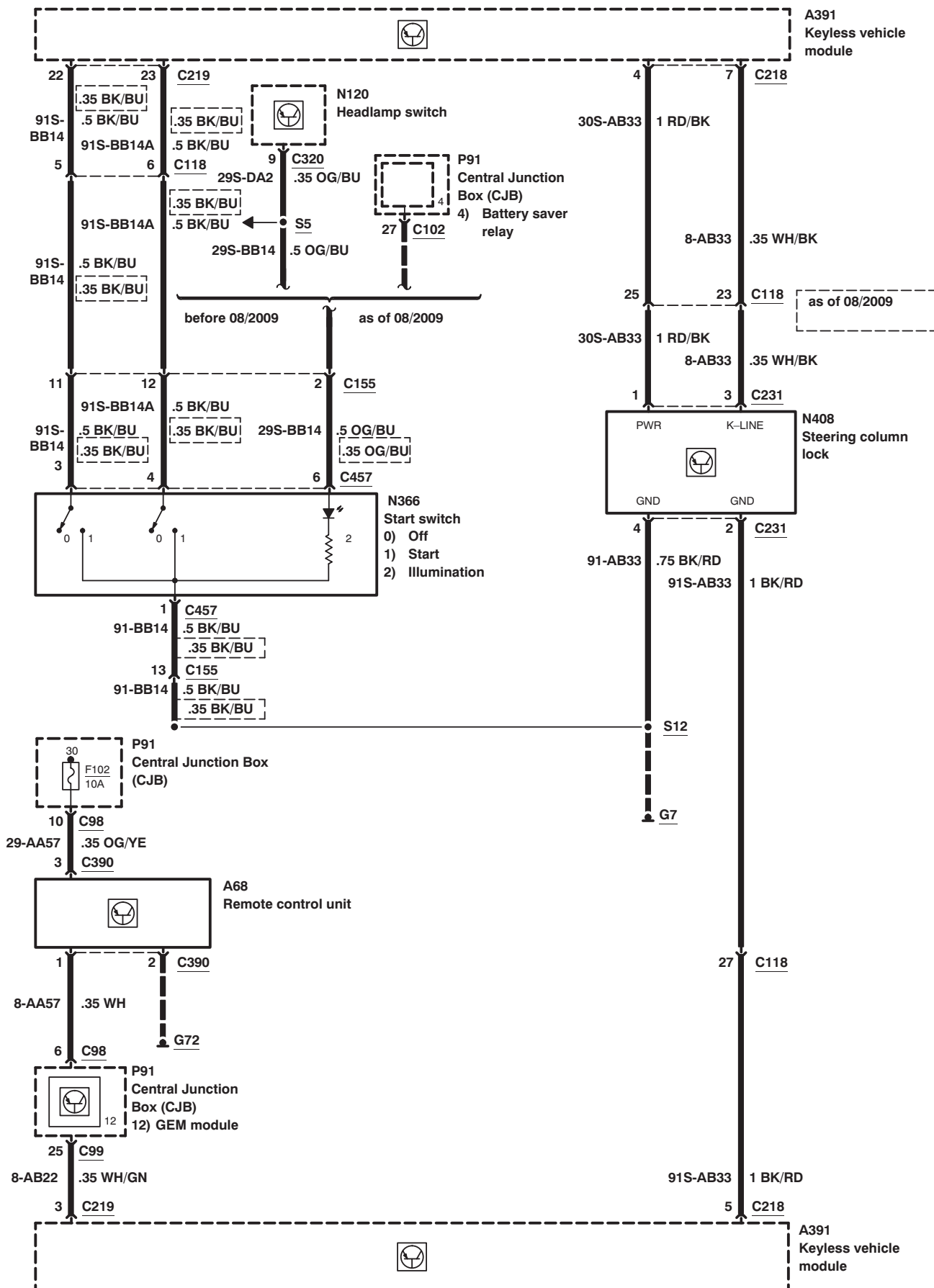
Starting System – 1.6L Duratec–16V Ti–VCT (Sigma), higher option content, without keyless start



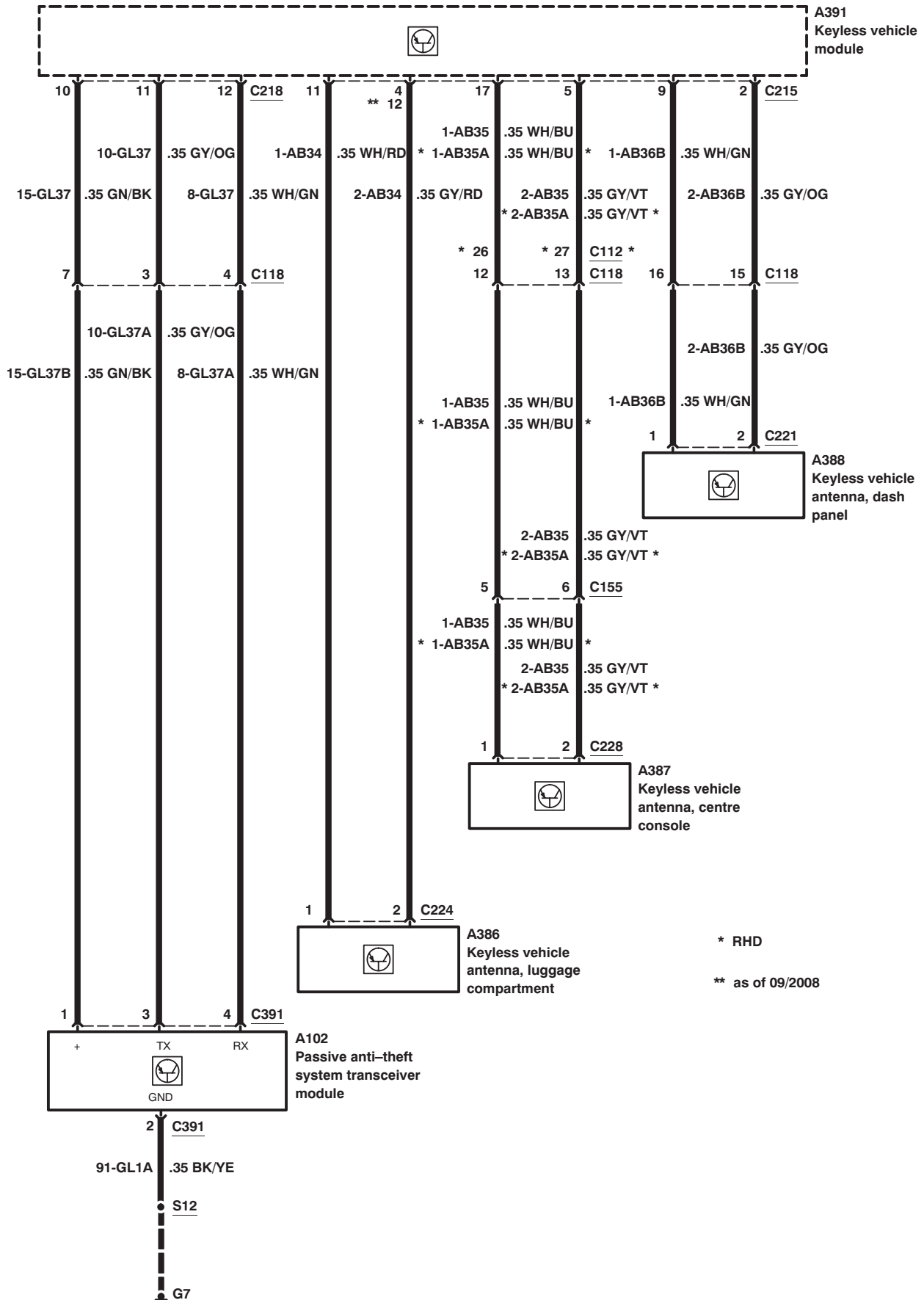
Starting System – 1.6L Duratec–16V Ti–VCT (Sigma), with keyless start



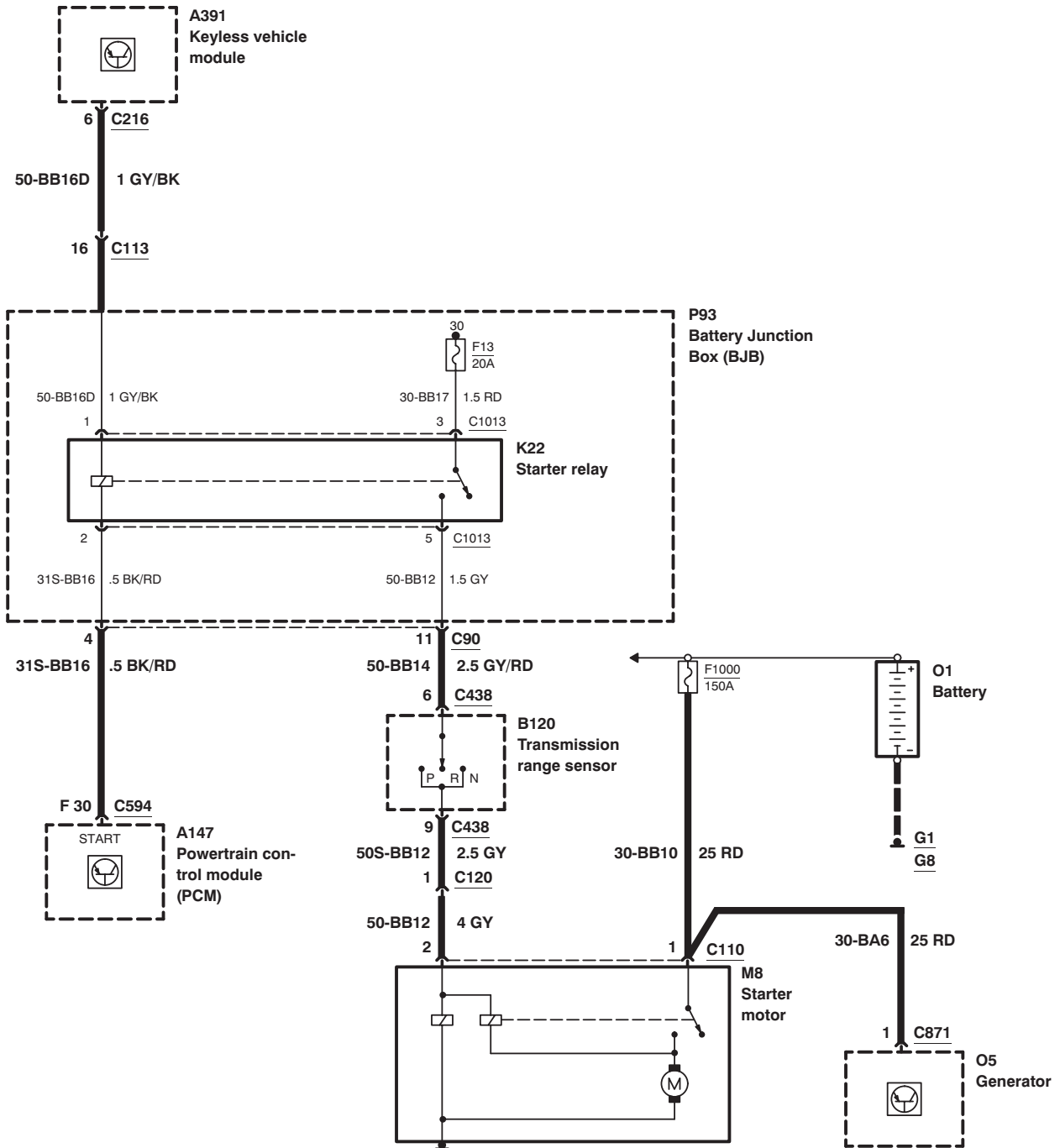
Starting System – 1.6L Duratec–16V Ti–VCT (Sigma), with keyless start



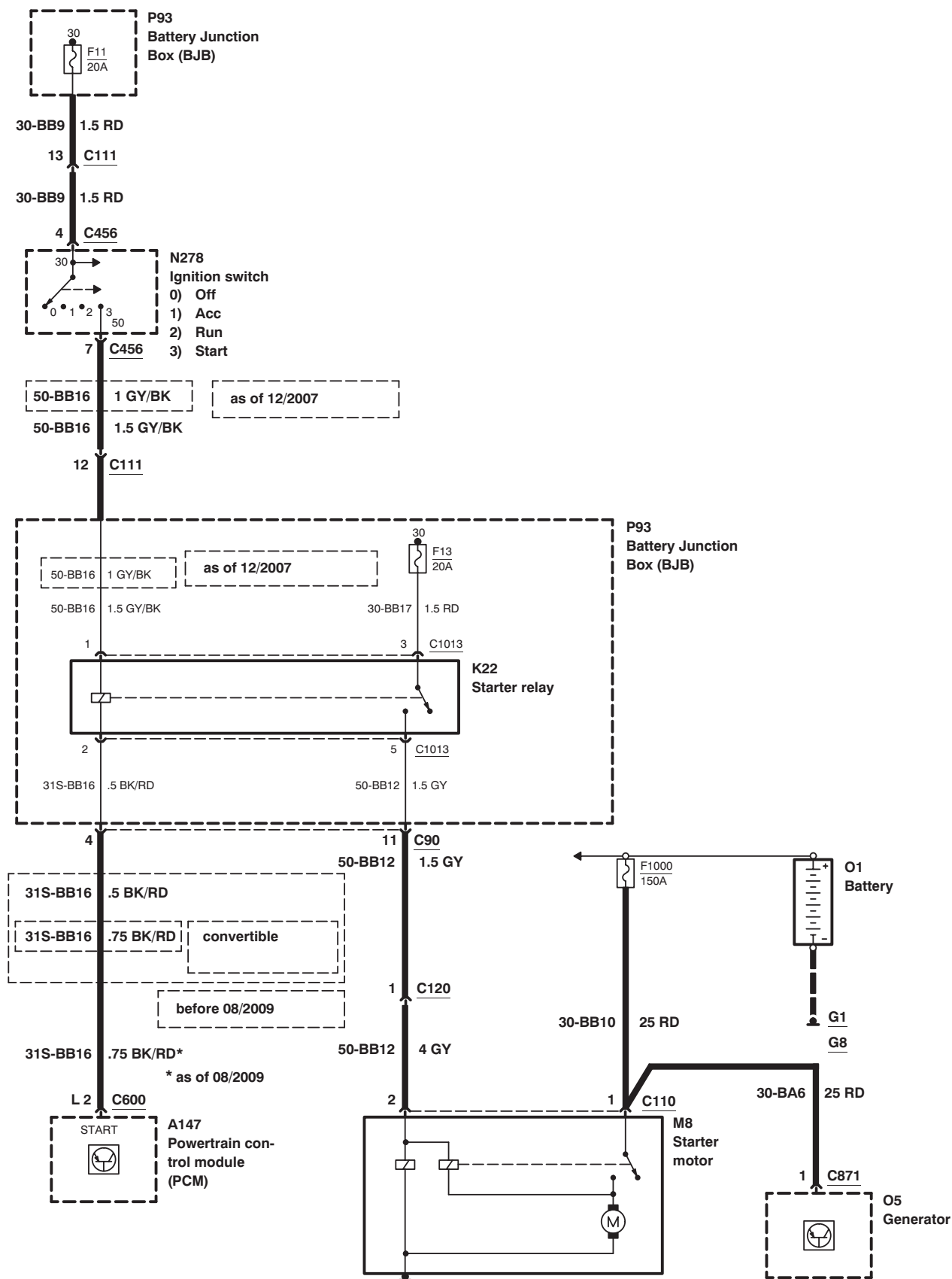
Starting System – 1.6L Duratec–16V Ti–VCT (Sigma), with keyless start



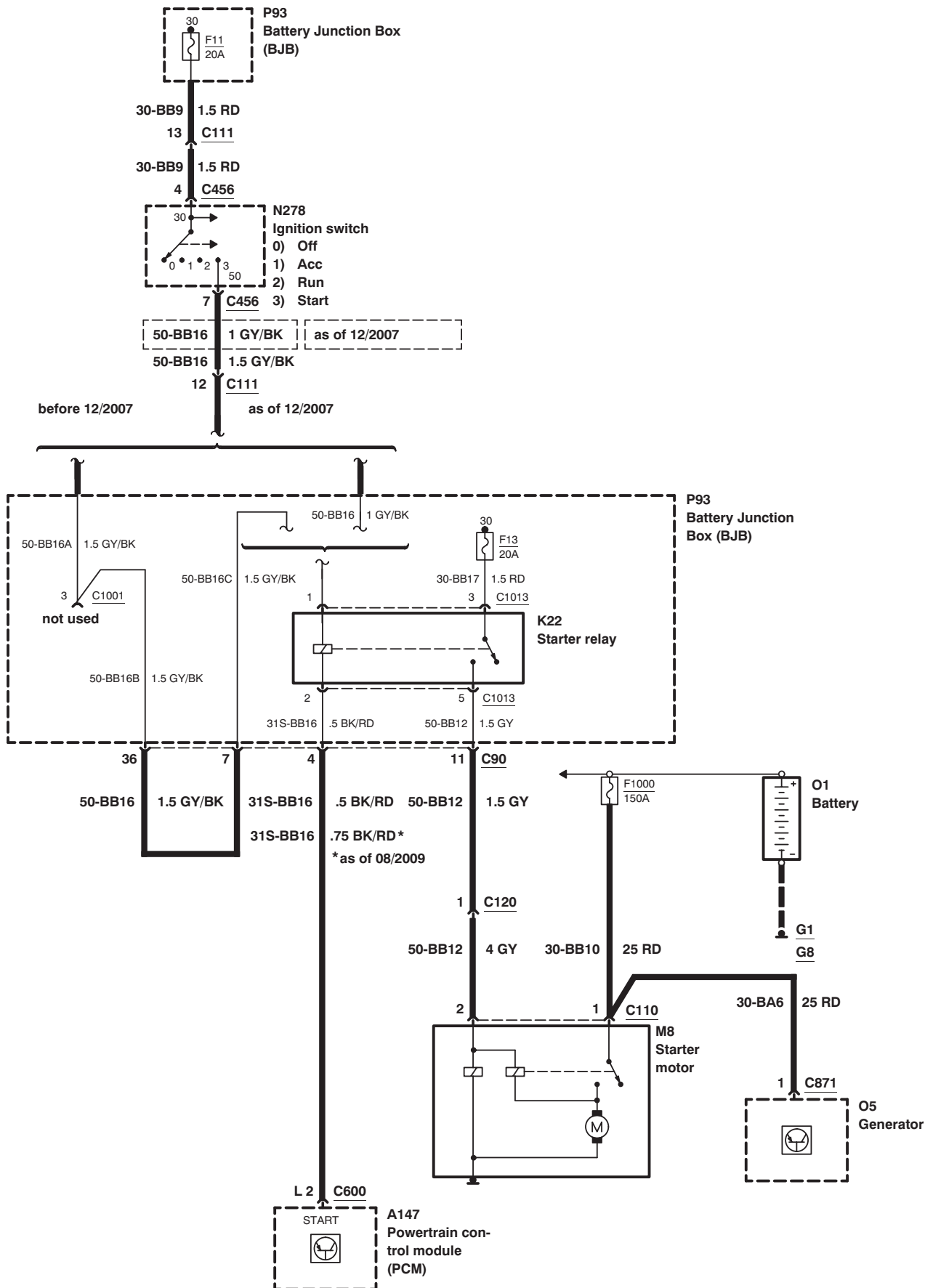
Starting System – 1.6L Duratec–16V (Sigma), automatic transmission, with keyless start



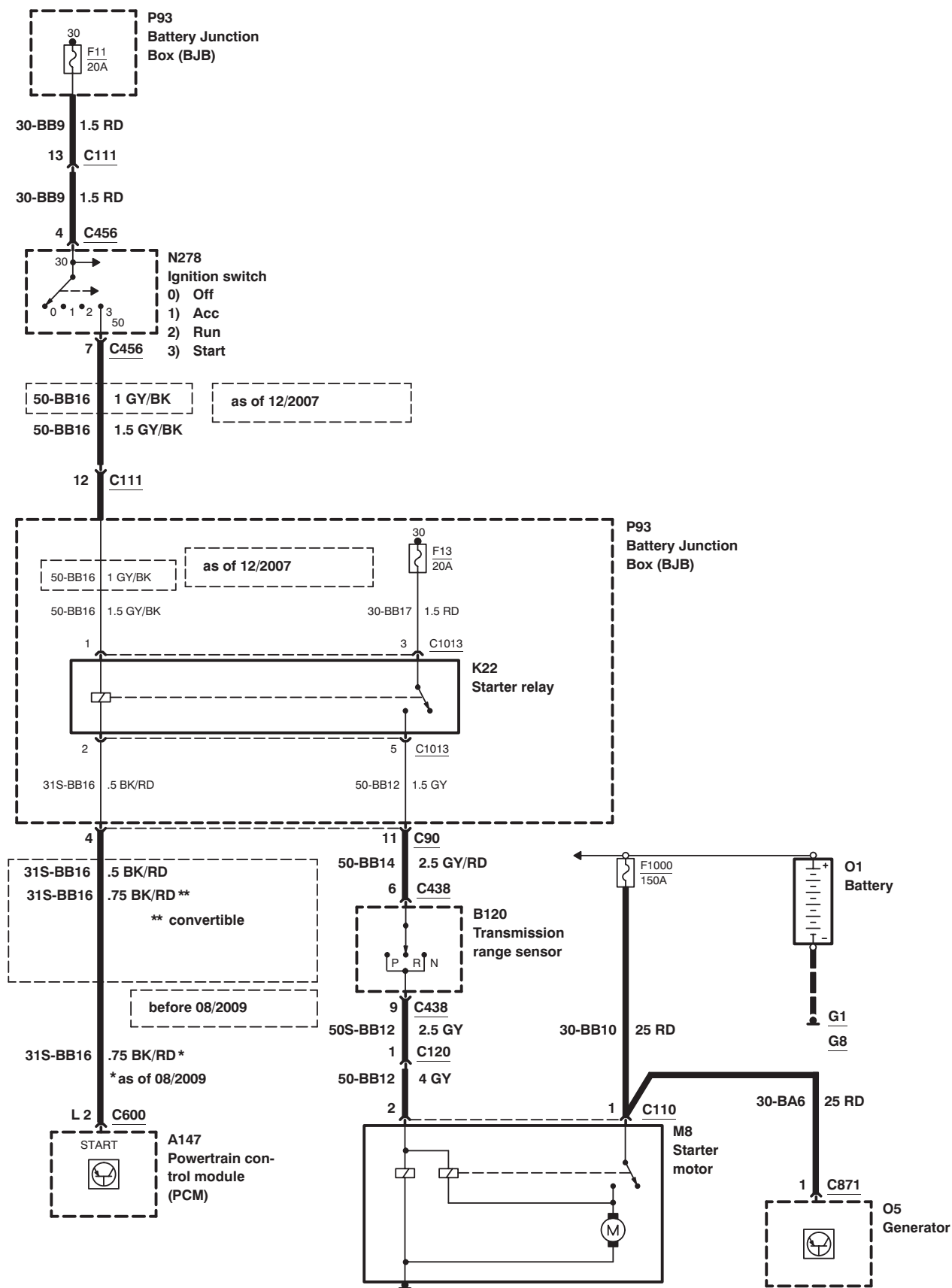
Starting System – 1.8/2.0L Duratec-HE (M14), manual transmission, lower option content, without keyless start



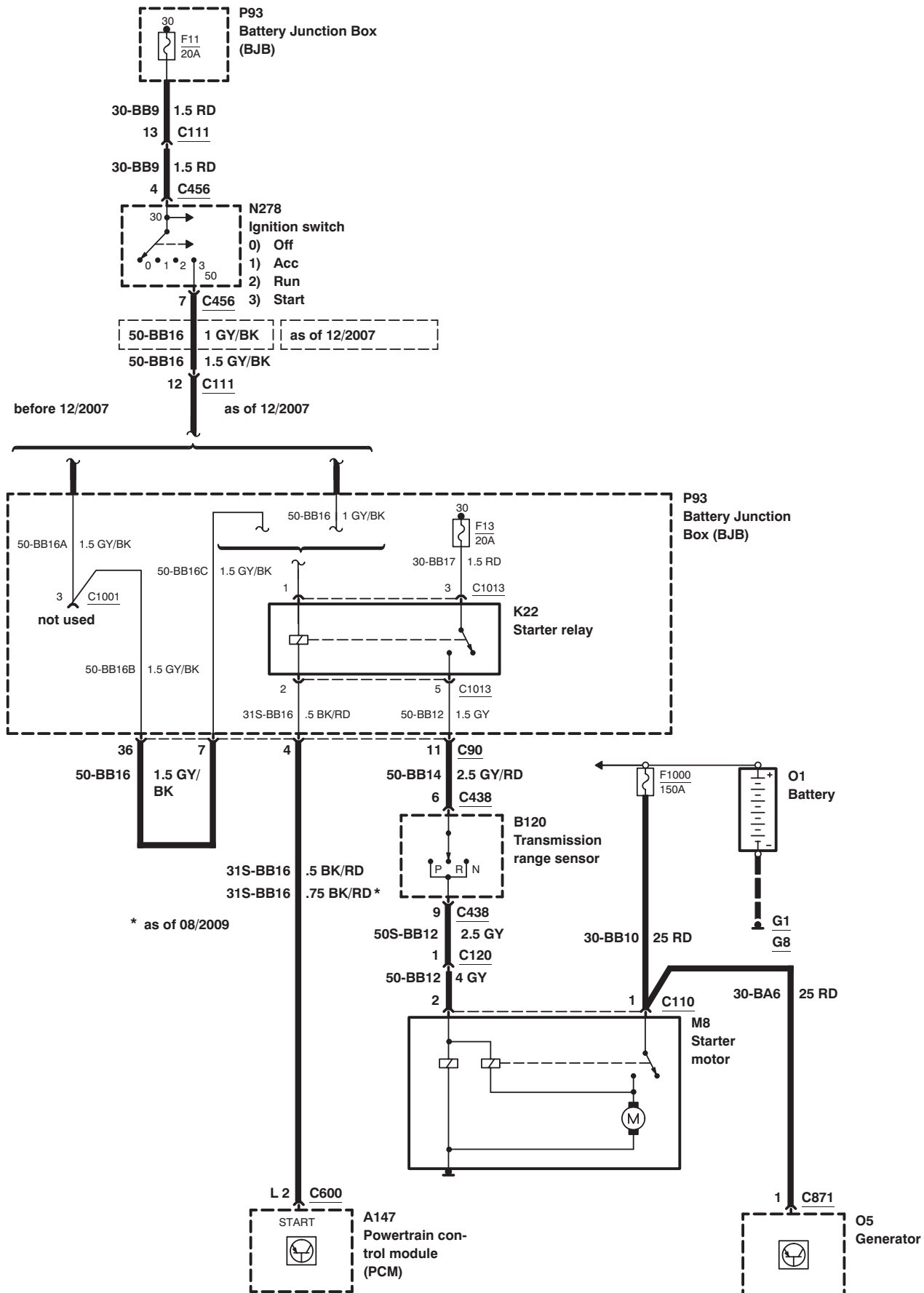
Starting System – 1.8/2.0L Duratec-HE (M14), manual transmission, higher option content, without keyless start



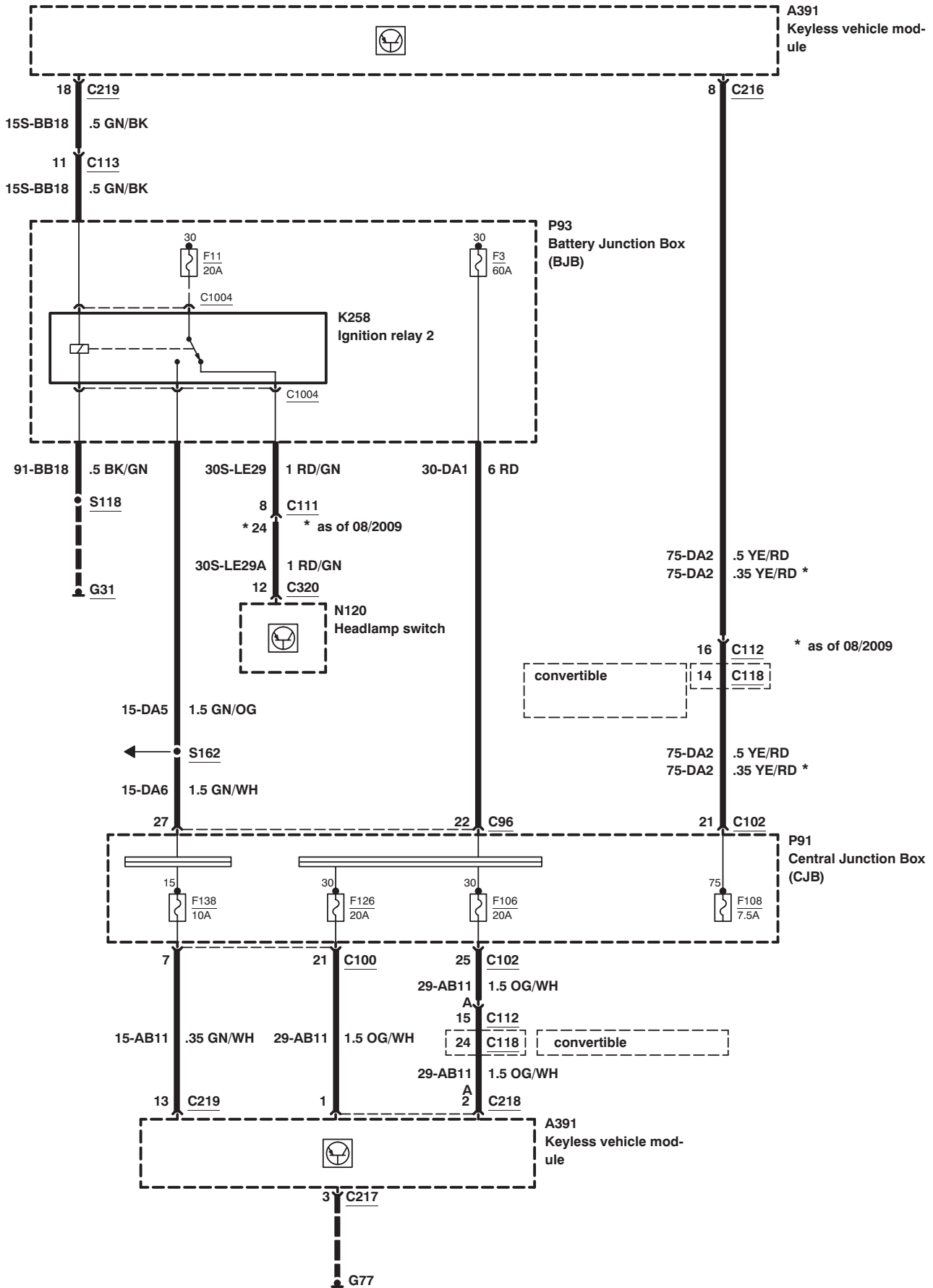
Starting System – 1.8/2.0L Duratec-HE (M14), automatic transmission, lower option content, without keyless start



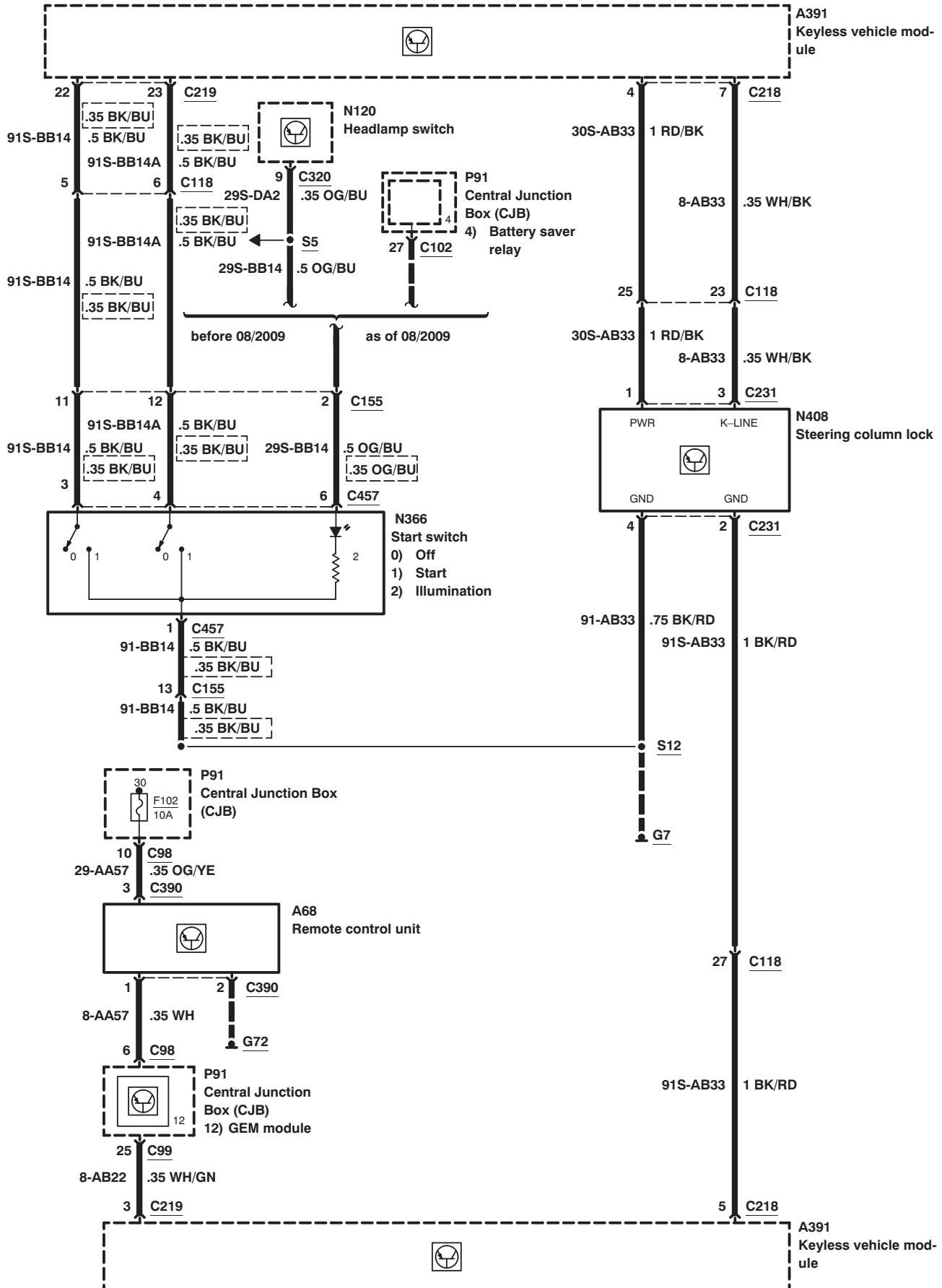
Starting System – 1.8/2.0L Duratec-HE (M14), automatic transmission, higher option content, without keyless start



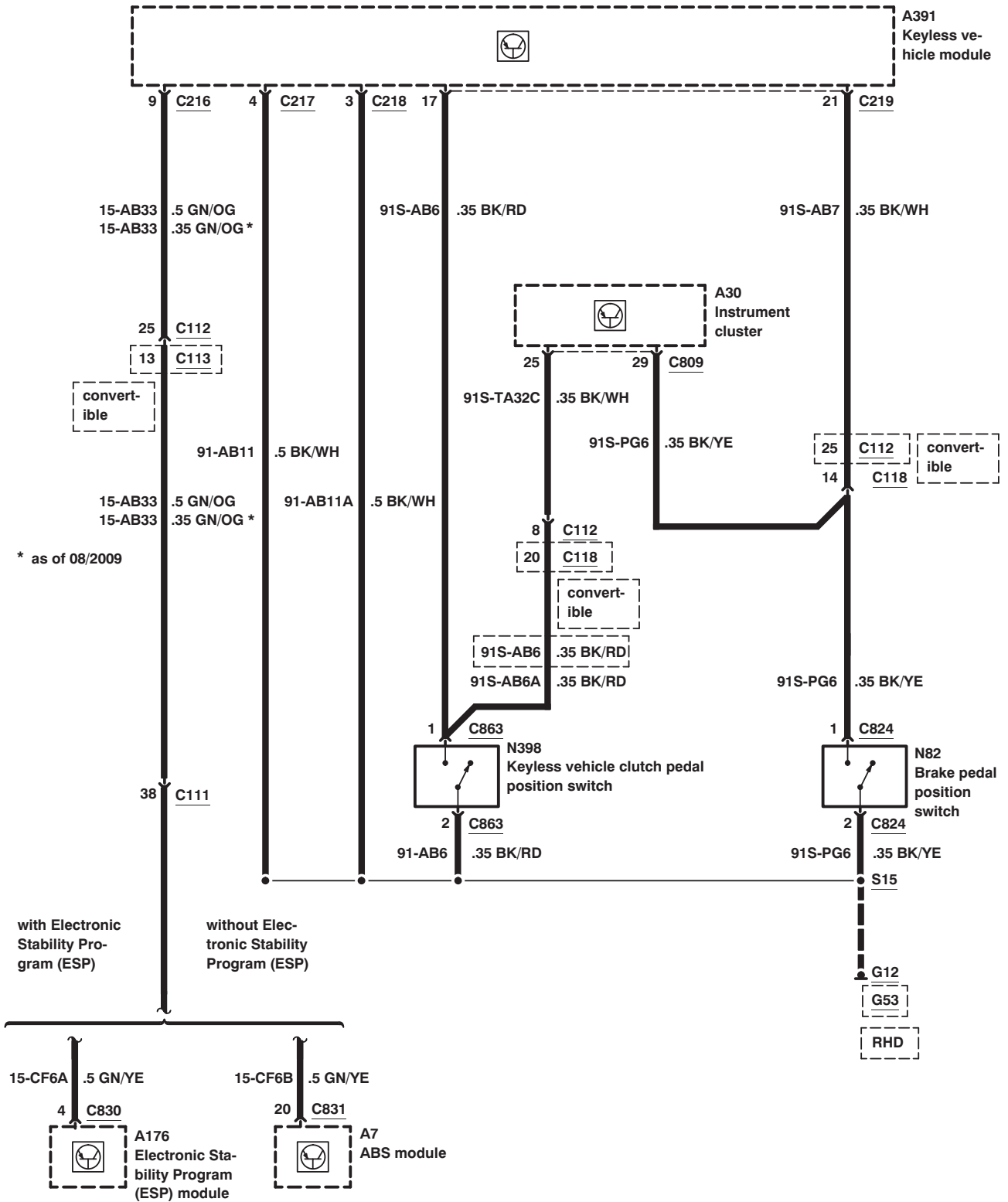
Starting System – 1.8/2.0L Duratec–HE (M14), with keyless start



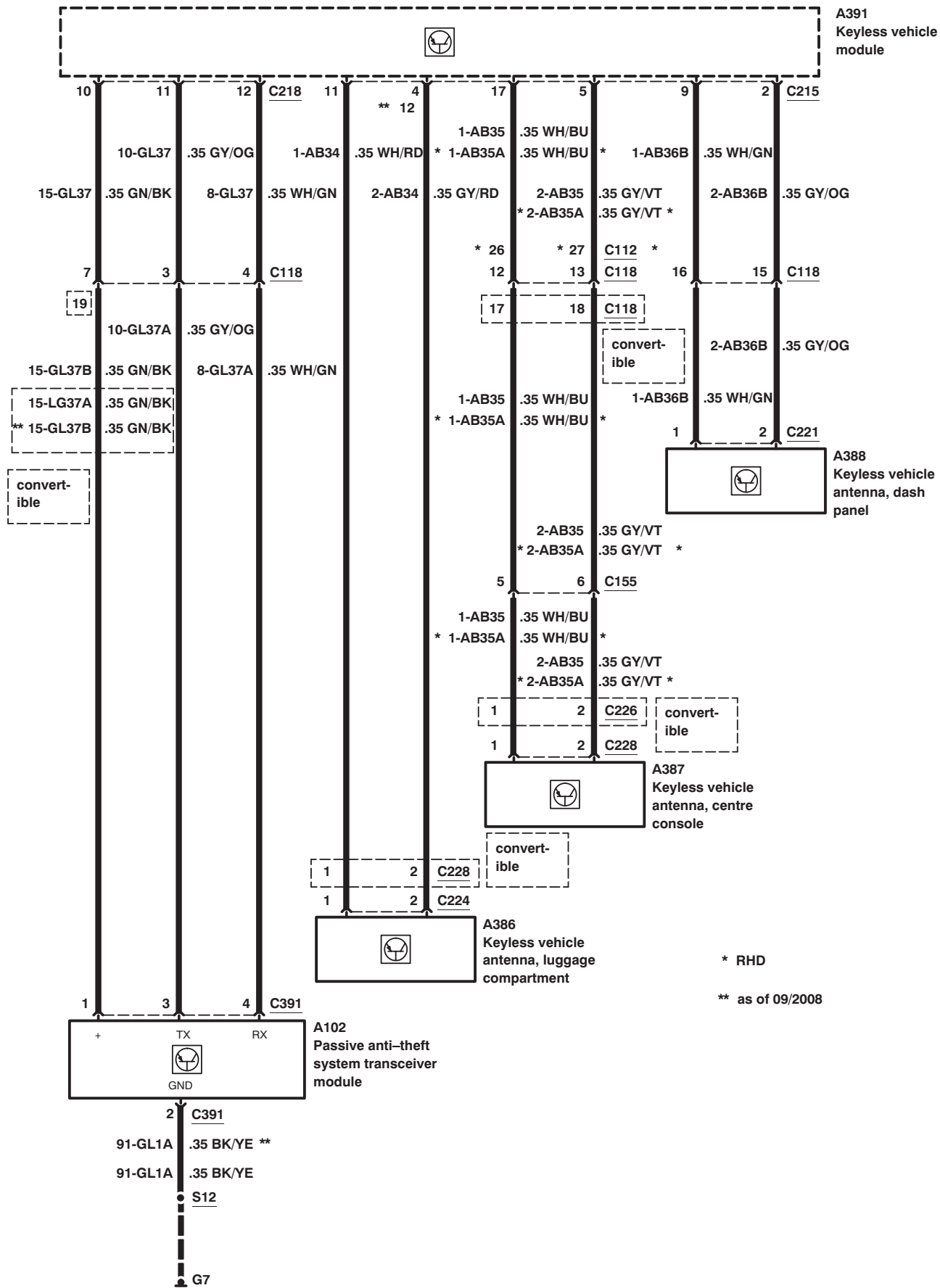
Starting System – 1.8/2.0L Duratec–HE (M14), with keyless start



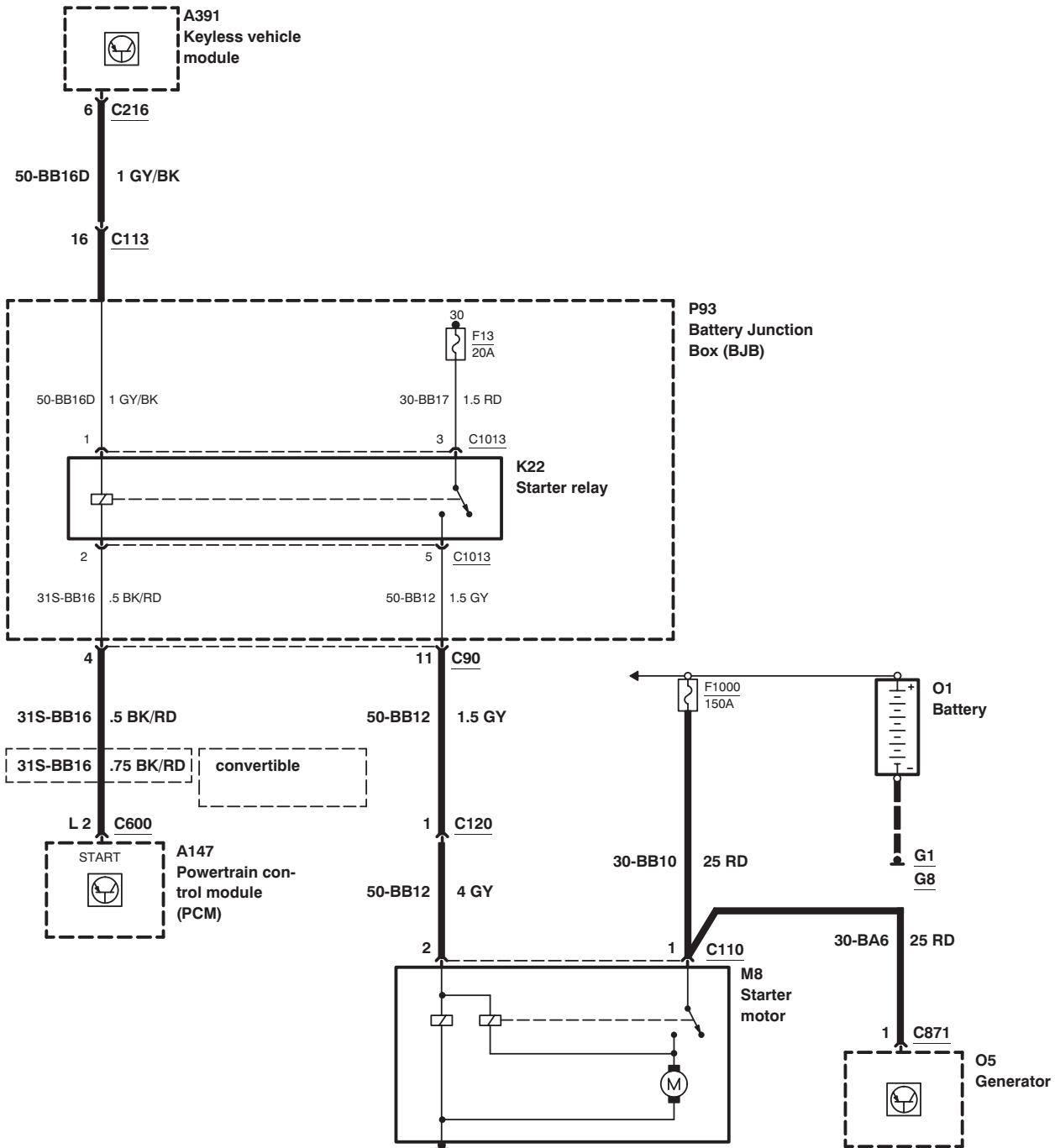
Starting System – 1.8/2.0L Duratec–HE (M14), with keyless start



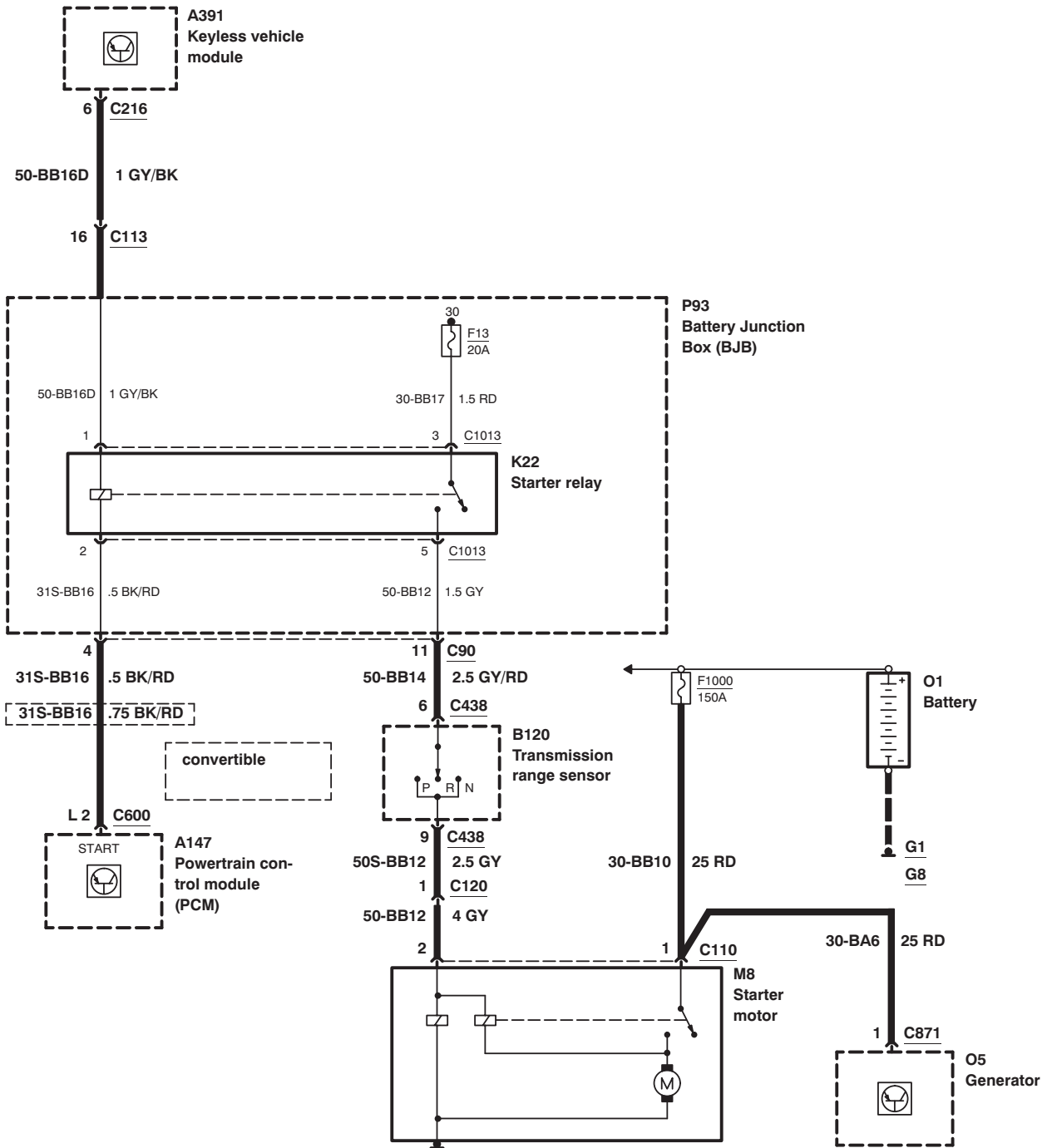
Starting System – 1.8/2.0L Duratec–HE (M14), with keyless start



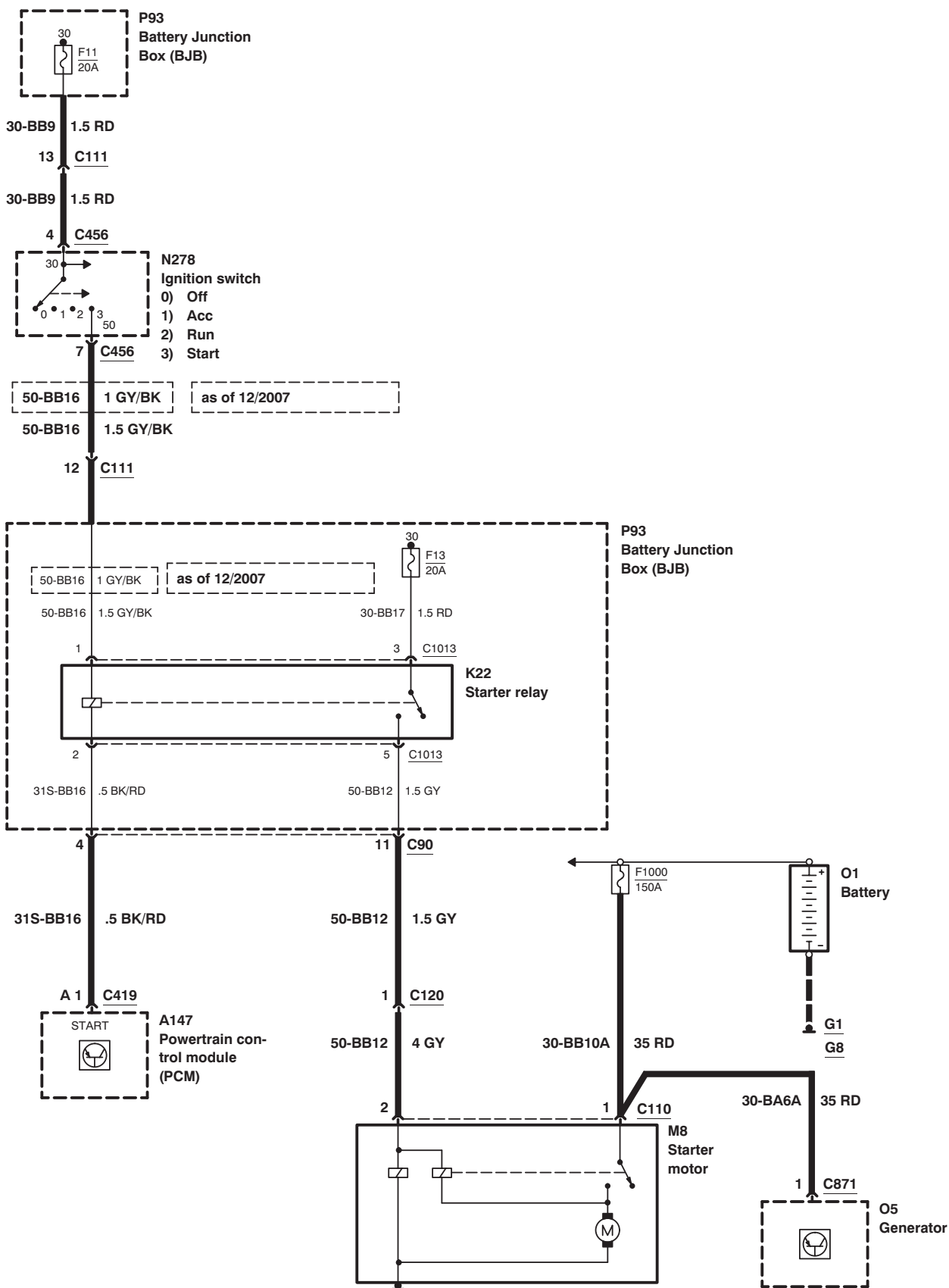
Starting System – 1.8/2.0L Duratec-HE (M14), manual transmission, with keyless start



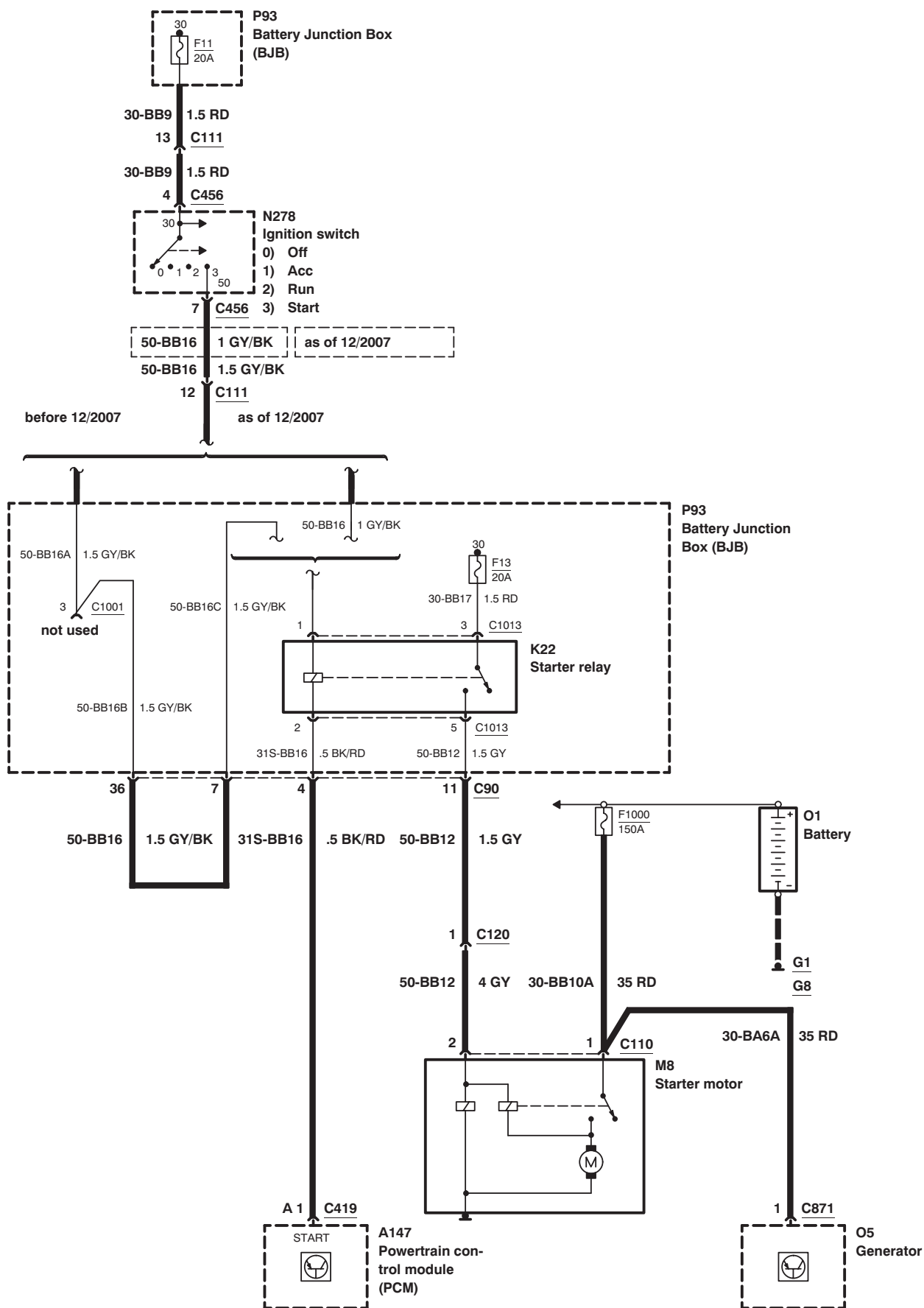
Starting System – 1.8/2.0L Duratec-HE (MI4), automatic transmission, with keyless start



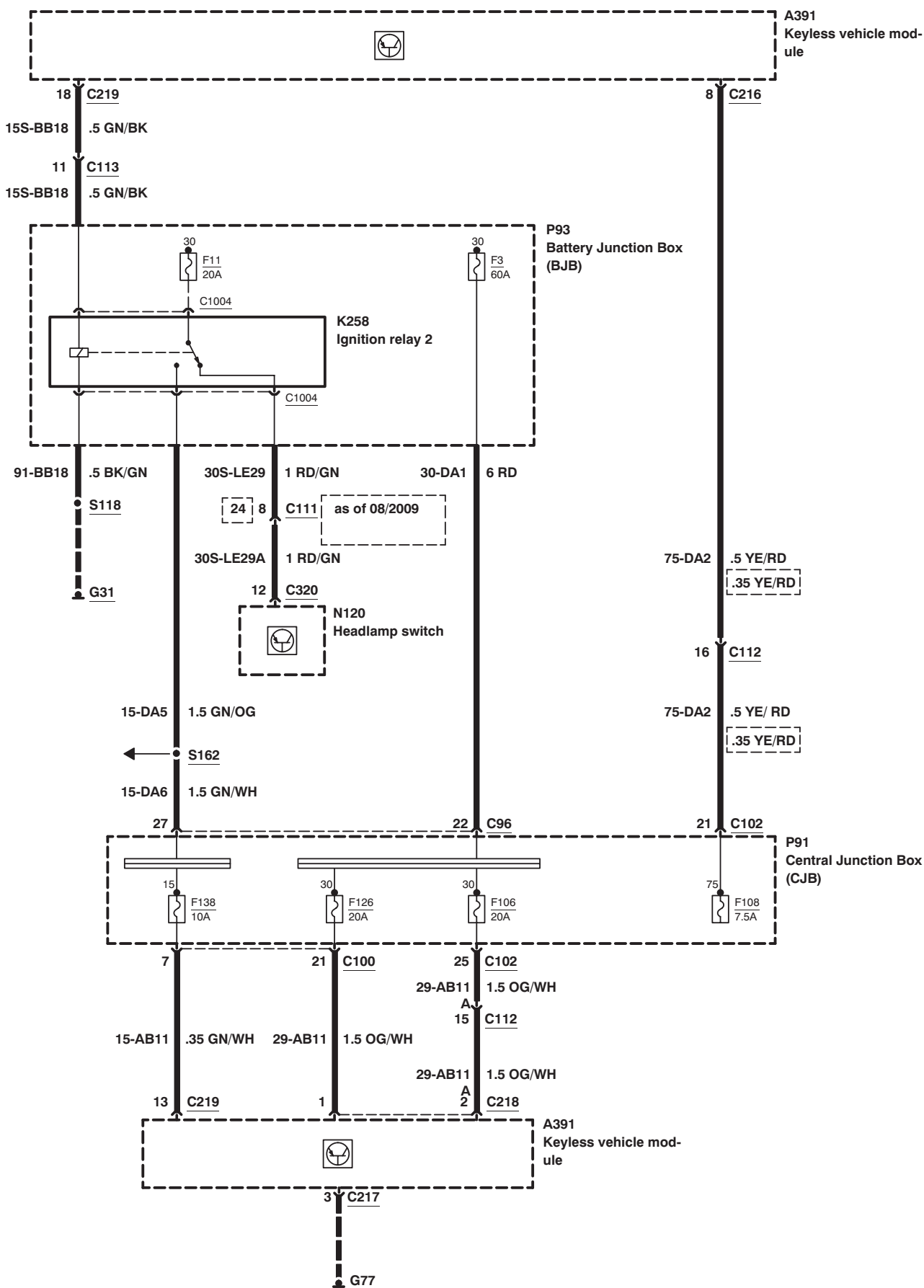
Starting System – 1.6L Duratorq–TDCi (DV) Diesel, lower option content, without keyless start



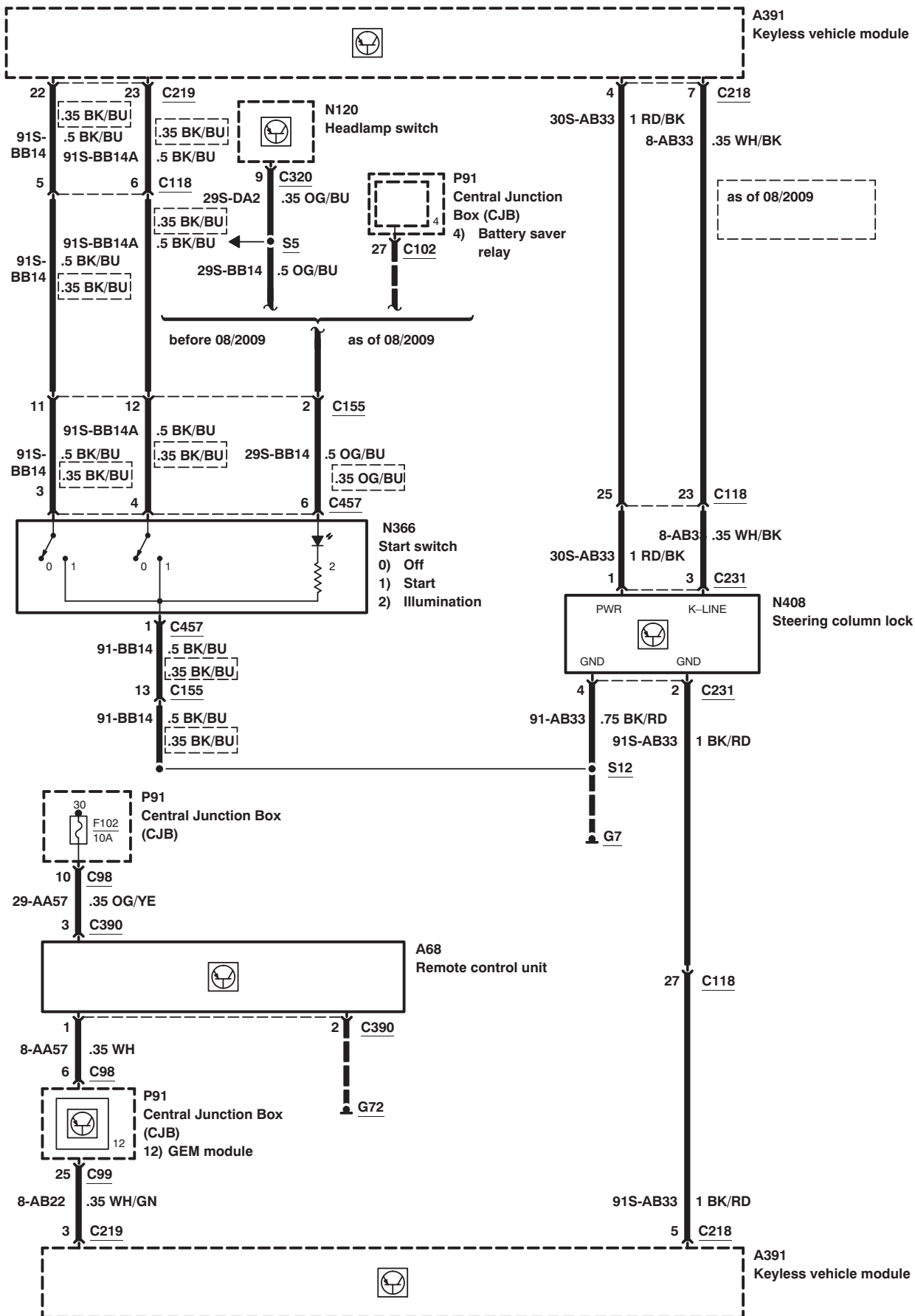
Starting System – 1.6L Duratorq–TDCi (DV) Diesel, higher option content, without keyless start



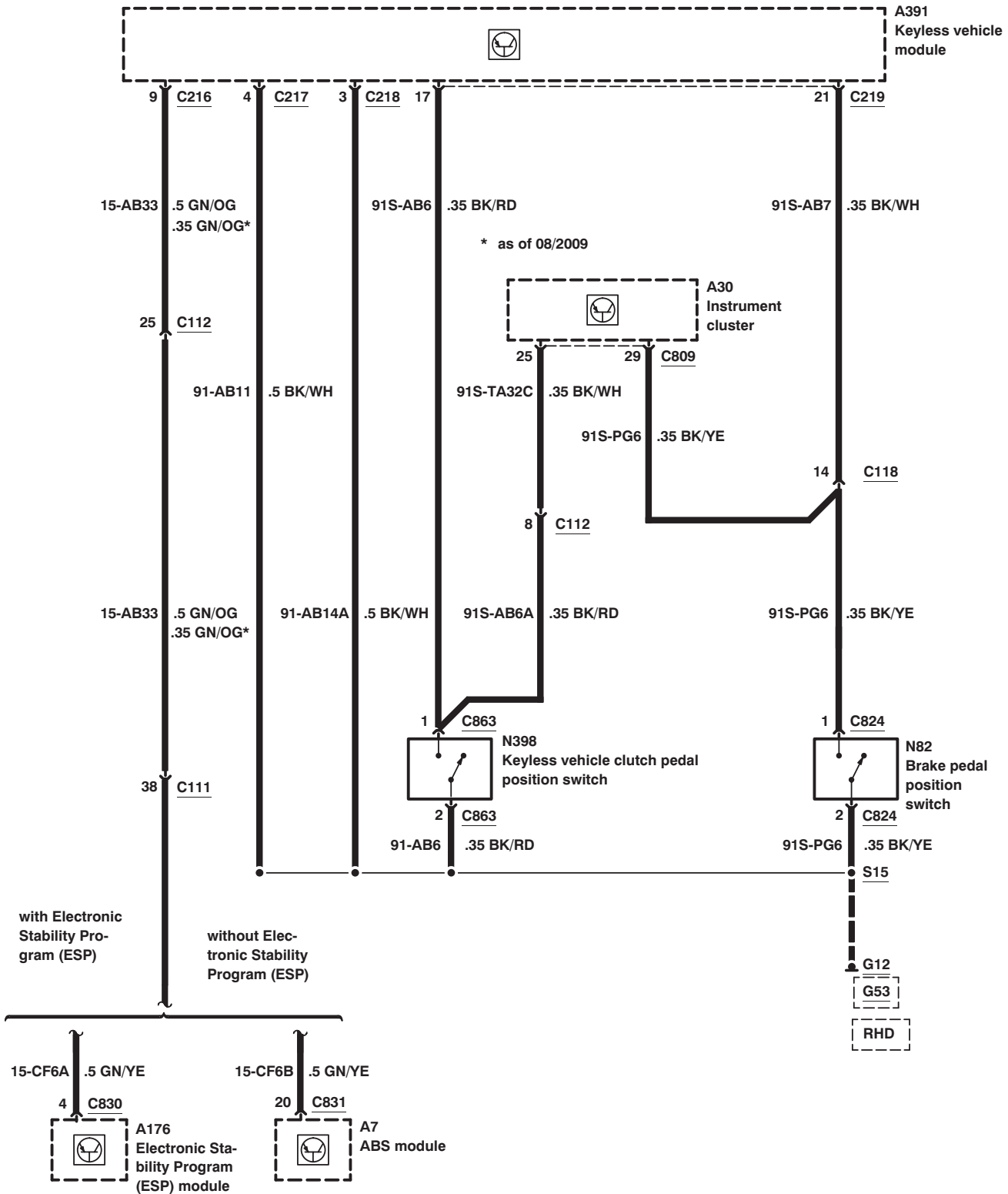
Starting System – 1.6L Duratorq–TDCi (DV) Diesel, with keyless start



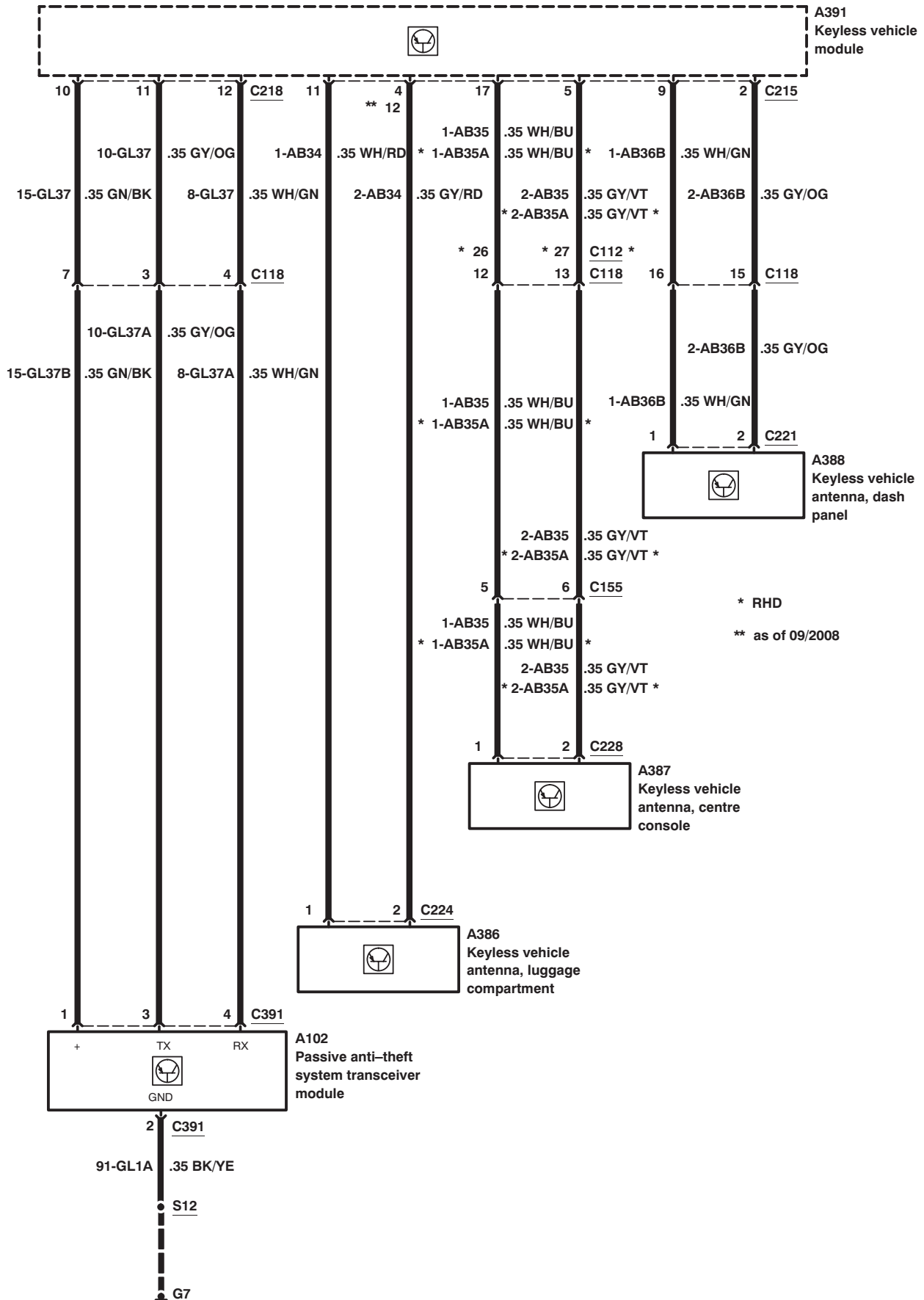
Starting System – 1.6L Duratorq–TDCi (DV) Diesel, with keyless start



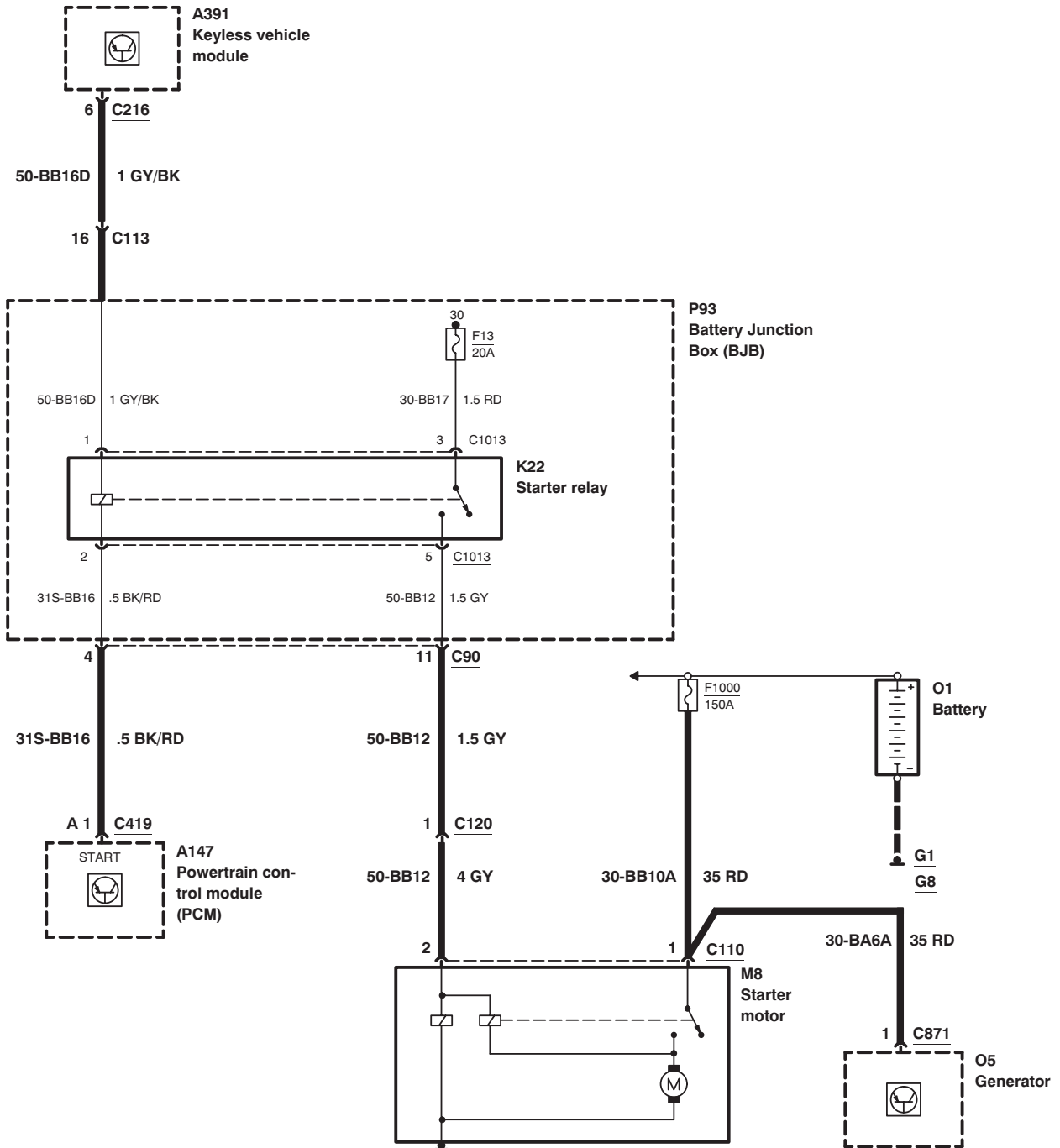
Starting System – 1.6L Duratorq–TDCi (DV) Diesel, with keyless start



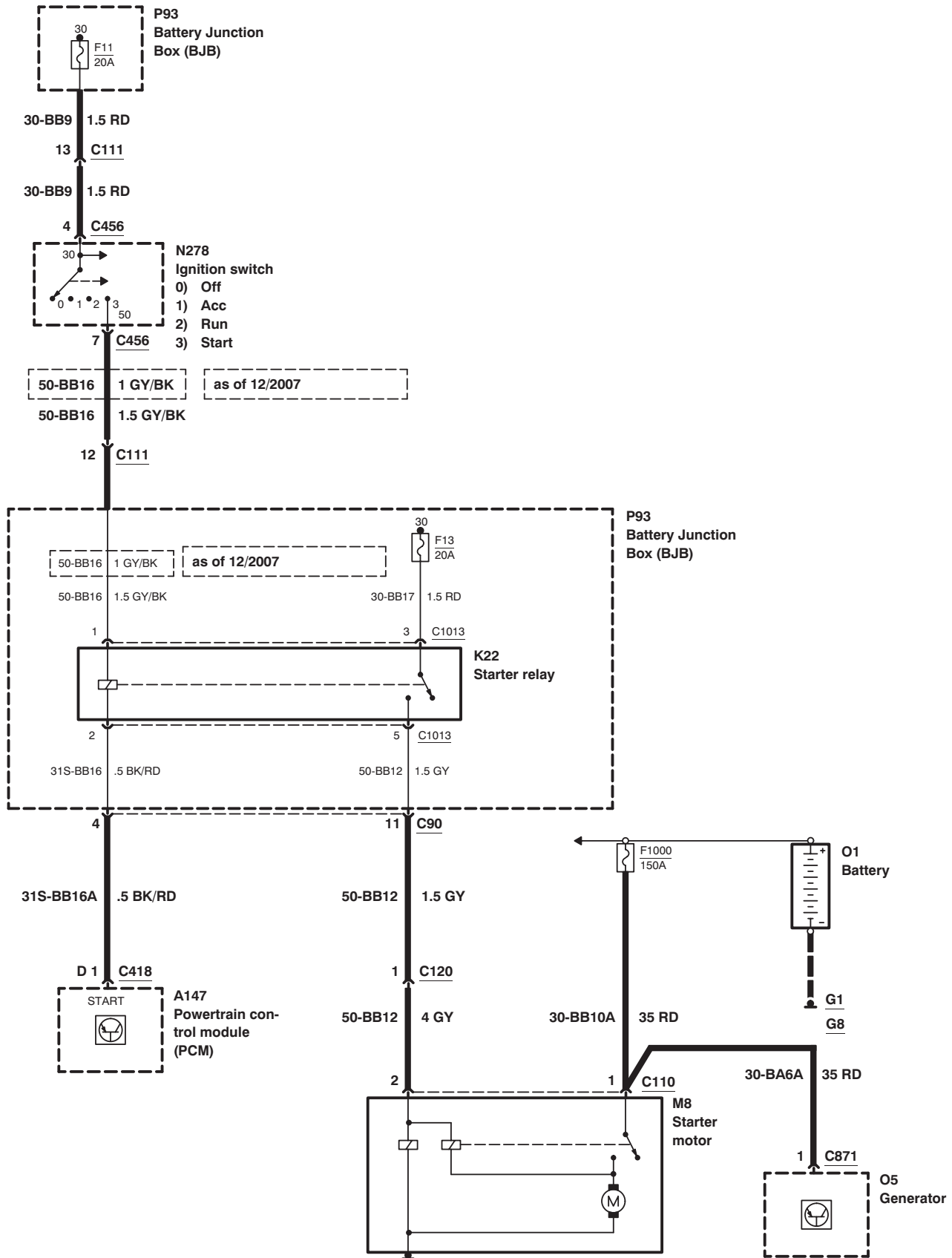
Starting System – 1.6L Duratorq–TDCi (DV) Diesel, with keyless start



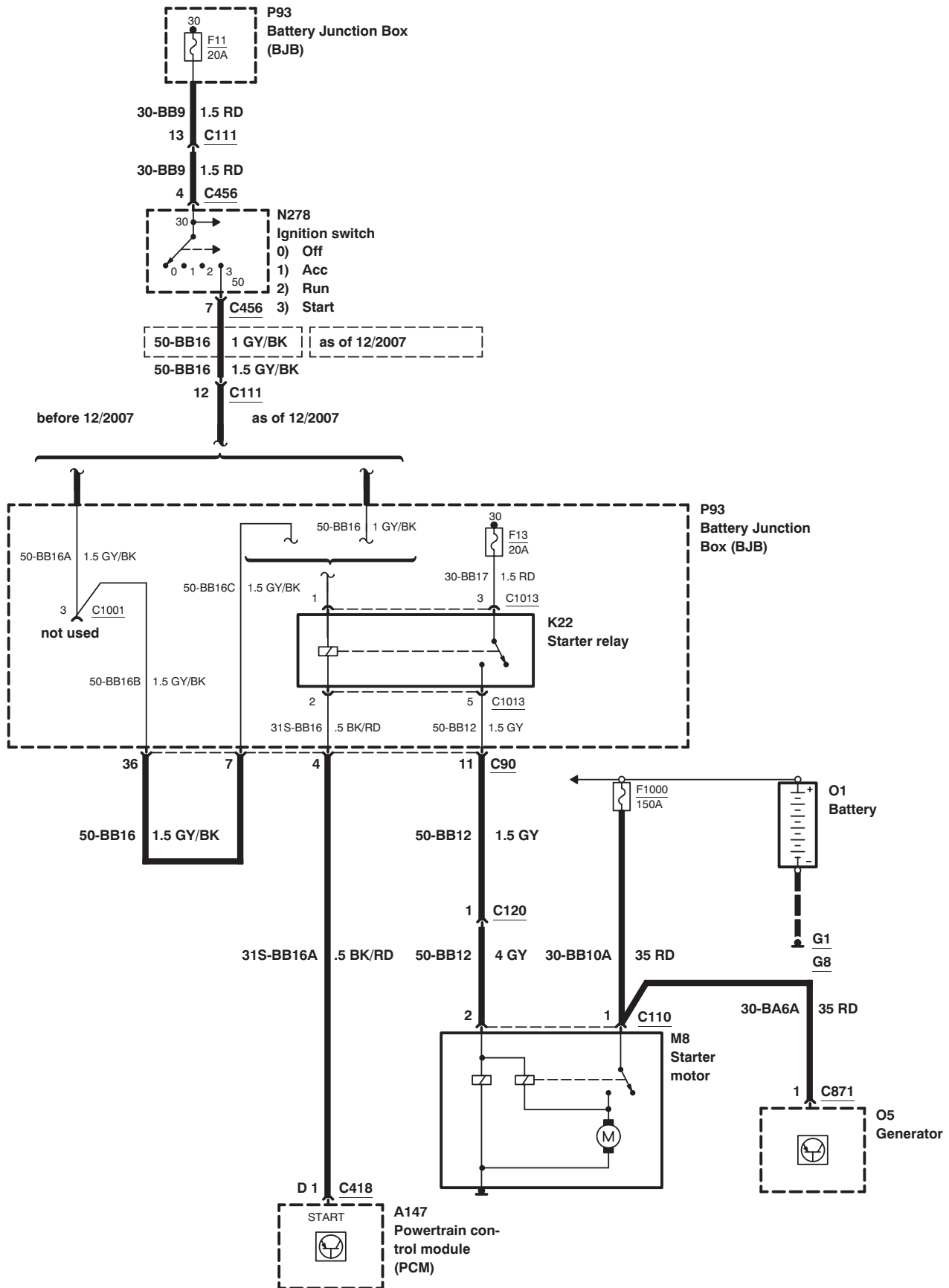
Starting System – 1.6L Duratorq–TDCi (DV) Diesel, with keyless start



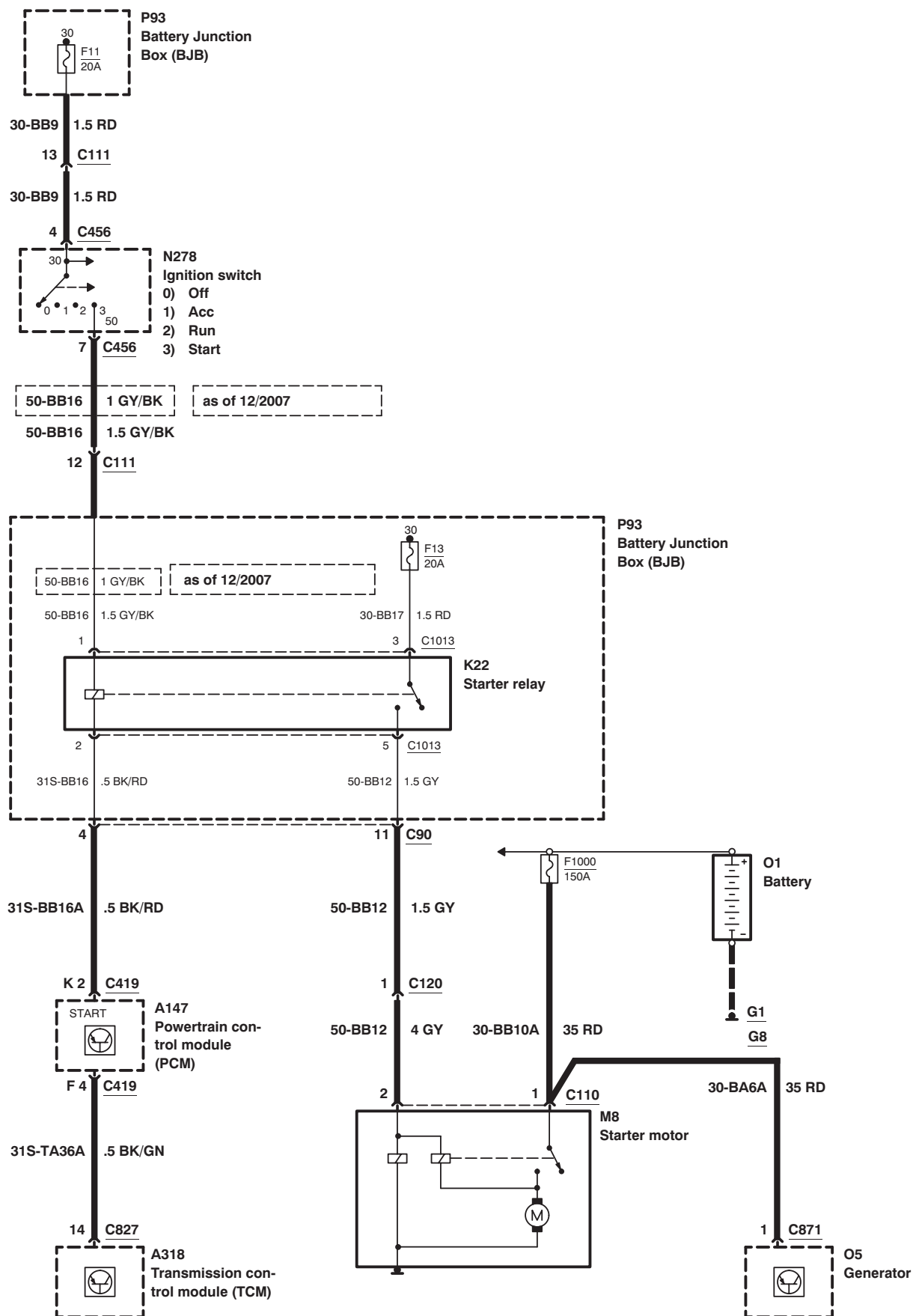
Starting System – 2.0L Duratorq–TDCi (DW) Diesel, lower option content, without keyless start



Starting System – 2.0L Duratorq–TDCi (DW) Diesel, higher option content, without keyless start

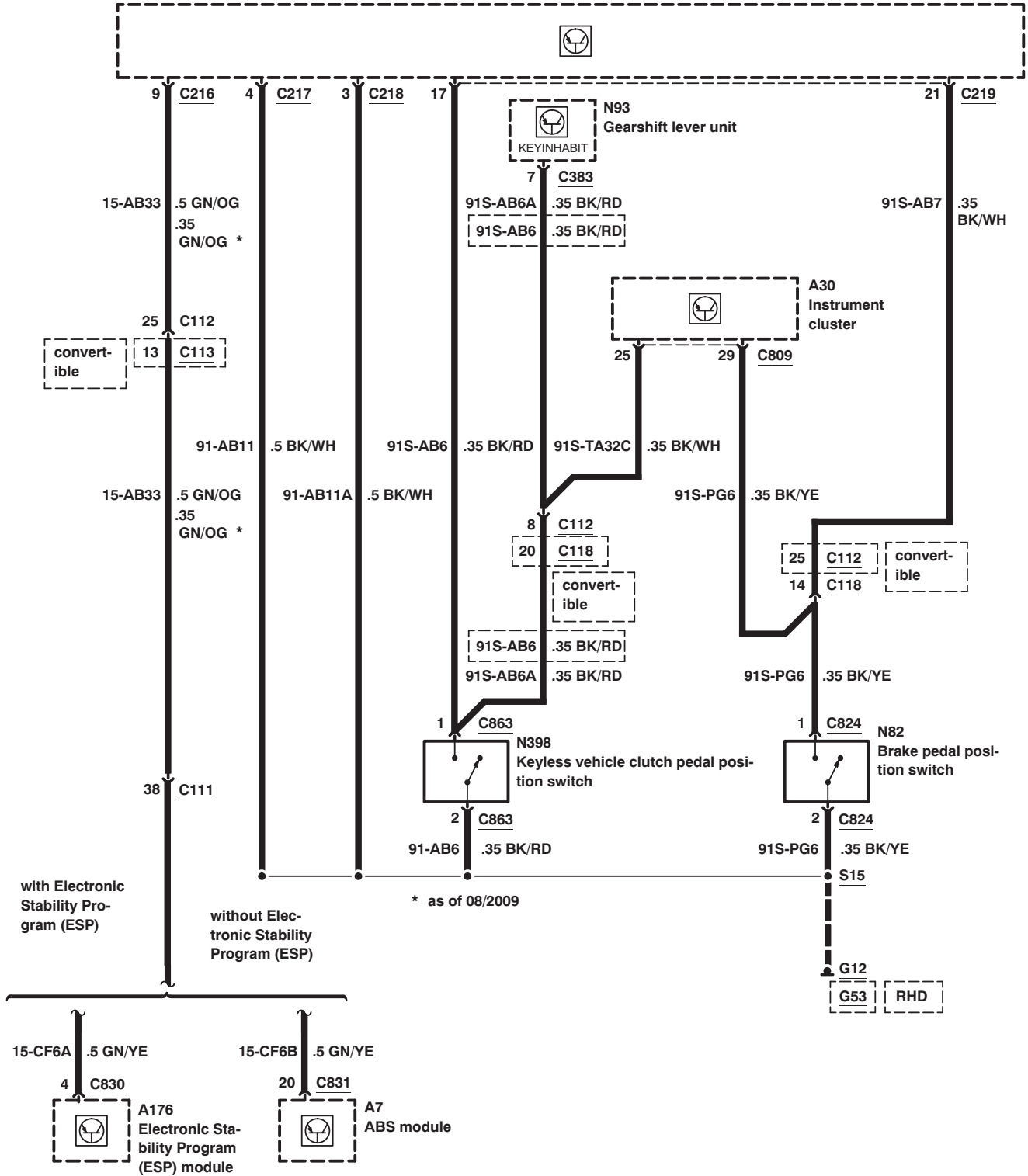


Starting System – 2.0L Duratorq–TDCi (DW) Diesel, manual transmission (MPS6), without keyless start

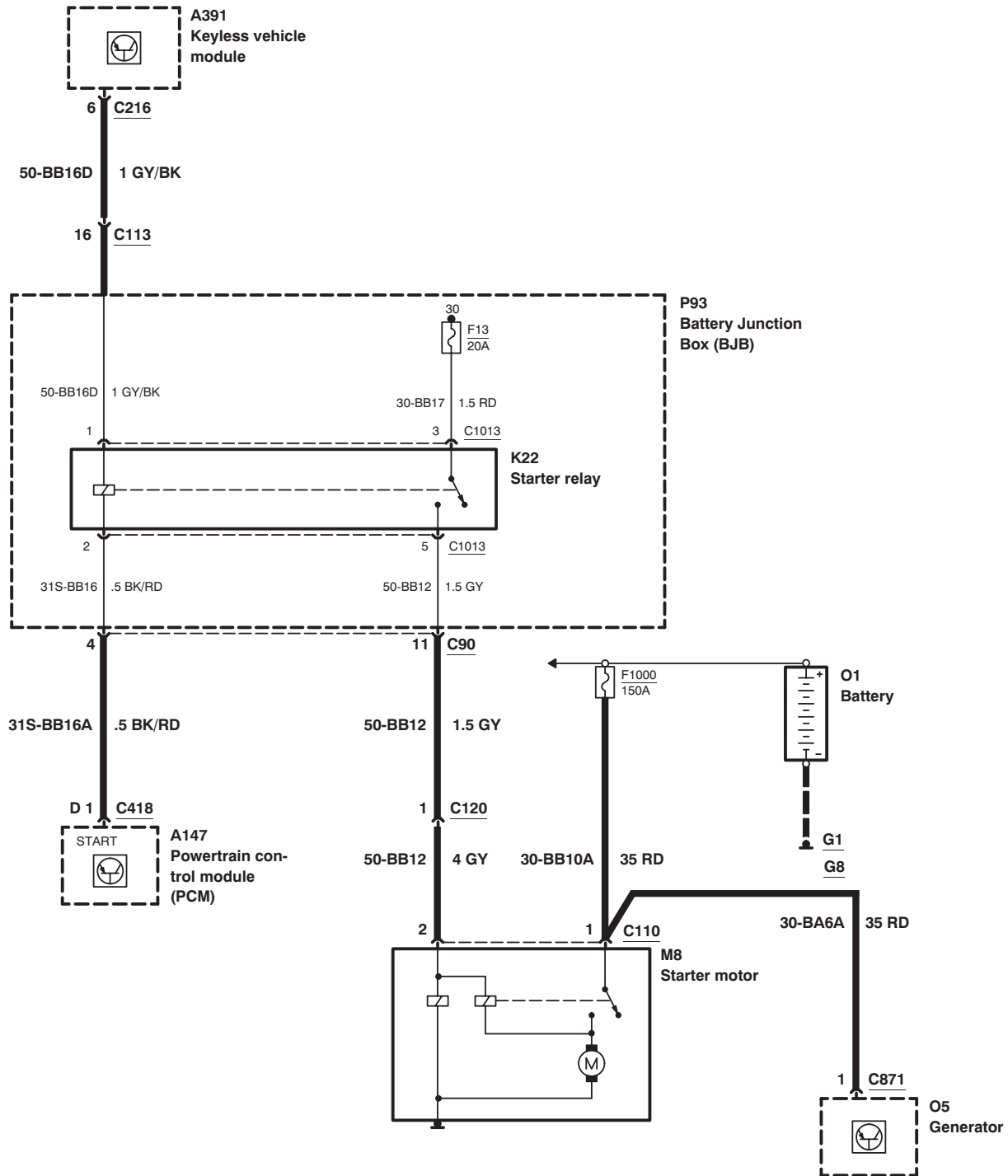


Starting System – 2.0L Duratorq–TDCi (DW) Diesel, with keyless start

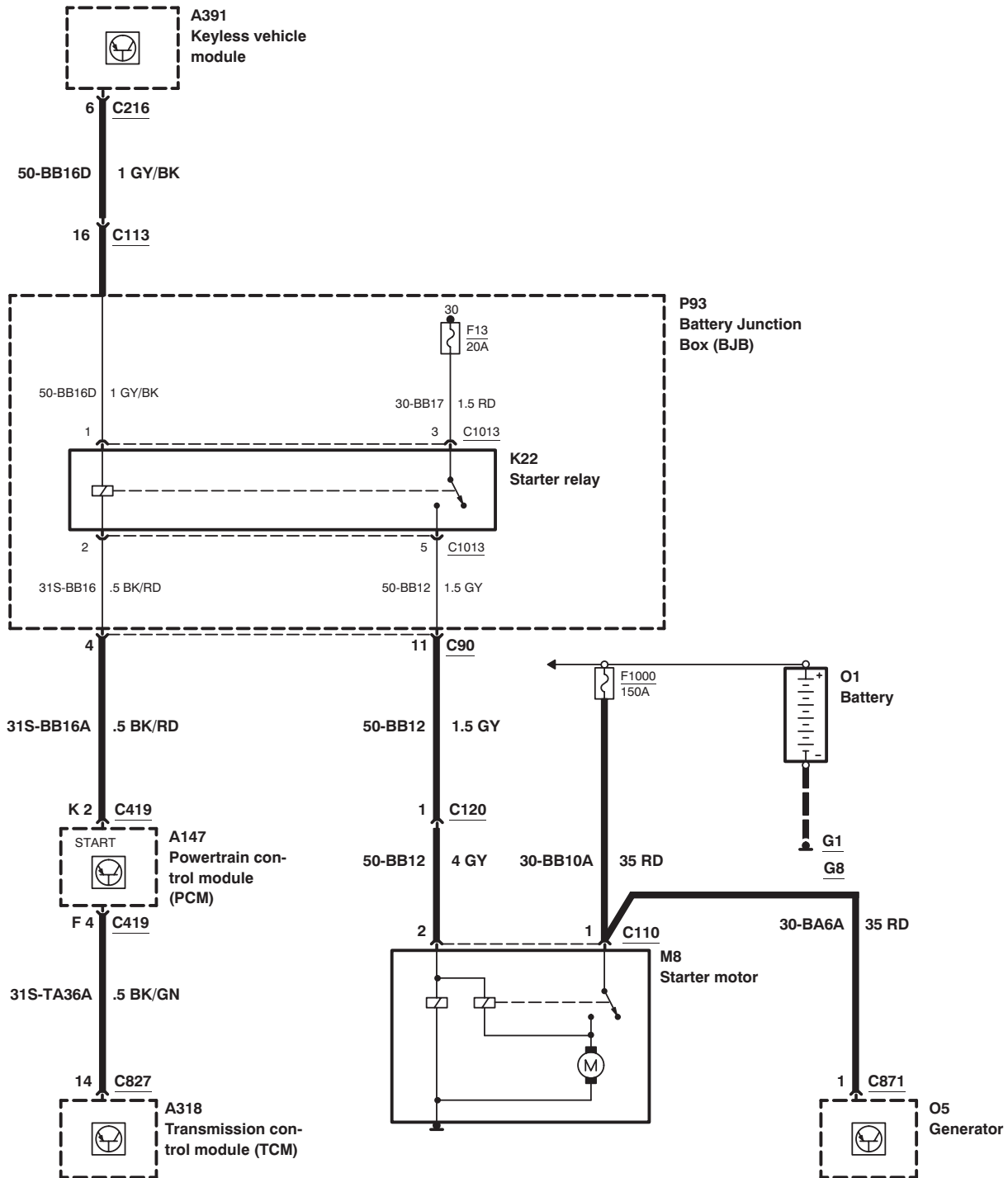
A391
Keyless vehicle
module



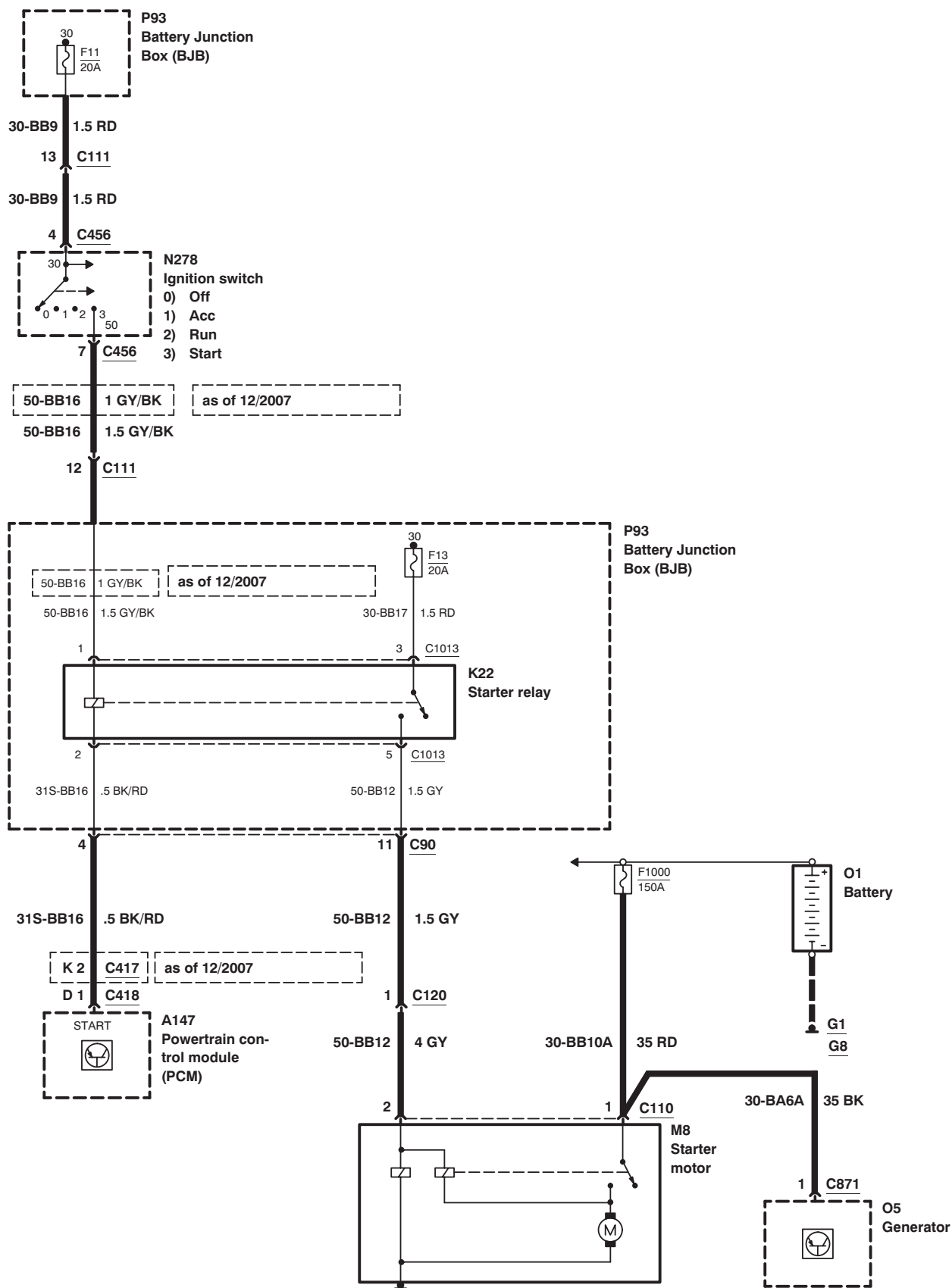
Starting System – 2.0L Duratorq–TDCi (DW) Diesel, except manual transmission (MPS6), with keyless start



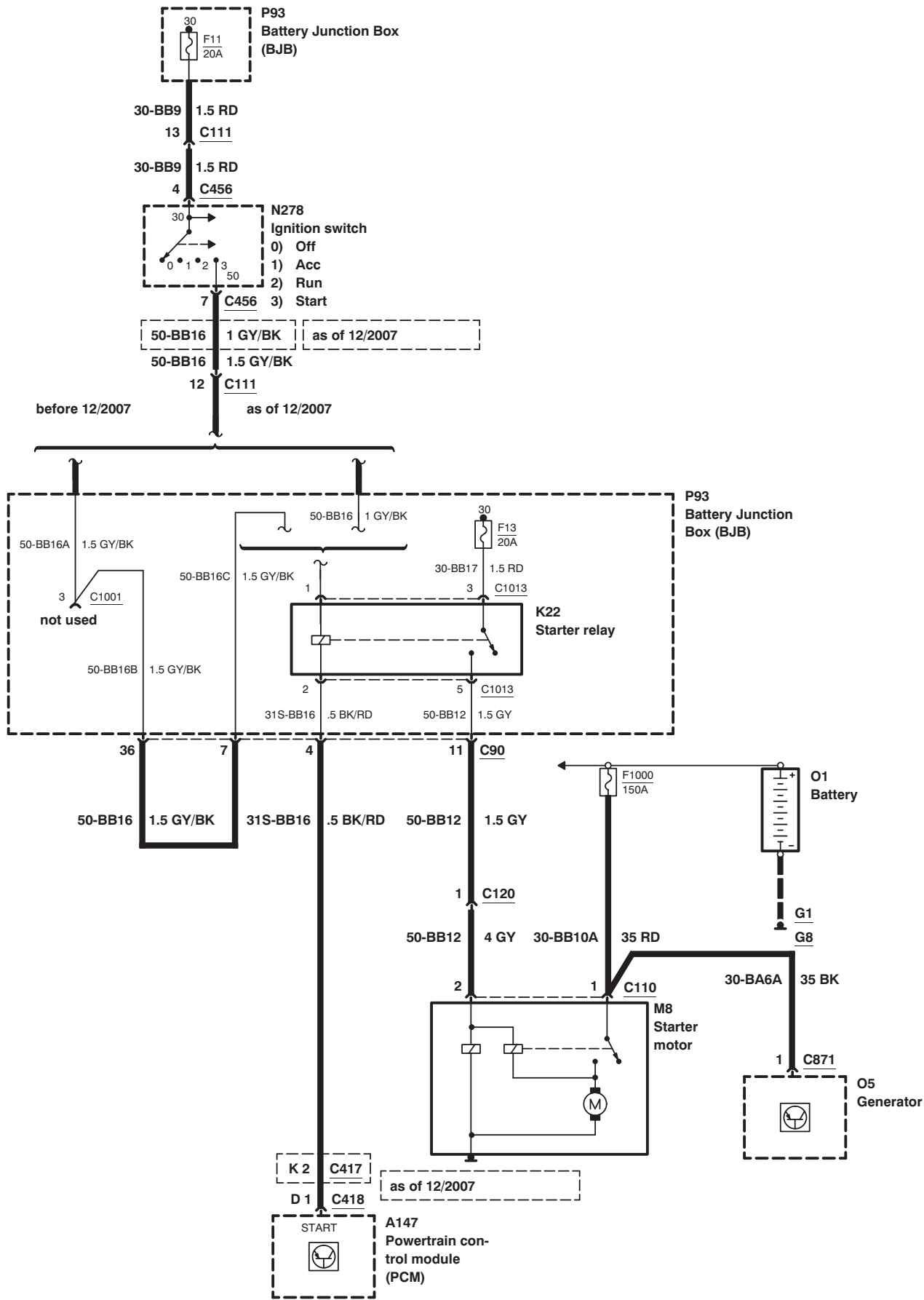
Starting System – 2.0L Duratorq–TDCi (DW) Diesel, manual transmission (MPS6), with keyless start



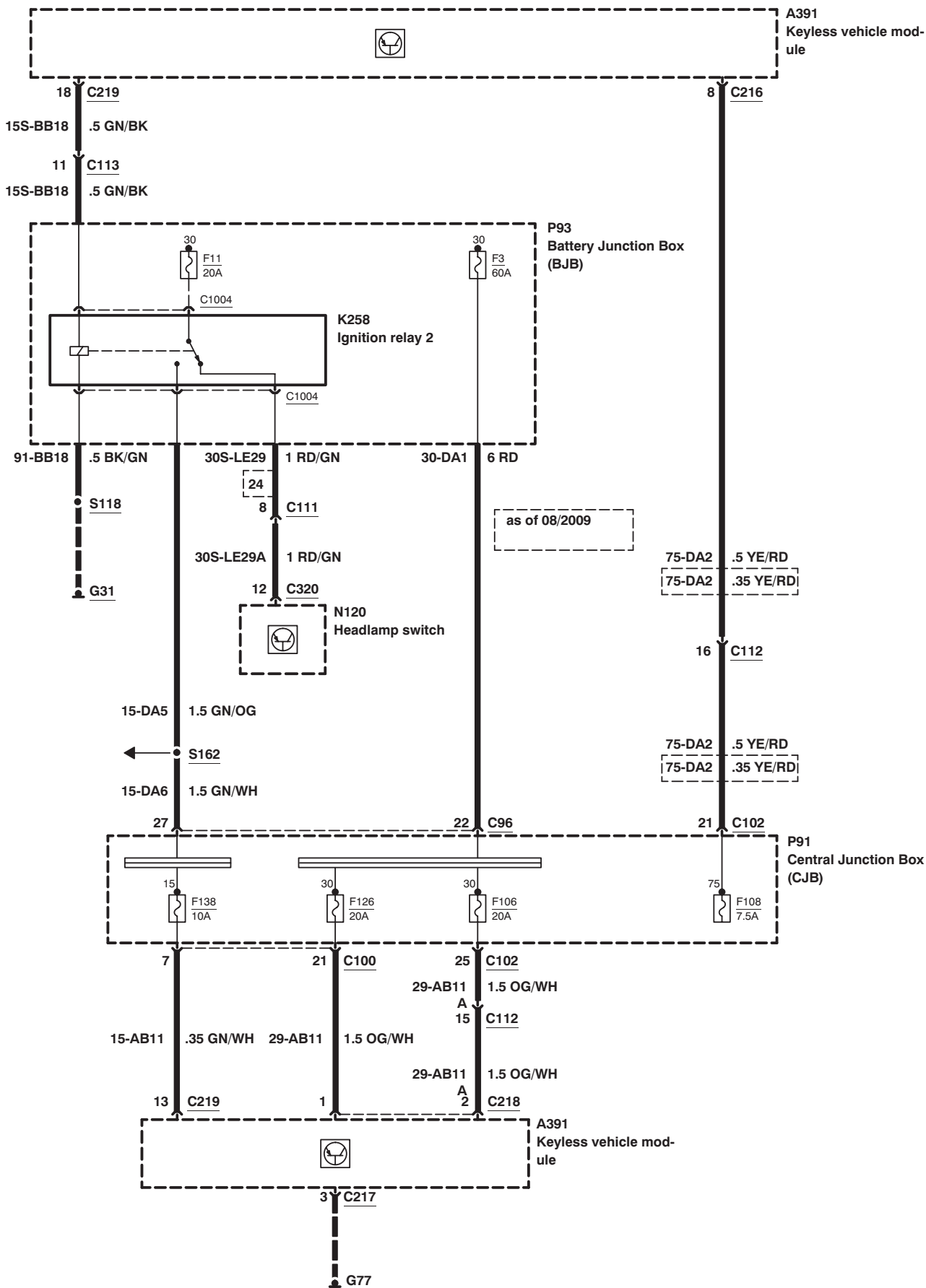
Starting System – 1.8L Duratorq–TDCi (Kent) Diesel, lower option content, without keyless start



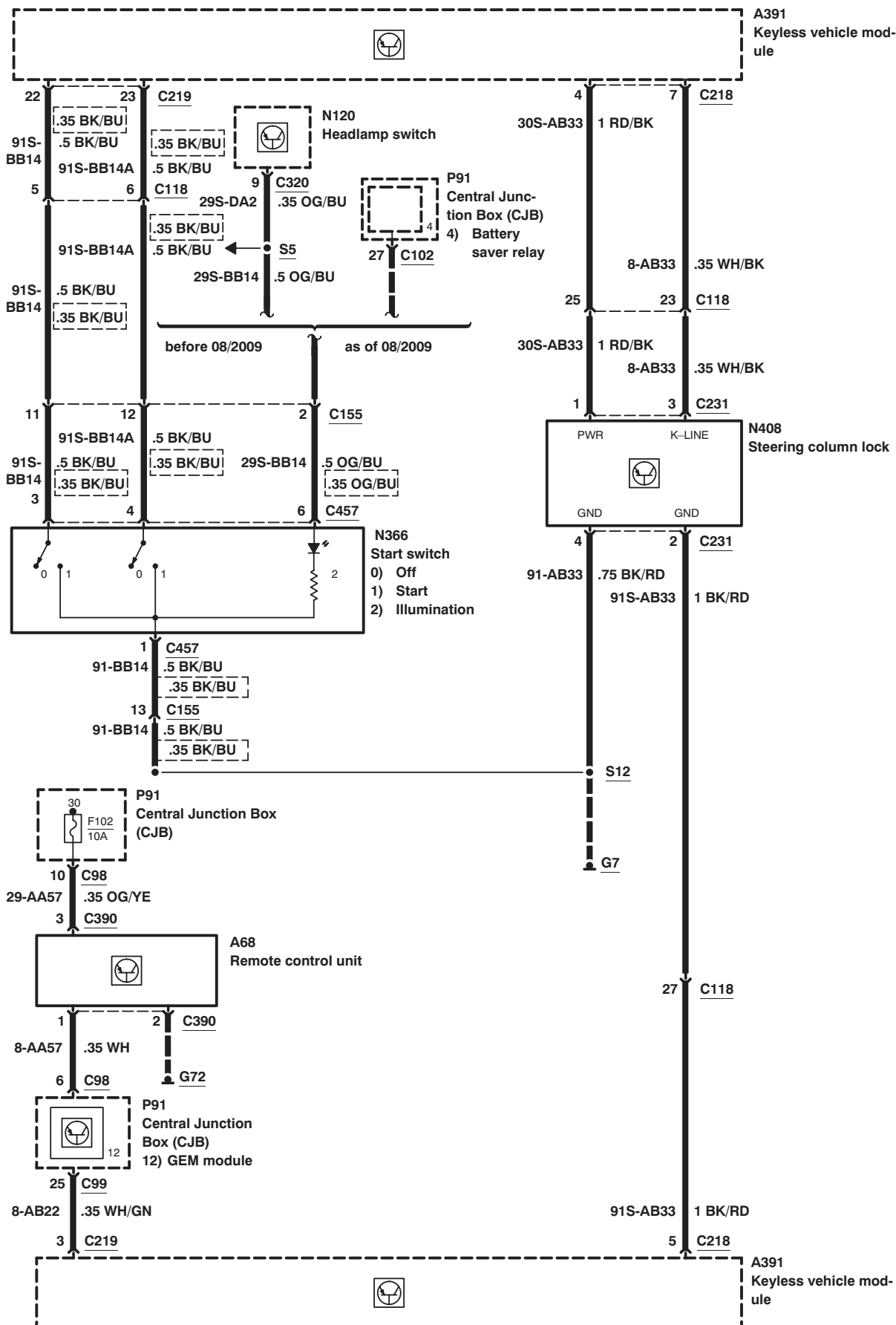
Starting System – 1.8L Duratorq–TDCi (Kent) Diesel, higher option content, without keyless start



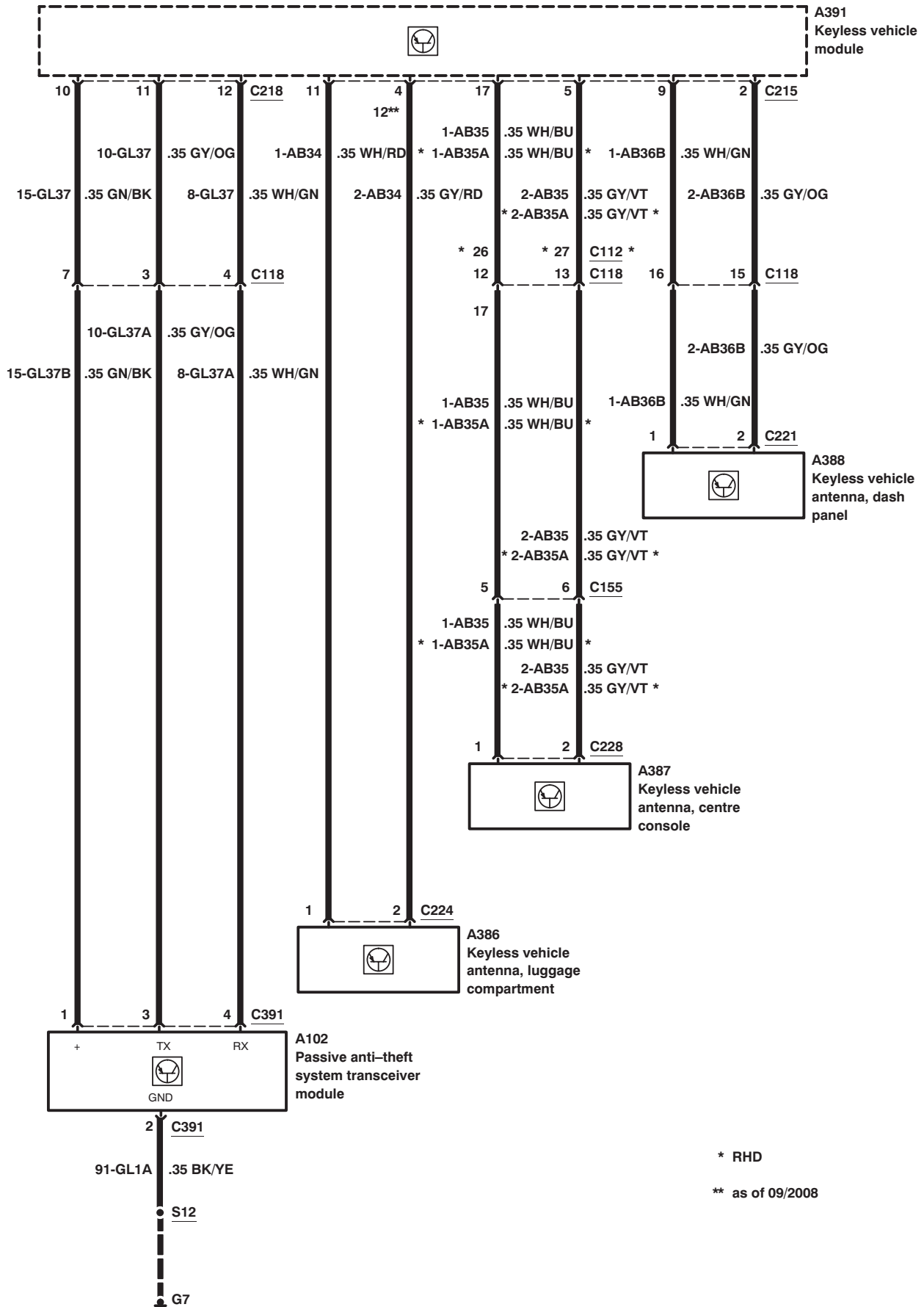
Starting System – 1.8L Duratorq–TDCi (Kent) Diesel, with keyless start



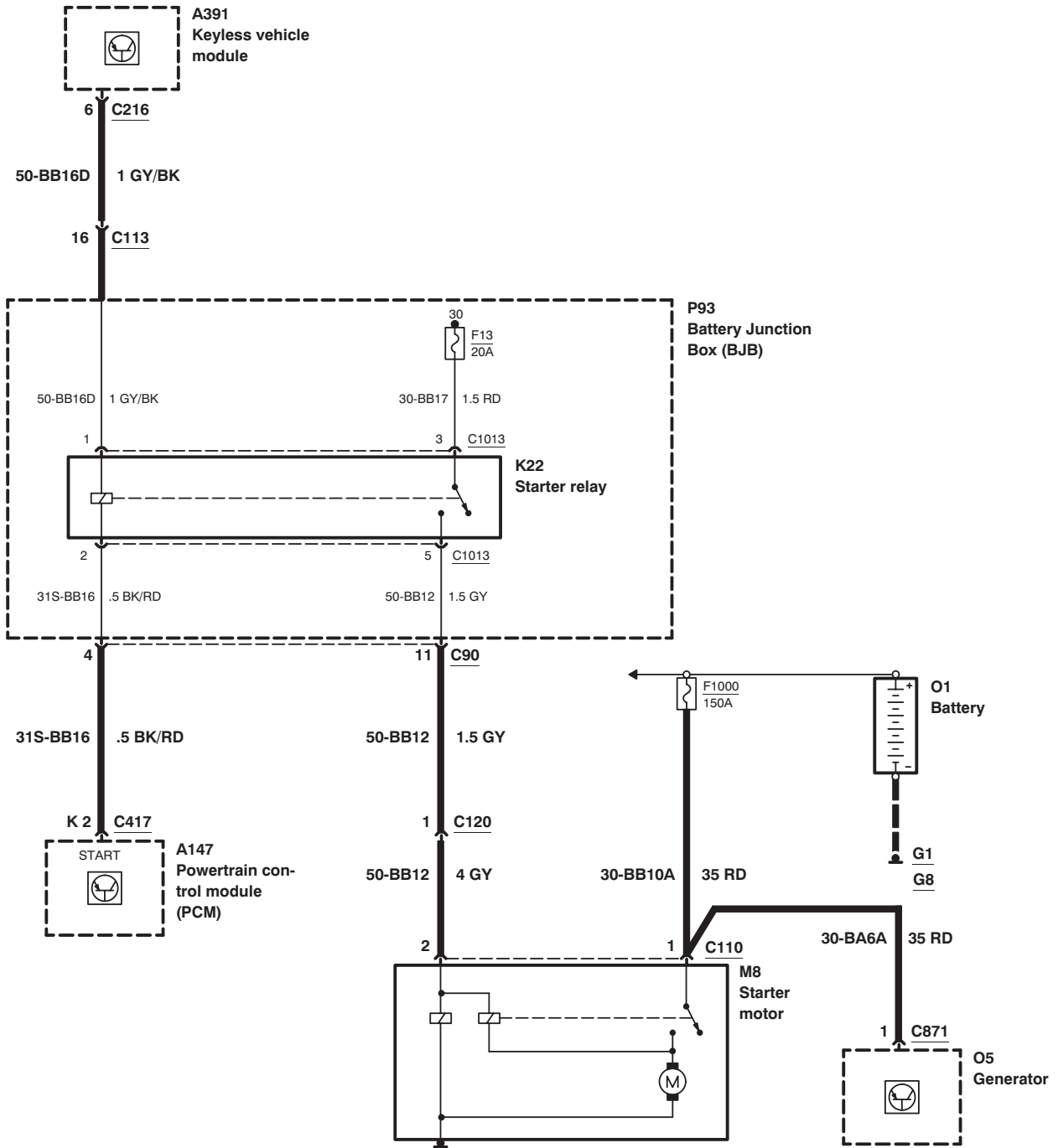
Starting System – 1.8L Duratorq–TDCi (Kent) Diesel, with keyless start



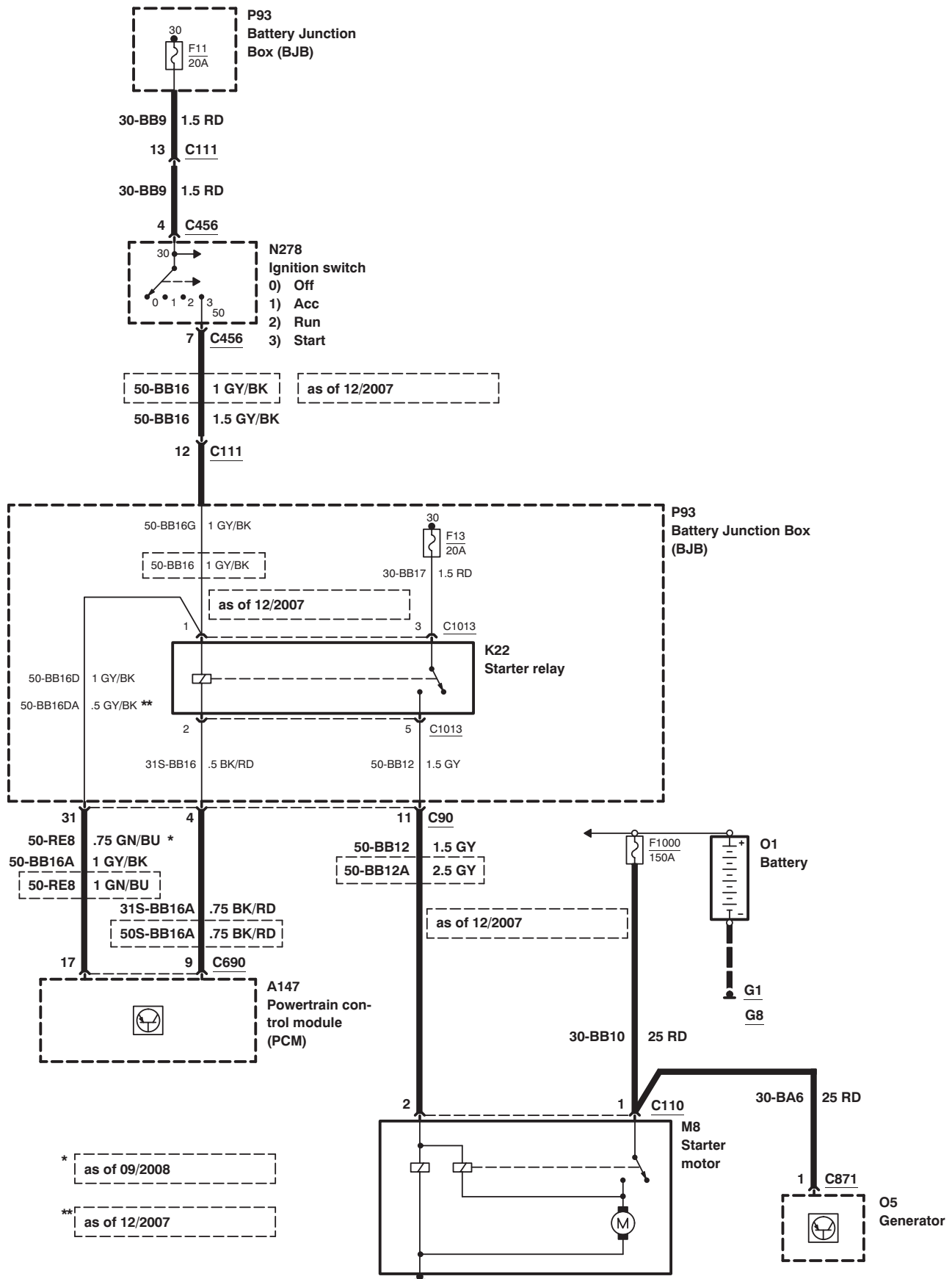
Starting System – 1.8L Duratorq–TDCi (Kent) Diesel, with keyless start



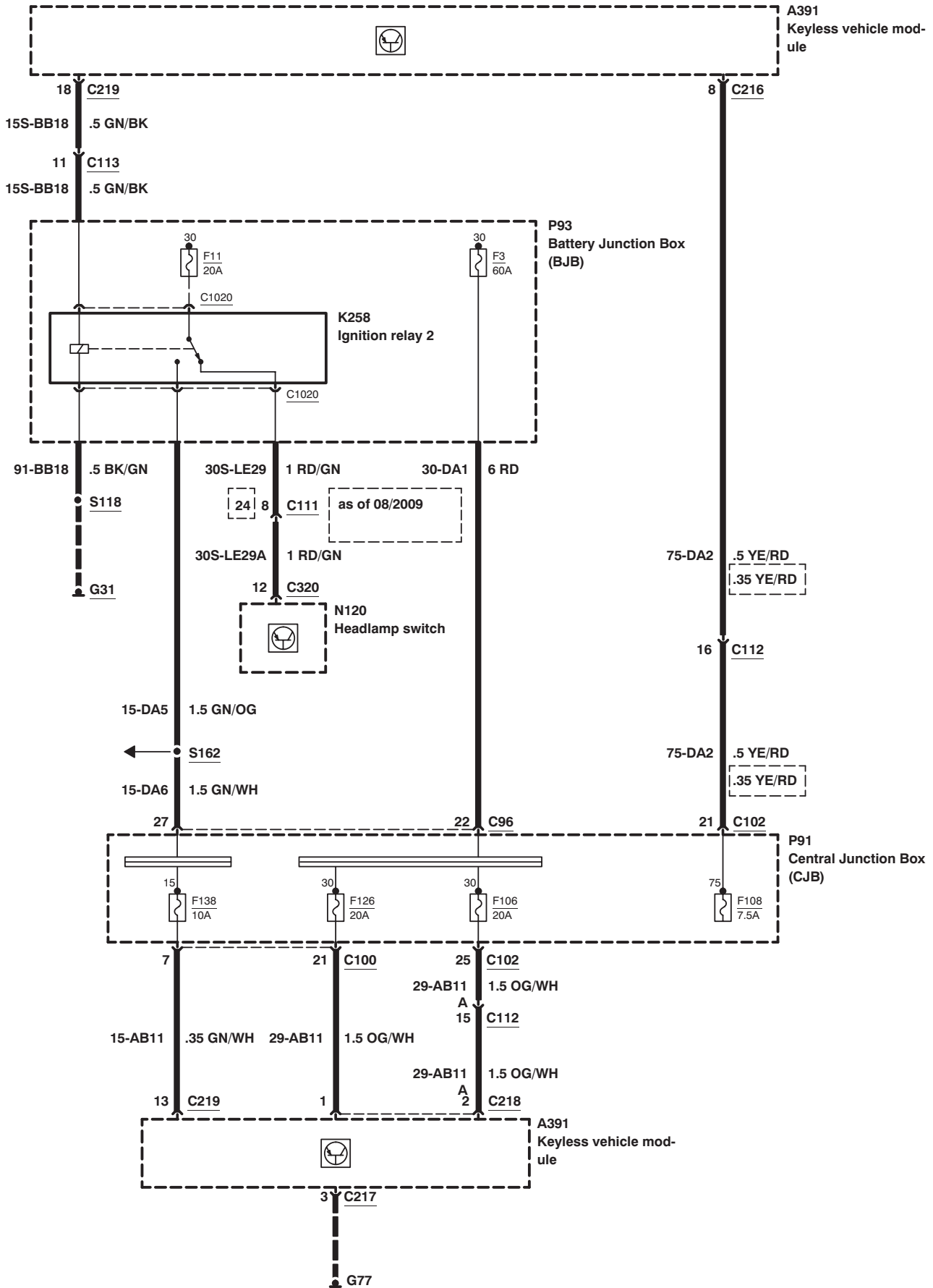
Starting System – 1.8L Duratorq–TDCi (Kent) Diesel, with keyless start



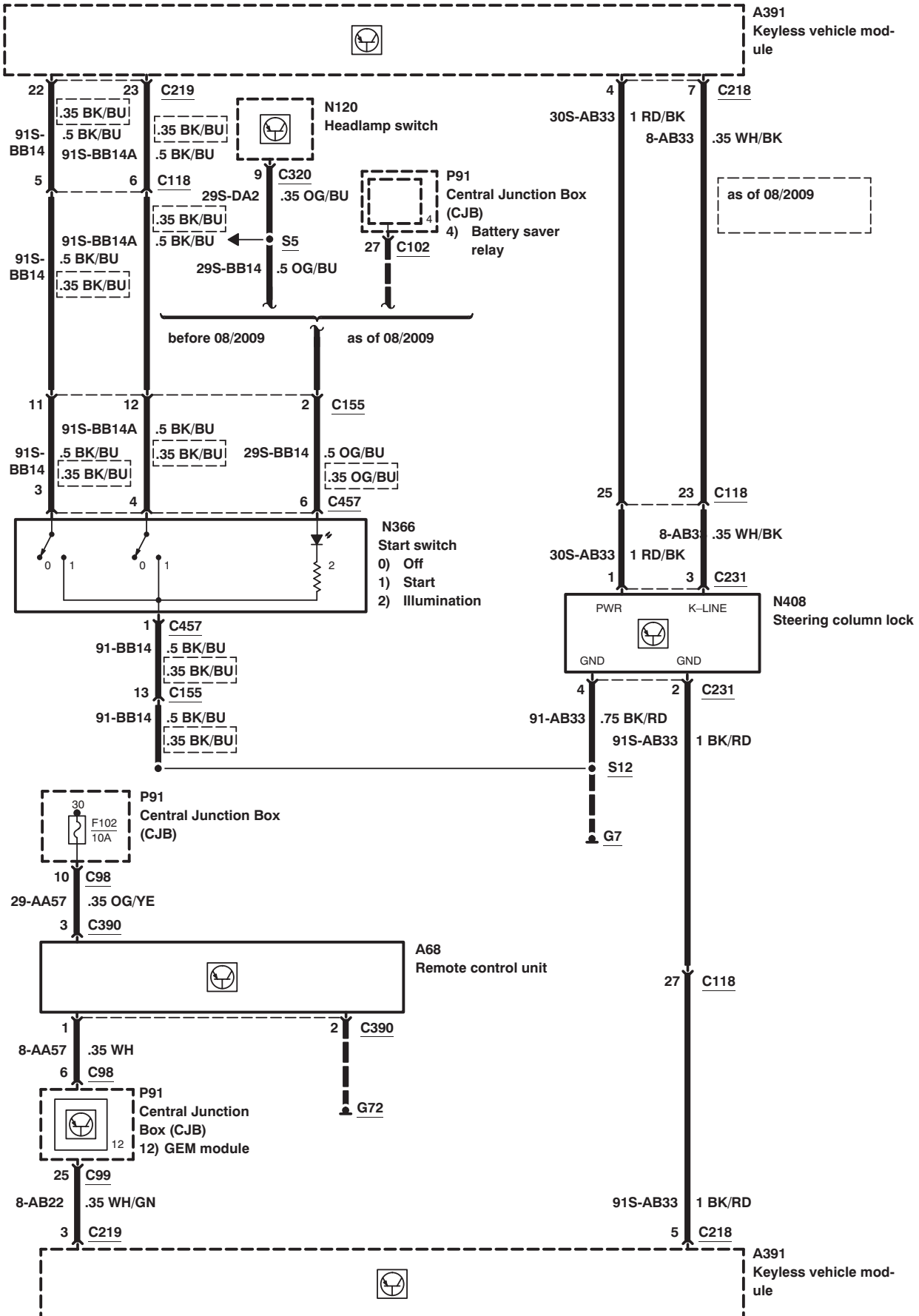
Starting System – 2.5L Duratec (VI5)



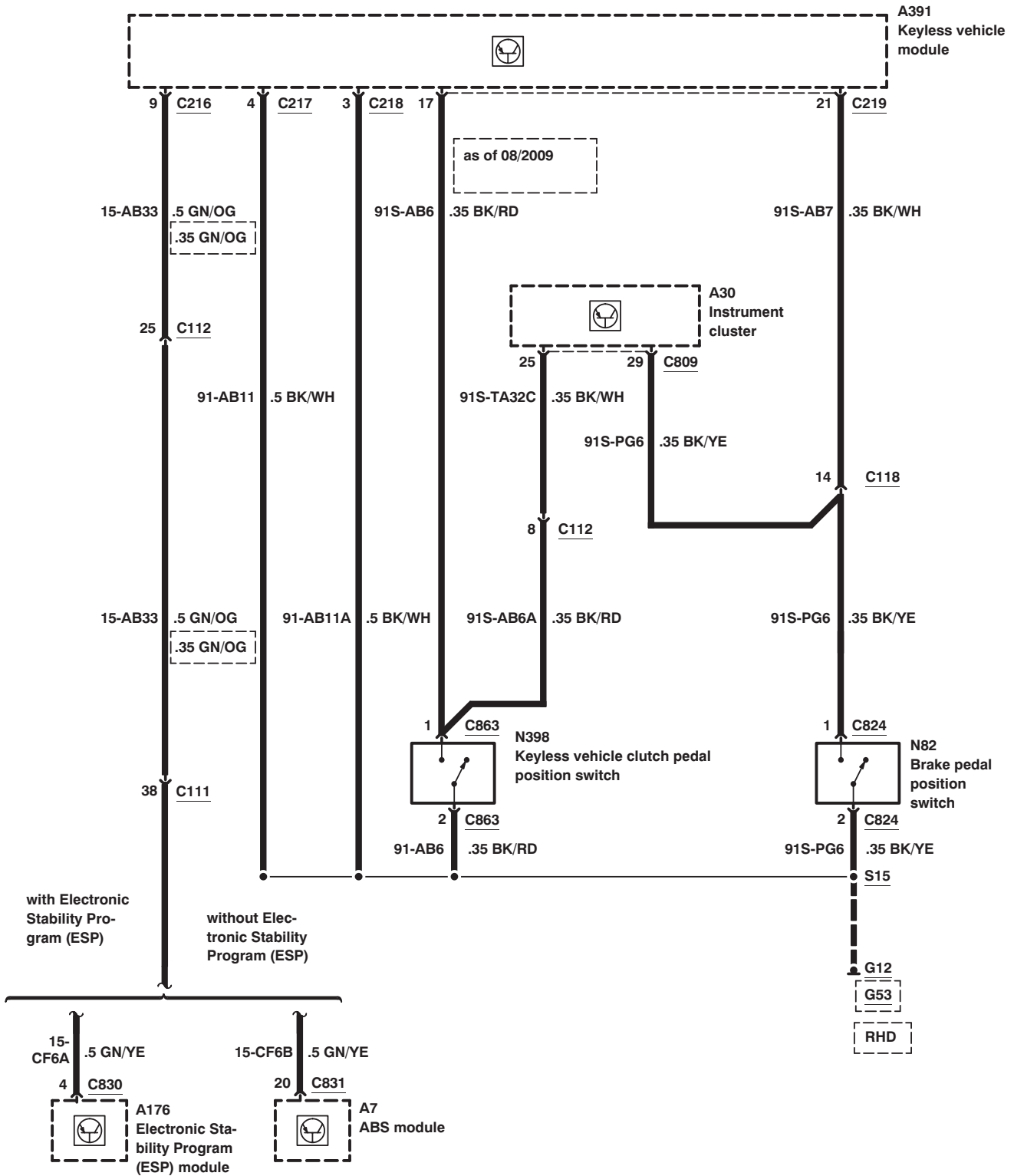
Starting System – 2.5L Duratec (VI5), with keyless start



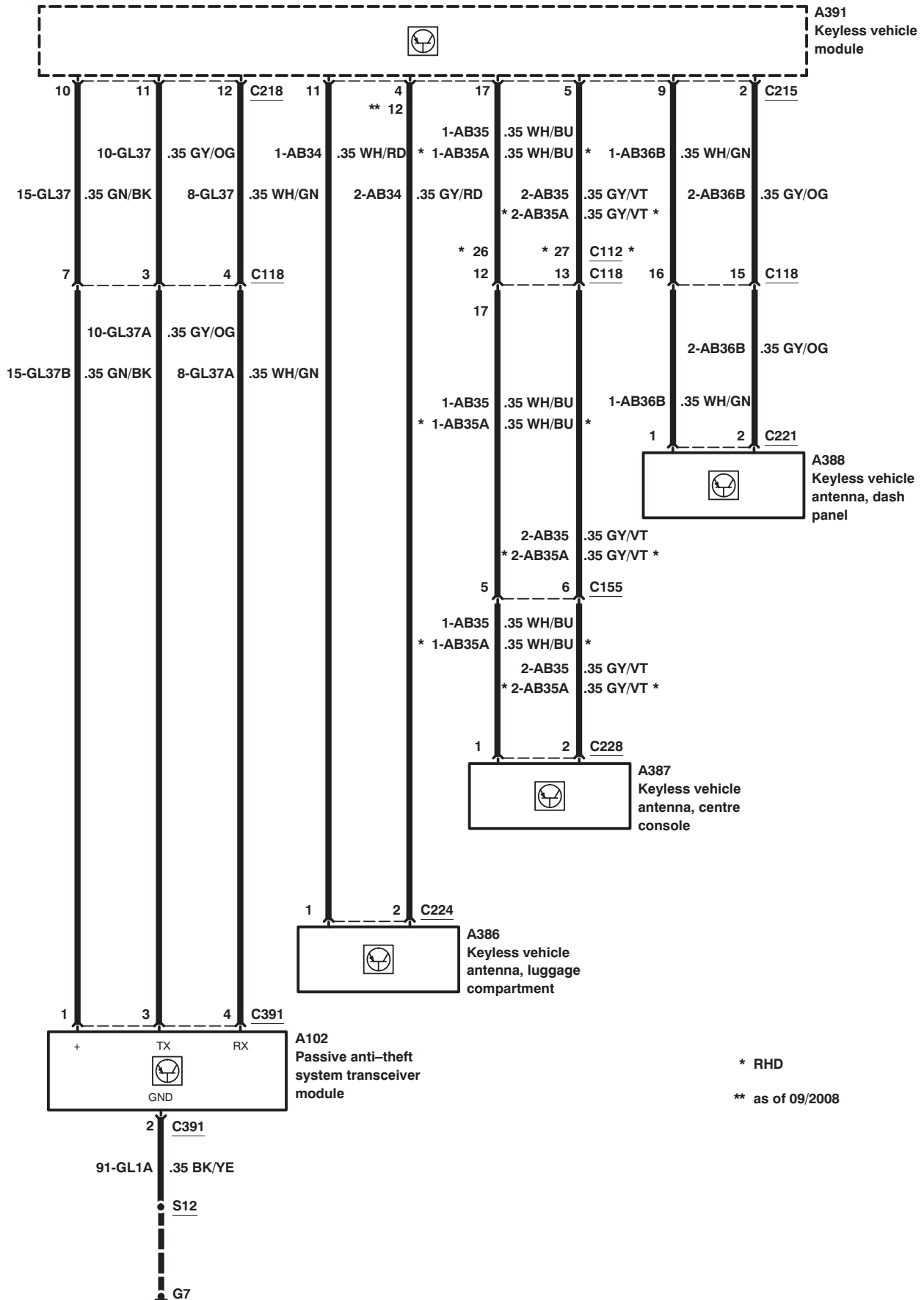
Starting System – 2.5L Duratec (VI5), with keyless start



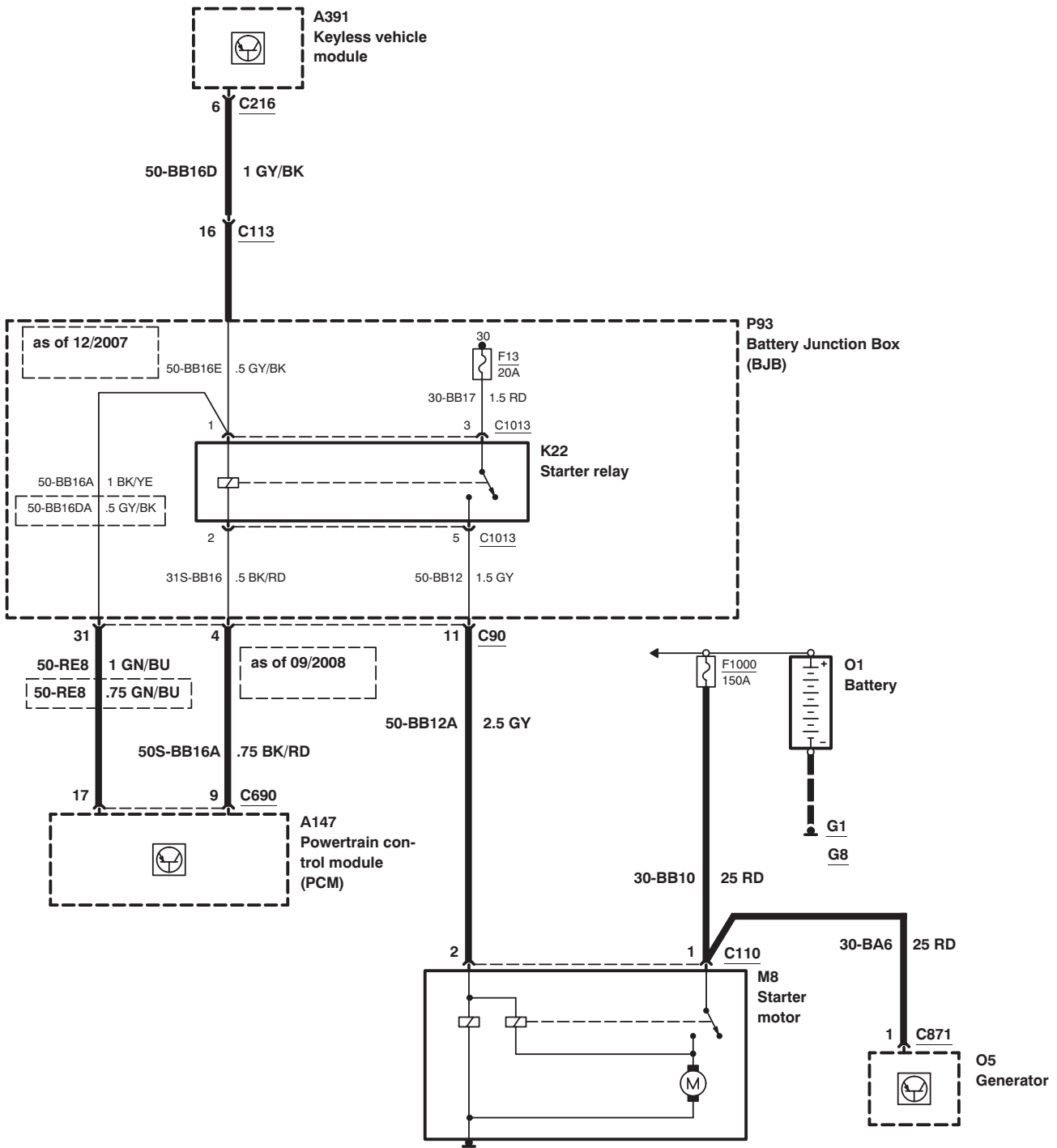
Starting System – 2.5L Duratec (VI5), with keyless start



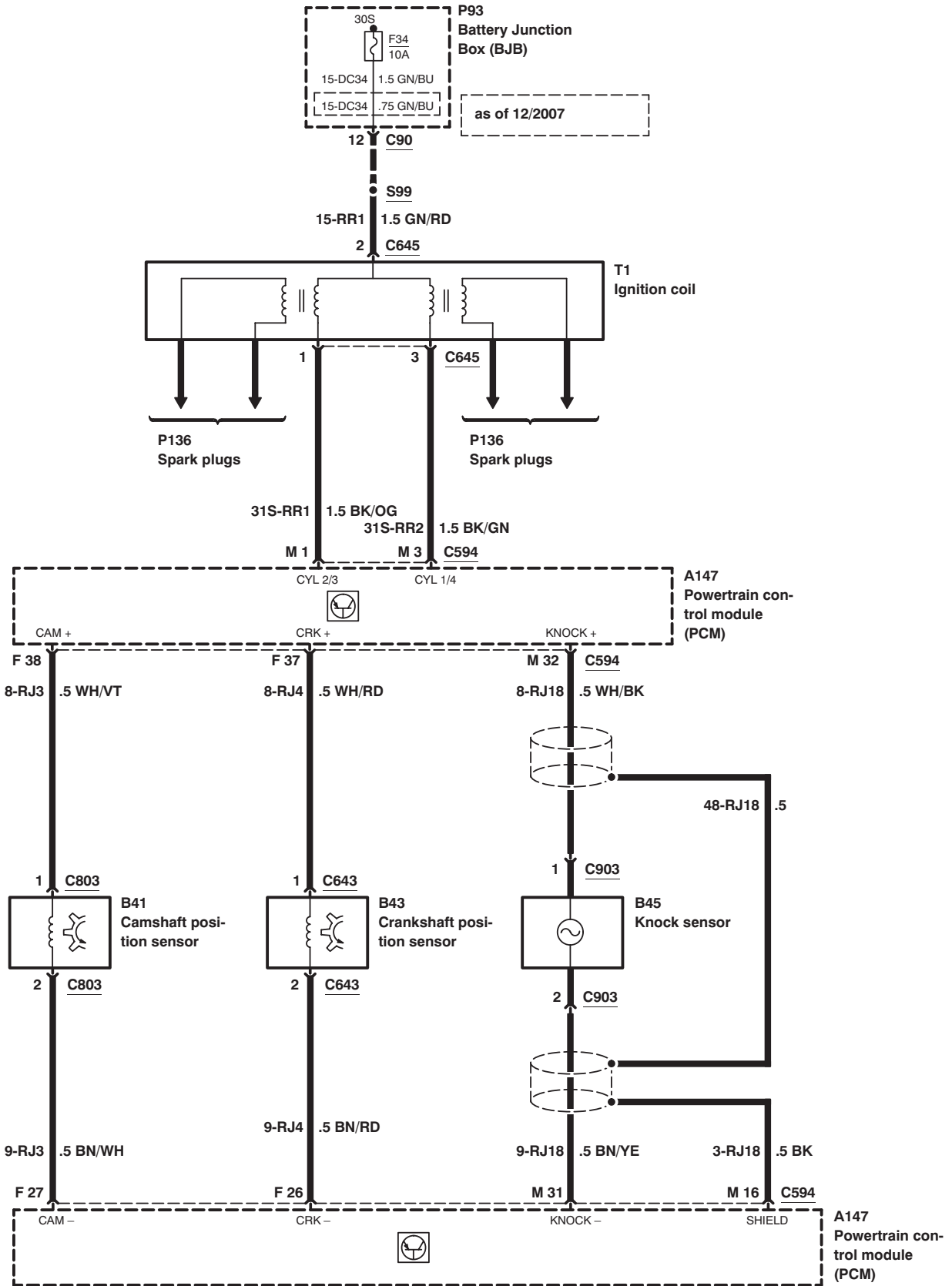
Starting System – 2.5L Duratec (VI5), with keyless start



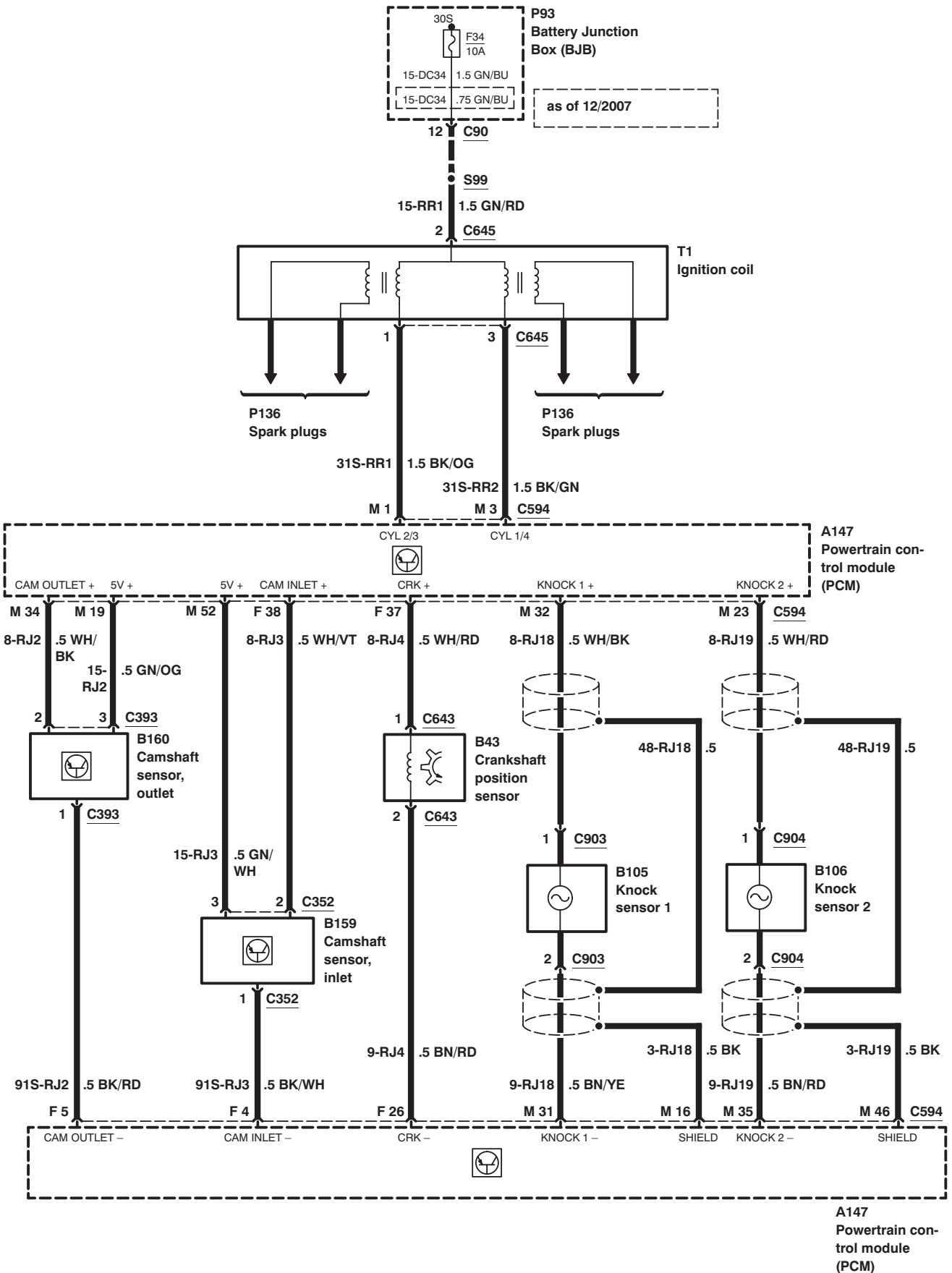
Starting System – 2.5L Duratec (VI5), with keyless start



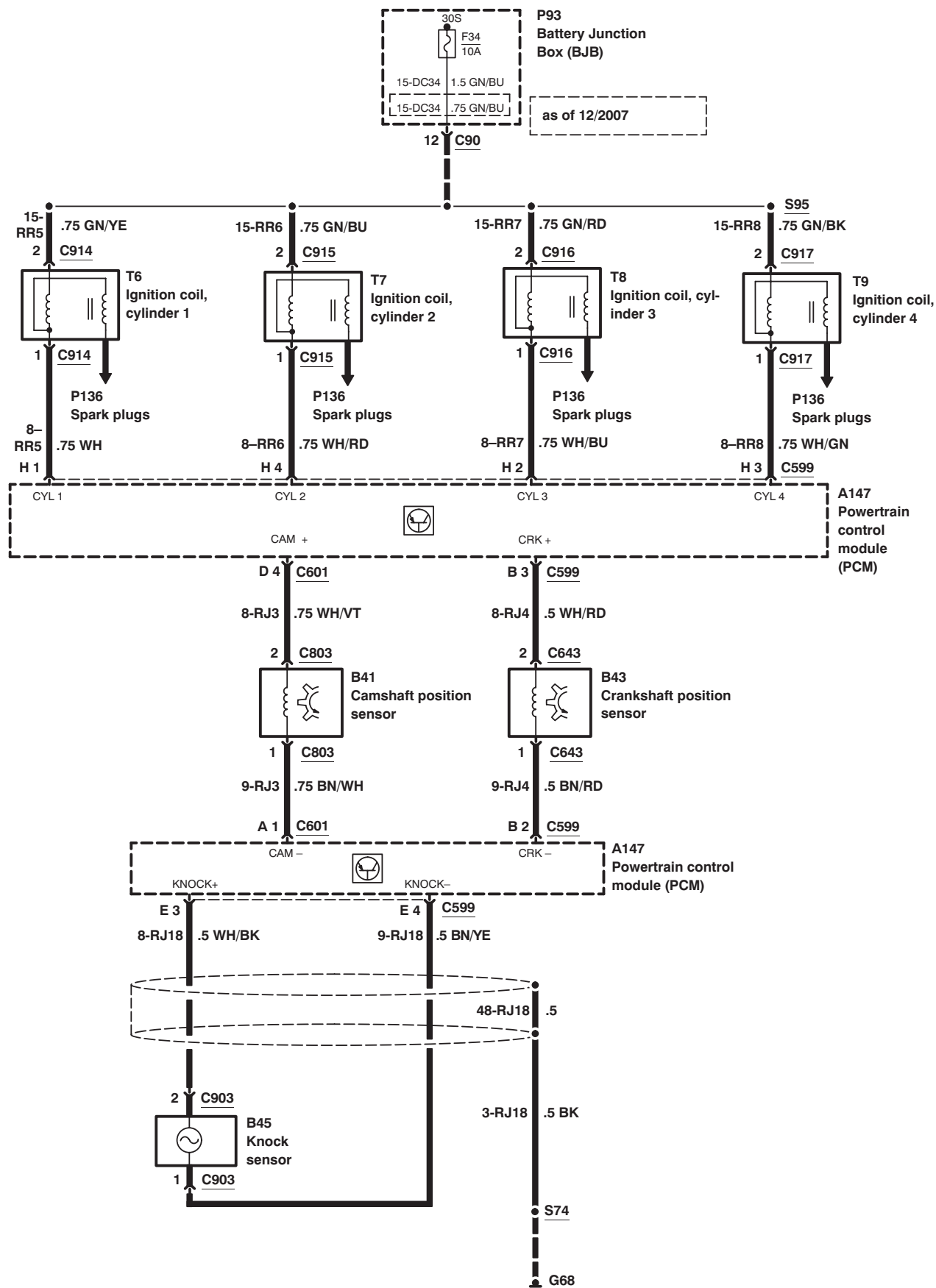
Engine Ignition – 1.4/1.6L Duratec–16V (Sigma)



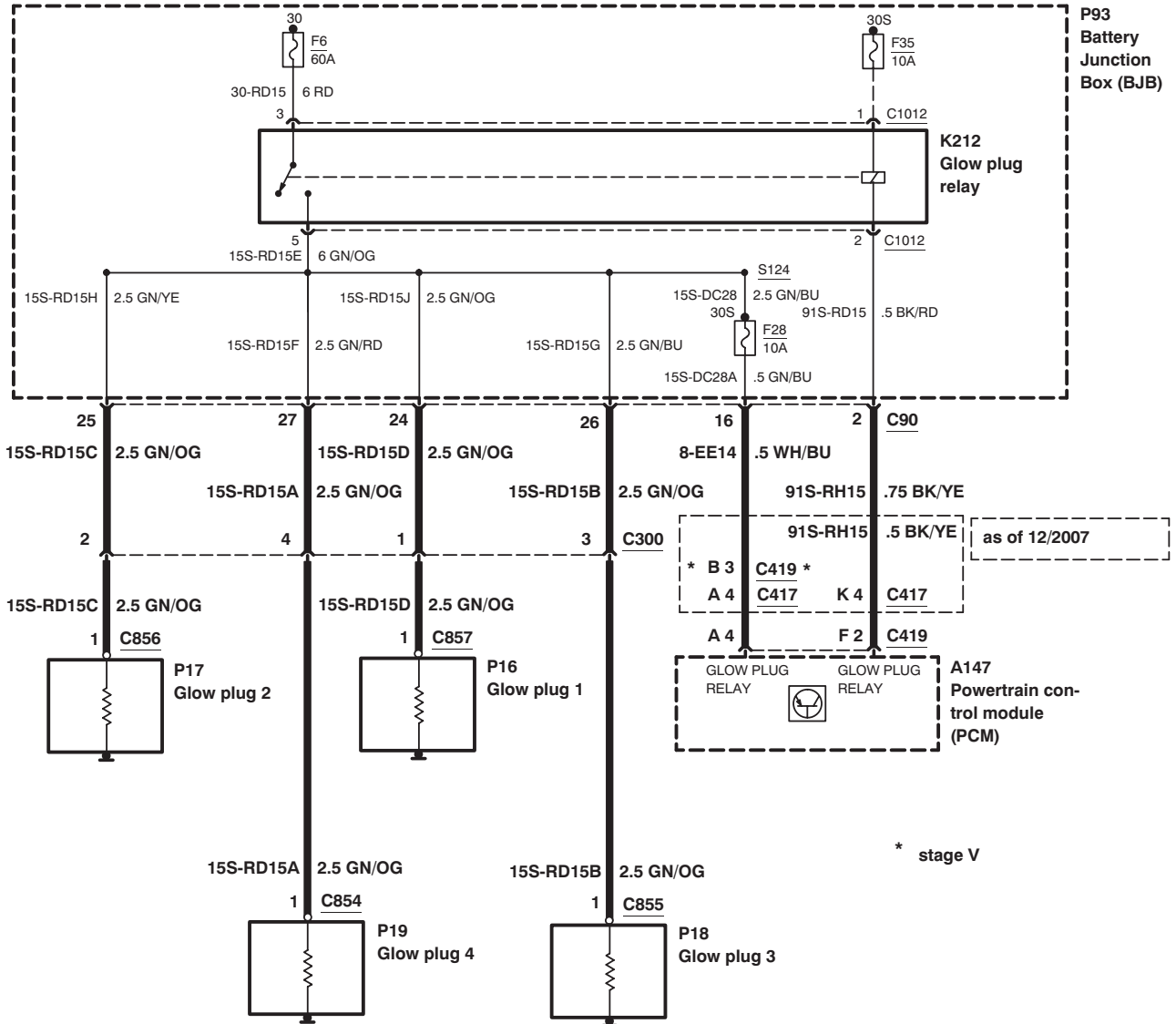
Engine Ignition – 1.6L Duratec–16V Ti–VCT (Sigma)



Engine Ignition – 1.8/2.0L Duratec–HE (M14)

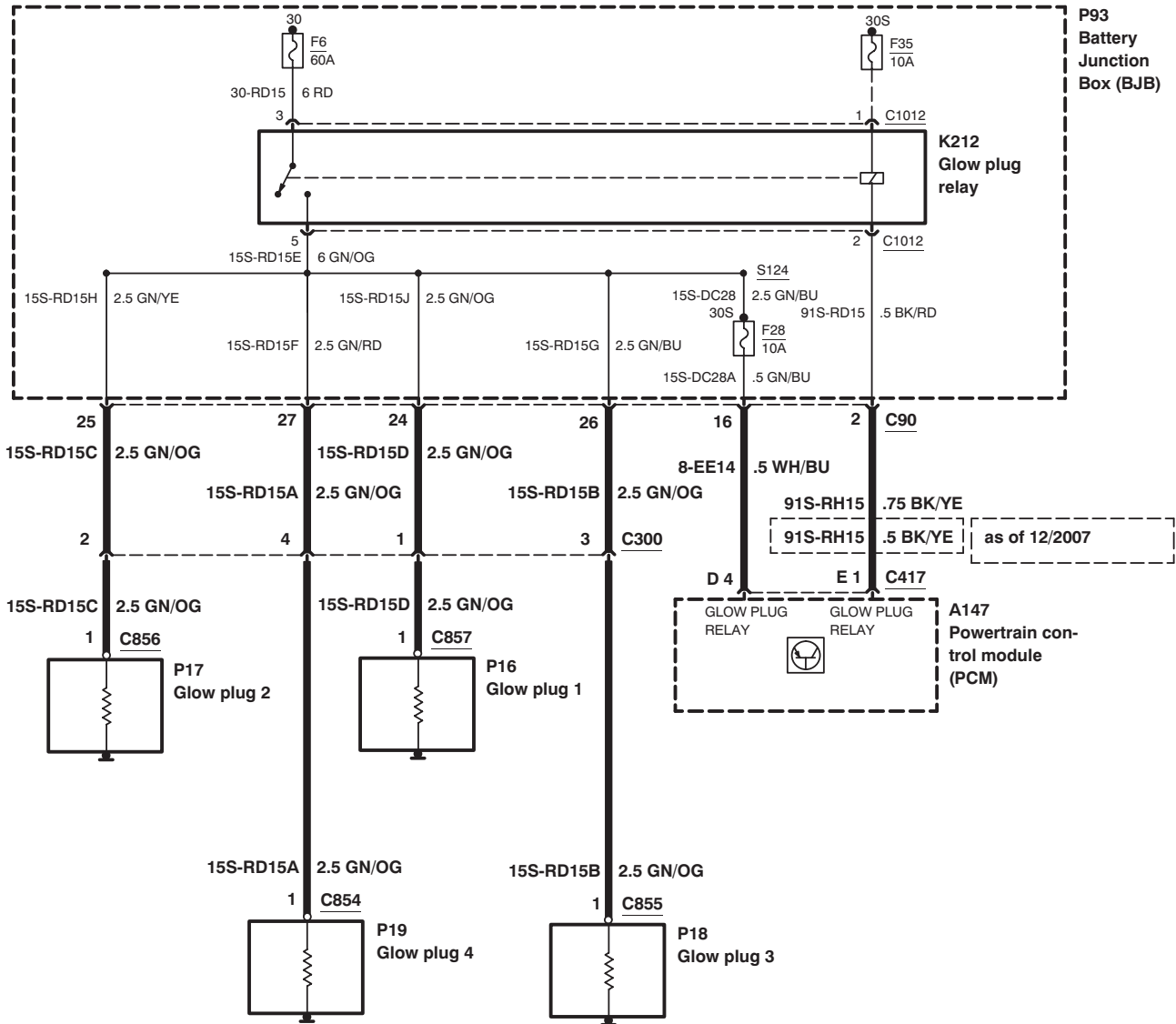


Glow Plug System – 1.6L Duratorq–TDCi (DV) Diesel

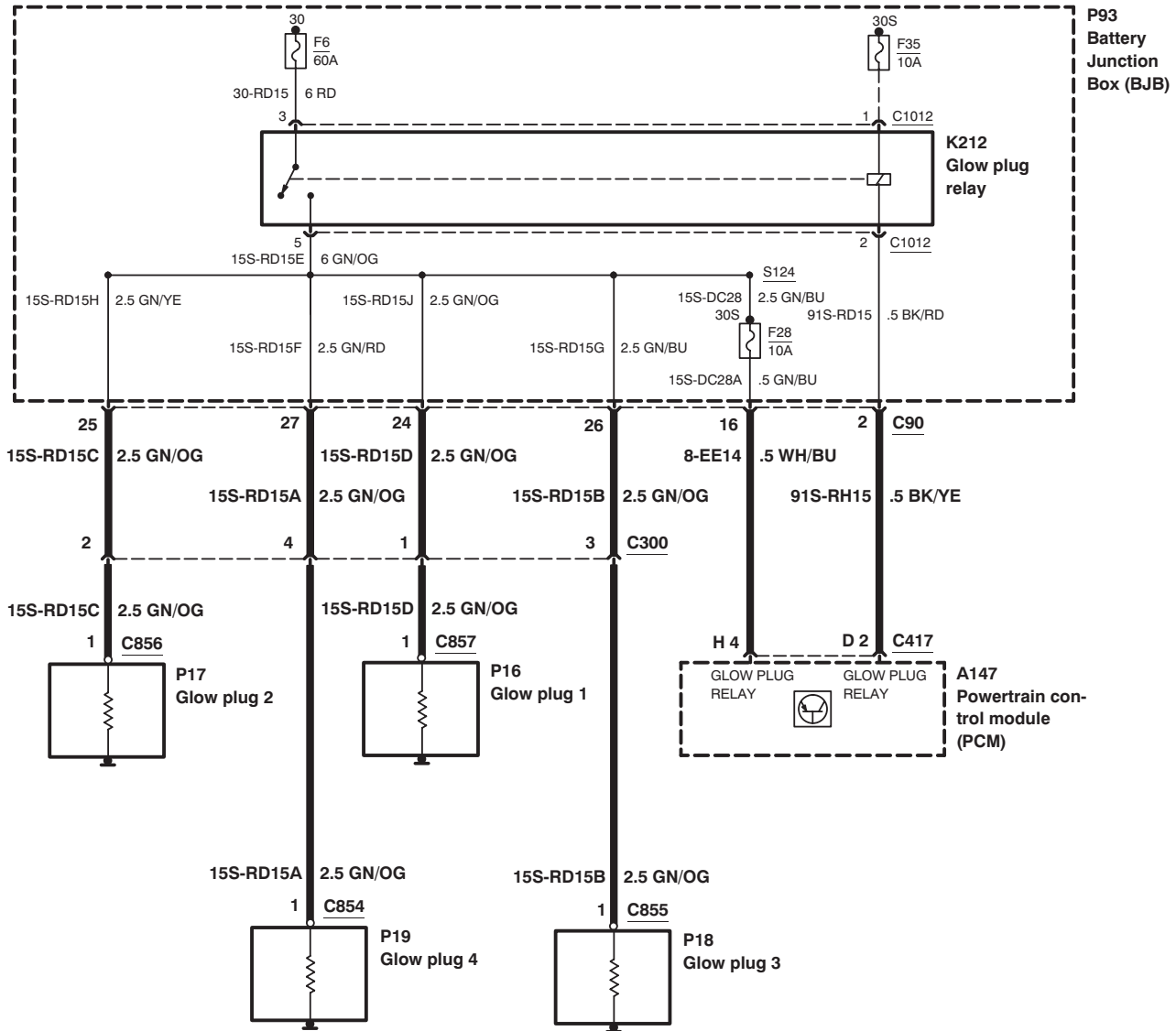


* stage V

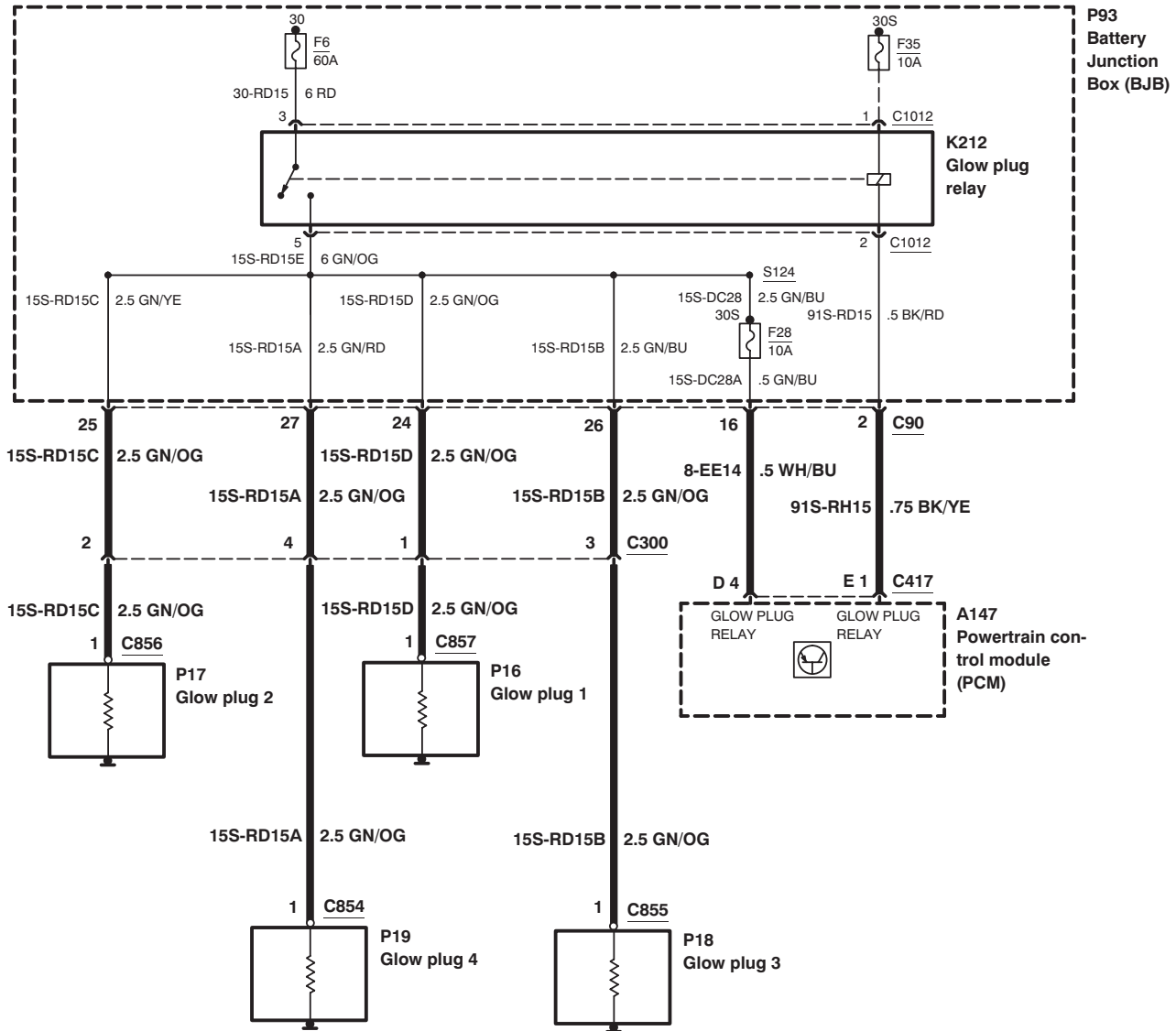
Glow Plug System – 2.0L Duratorq–TDCi (DW) Diesel, except convertible, with- out coated diesel particulate filter



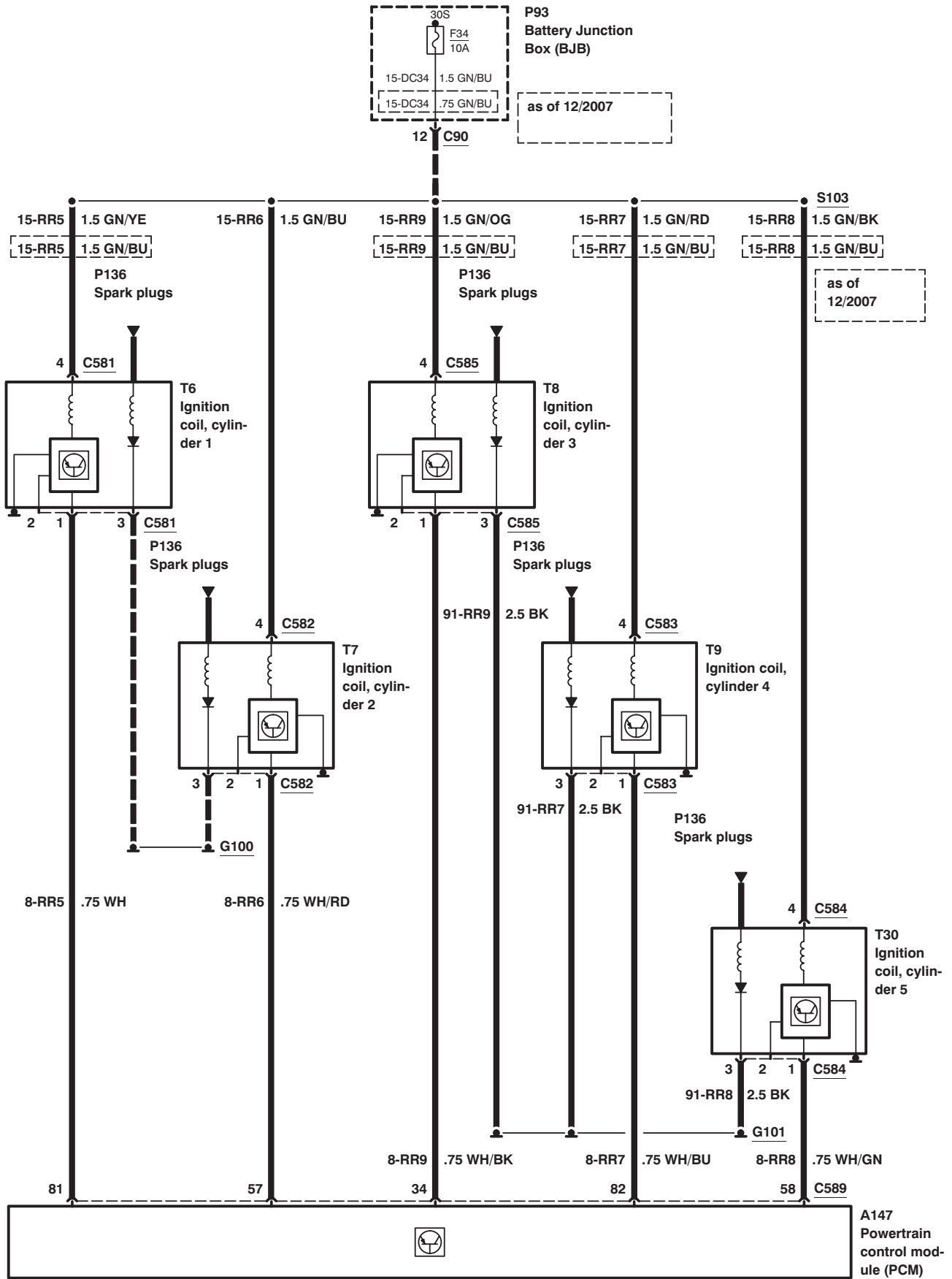
Glow Plug System – 2.0L Duratorq–TDCi (DW) Diesel, except convertible, with coated diesel particulate filter



Glow Plug System – 2.0L Duratorq–TDCi (DW) Diesel, convertible, without coated diesel particulate filter

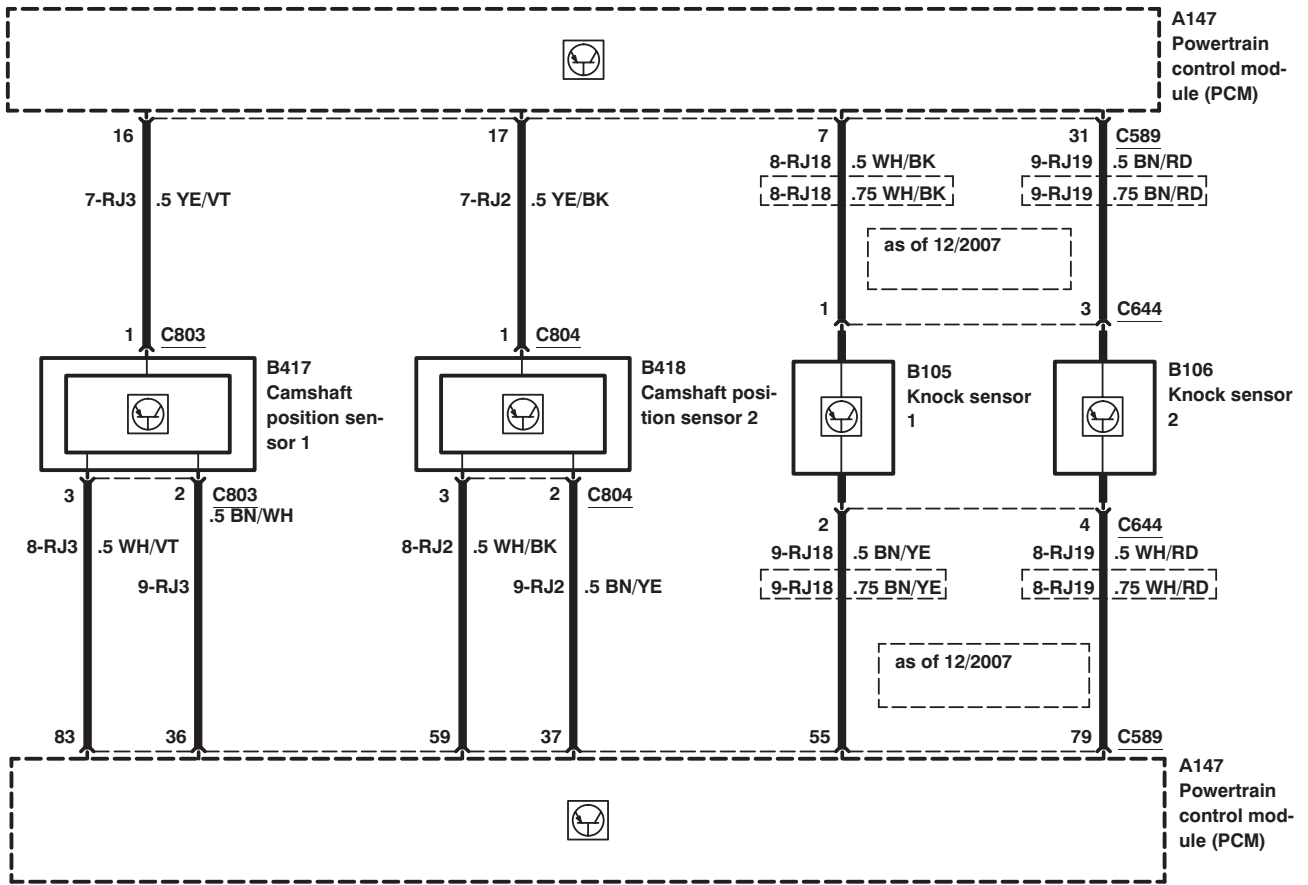


Engine Ignition – 2.5L Duratec (VI5)

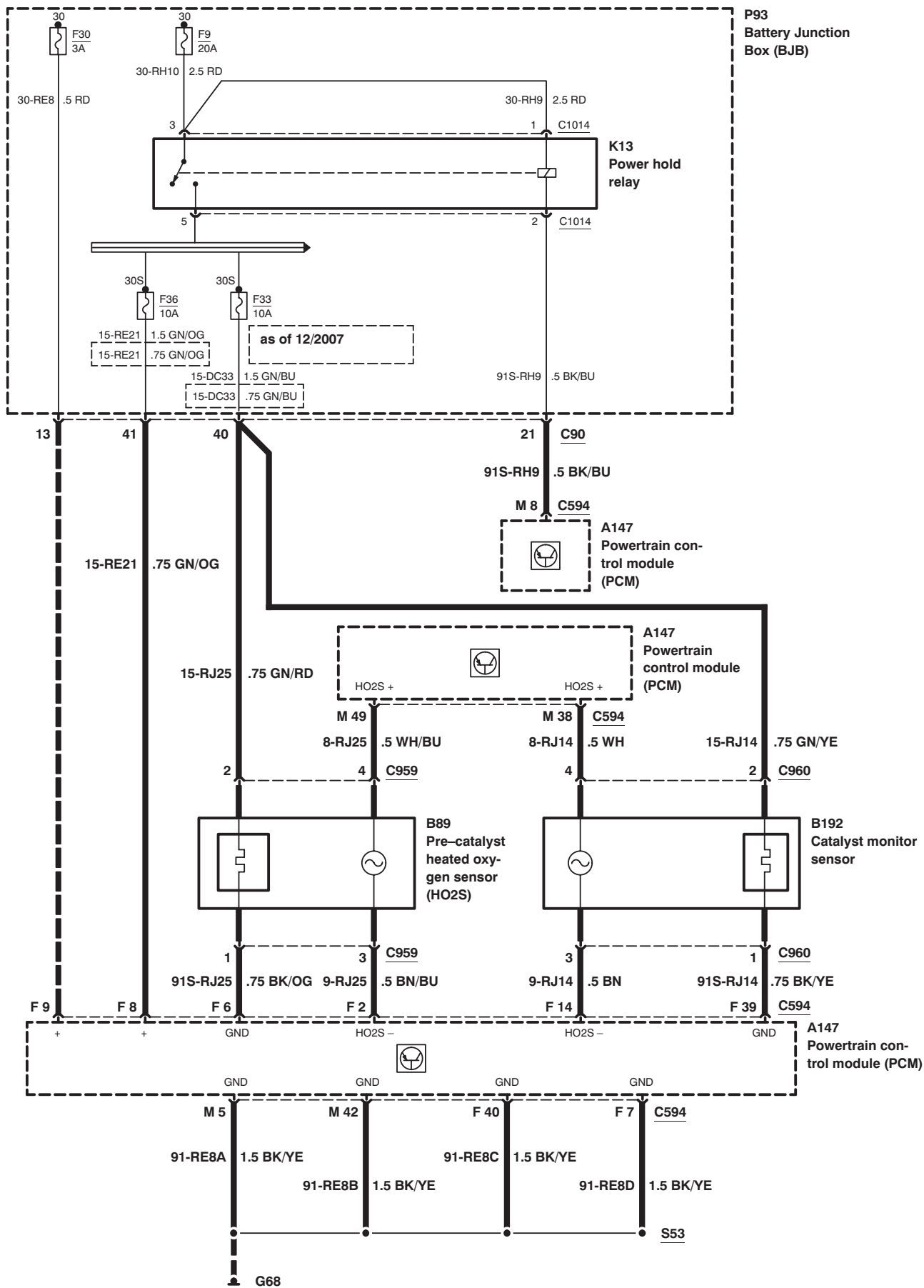


08/2008
303-07G-00-2
2007.5
Focus

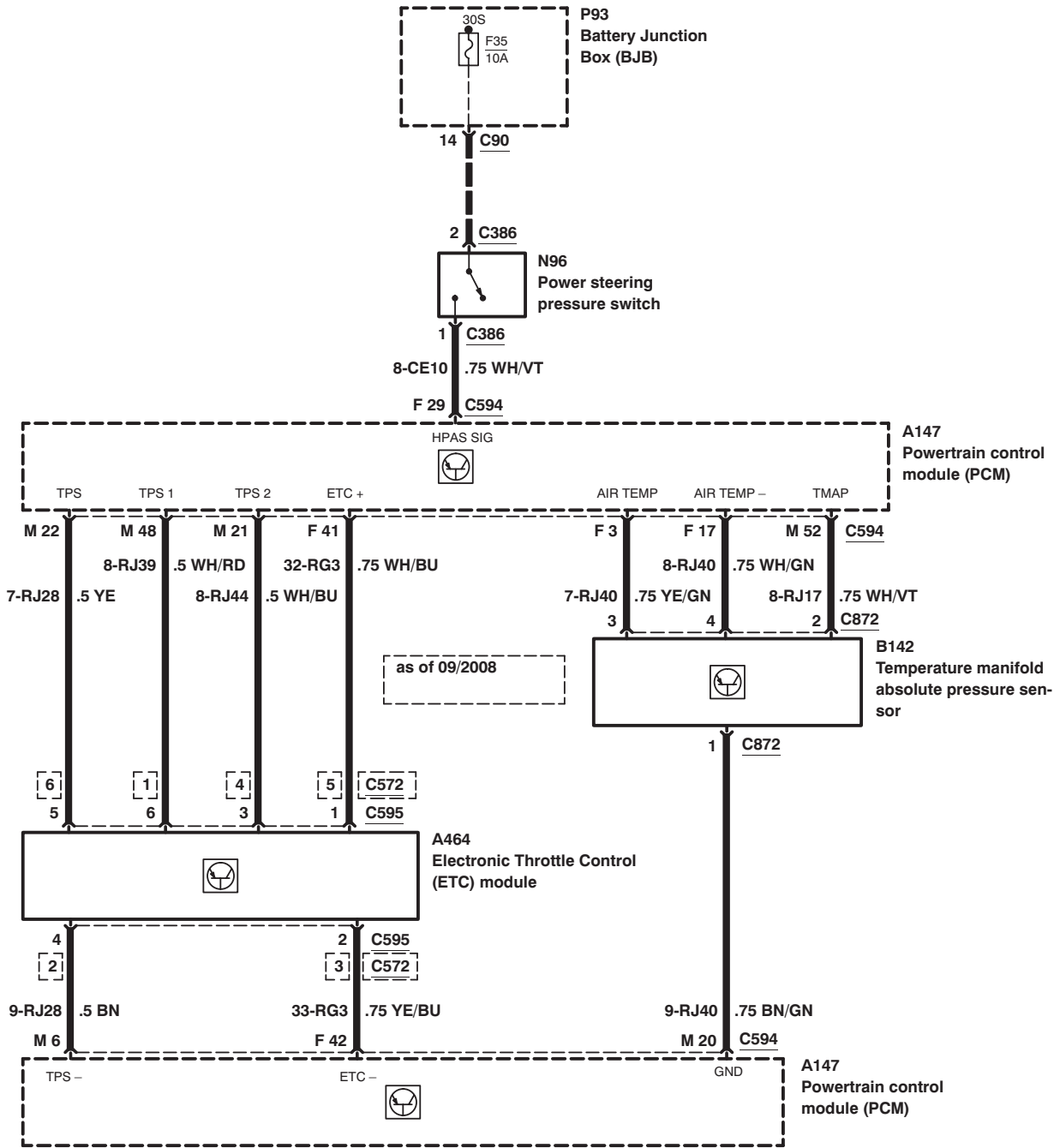
Engine Ignition – 2.5L Duratec (VI5)



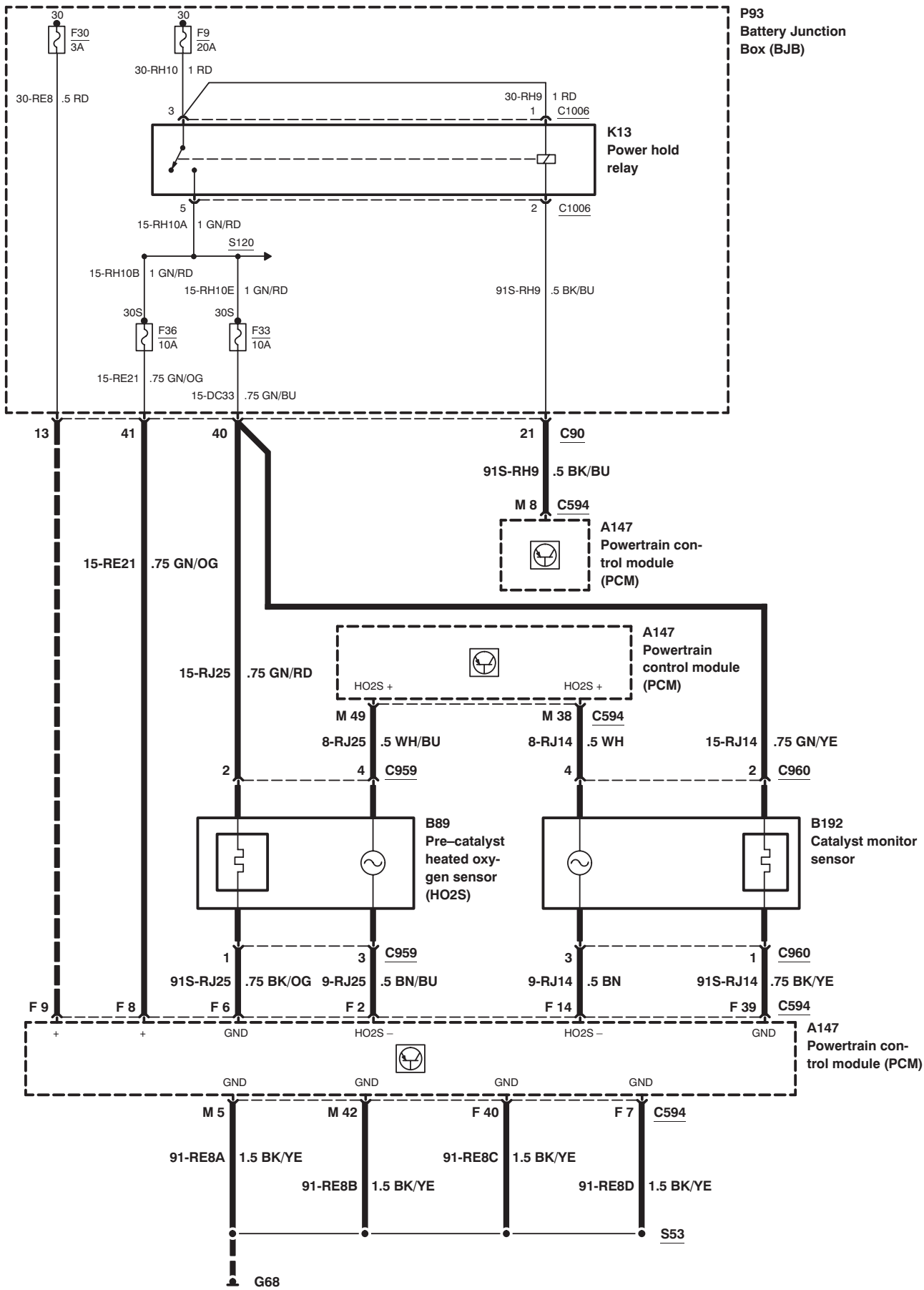
Electronic Engine Controls – 1.4/1.6L Duratec–16V (Sigma), before 08/2009



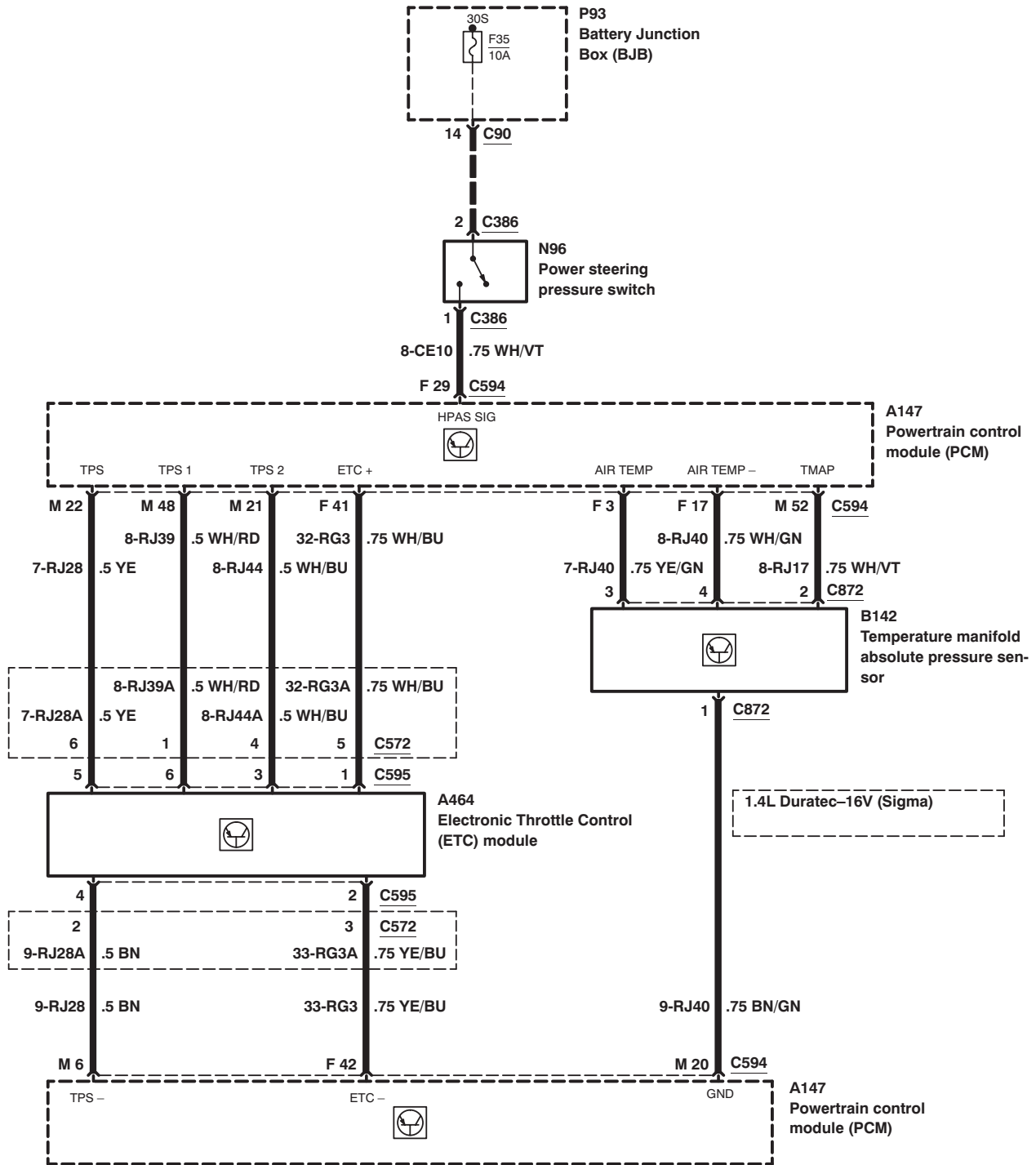
Electronic Engine Controls – 1.4/1.6L Duratec–16V (Sigma), before 08/2009



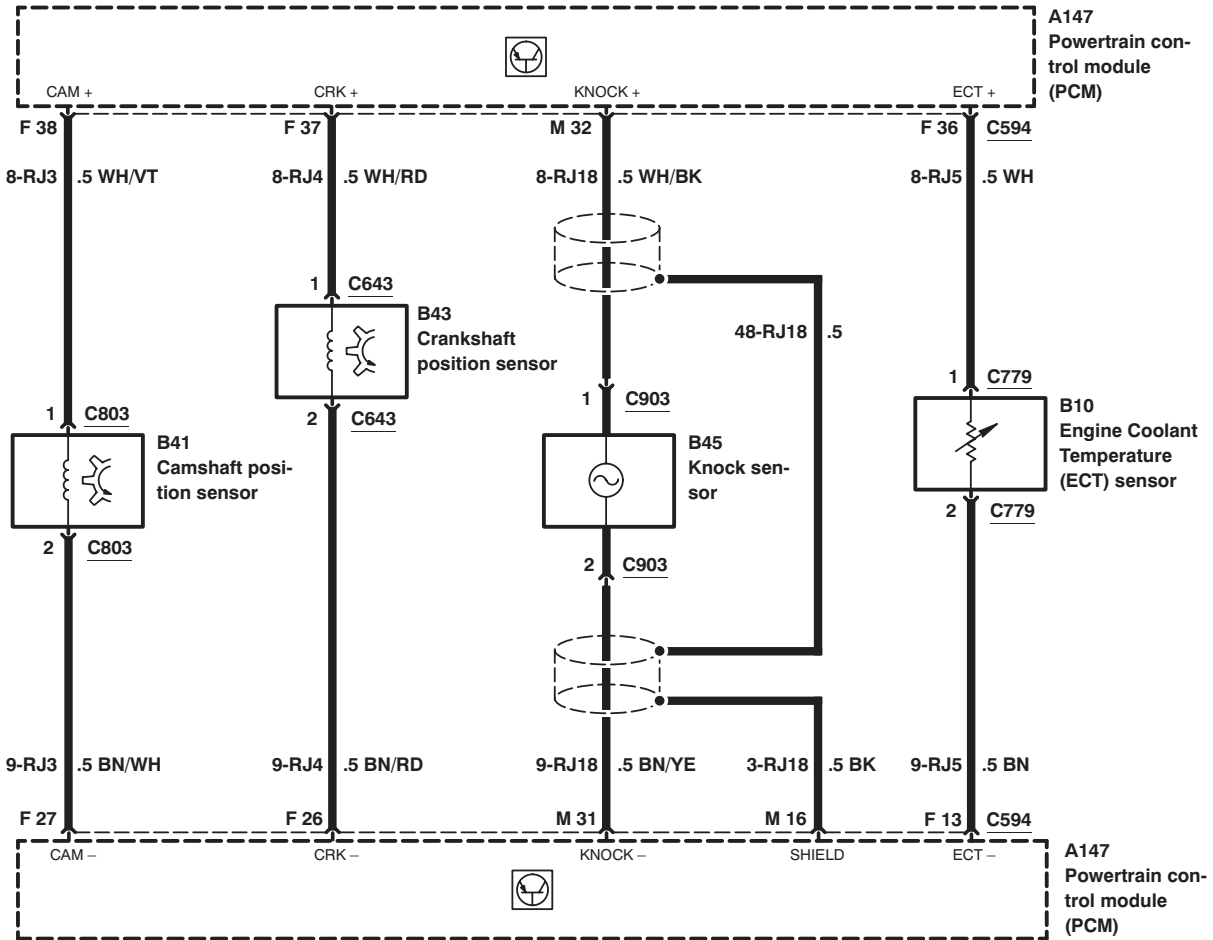
Electronic Engine Controls – 1.4/1.6L Duratec–16V (Sigma), as of 08/2009



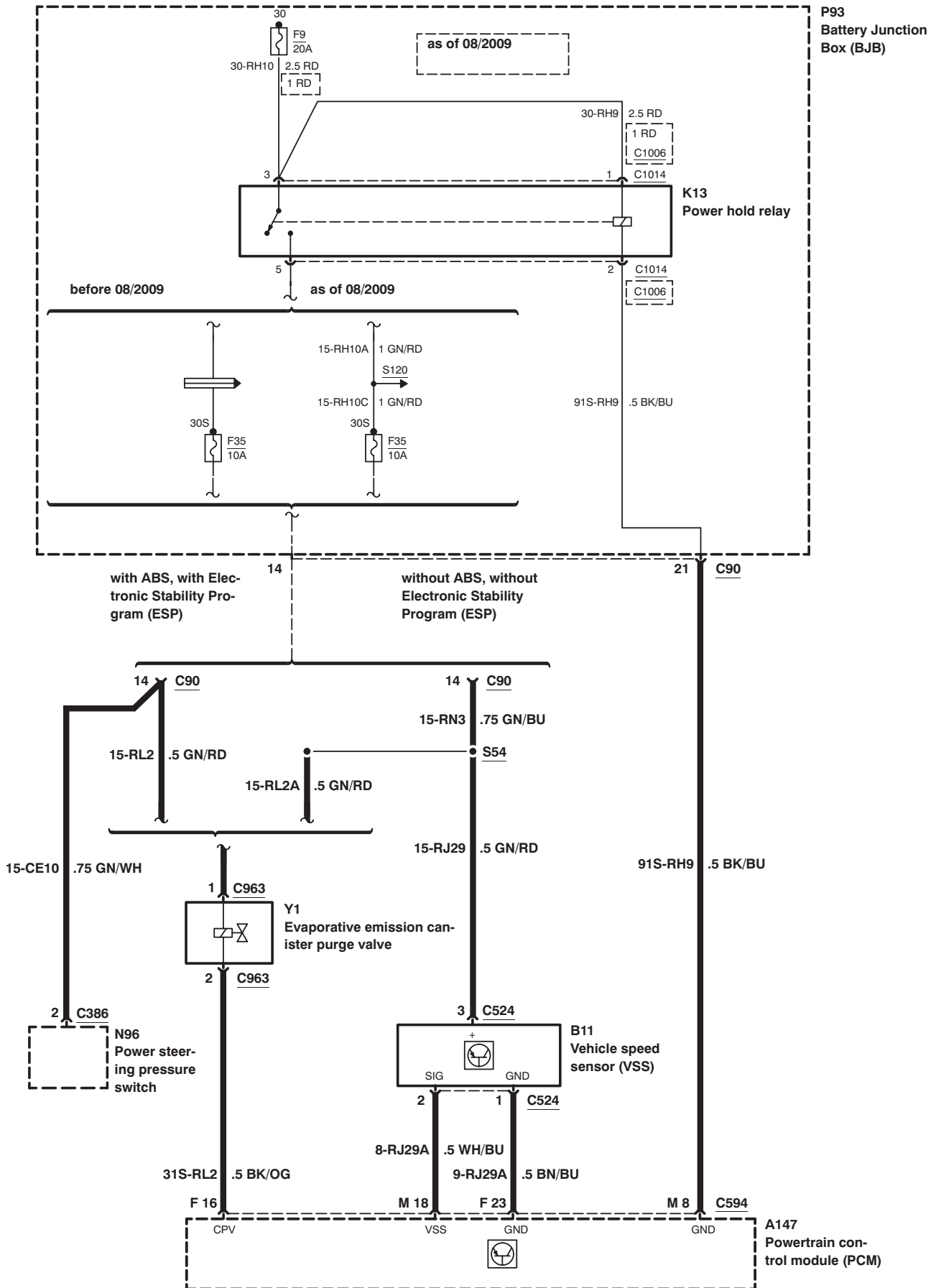
Electronic Engine Controls – 1.4/1.6L Duratec–16V (Sigma), as of 08/2009



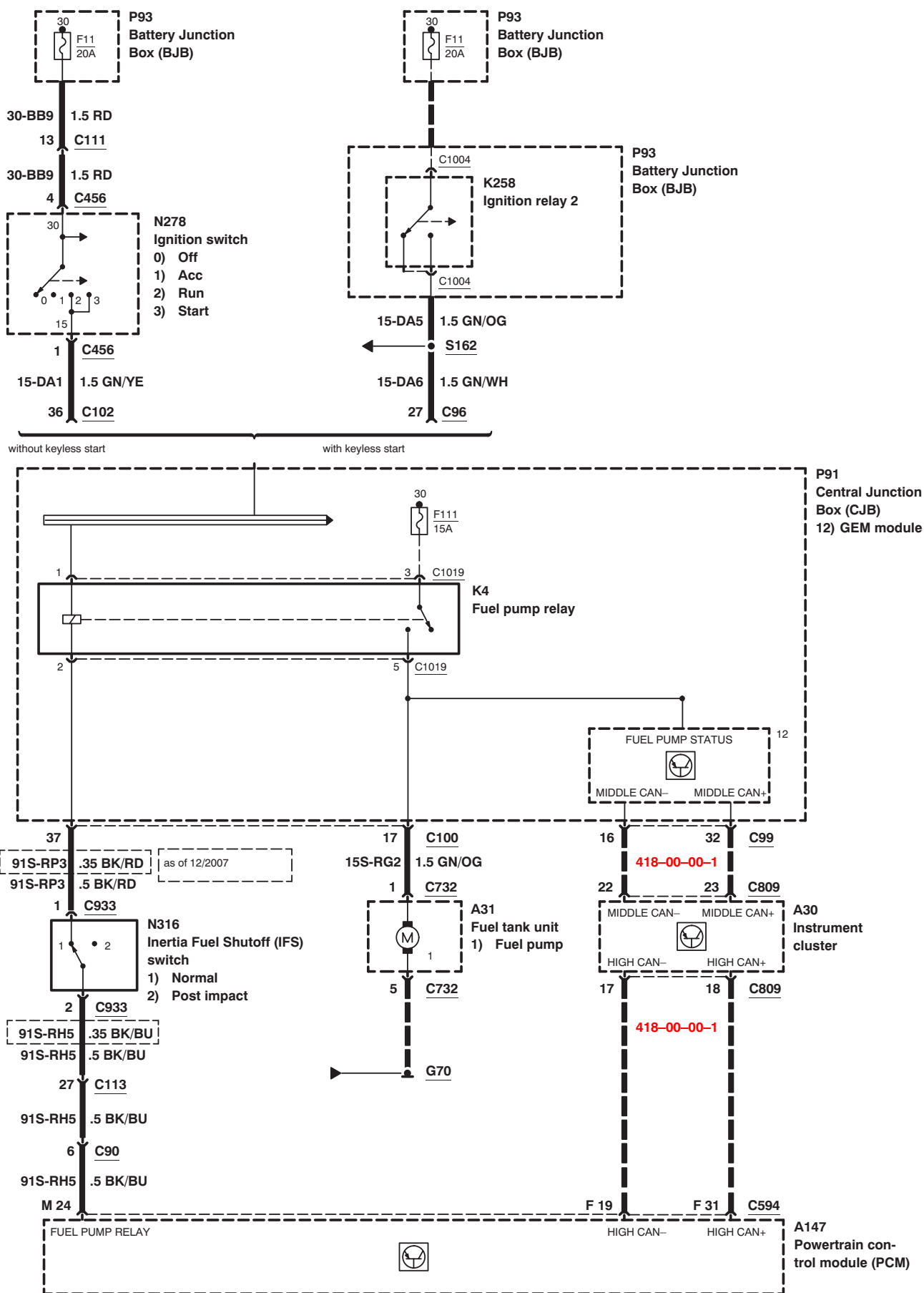
Electronic Engine Controls – 1.4/1.6L Duratec–16V (Sigma)



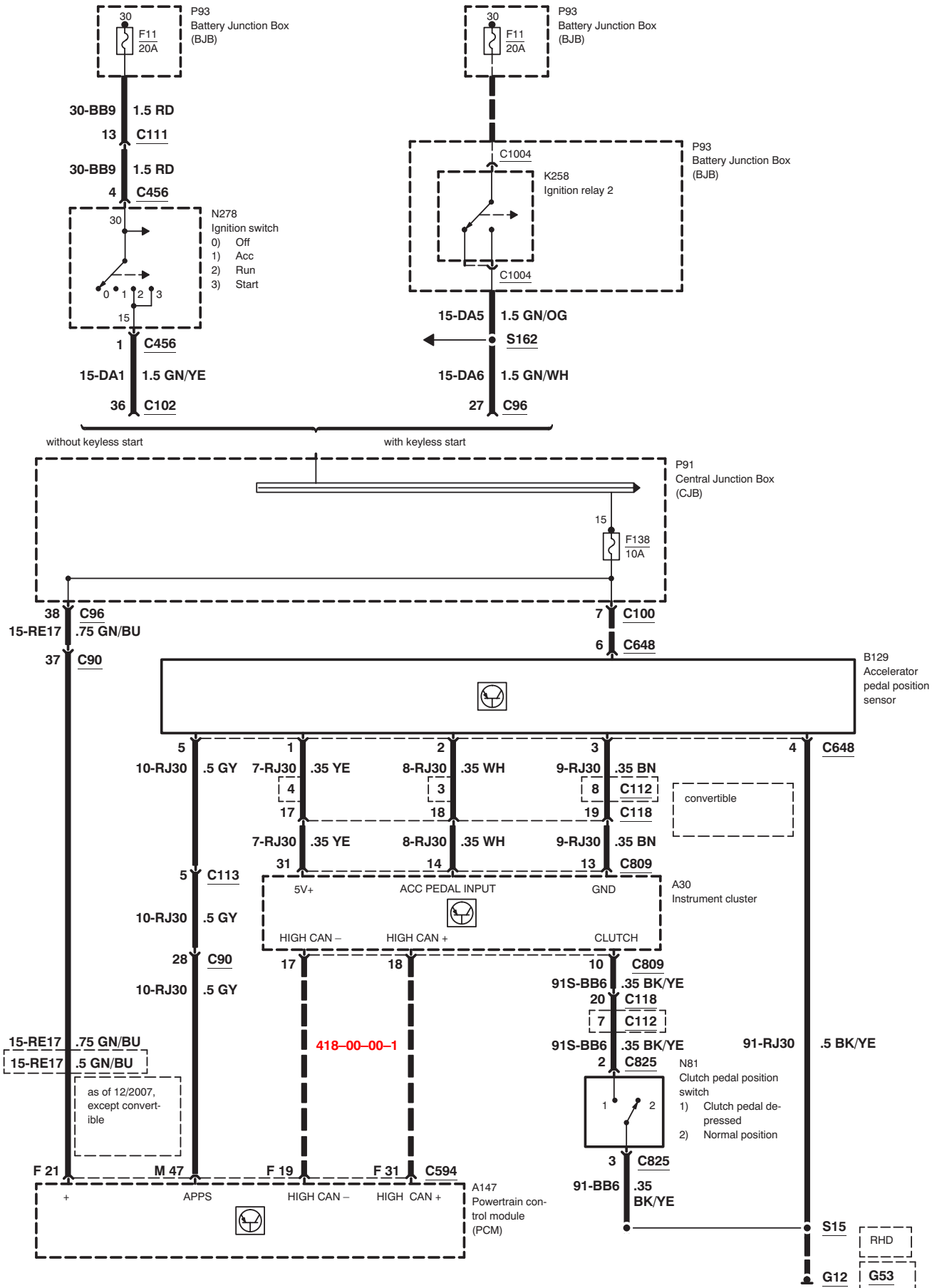
Electronic Engine Controls – 1.4/1.6L Duratec–16V (Sigma)



Electronic Engine Controls – 1.4/1.6L Duratec–16V (Sigma)

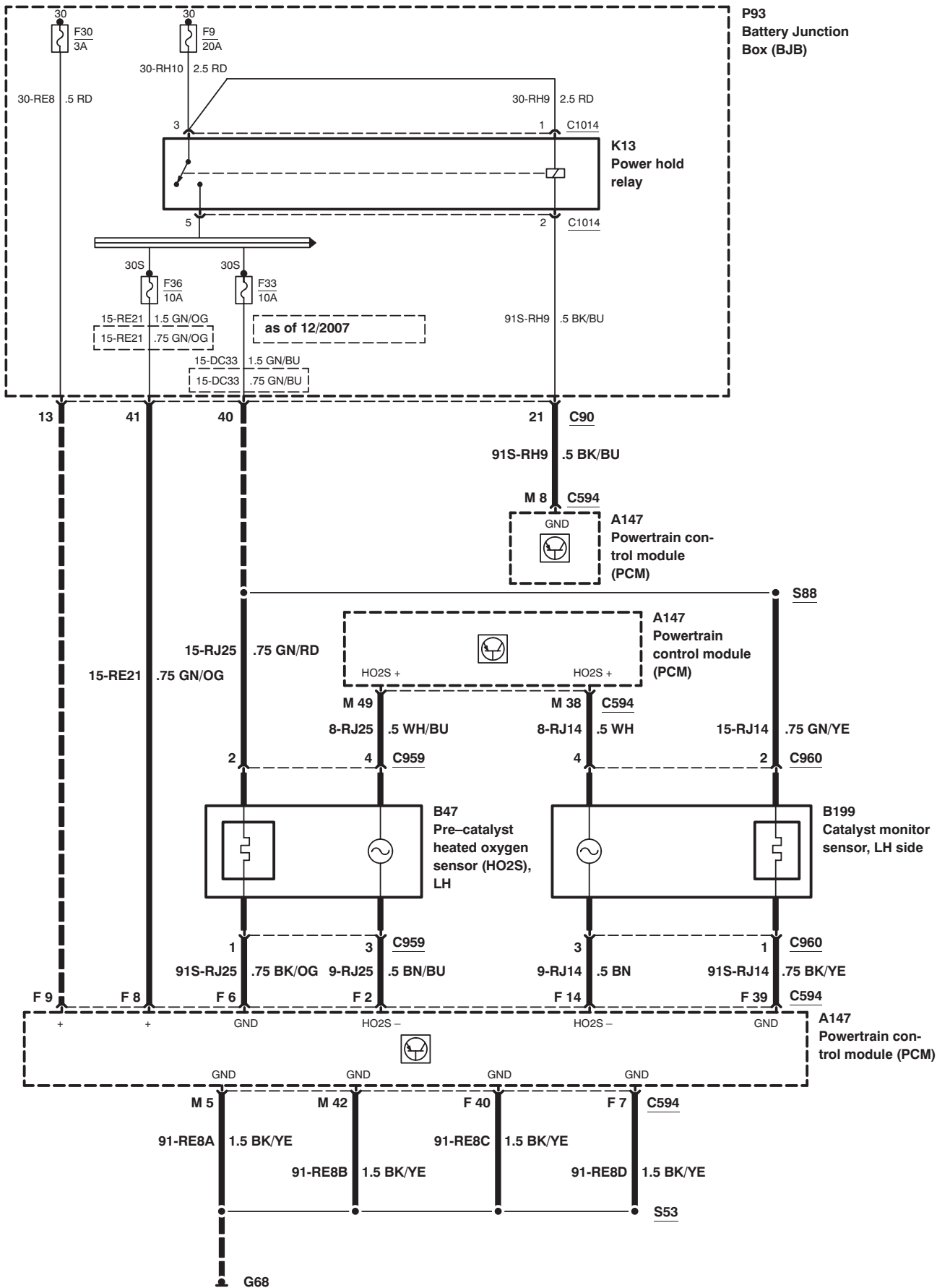


Electronic Engine Controls – 1.4/1.6L Duratec–16V (Sigma)

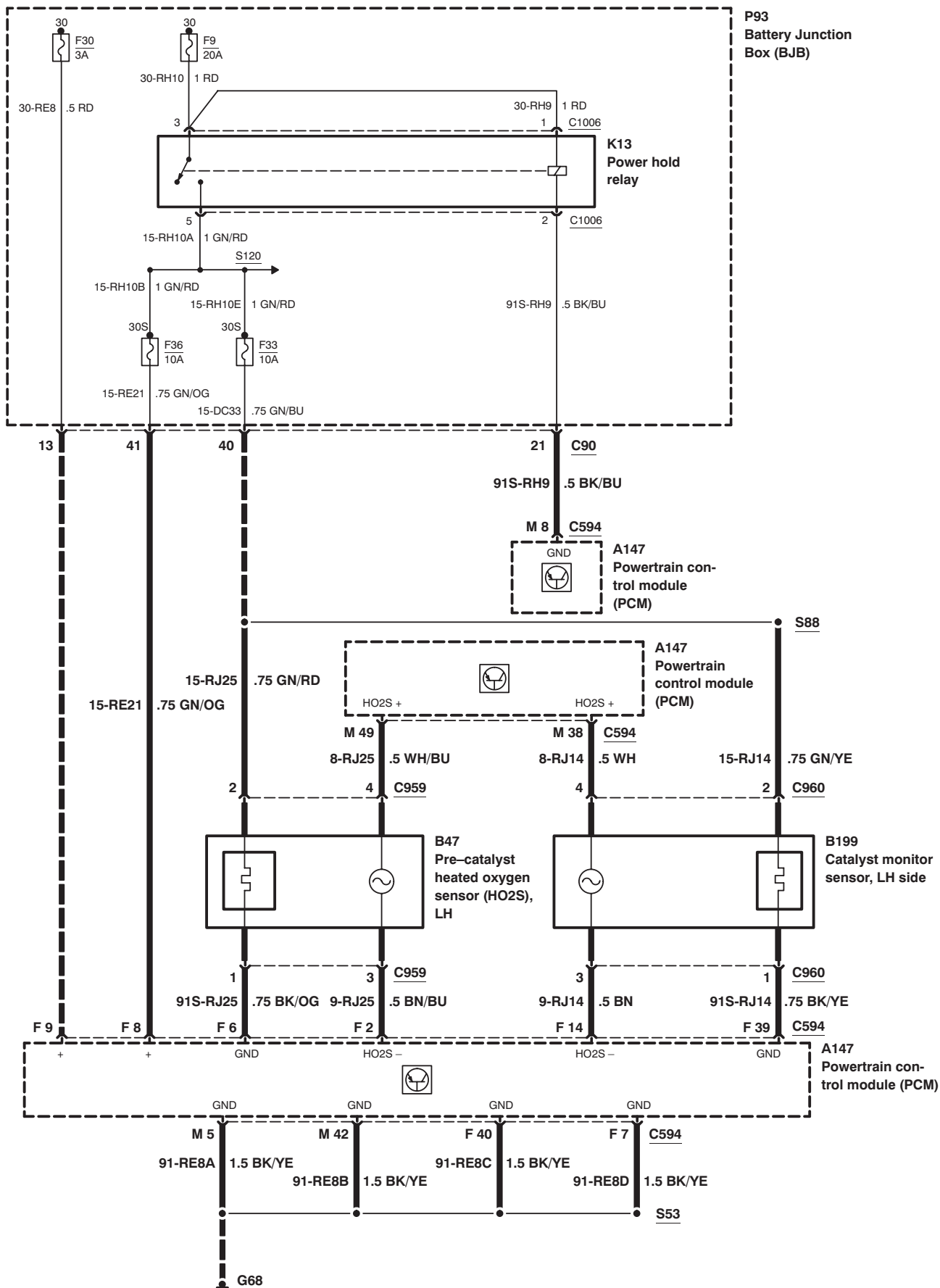


Electronic Engine Controls – 1.6L Duratec–16V Ti–VCT (Sigma), before 08/2009

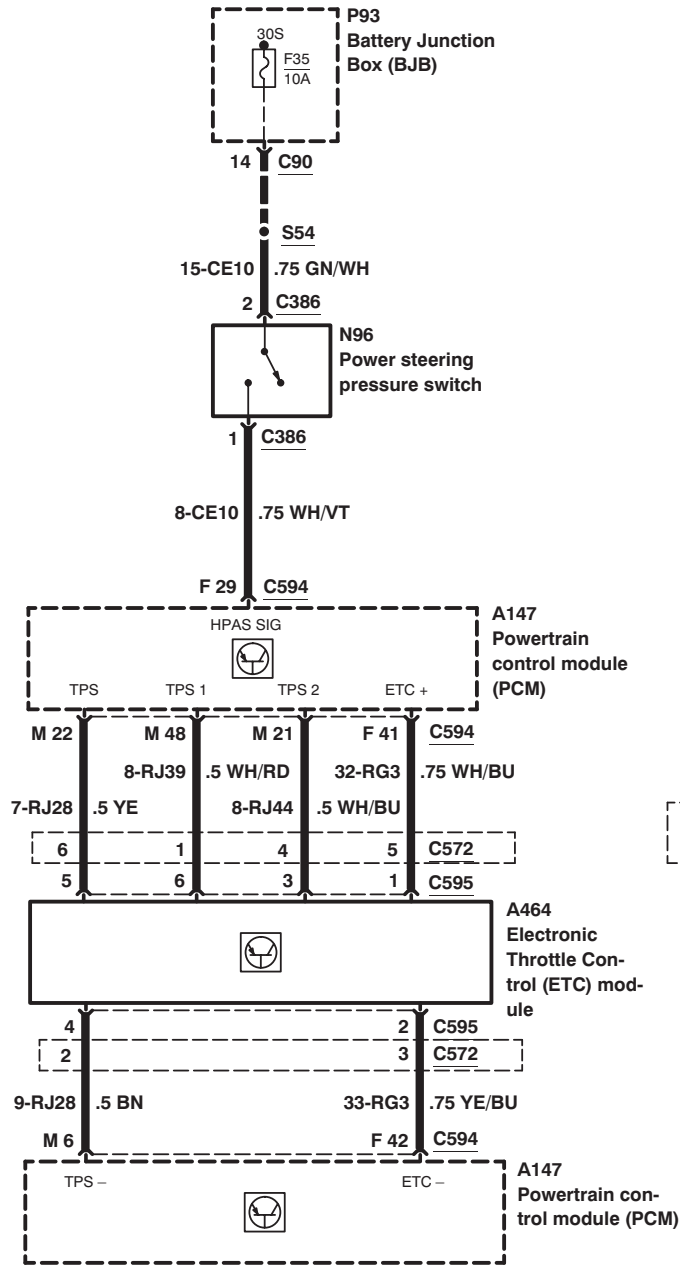
10/2009
303-14B-00-1
2007.5
Focus



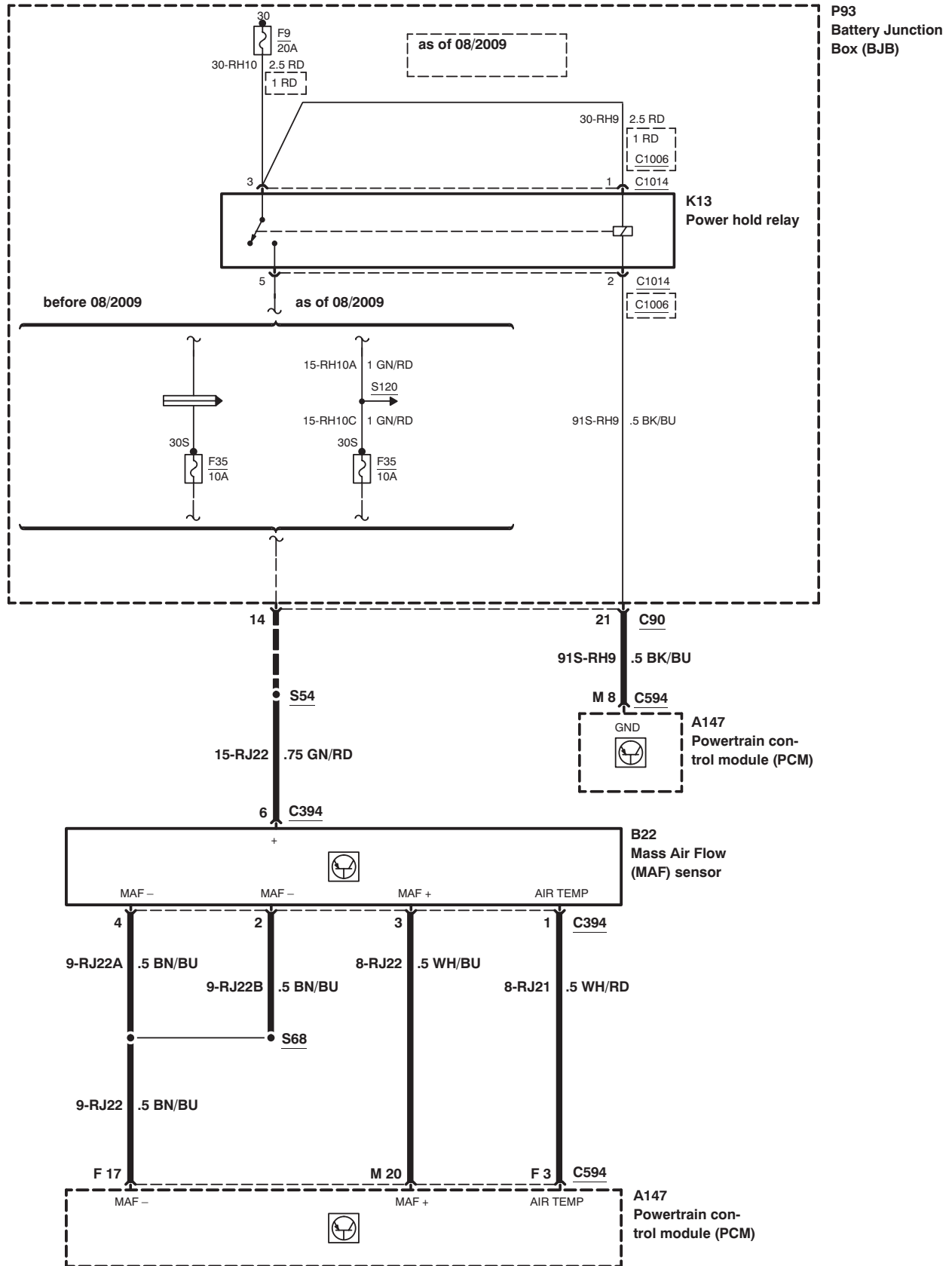
Electronic Engine Controls – 1.6L Duratec–16V Ti–VCT (Sigma), as of 08/2009



Electronic Engine Controls – 1.6L Duratec–16V Ti–VCT (Sigma)

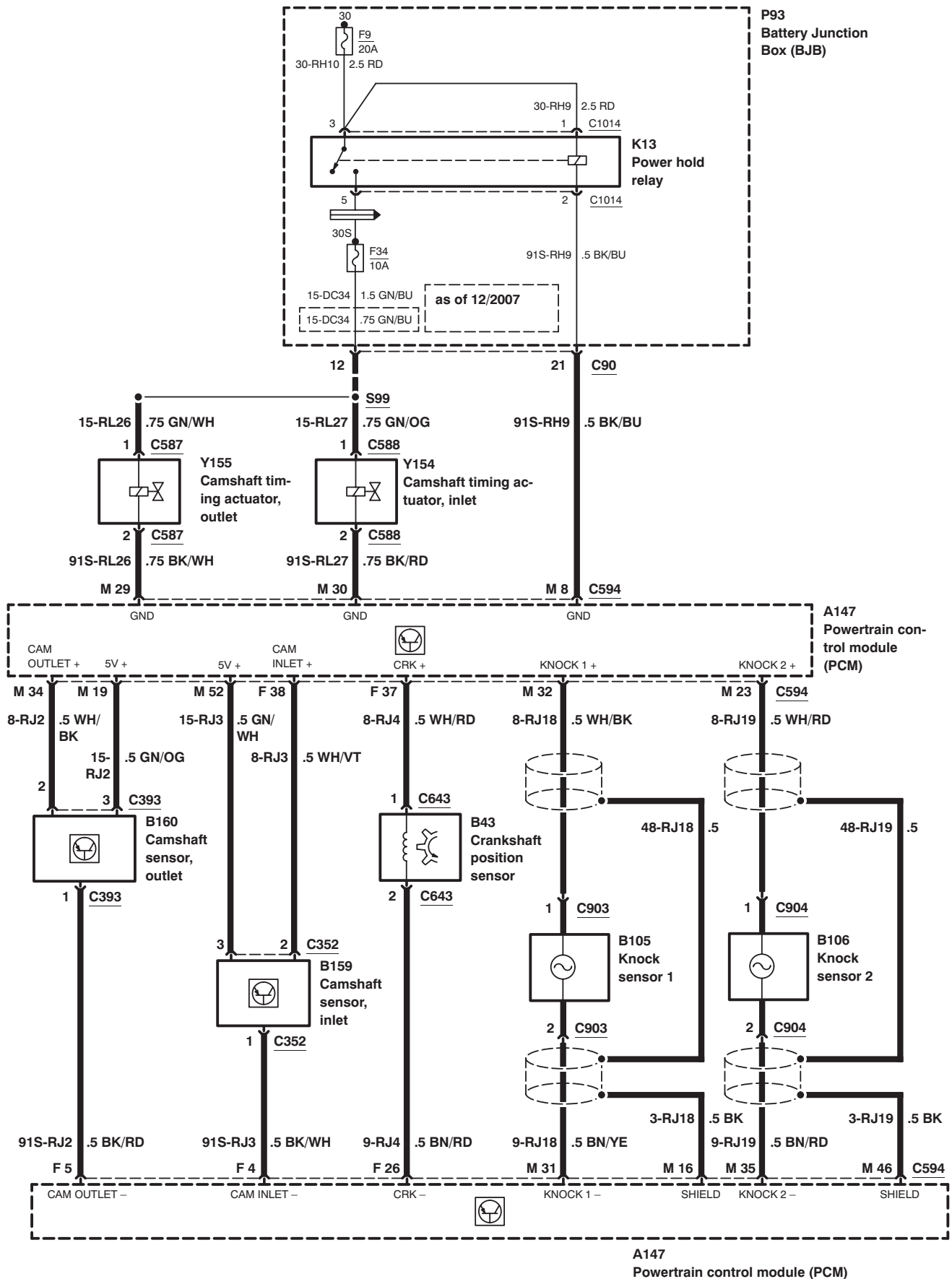


Electronic Engine Controls – 1.6L Duratec–16V Ti–VCT (Sigma)



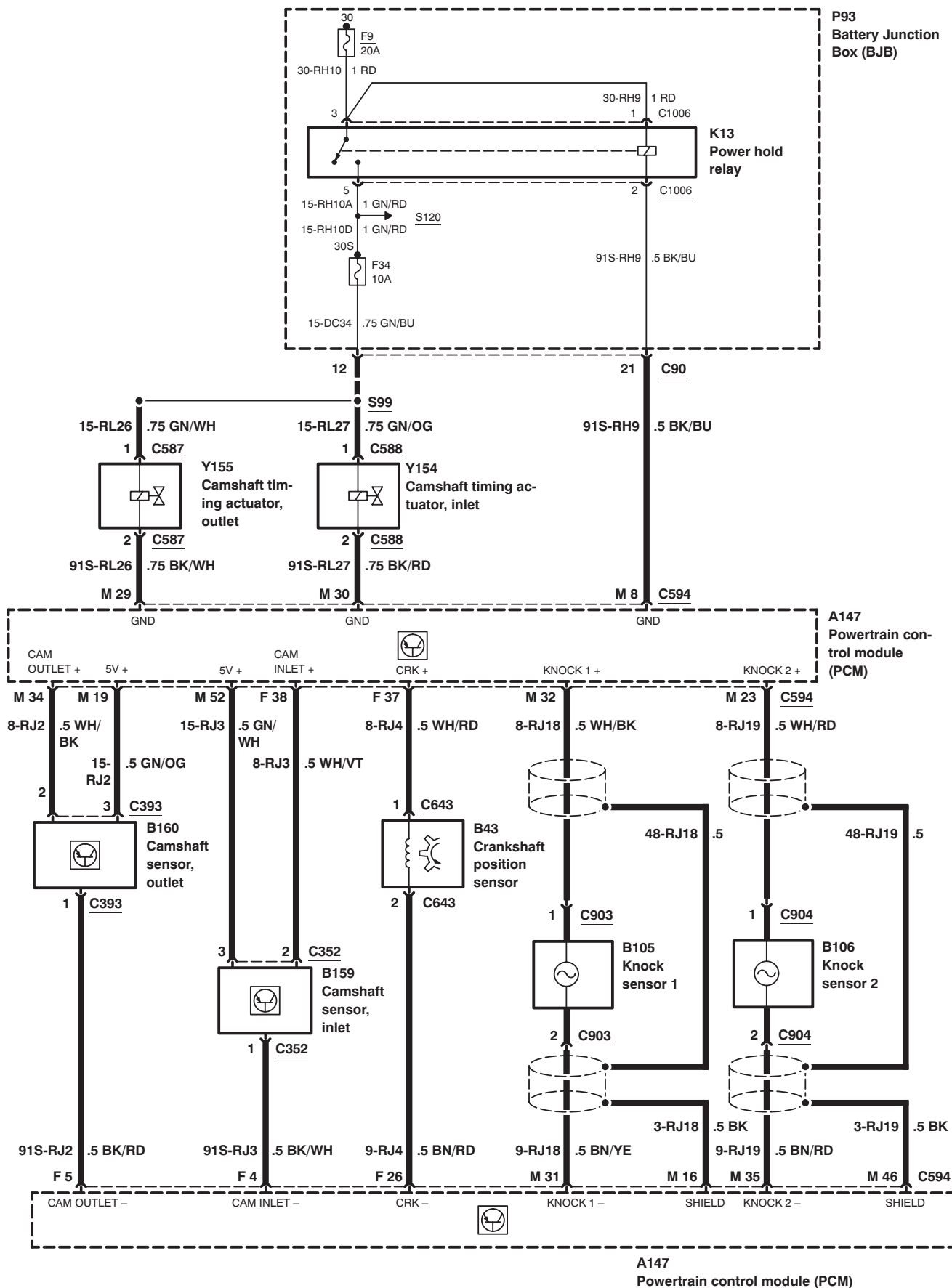
Electronic Engine Controls – 1.6L Duratec–16V Ti–VCT (Sigma), before 08/2009

10/2009
303-14B-00-5
2007.5
Focus

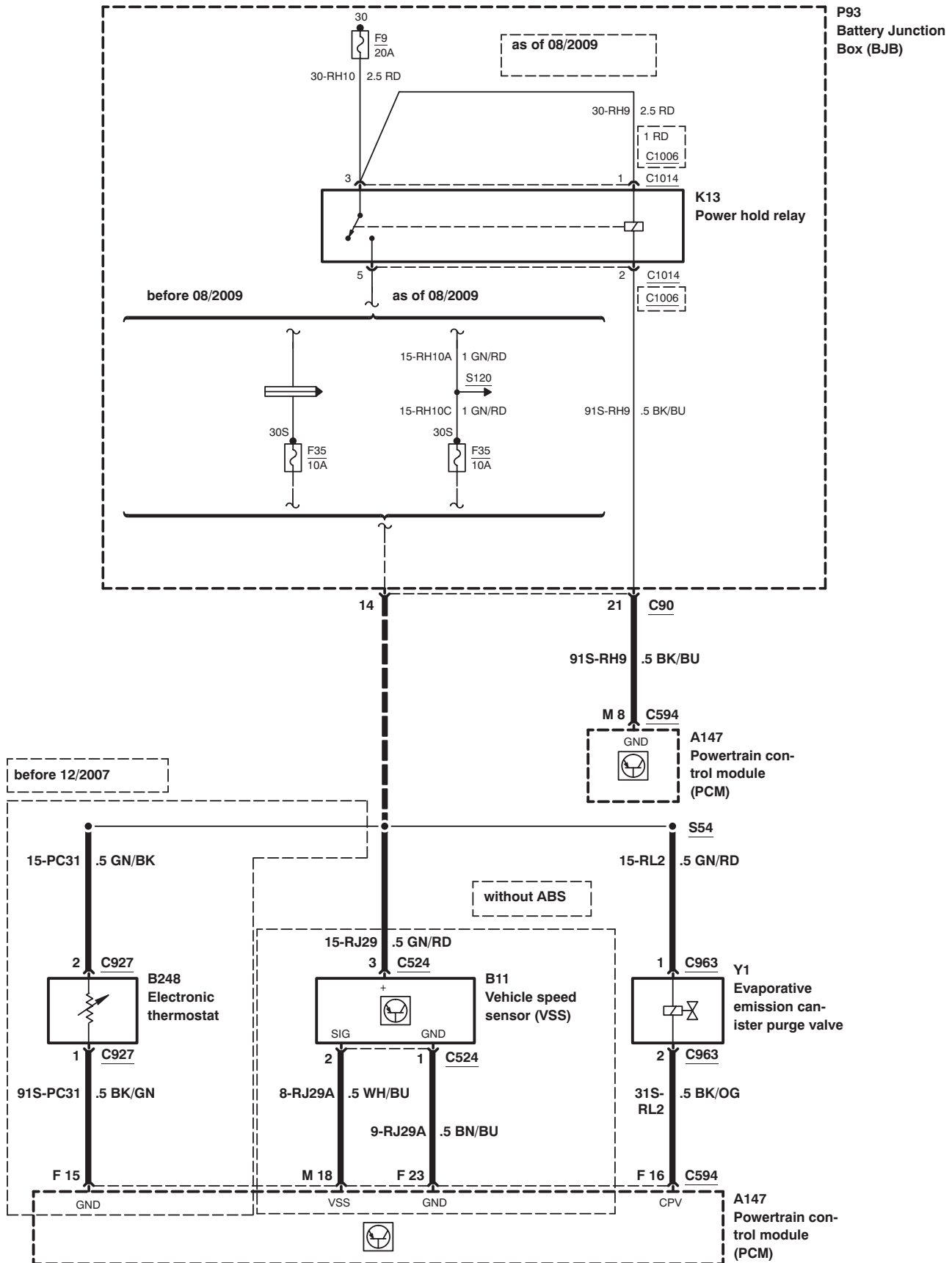


Electronic Engine Controls – 1.6L Duratec–16V Ti–VCT (Sigma), as of 08/2009

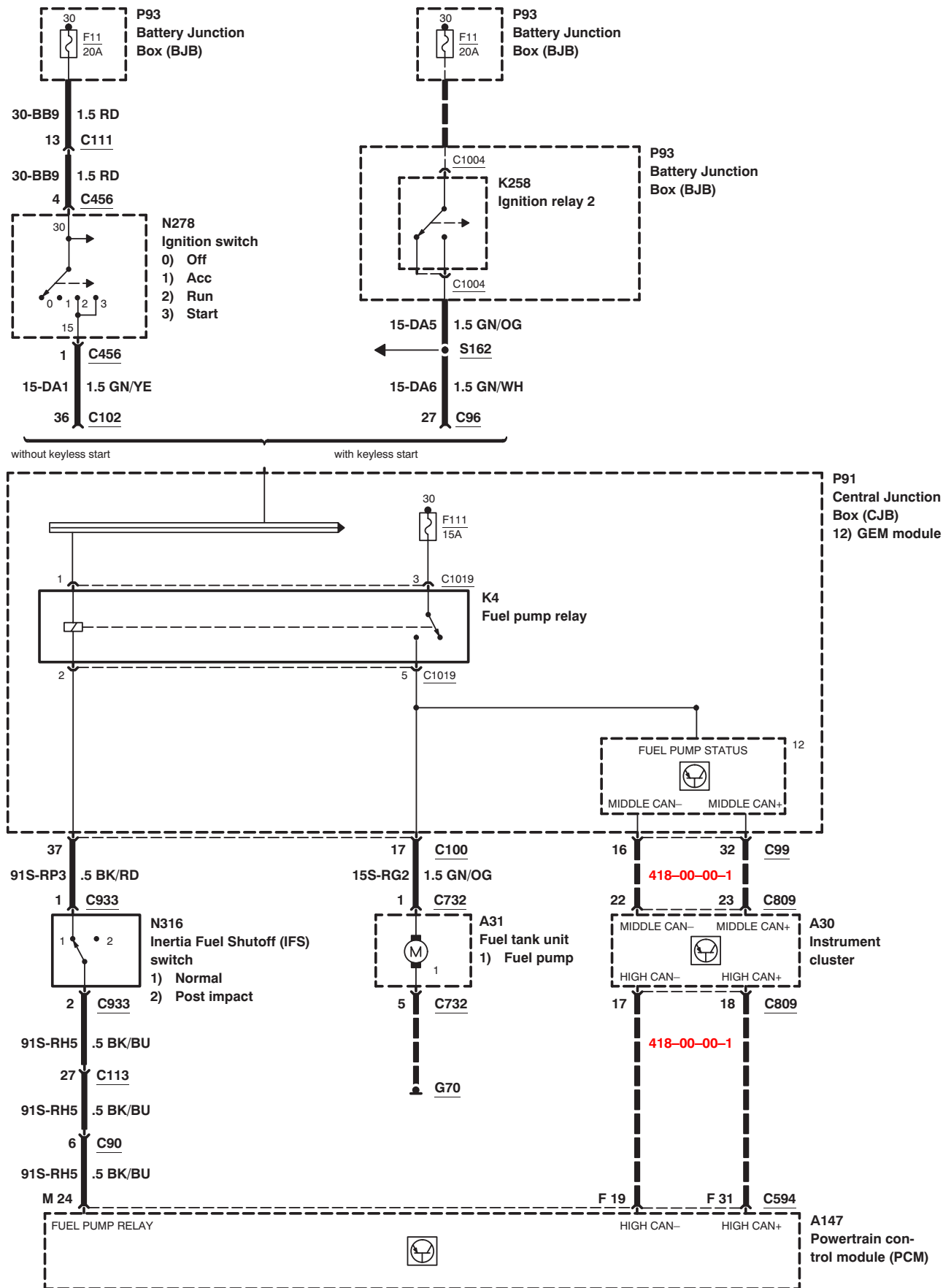
10/2009
303-14B-00-6
2010
Focus



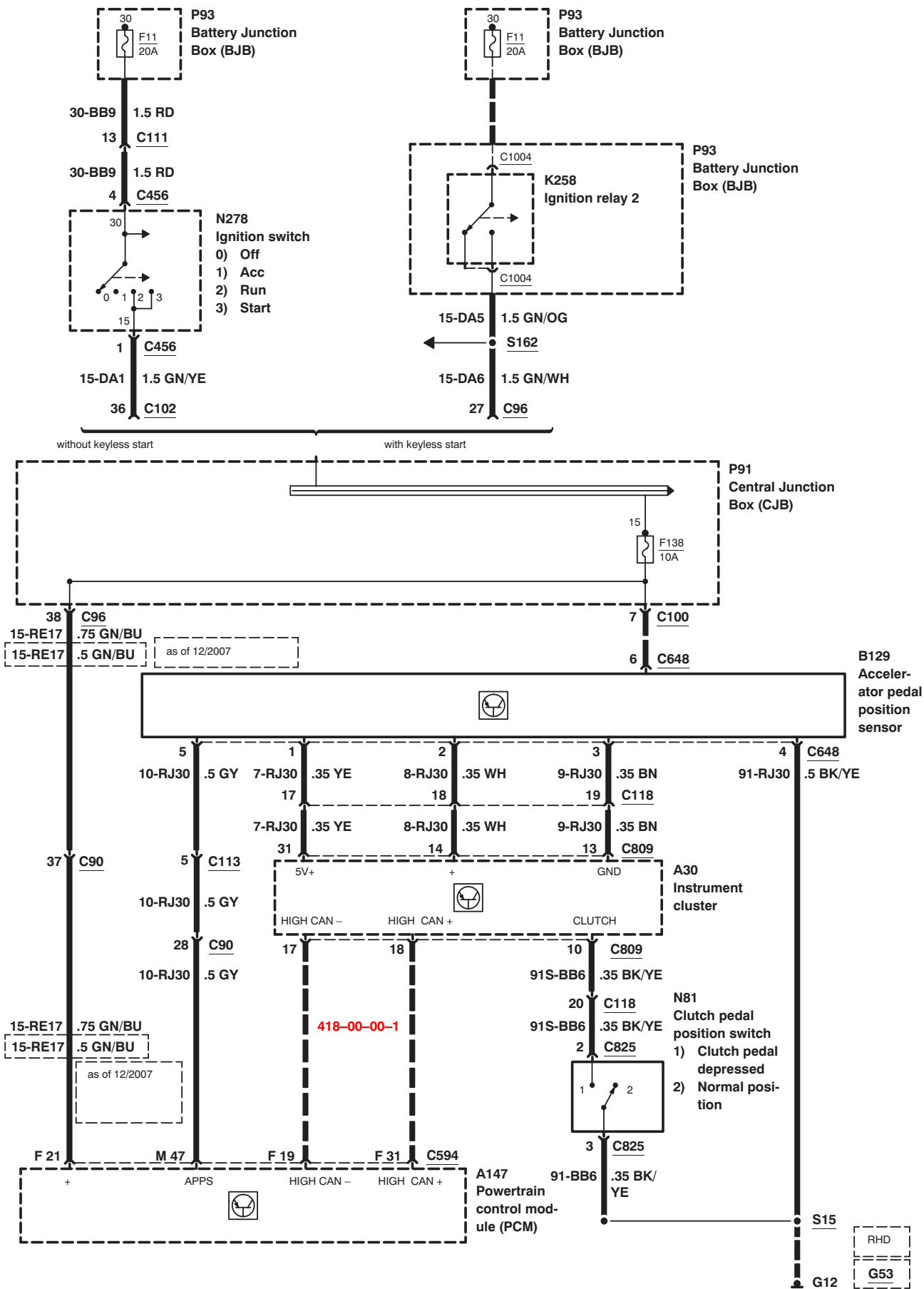
Electronic Engine Controls – 1.6L Duratec–16V Ti–VCT (Sigma)



Electronic Engine Controls – 1.6L Duratec–16V Ti–VCT (Sigma)

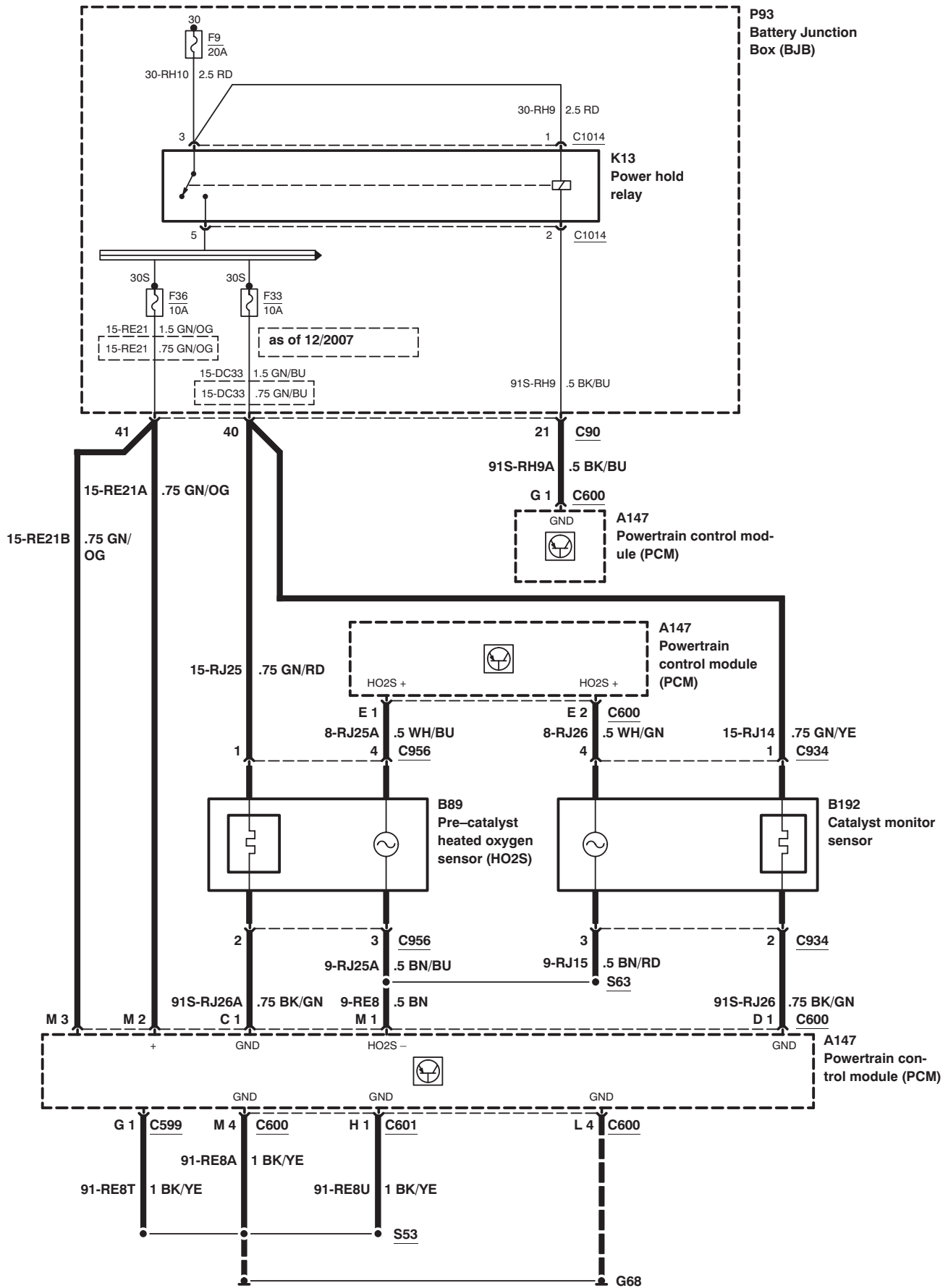


Electronic Engine Controls – 1.6L Duratec–16V Ti–VCT (Sigma)

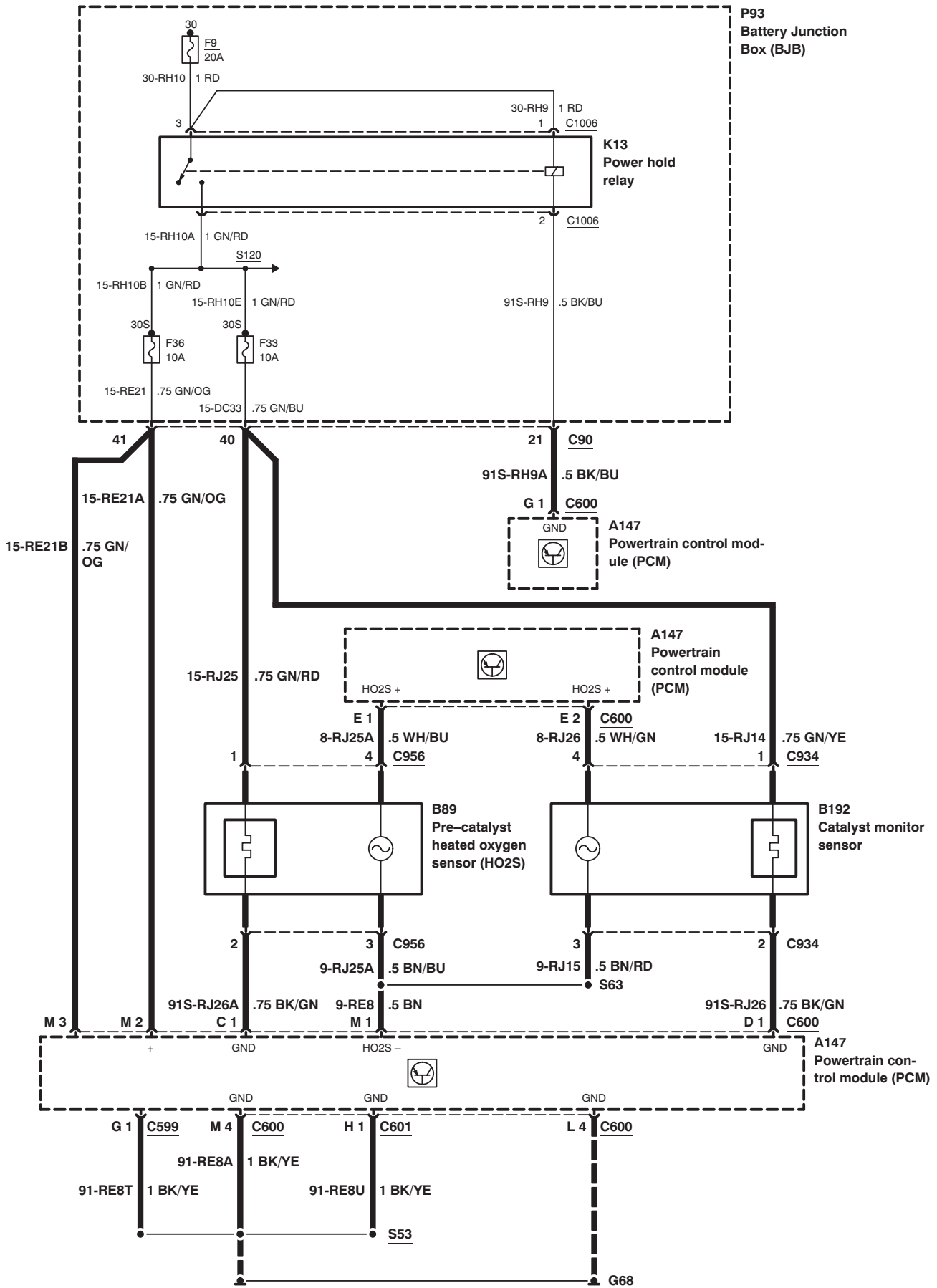


Electronic Engine Controls – 1.8/2.0L Duratec-HE (MI4), before 08/2009

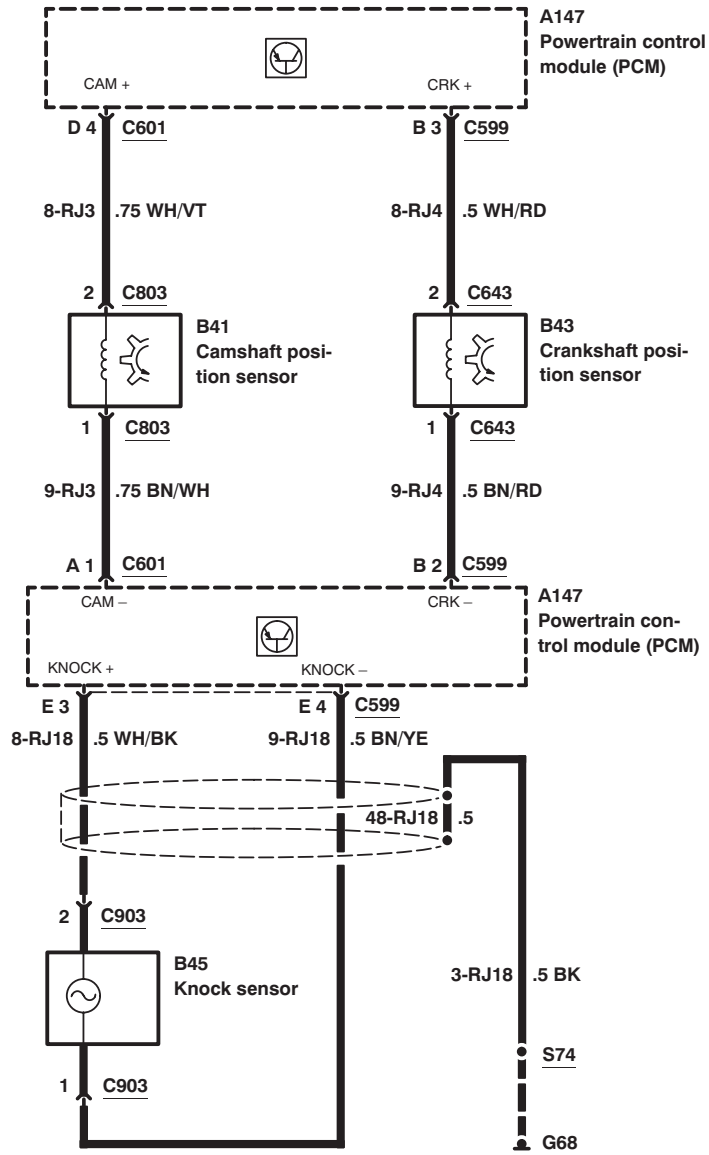
10/2009
303-14C-00-1
2007.5
Focus



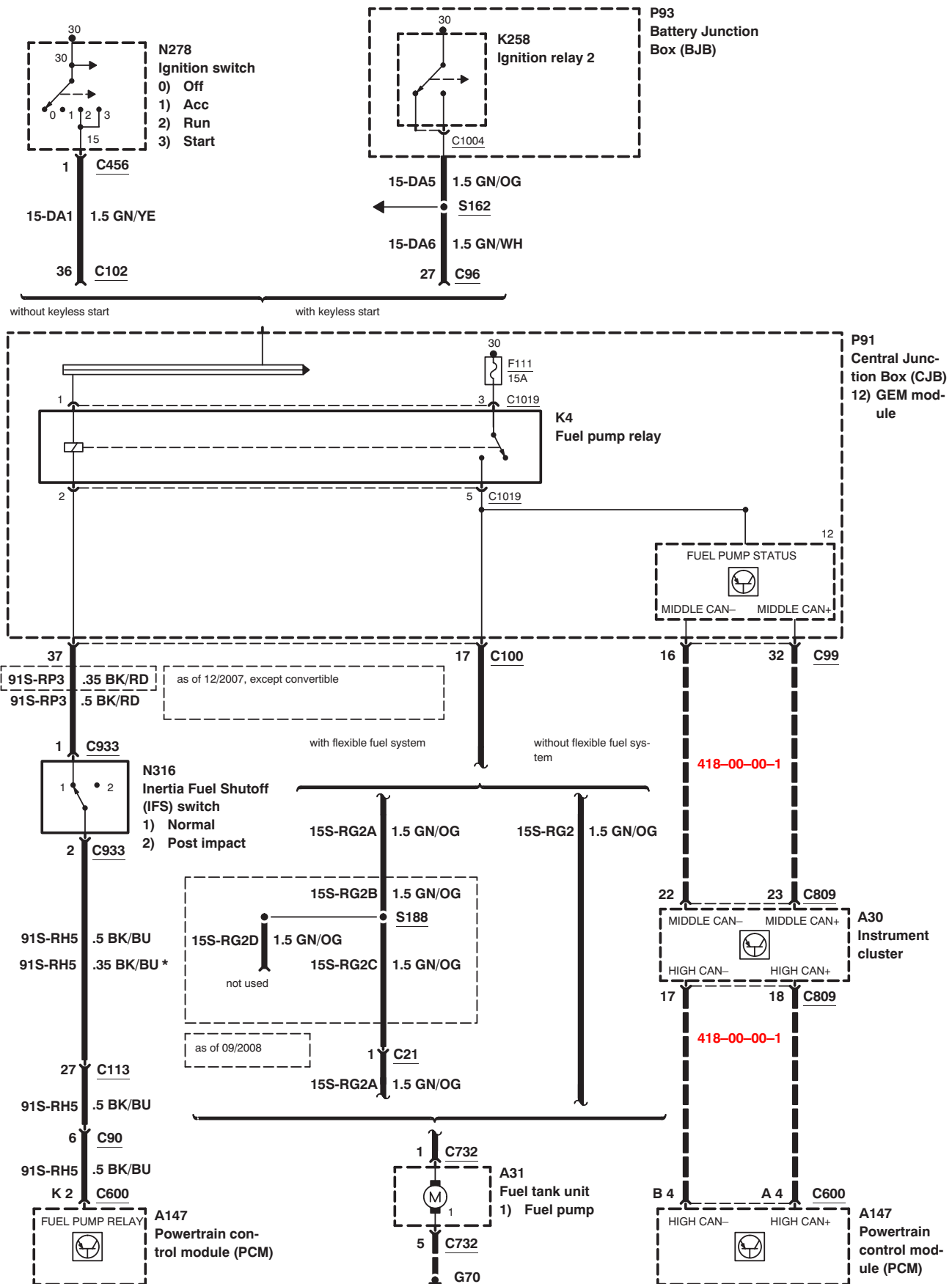
Electronic Engine Controls – 1.8/2.0L Duratec-HE (MI4), as of 08/2009



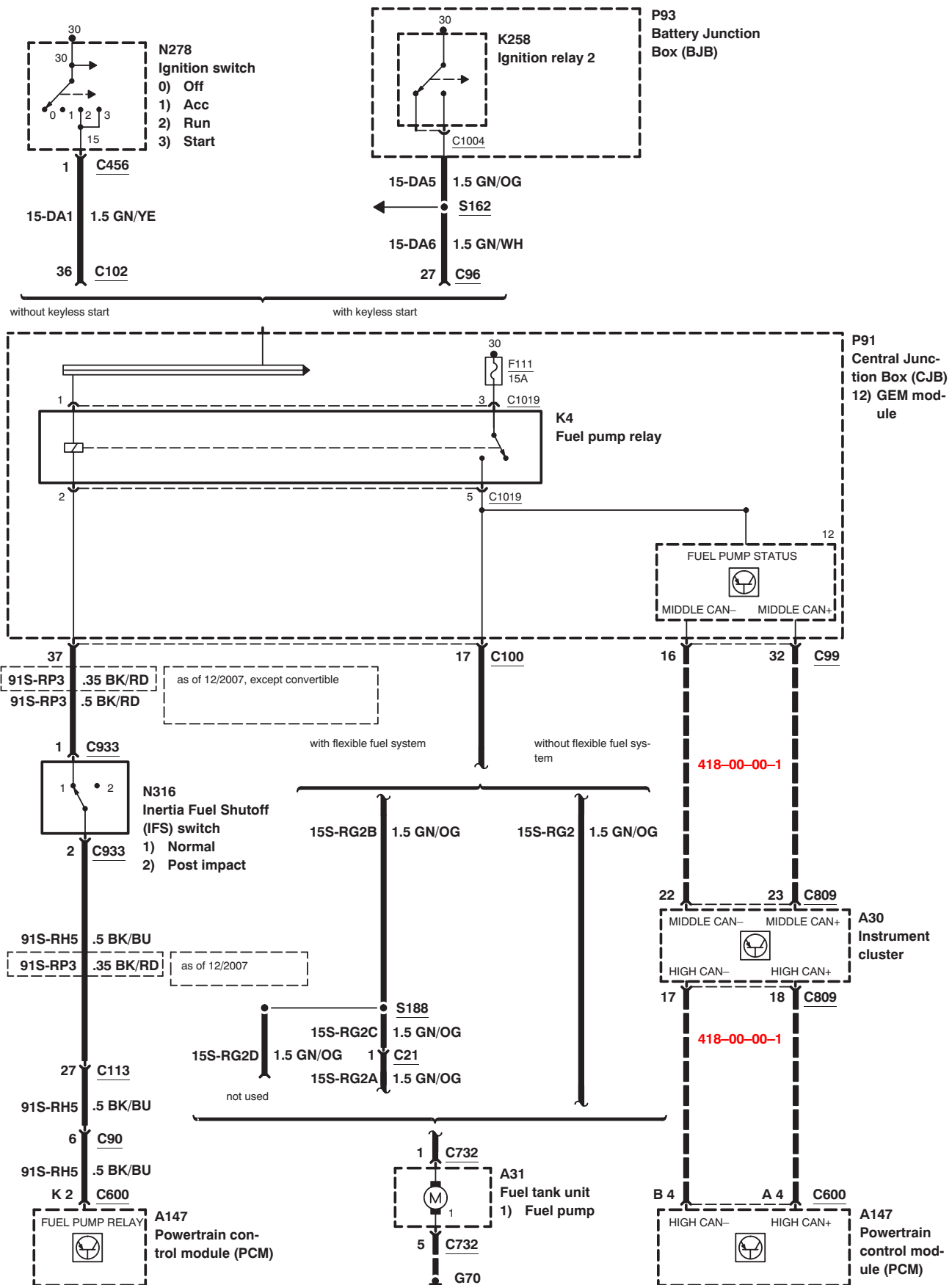
Electronic Engine Controls – 1.8/2.0L Duratec-HE (MI4)



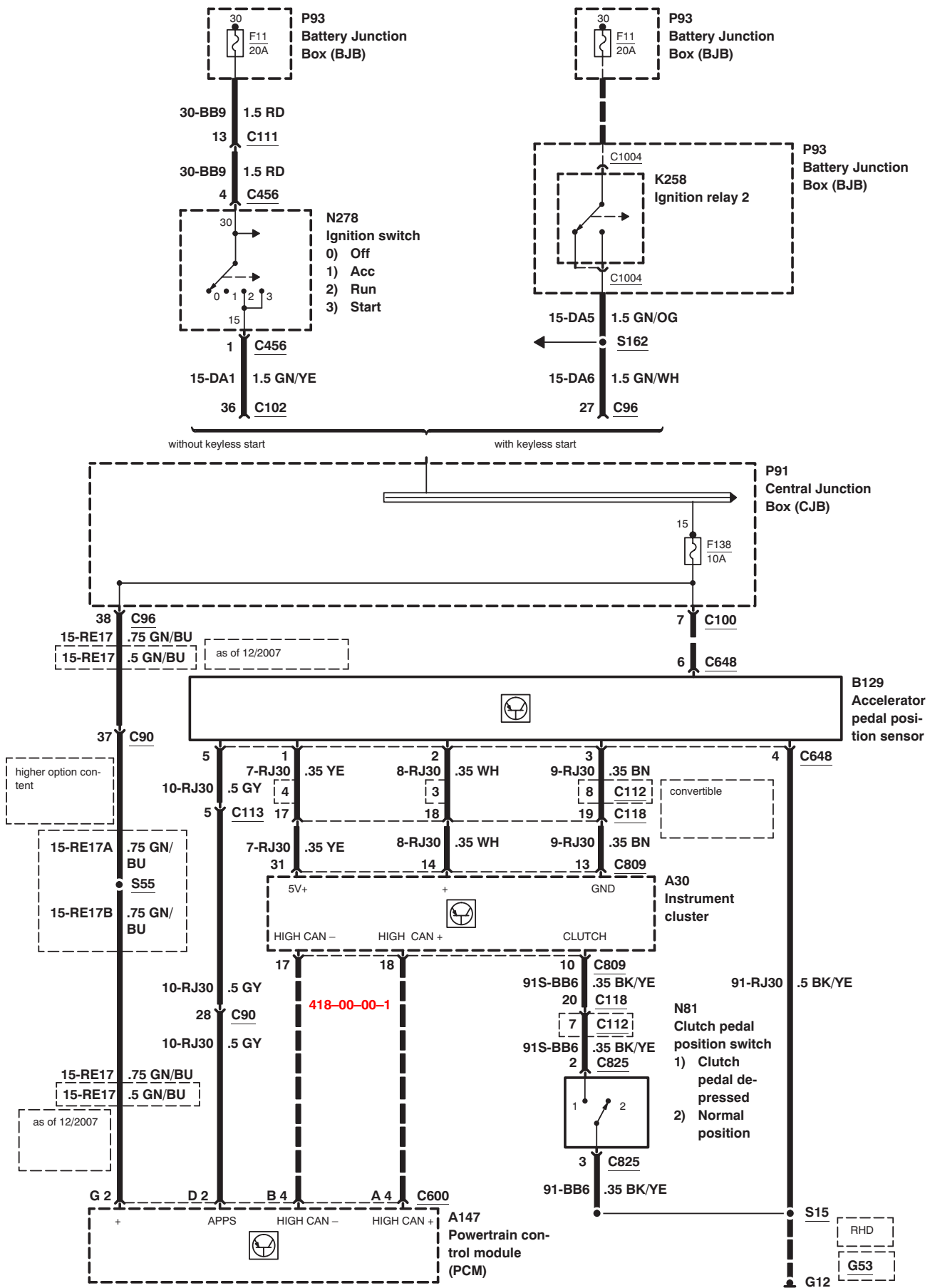
Electronic Engine Controls – 1.8/2.0L Duratec-HE (MI4), LHD



Electronic Engine Controls – 1.8/2.0L Duratec-HE (MI4), RHD

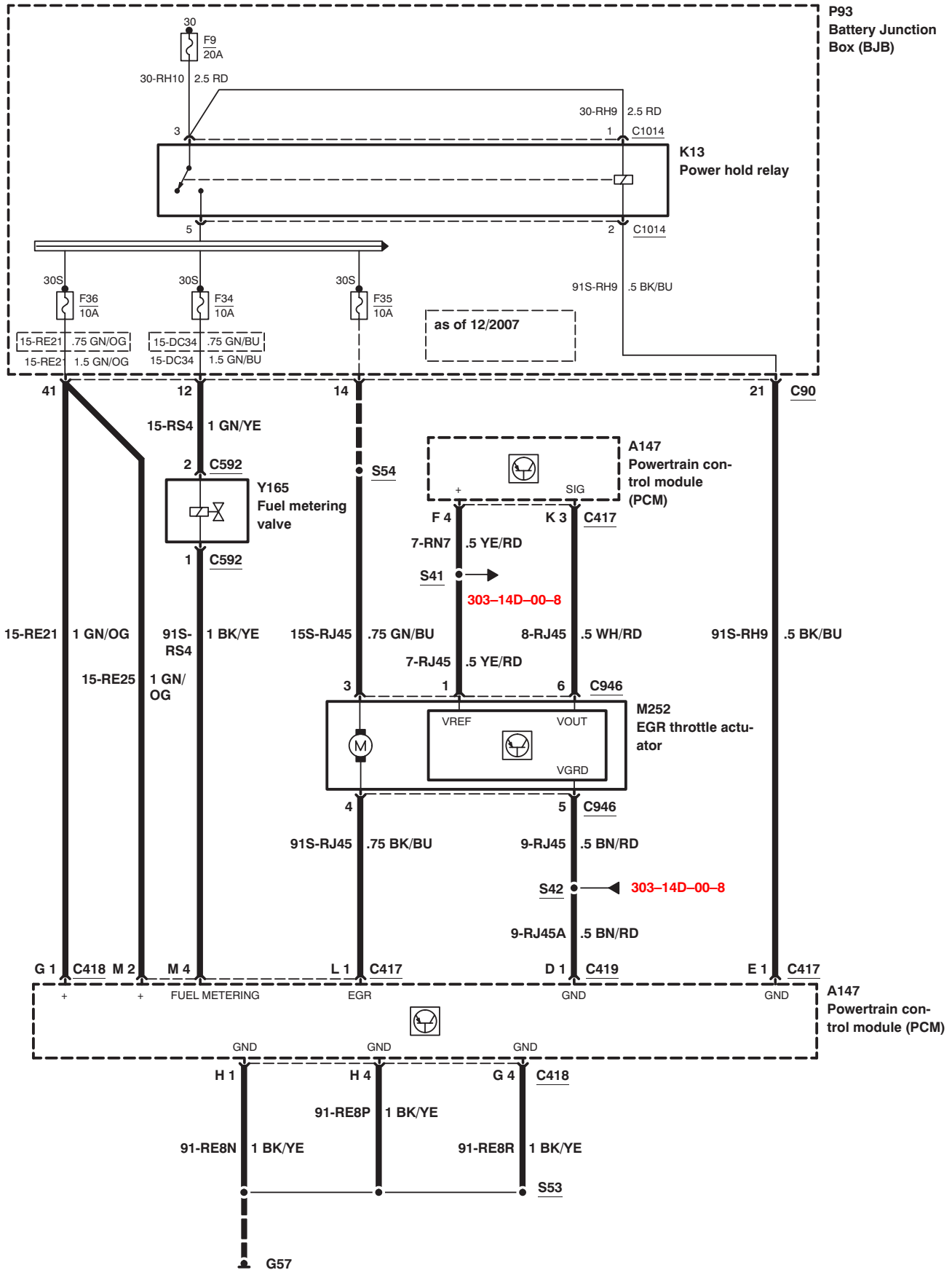


Electronic Engine Controls – 1.8/2.0L Duratec-HE (MI4)

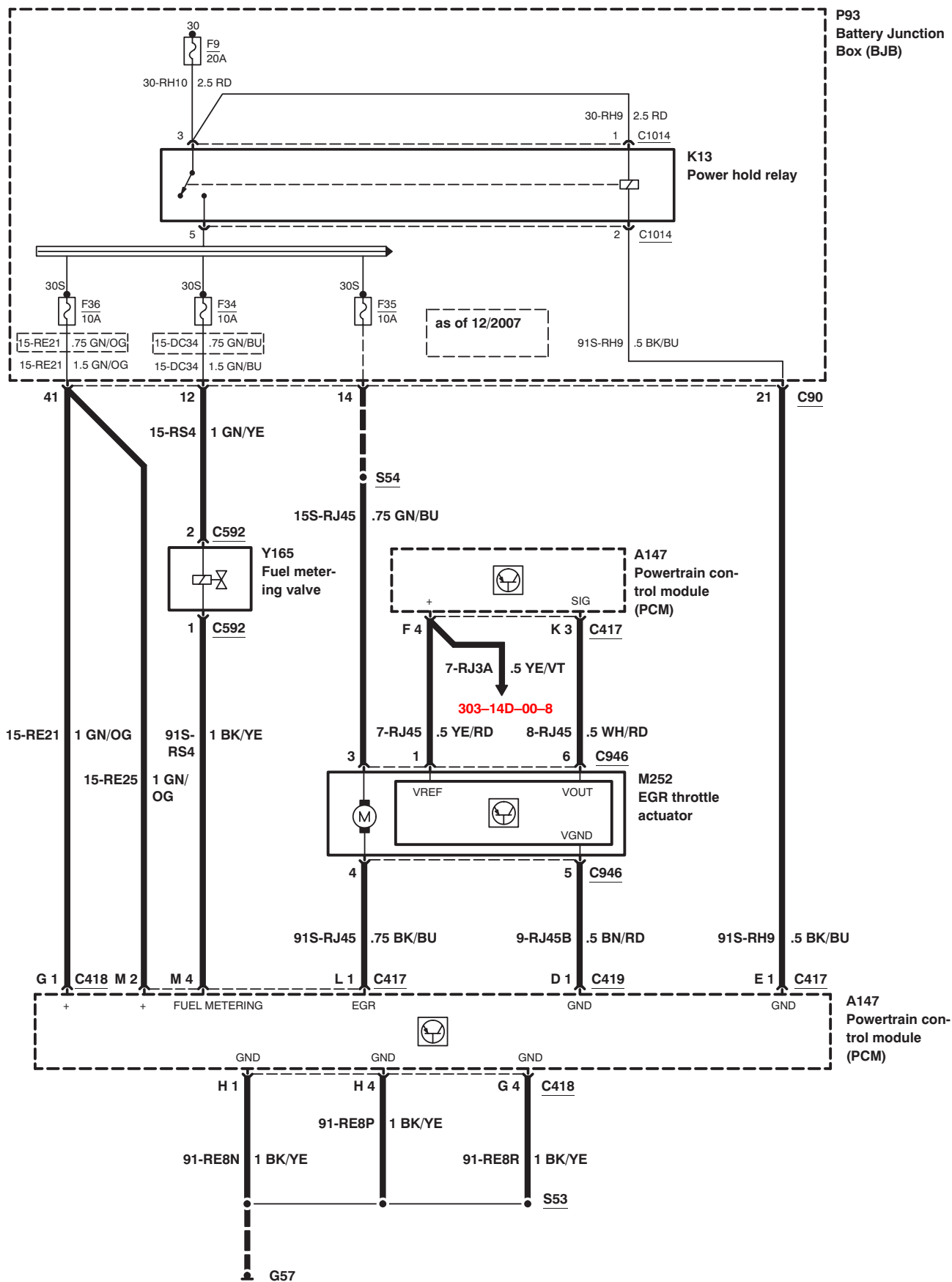


10/2009
303-14D-00-1
2007.5
Focus

Electronic Engine Controls – 1.6L Duratorq–TDCi (DV) Diesel, with diesel particulate filter, before 08/2009

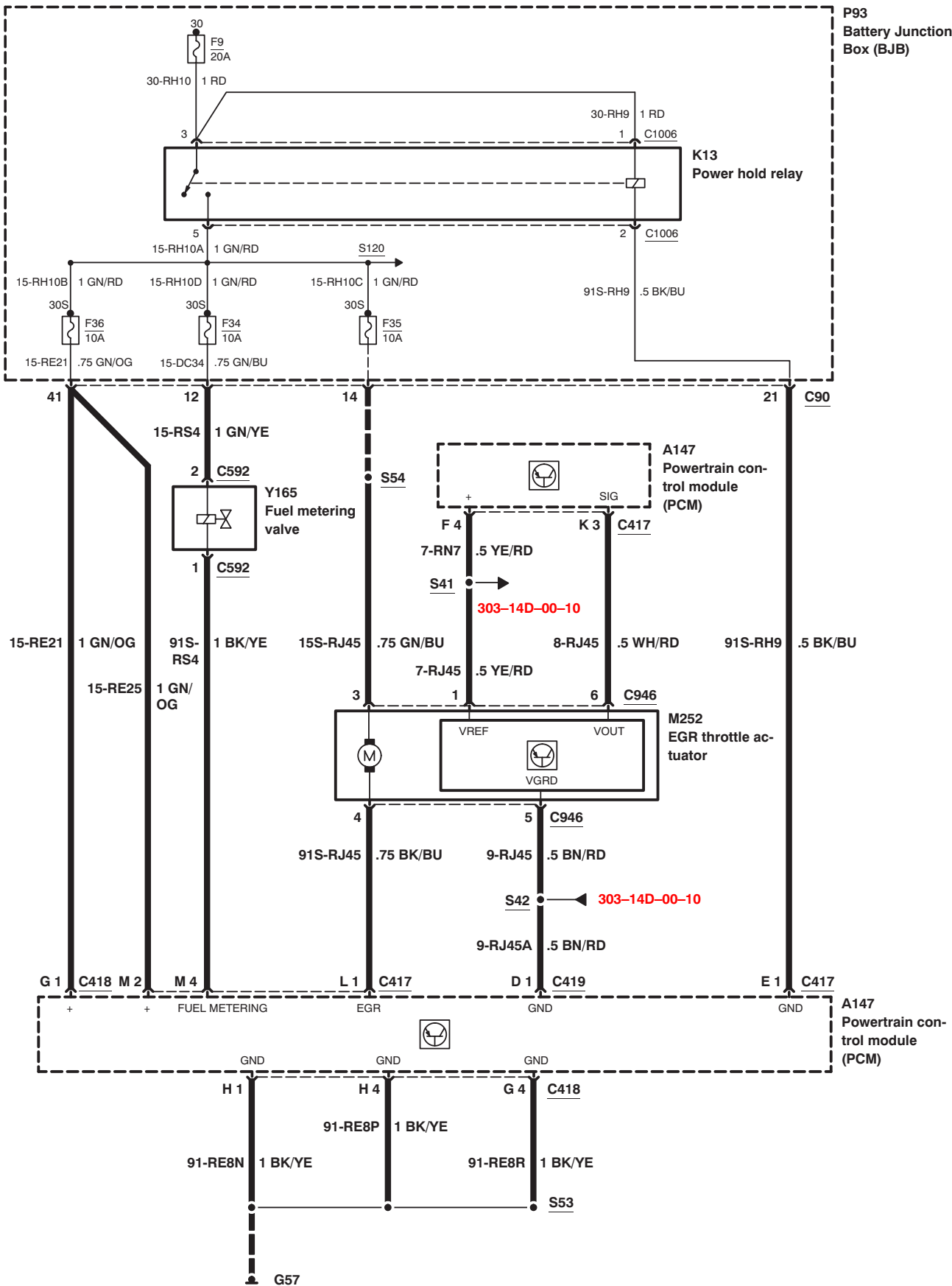


Electronic Engine Controls – 1.6L Duratorq–TDCi (DV) Diesel, without diesel particulate filter, before 08/2009

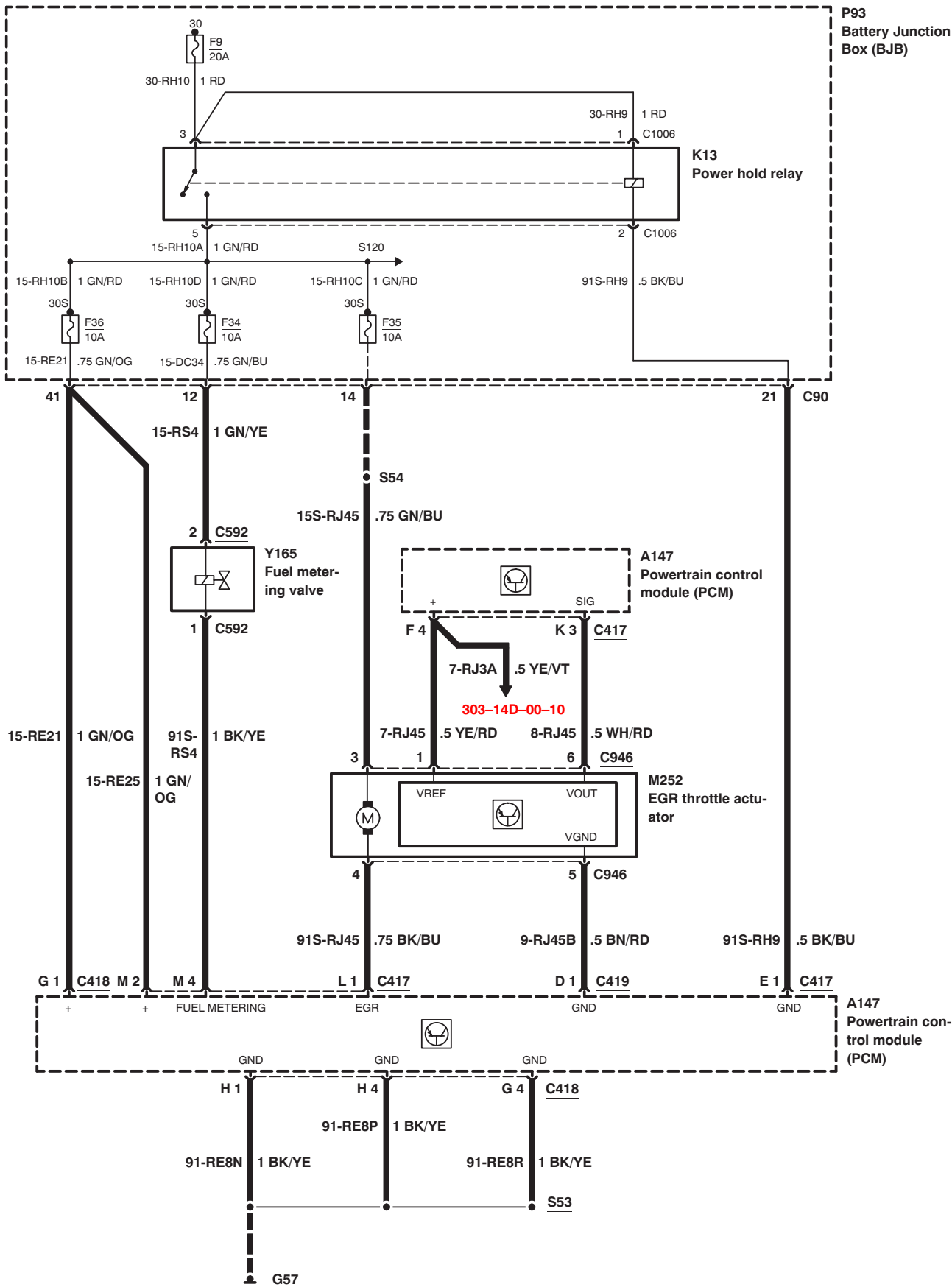


10/2009
303-14D-00-3
2007.5
Focus

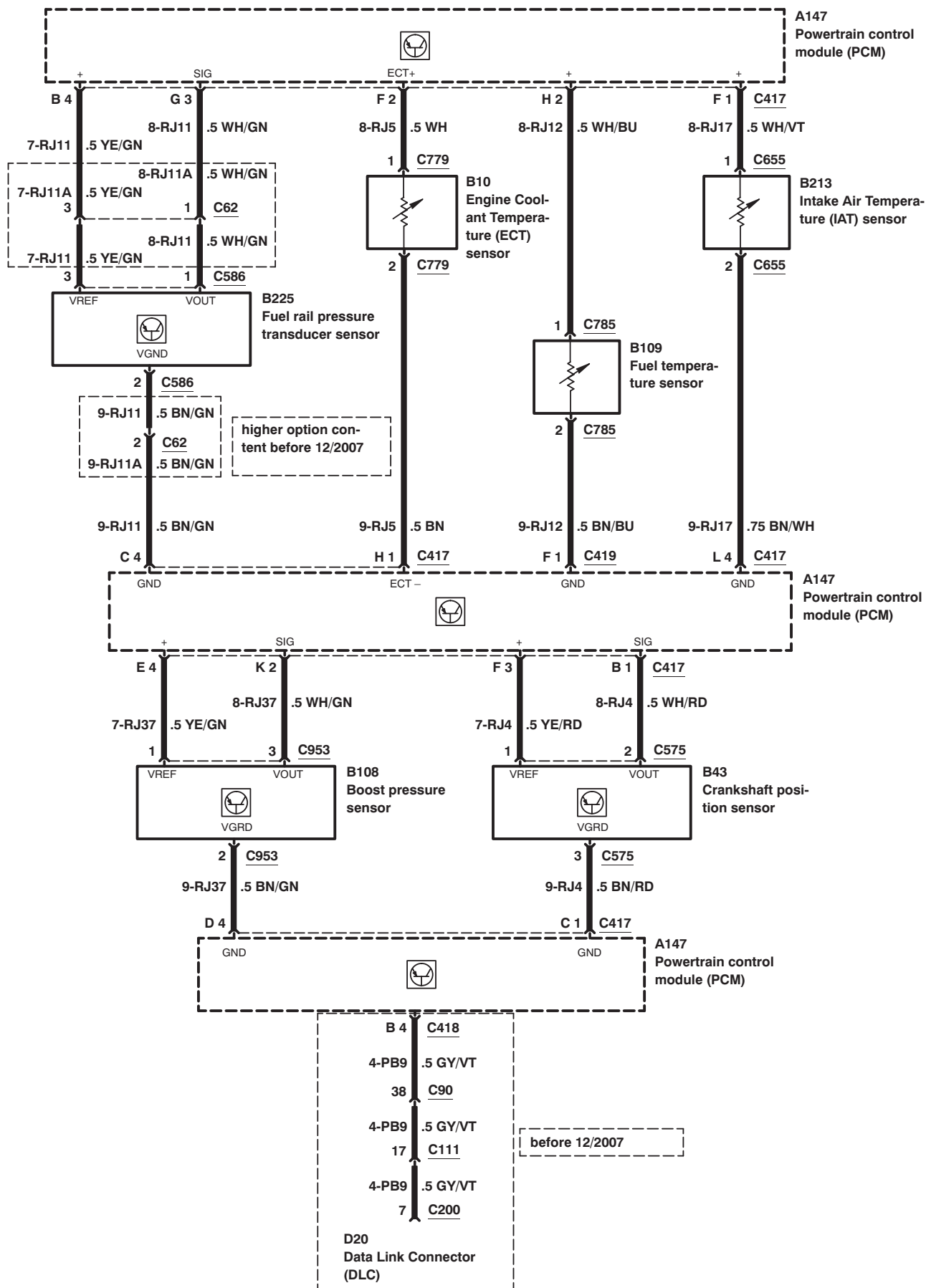
Electronic Engine Controls – 1.6L Duratorq–TDCi (DV) Diesel, with diesel particulate filter, as of 08/2009



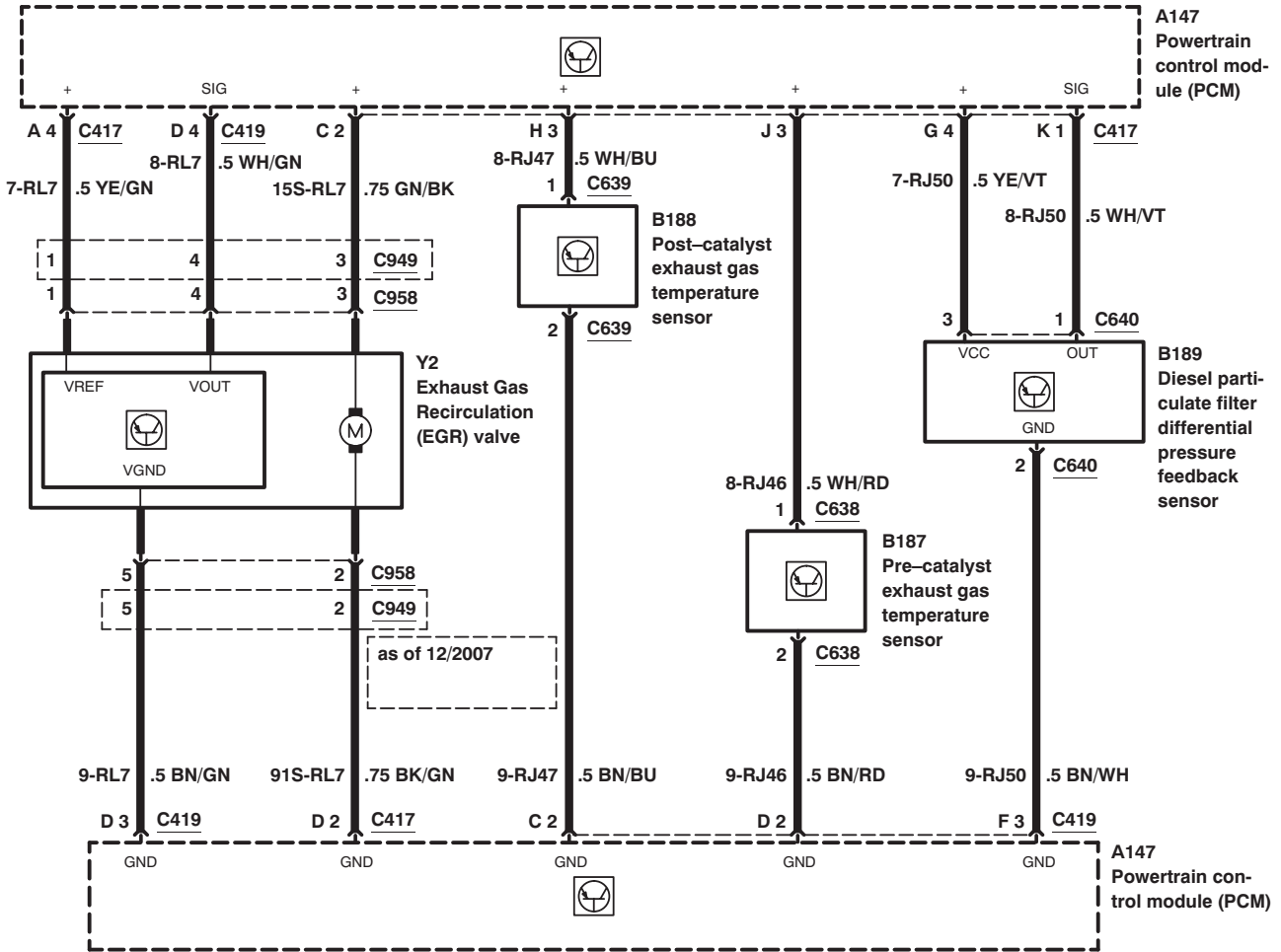
Electronic Engine Controls – 1.6L Duratorq–TDCi (DV) Diesel, without diesel particulate filter, as of 08/2009



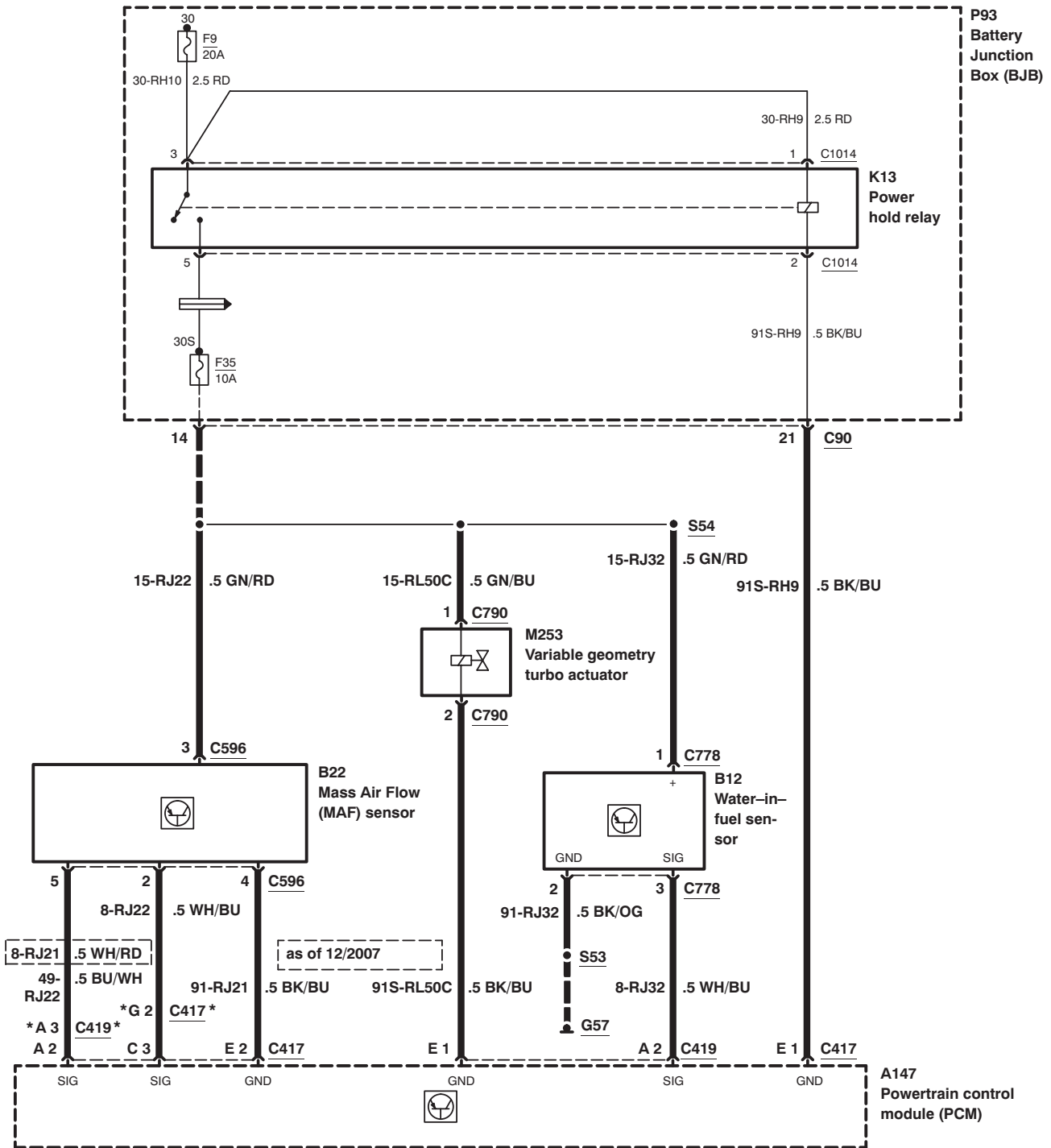
Electronic Engine Controls – 1.6L Duratorq–TDCi (DV) Diesel



Electronic Engine Controls – 1.6L Duratorq–TDCi (DV) Diesel

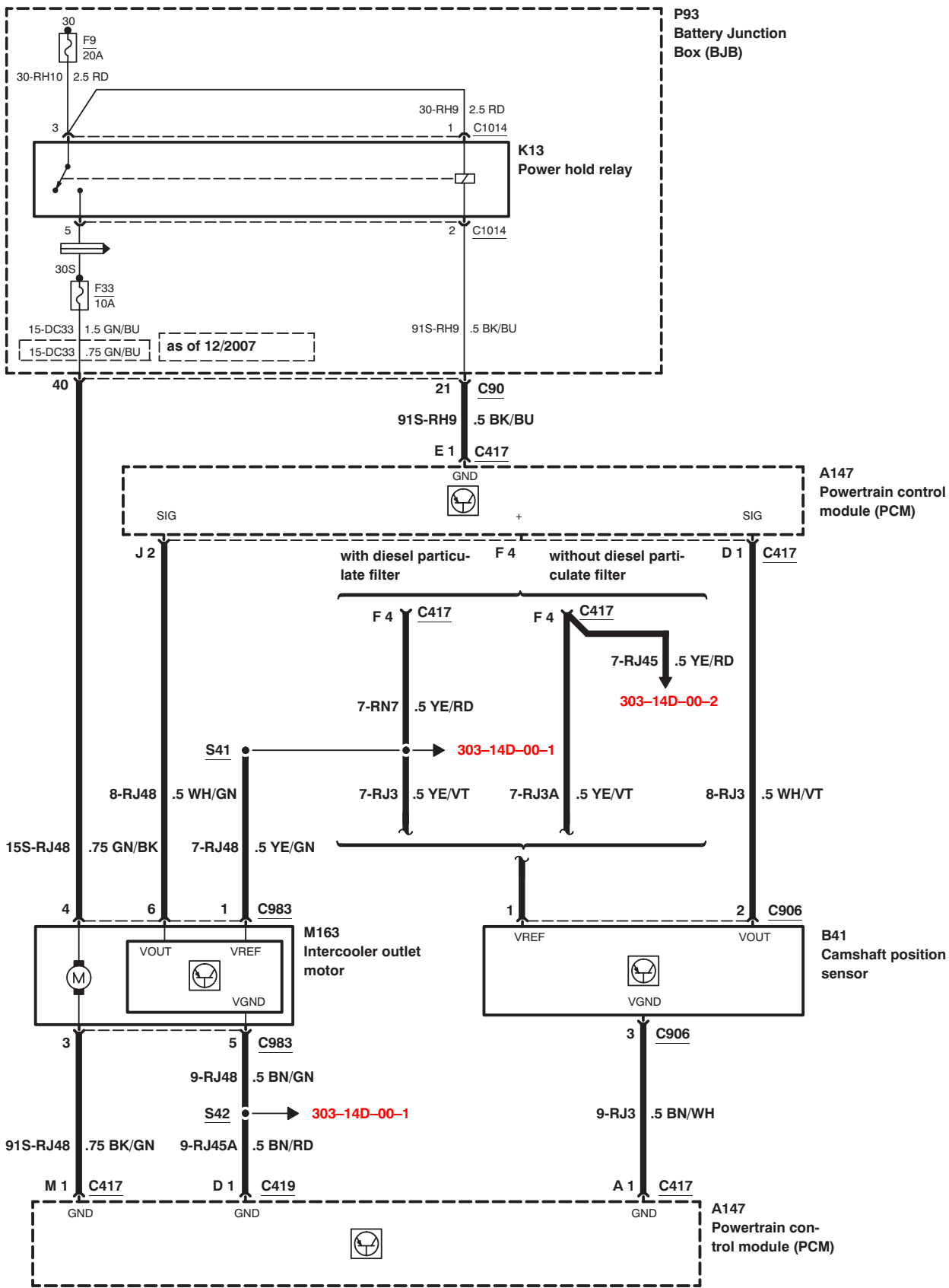


Electronic Engine Controls – 1.6L Duratorq–TDCi (DV) Diesel, before 08/2009

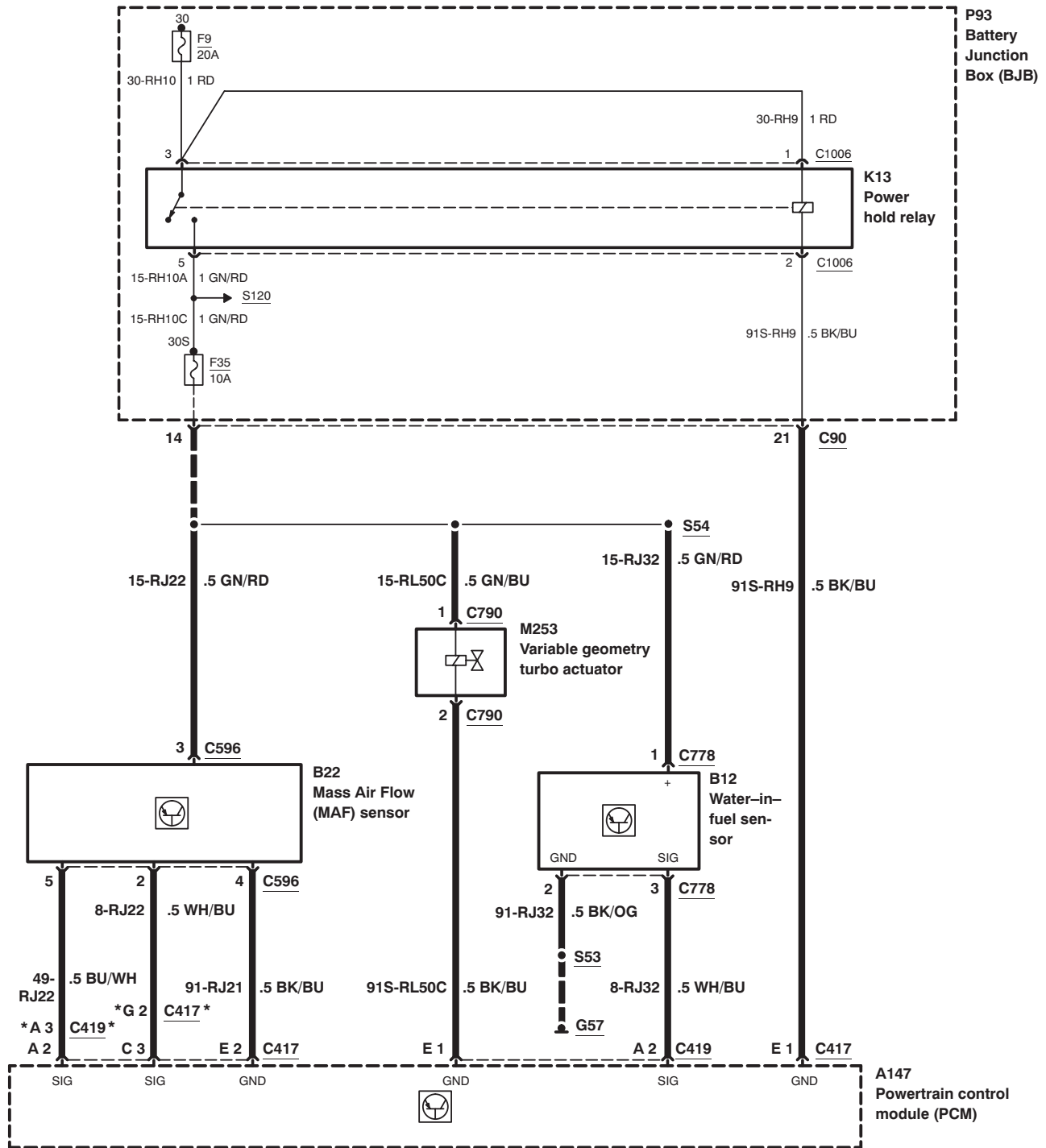


* stage V

Electronic Engine Controls – 1.6L Duratorq-TDCi (DV) Diesel, except stage V, before 08/2009

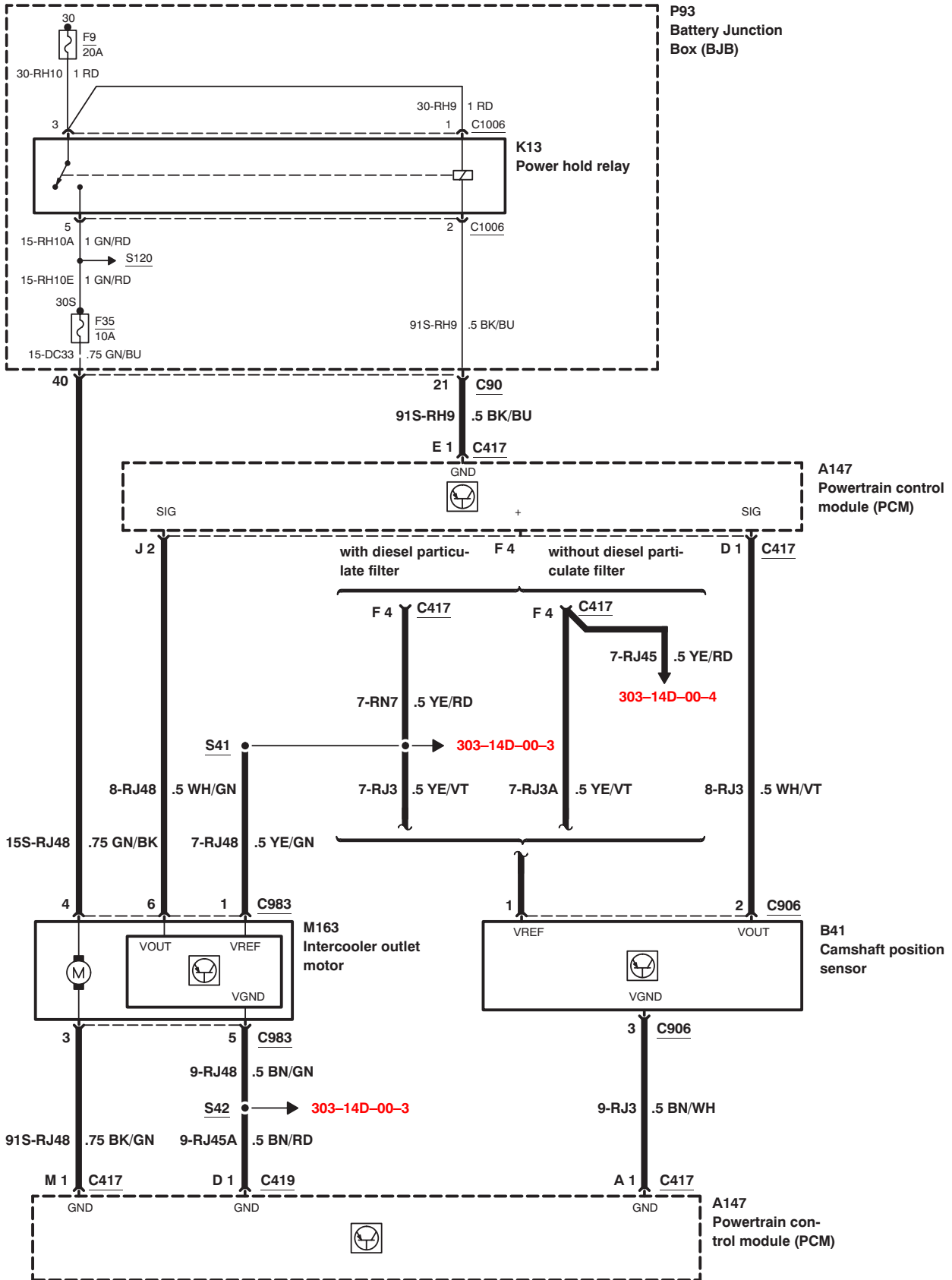


Electronic Engine Controls – 1.6L Duratorq–TDCi (DV) Diesel, as of 08/2009

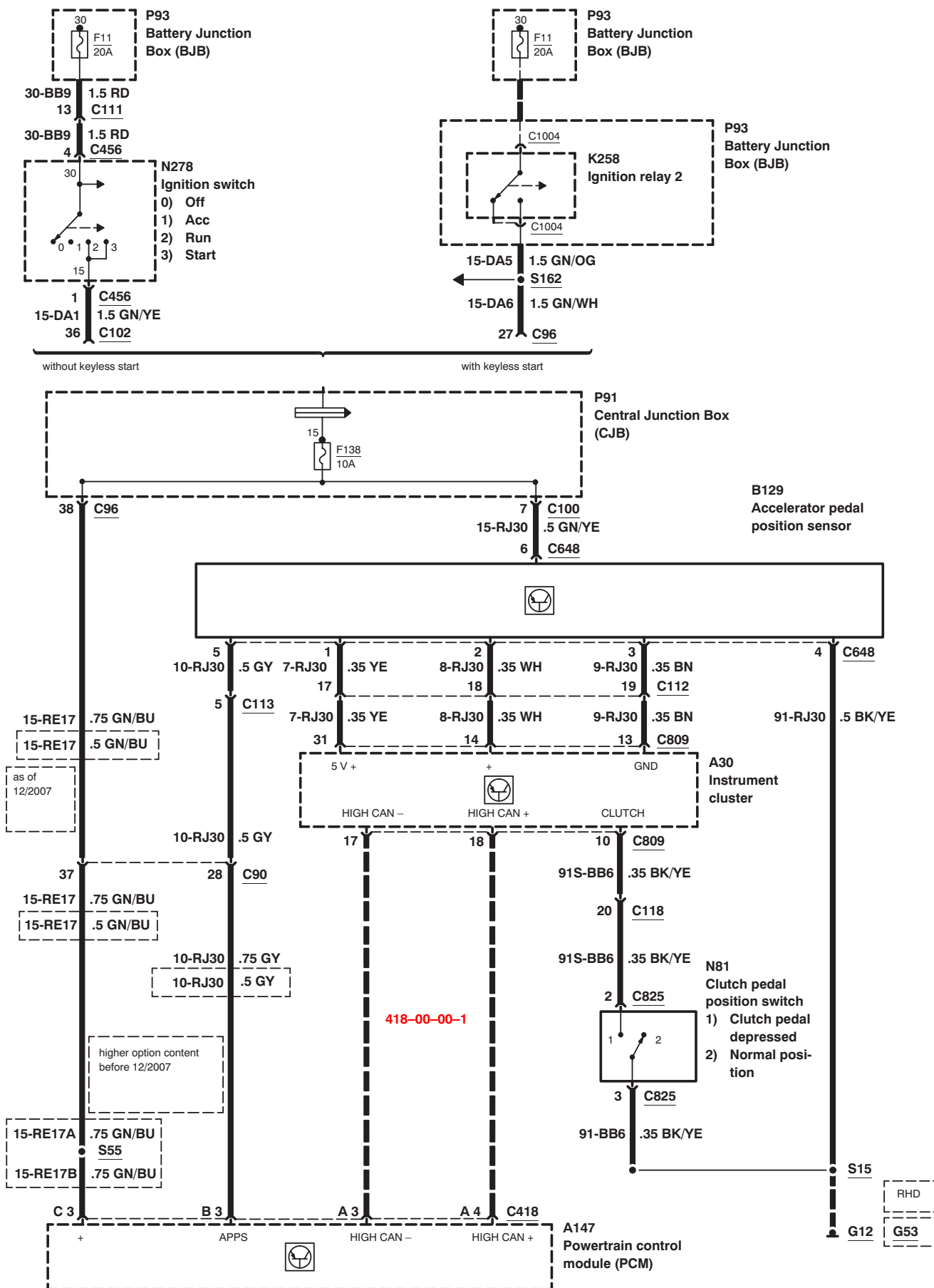


* stage V

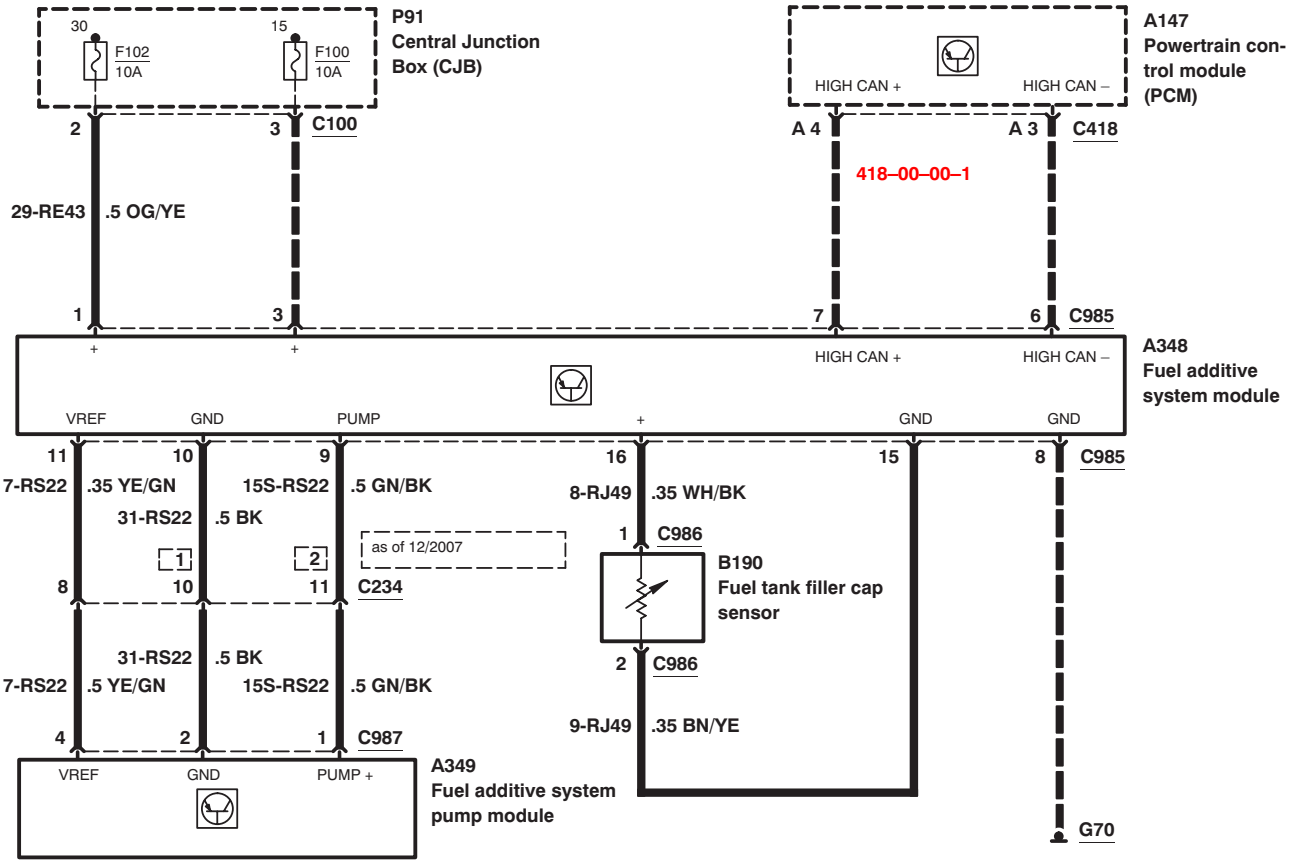
Electronic Engine Controls – 1.6L Duratorq-TDCi (DV) Diesel, except stage V, as of 08/2009



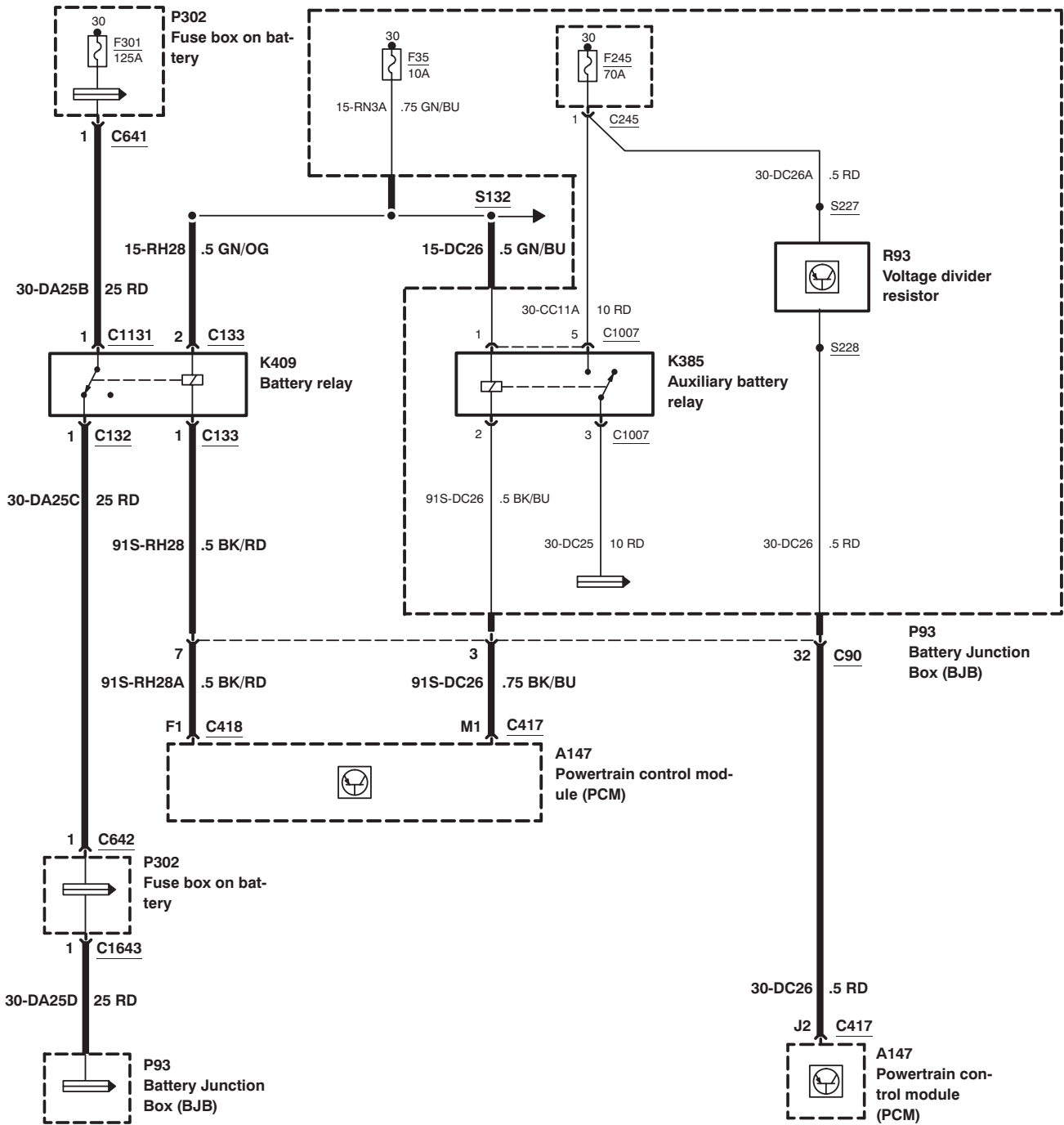
Electronic Engine Controls – 1.6L Duratorq–TDCi (DV) Diesel



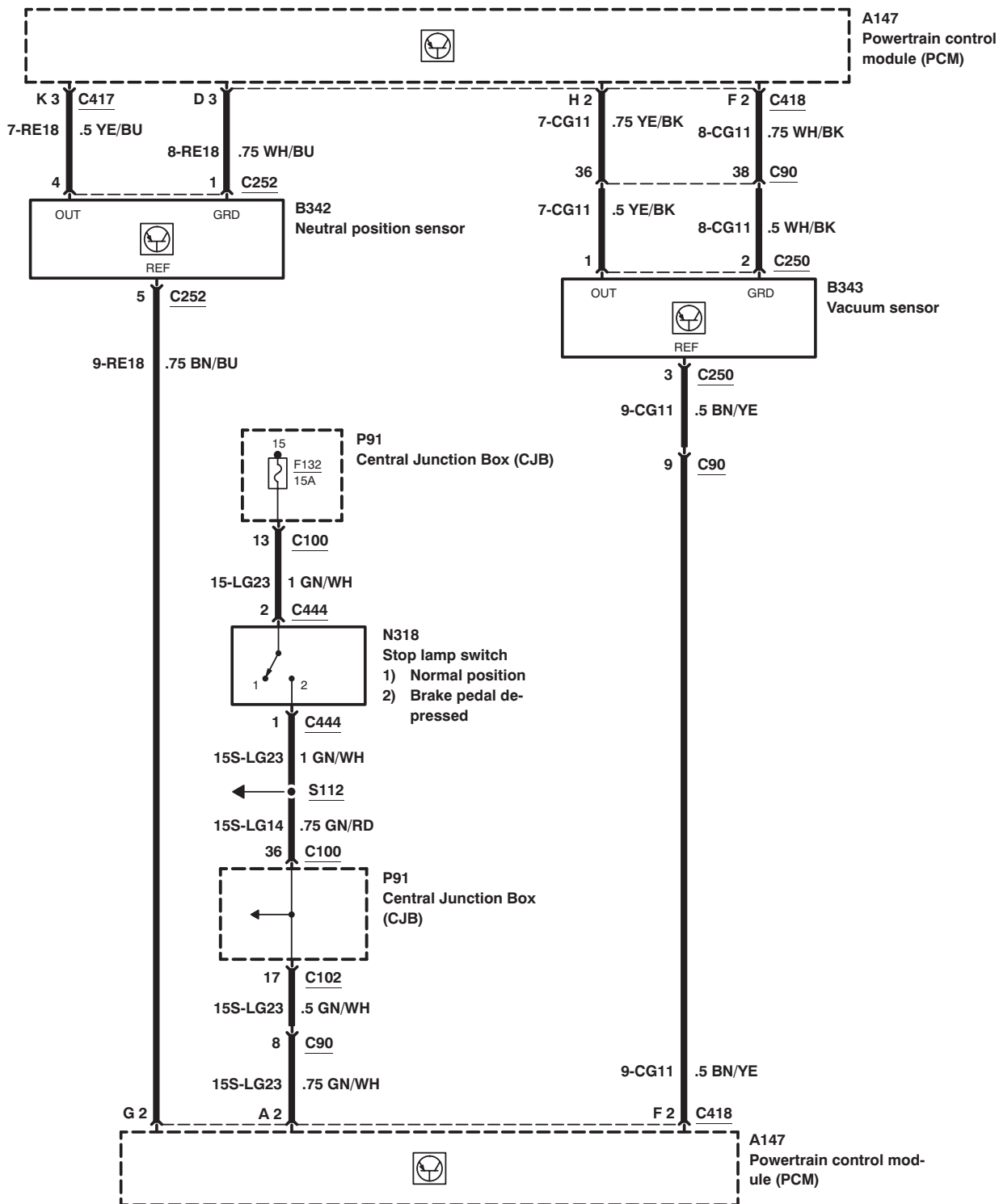
Electronic Engine Controls – 1.6L Duratorq–TDCi (DV) Diesel



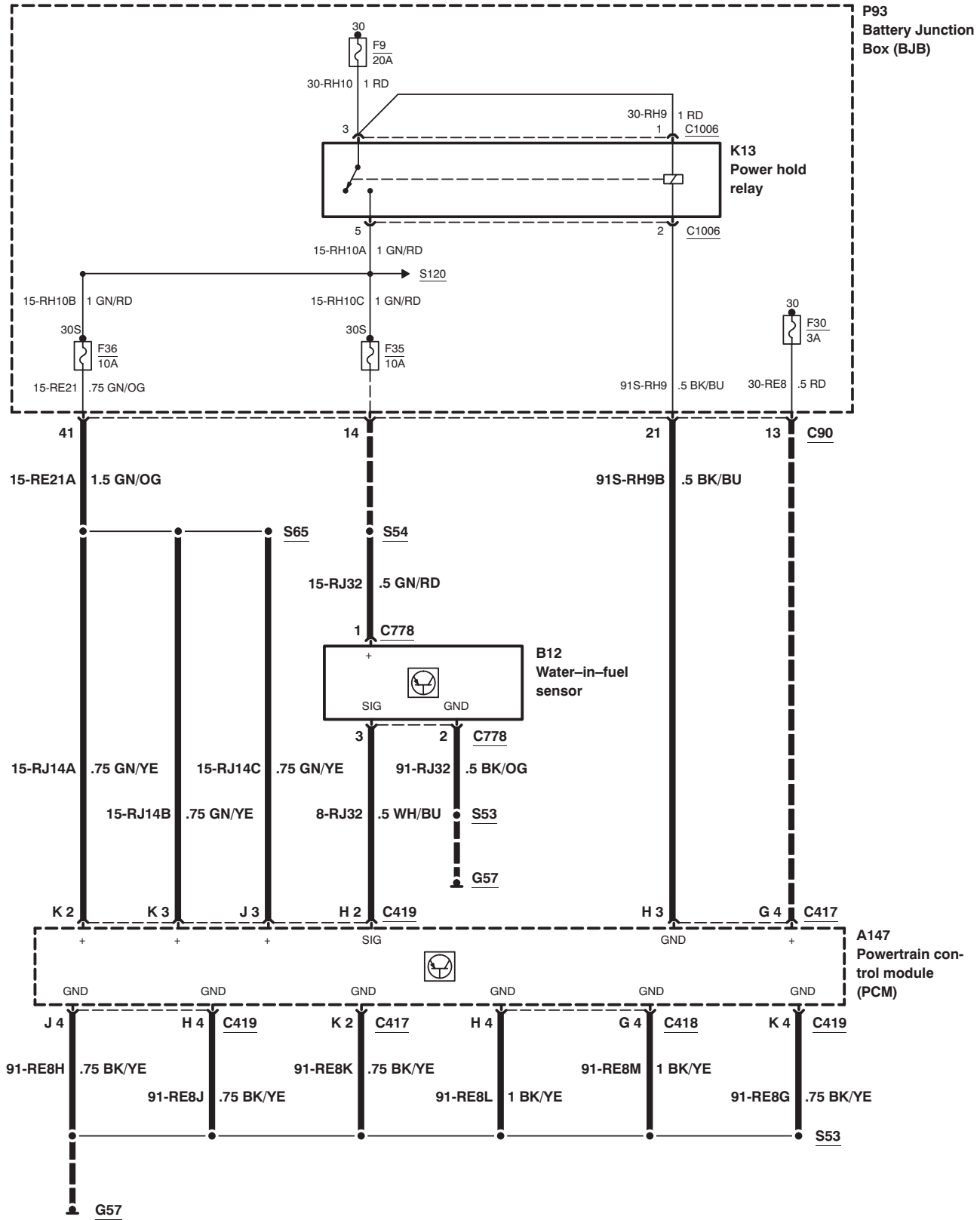
Electronic Engine Controls – 1.6L Duratorq–TDCi (DV) Diesel, with EConetic II, with start–stop system



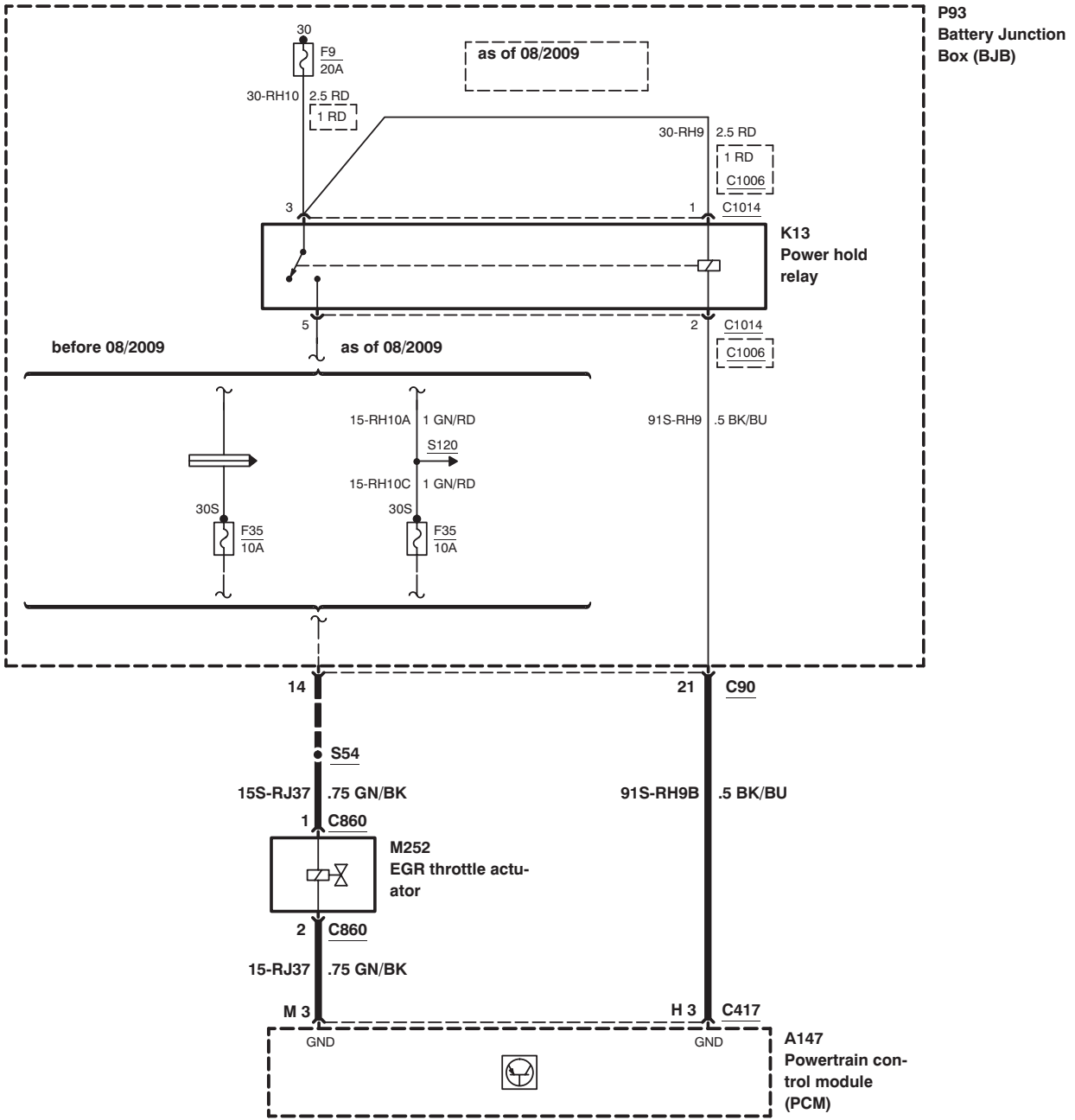
Electronic Engine Controls – 1.6L Duratorq–TDCi (DV) Diesel, with EConetic II, with start–stop system



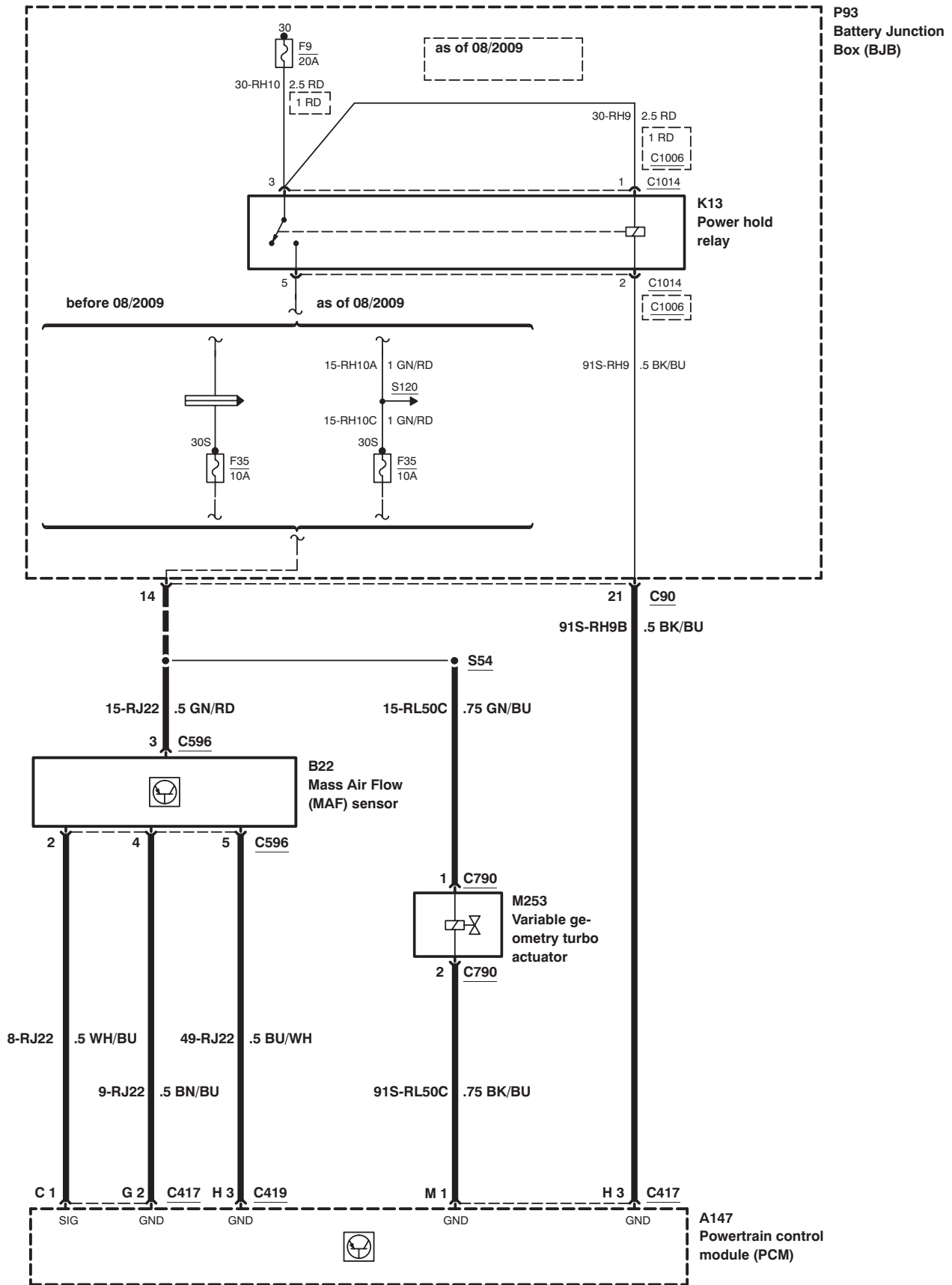
Electronic Engine Controls – 2.0L Duratorq–TDCi (DW) Diesel, without coated diesel particulate filter, as of 08/2009



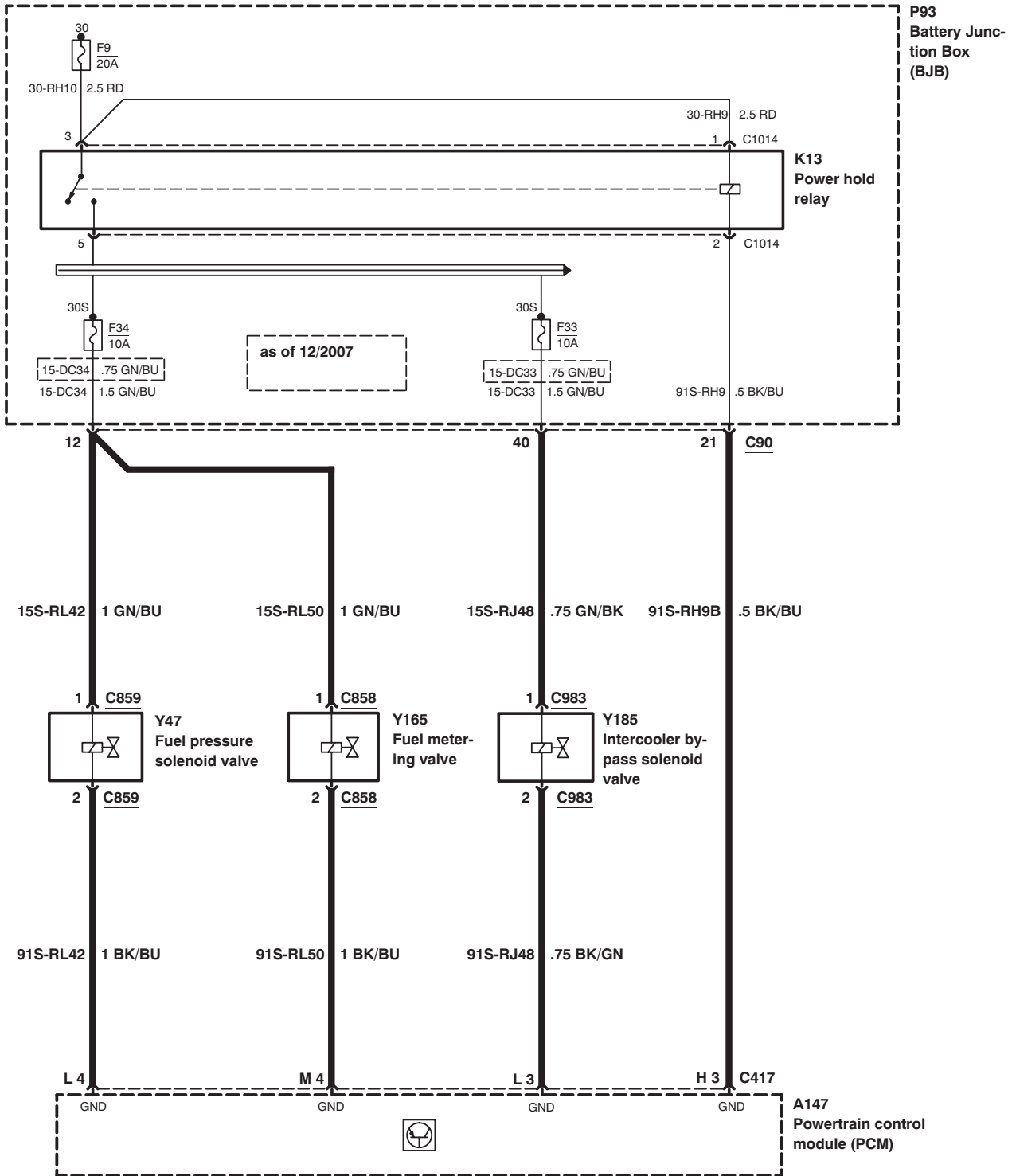
Electronic Engine Controls – 2.0L Duratorq–TDCi (DW) Diesel, without coated diesel particulate filter



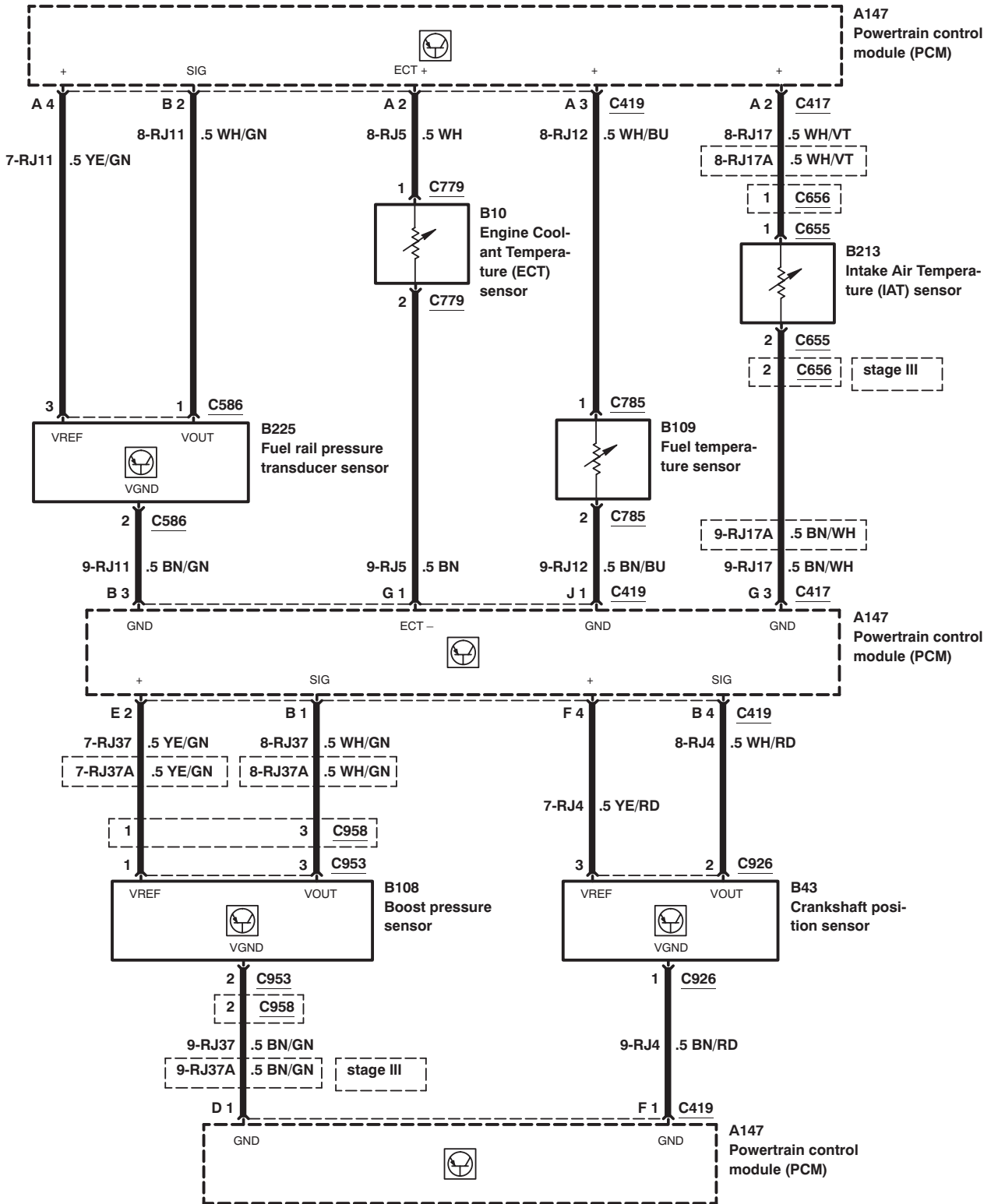
Electronic Engine Controls – 2.0L Duratorq–TDCi (DW) Diesel, without coated diesel particulate filter



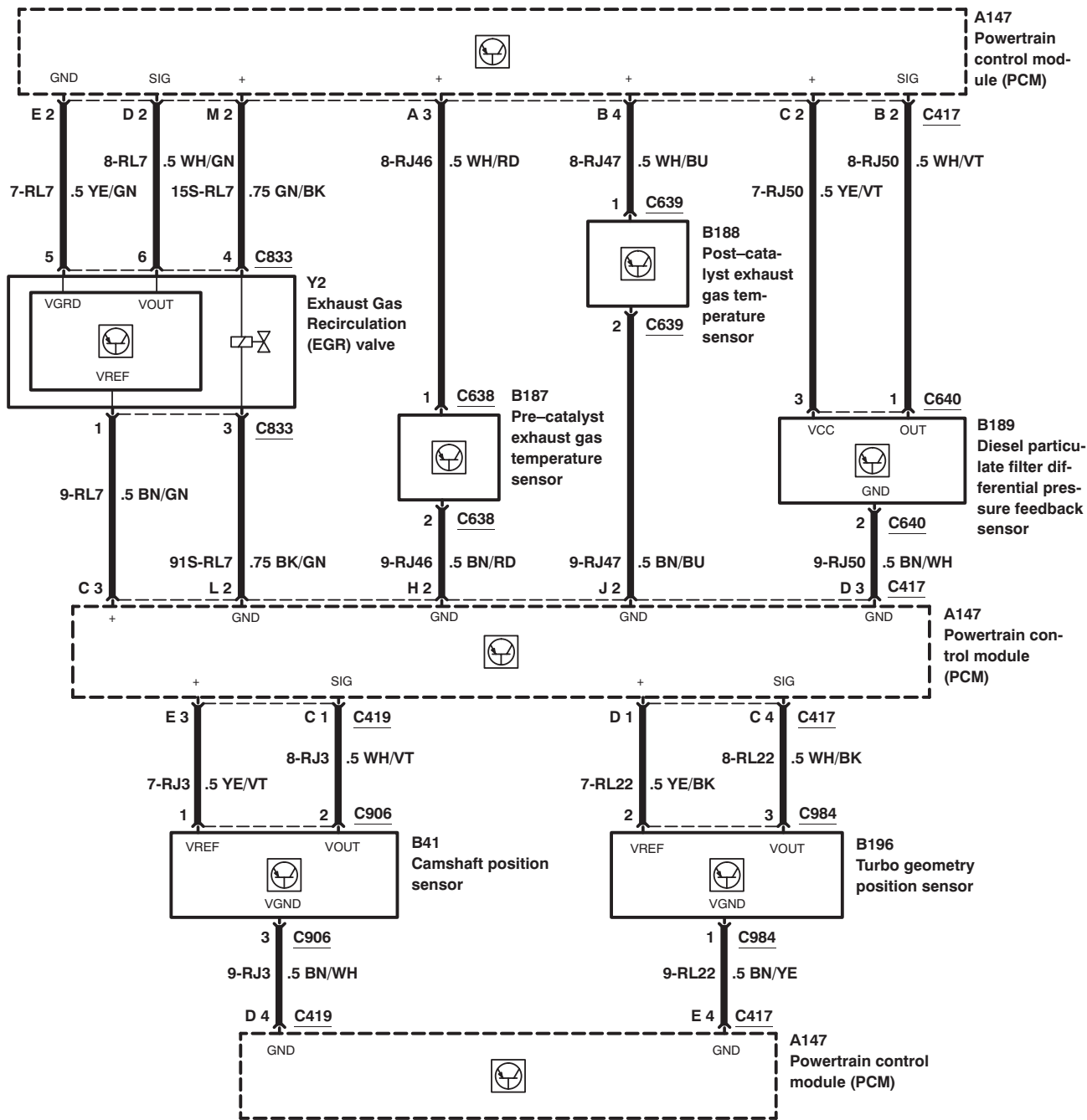
Electronic Engine Controls – 2.0L Duratorq–TDCi (DW) Diesel, without coated diesel particulate filter, before 08/2009



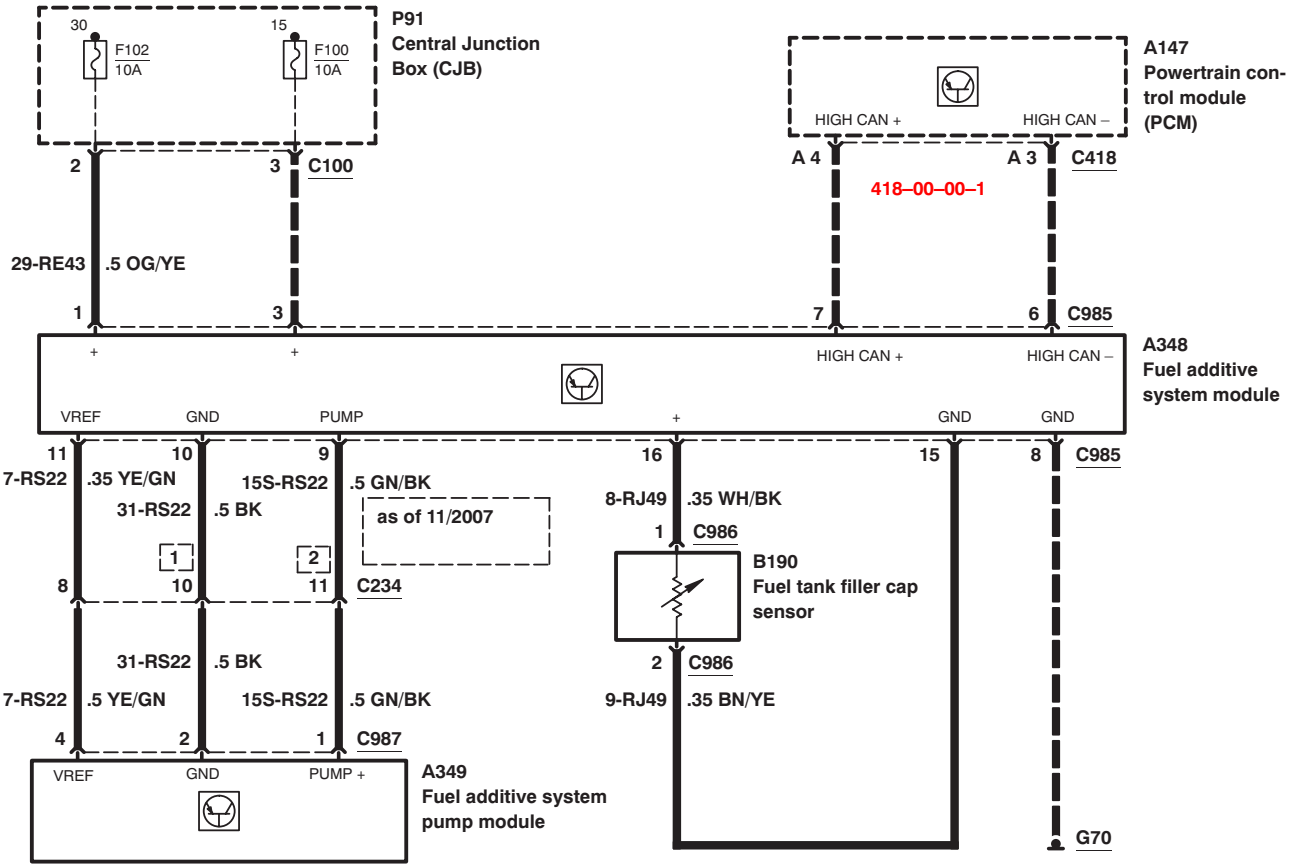
Electronic Engine Controls – 2.0L Duratorq–TDCi (DW) Diesel, without coated diesel particulate filter



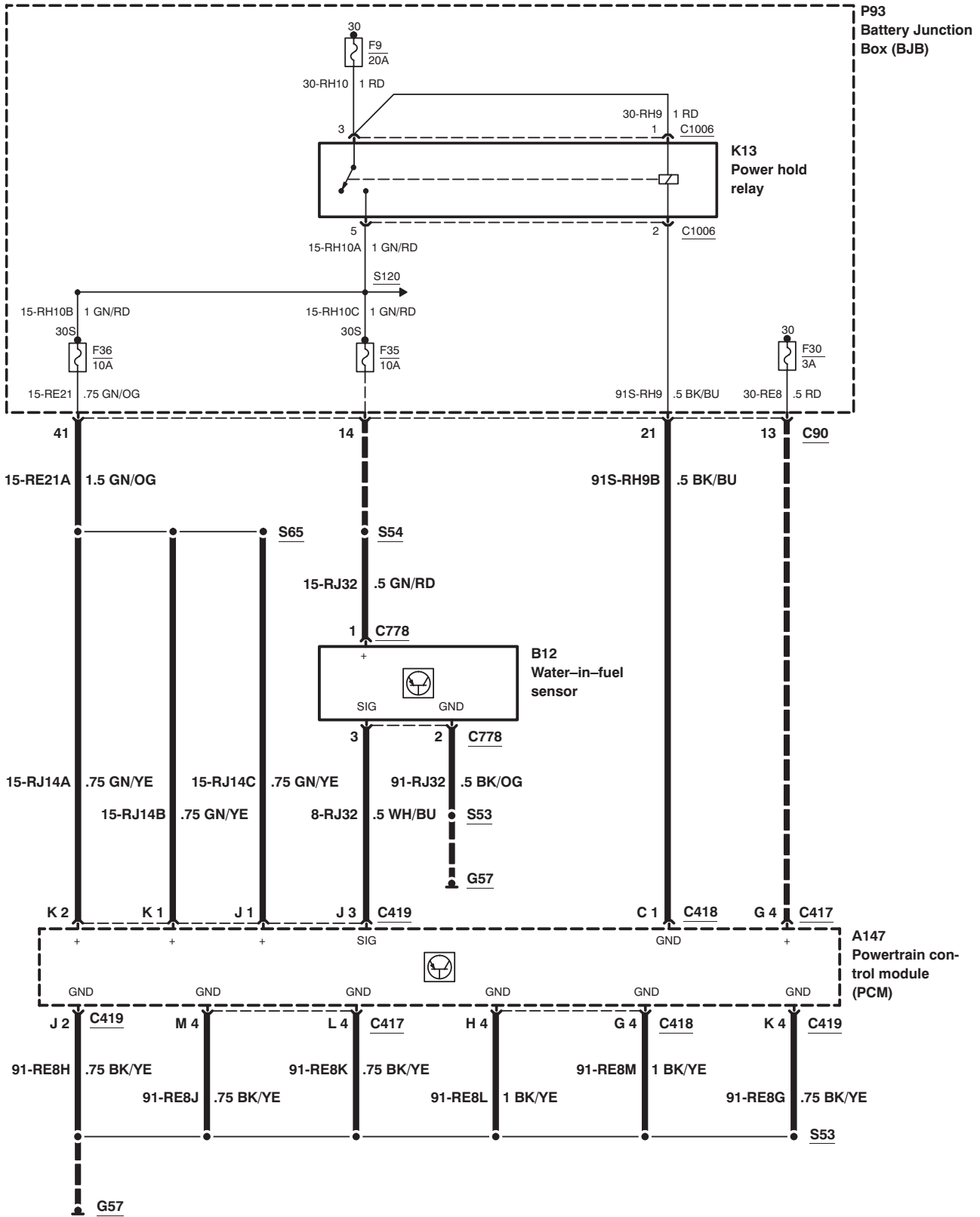
Electronic Engine Controls – 2.0L Duratorq–TDCi (DW) Diesel, without coated diesel particulate filter



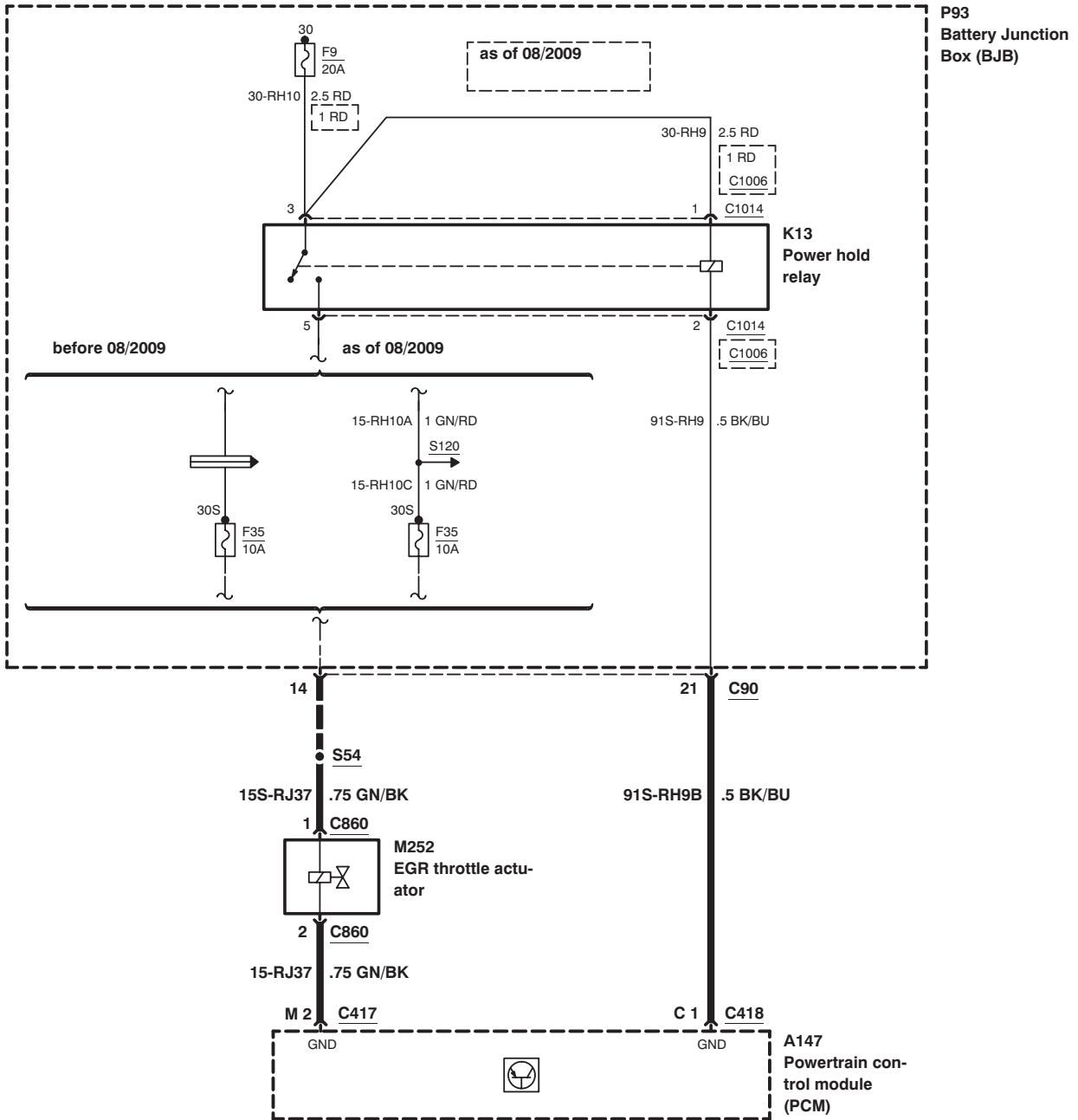
Electronic Engine Controls – 2.0L Duratorq–TDCi (DW) Diesel, without coated diesel particulate filter



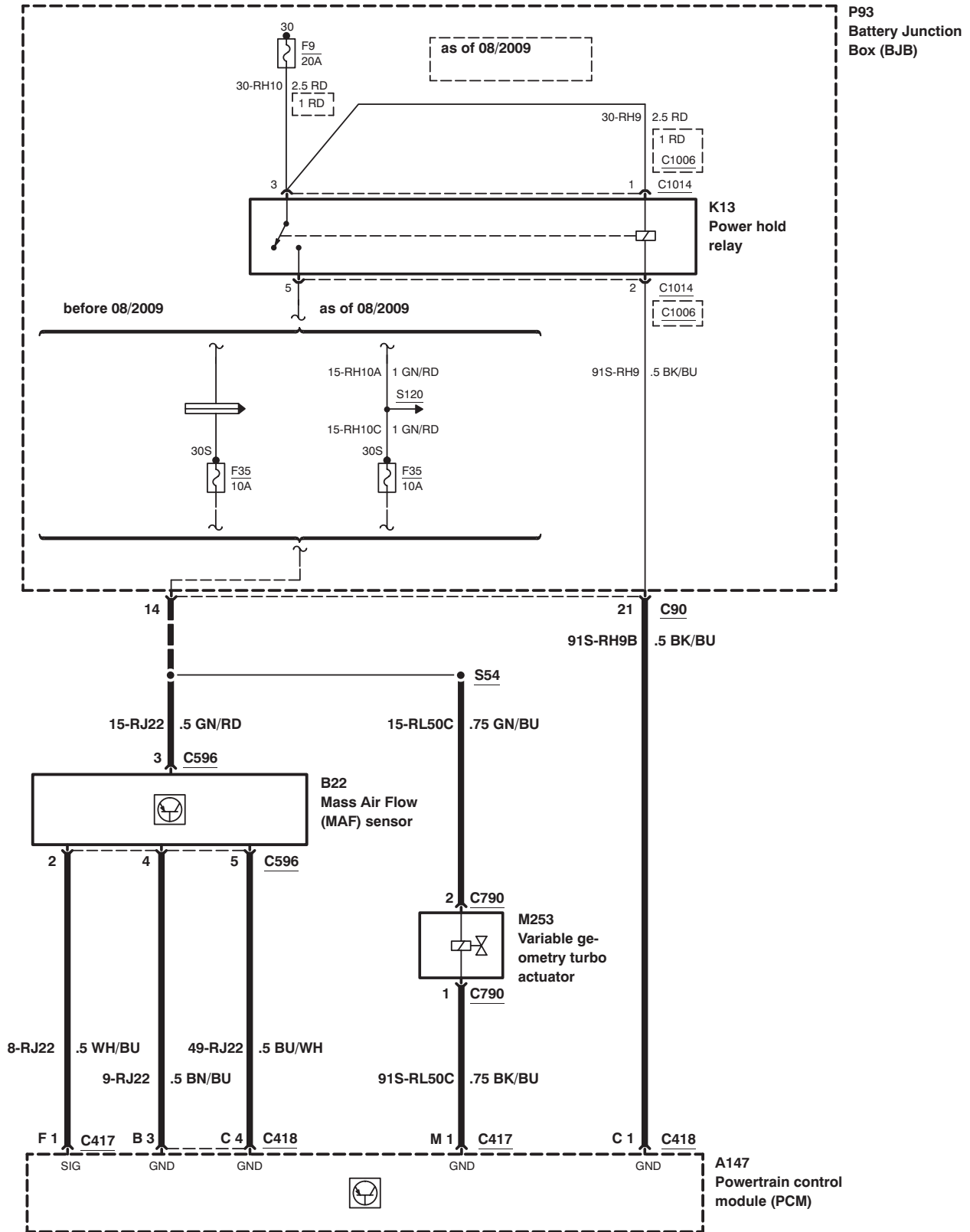
Electronic Engine Controls – 2.0L Duratorq–TDCi (DW) Diesel, with coated diesel particulate filter, as of 08/2009



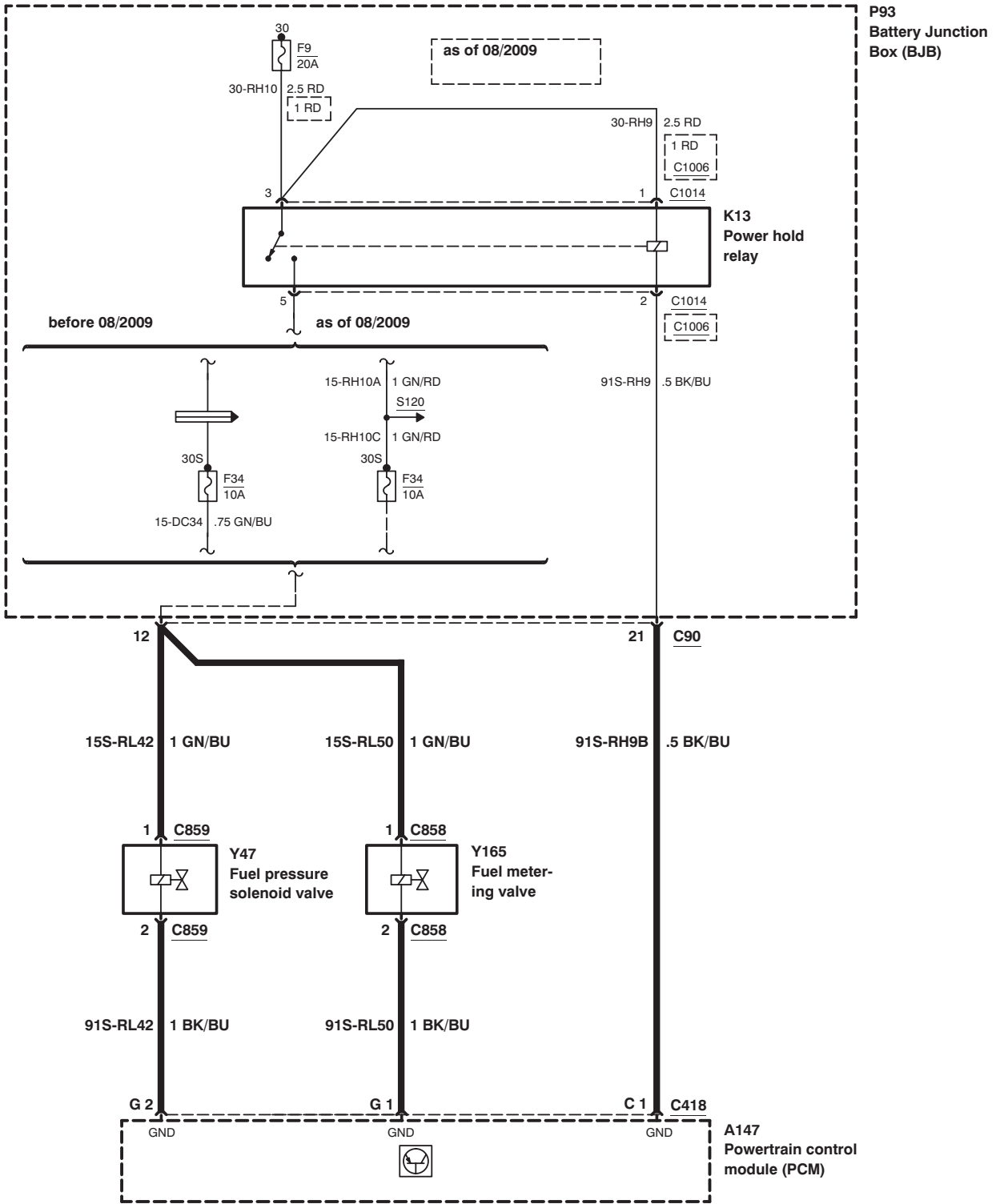
Electronic Engine Controls – 2.0L Duratorq–TDCi (DW) Diesel, with coated diesel particulate filter



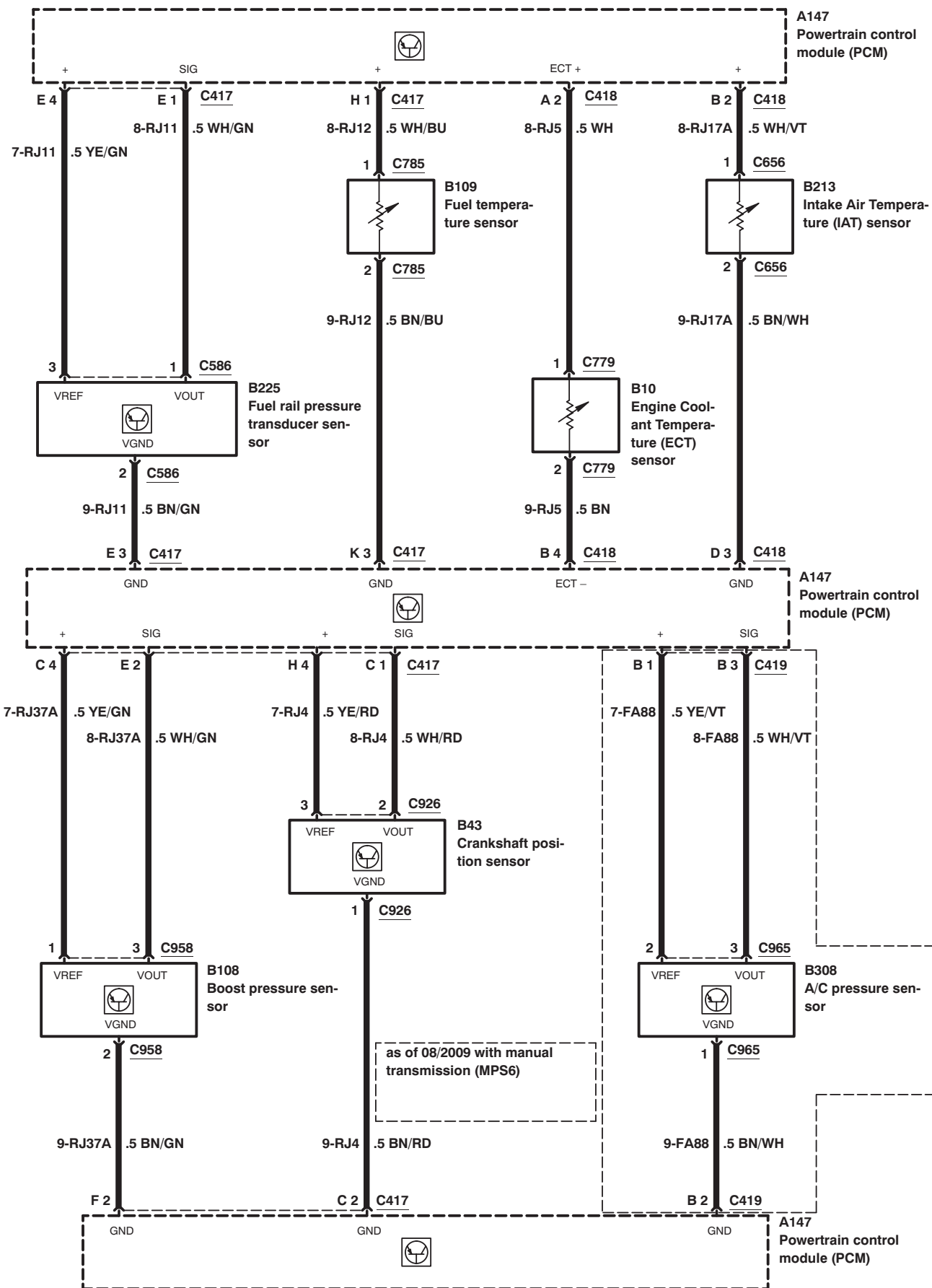
Electronic Engine Controls – 2.0L Duratorq–TDCi (DW) Diesel, with coated diesel particulate filter



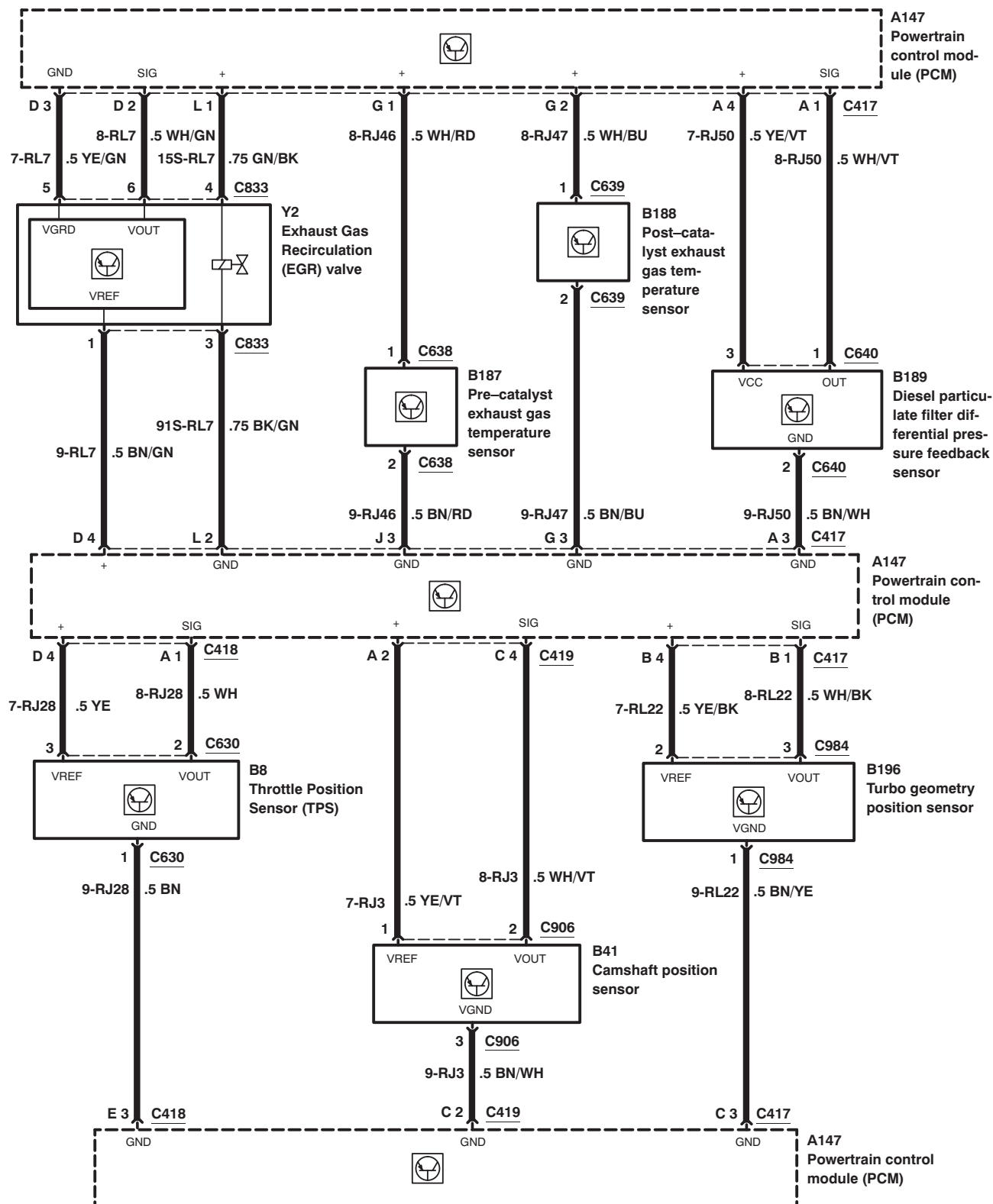
Electronic Engine Controls – 2.0L Duratorq-TDCi (DW) Diesel, with coated diesel particulate filter



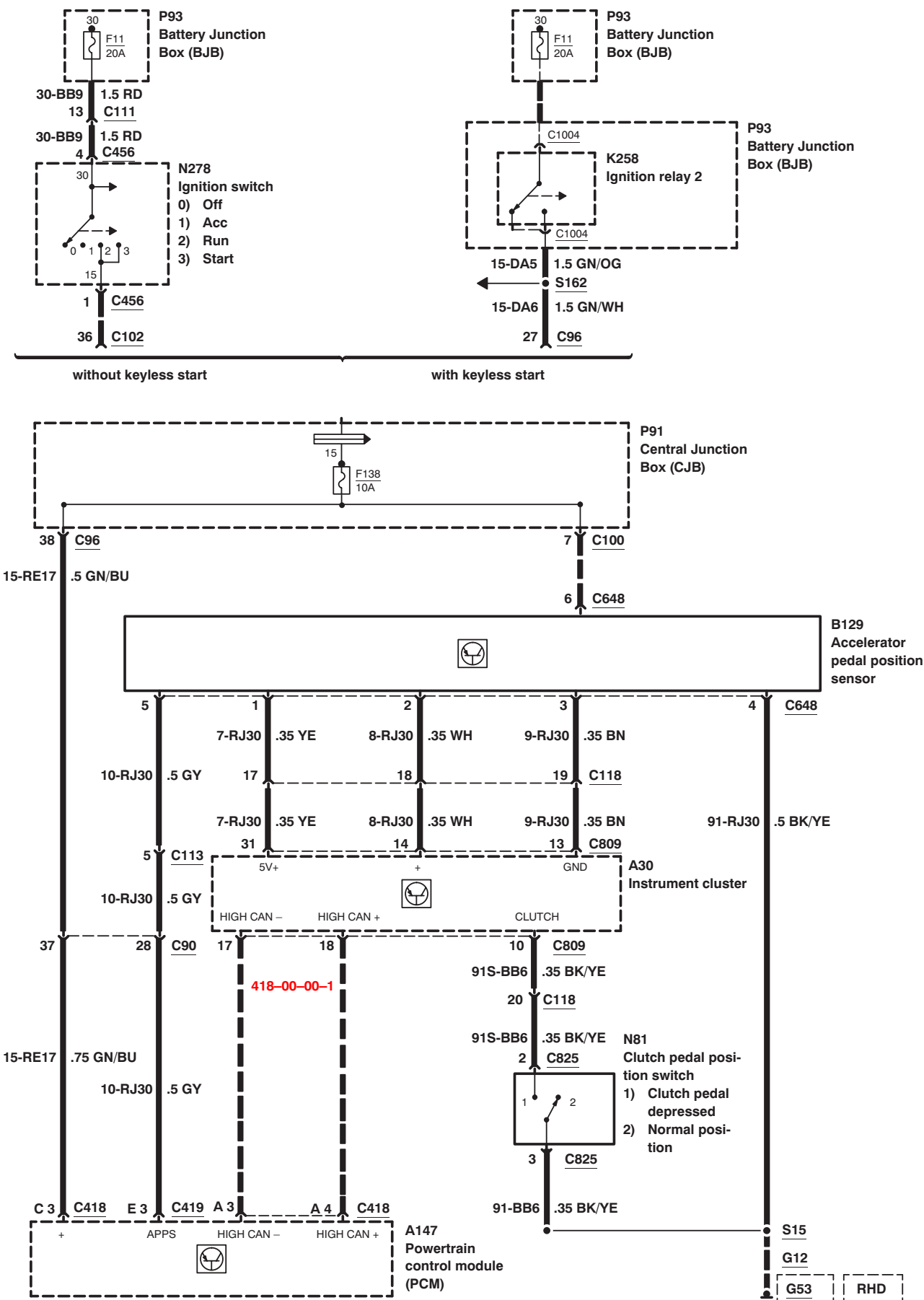
Electronic Engine Controls – 2.0L Duratorq–TDCi (DW) Diesel, with coated diesel particulate filter



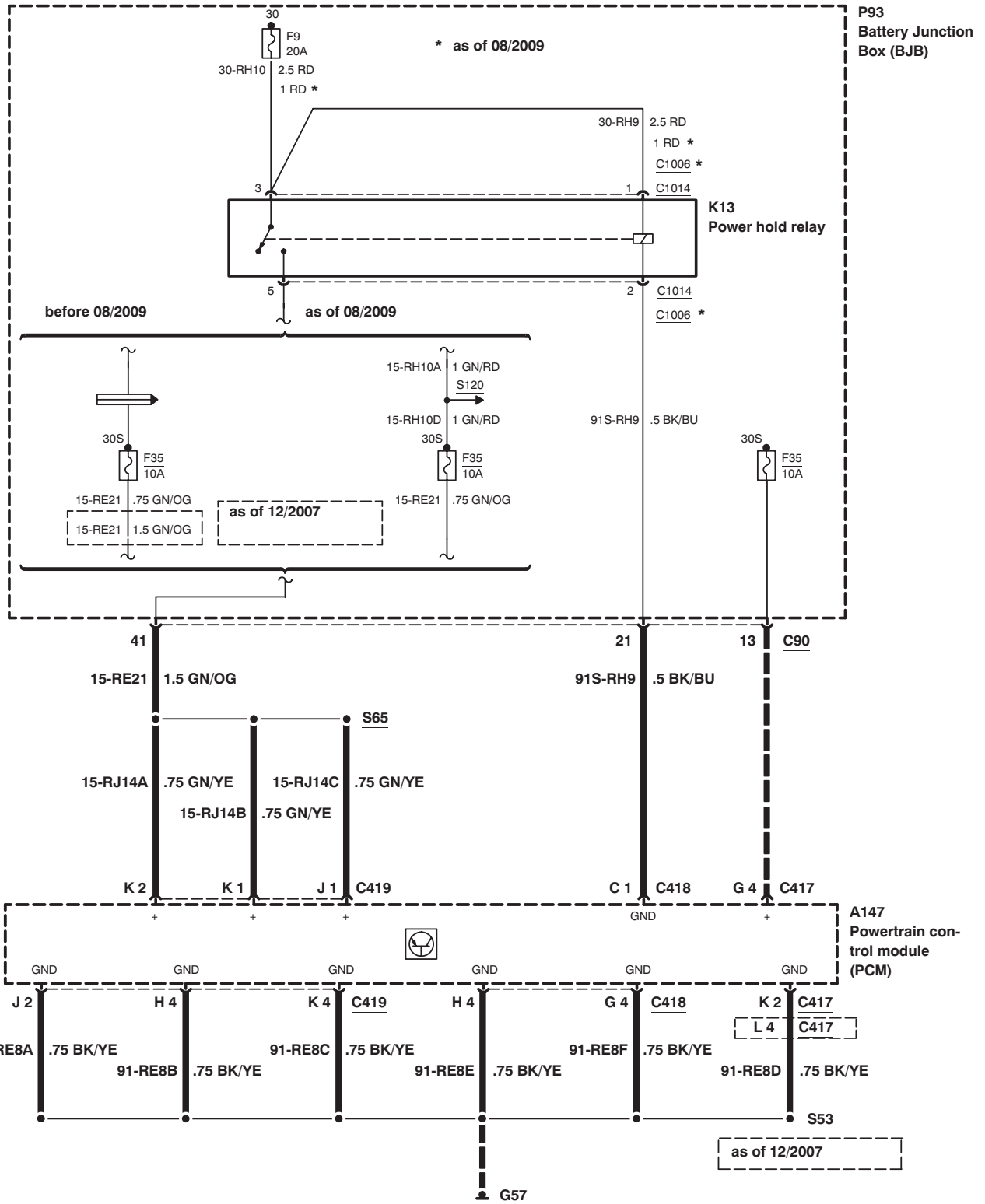
Electronic Engine Controls – 2.0L Duratorq–TDCi (DW) Diesel, with coated diesel particulate filter



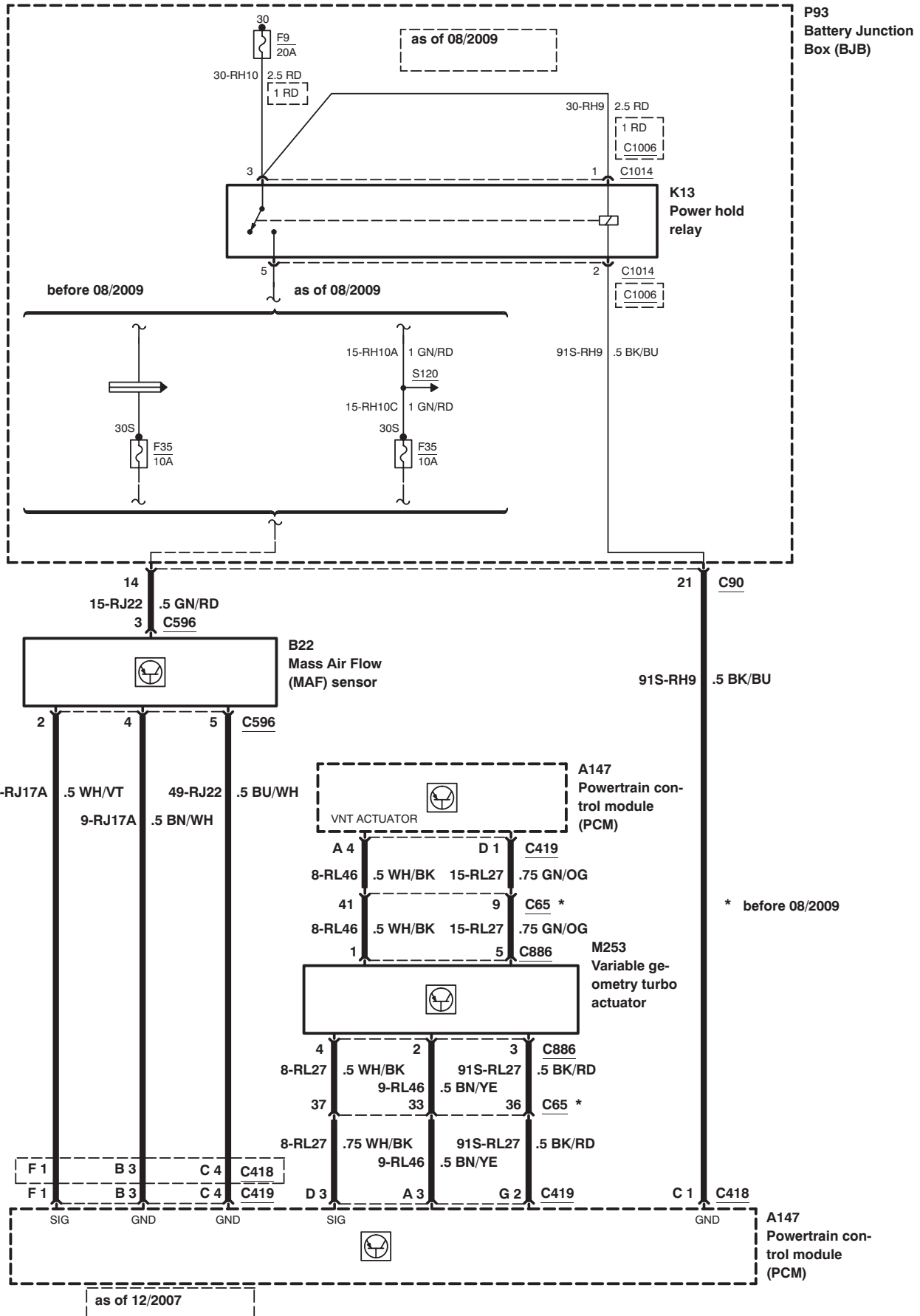
Electronic Engine Controls – 2.0L Duratorq–TDCi (DW) Diesel, with coated diesel particulate filter



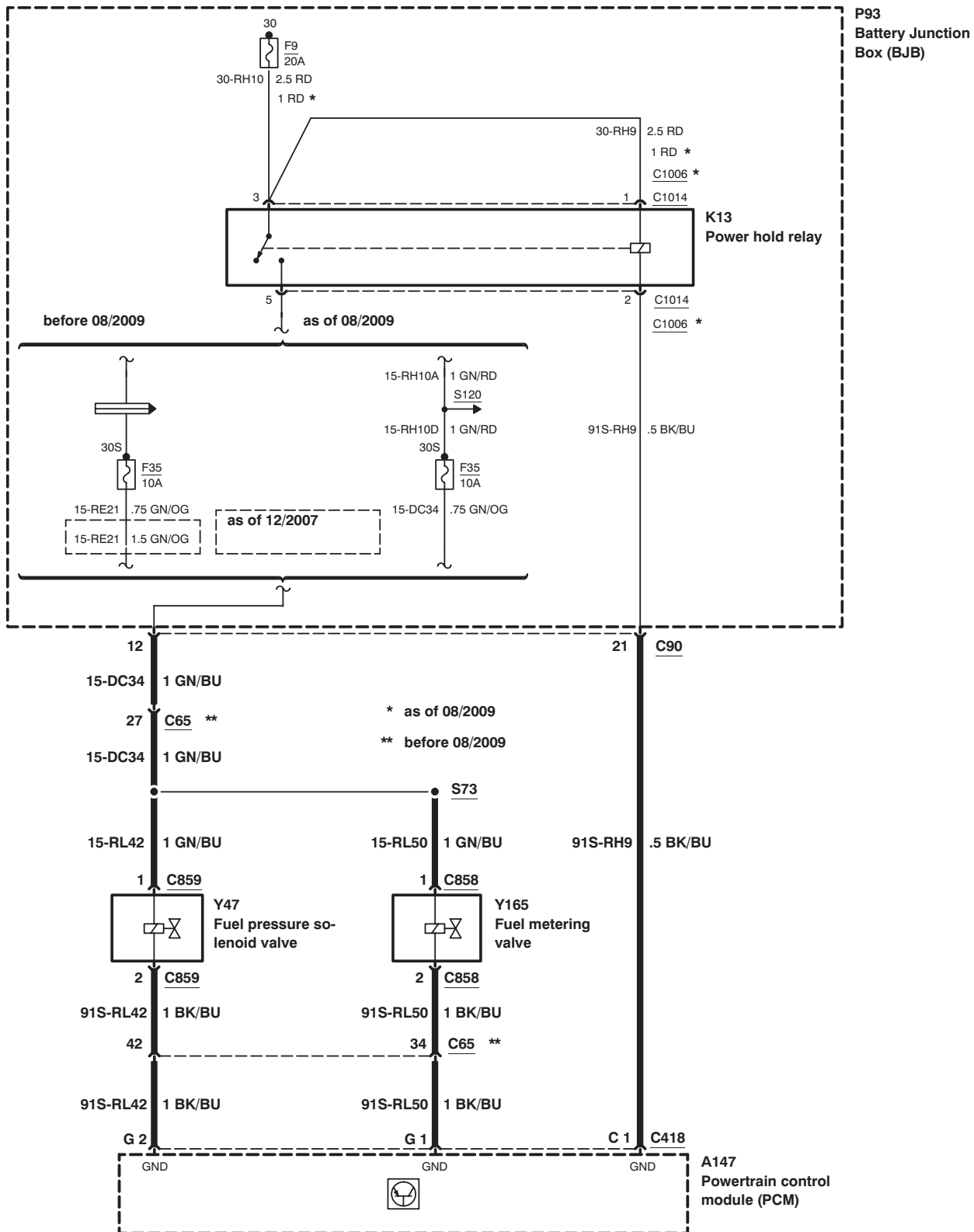
Electronic Engine Controls – 1.8L Duratorq–TDCi (Kent) Diesel



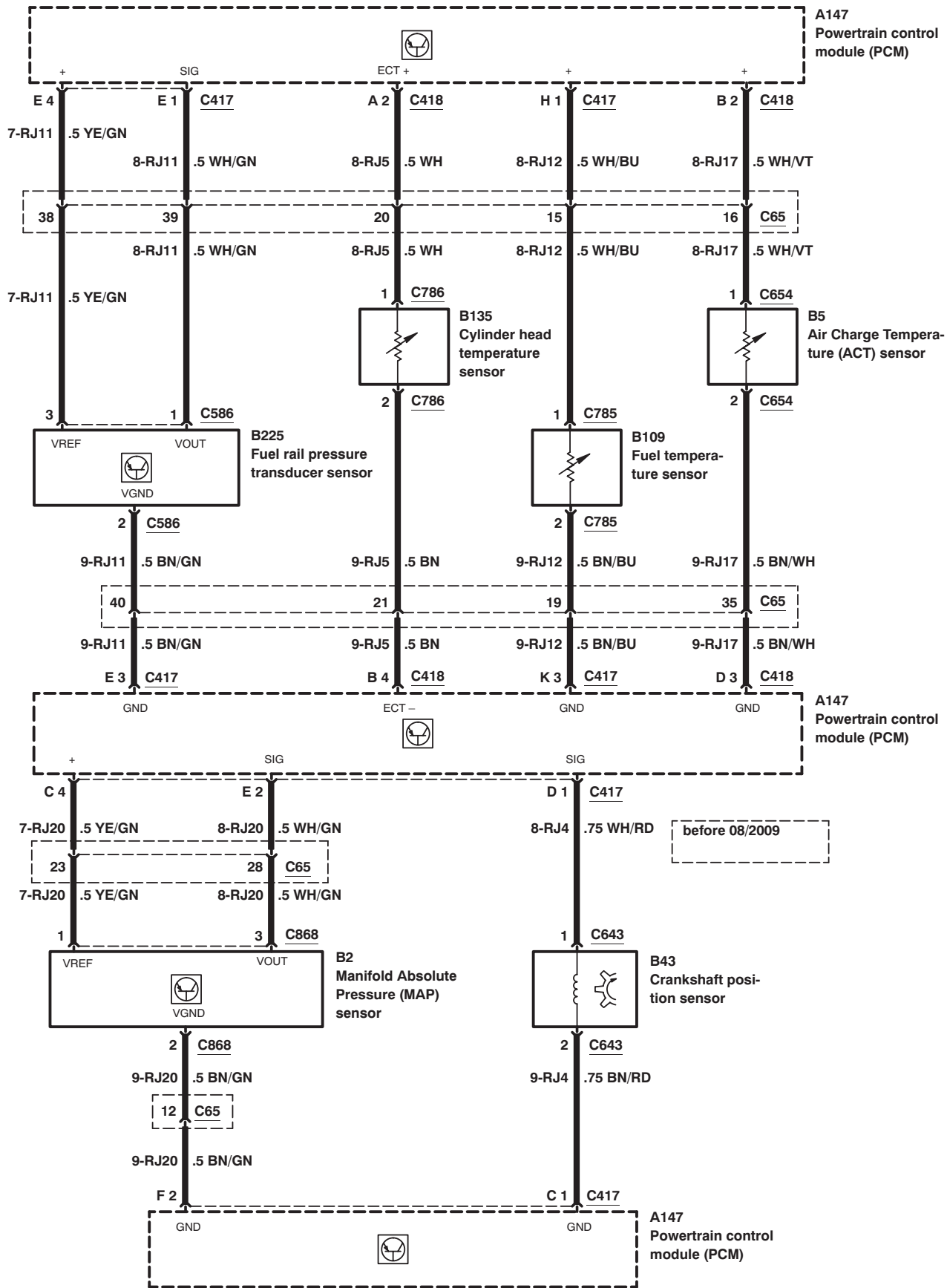
Electronic Engine Controls – 1.8L Duratorq–TDCi (Kent) Diesel



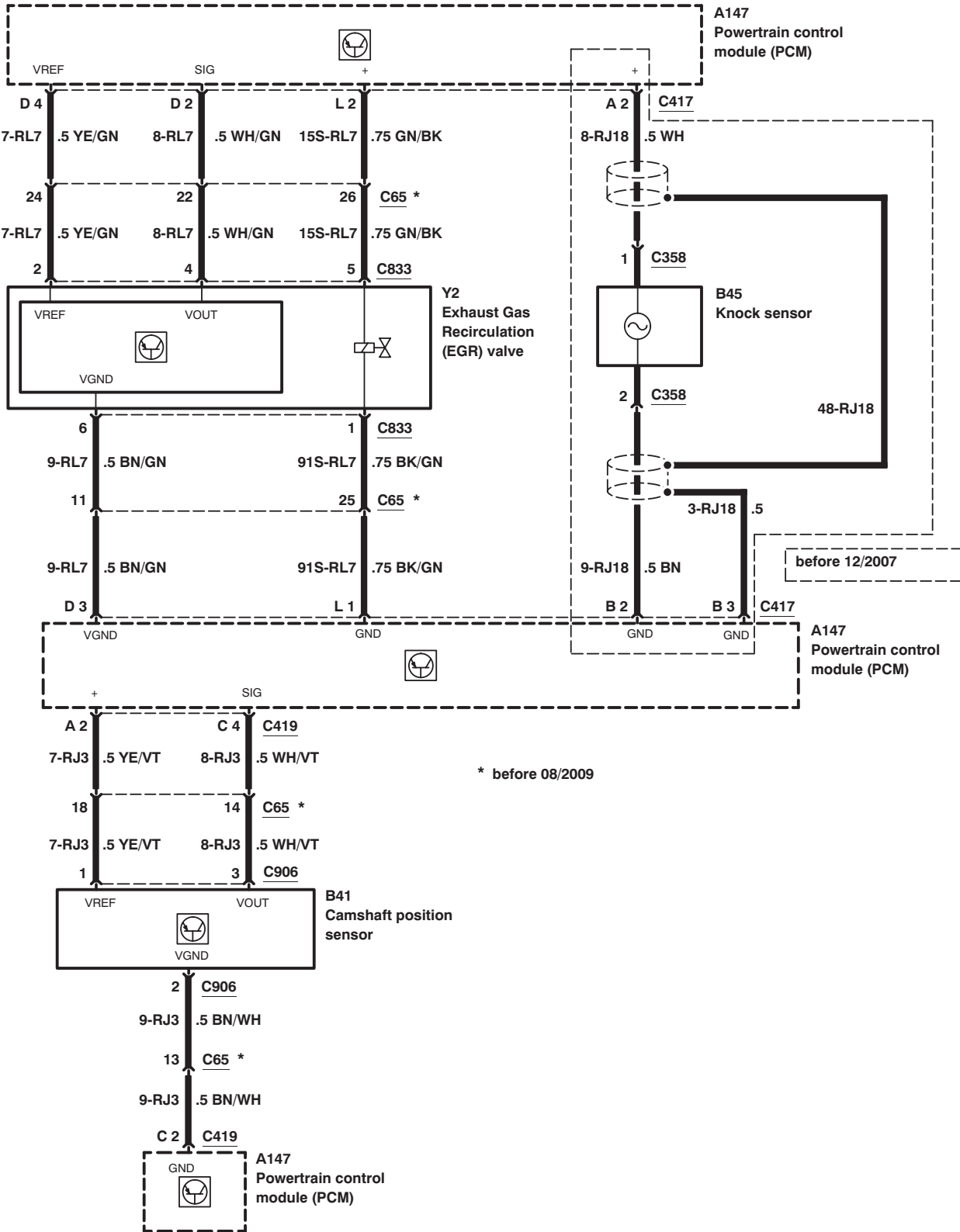
Electronic Engine Controls – 1.8L Duratorq–TDCi (Kent) Diesel



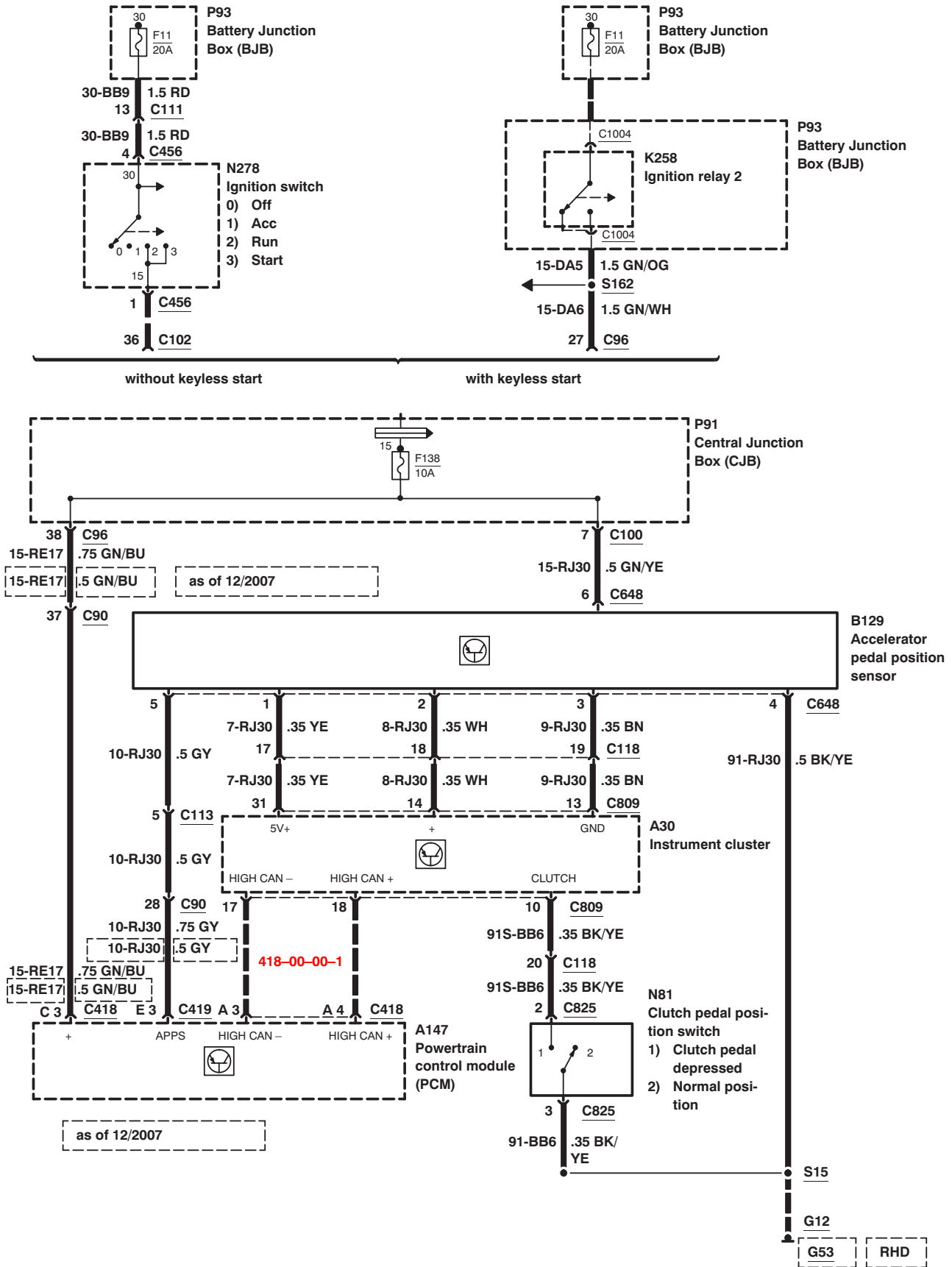
Electronic Engine Controls – 1.8L Duratorq–TDCi (Kent) Diesel



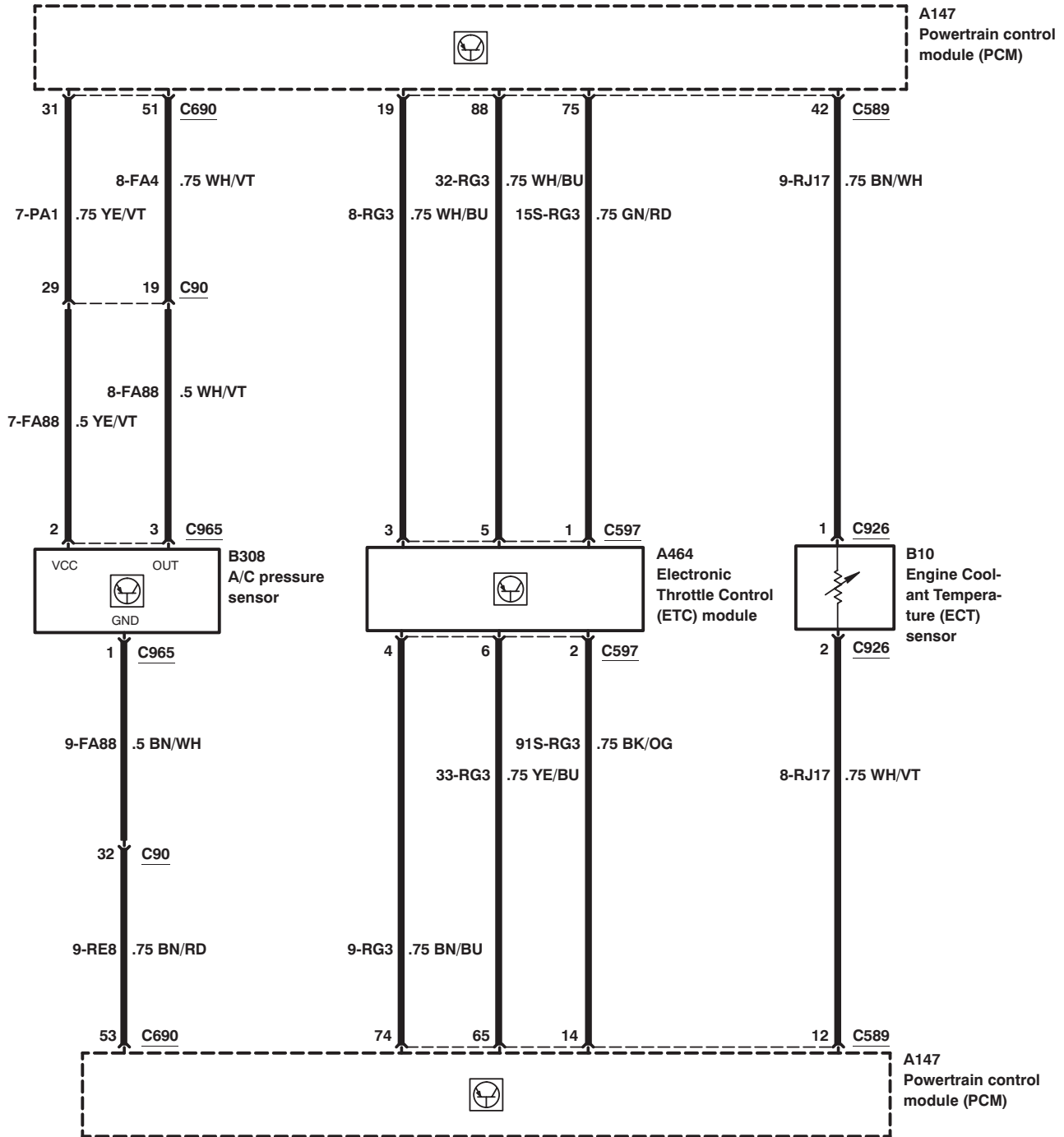
Electronic Engine Controls – 1.8L Duratorq–TDCi (Kent) Diesel



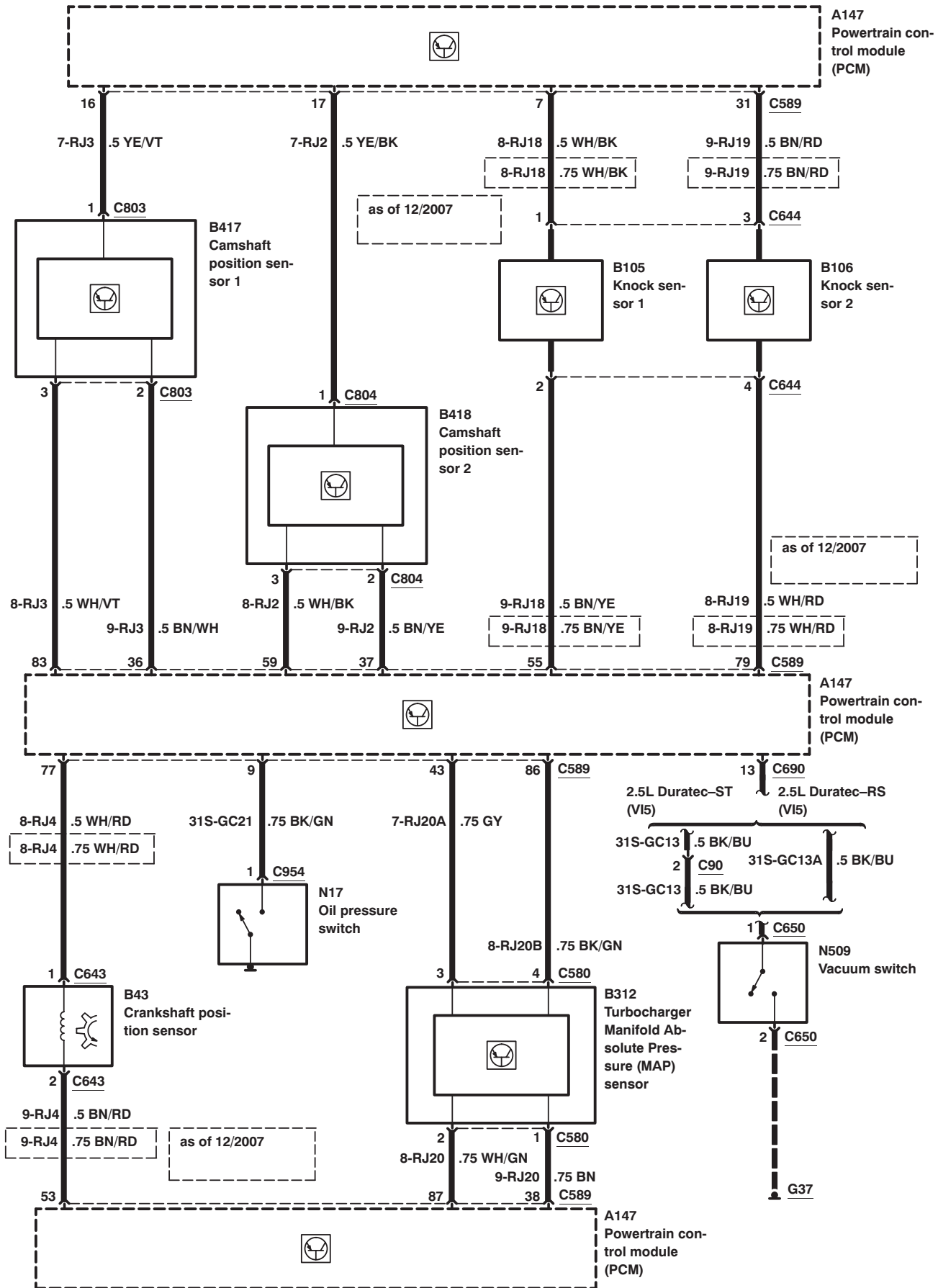
Electronic Engine Controls – 1.8L Duratorq–TDCi (Kent) Diesel



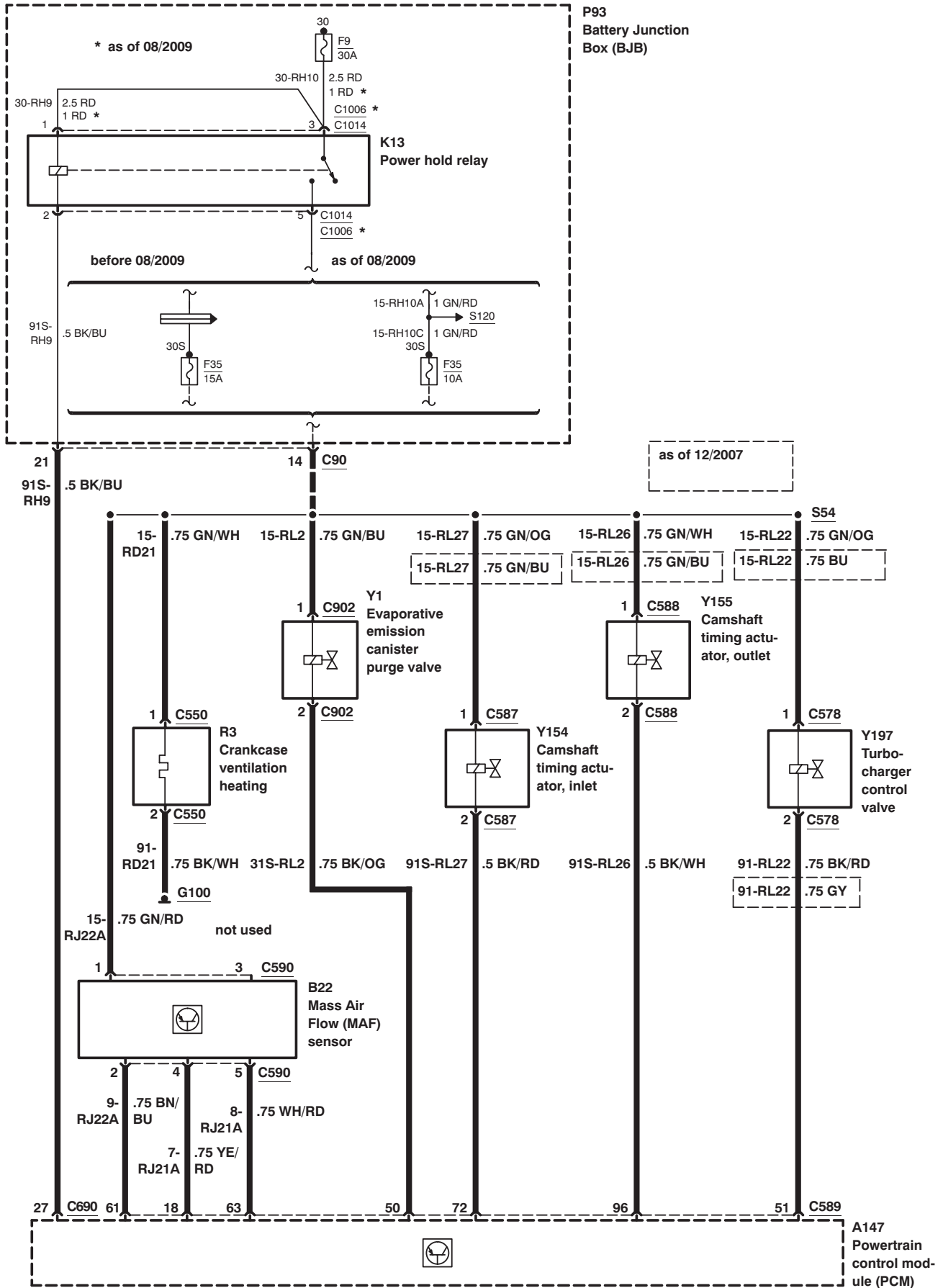
Electronic Engine Controls – 2.5L Duratec (VI5)



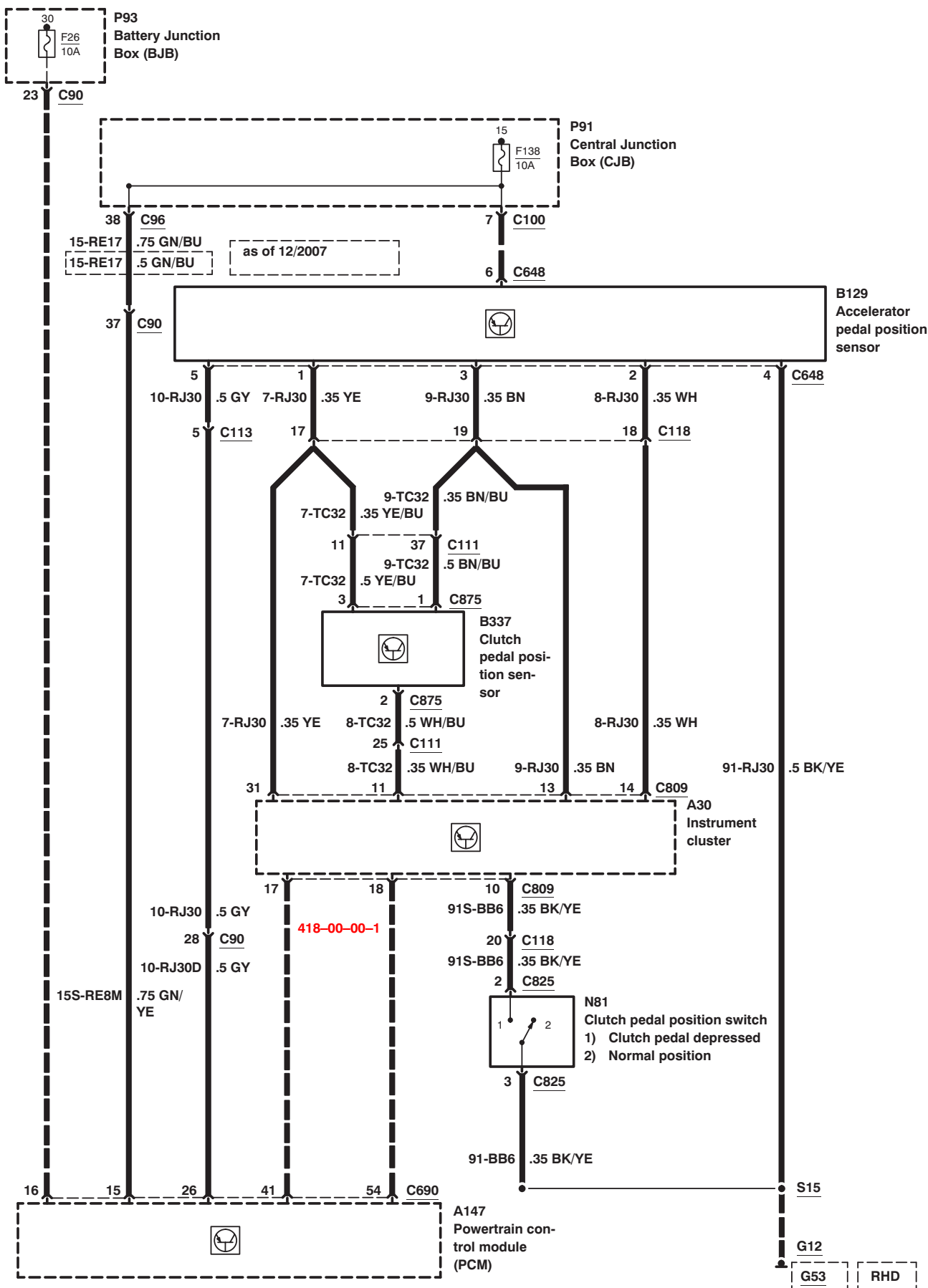
Electronic Engine Controls – 2.5L Duratec (VI5)



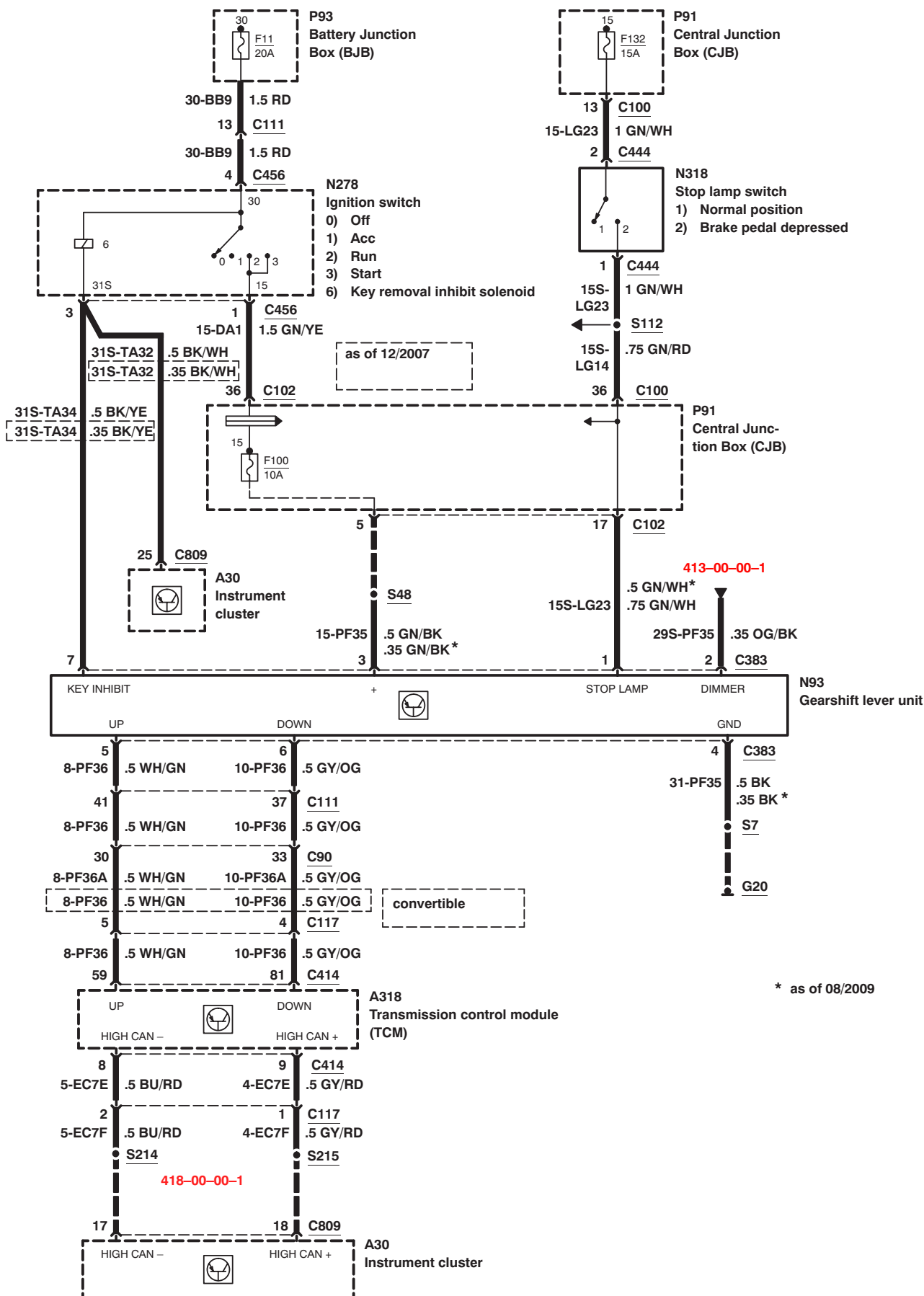
Electronic Engine Controls – 2.5L Duratec–RS (VI5)



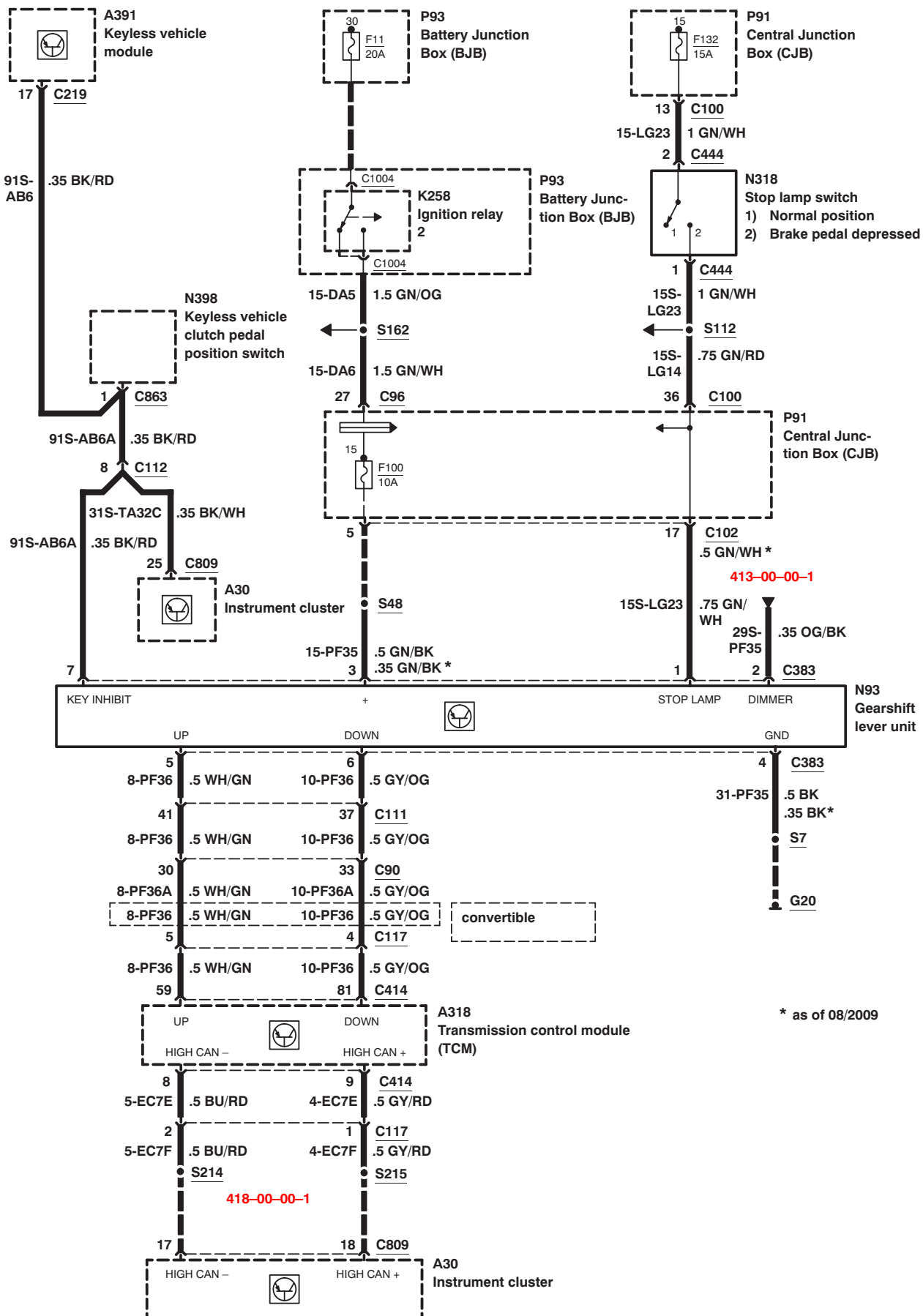
Electronic Engine Controls – 2.5L Duratec (VI5)



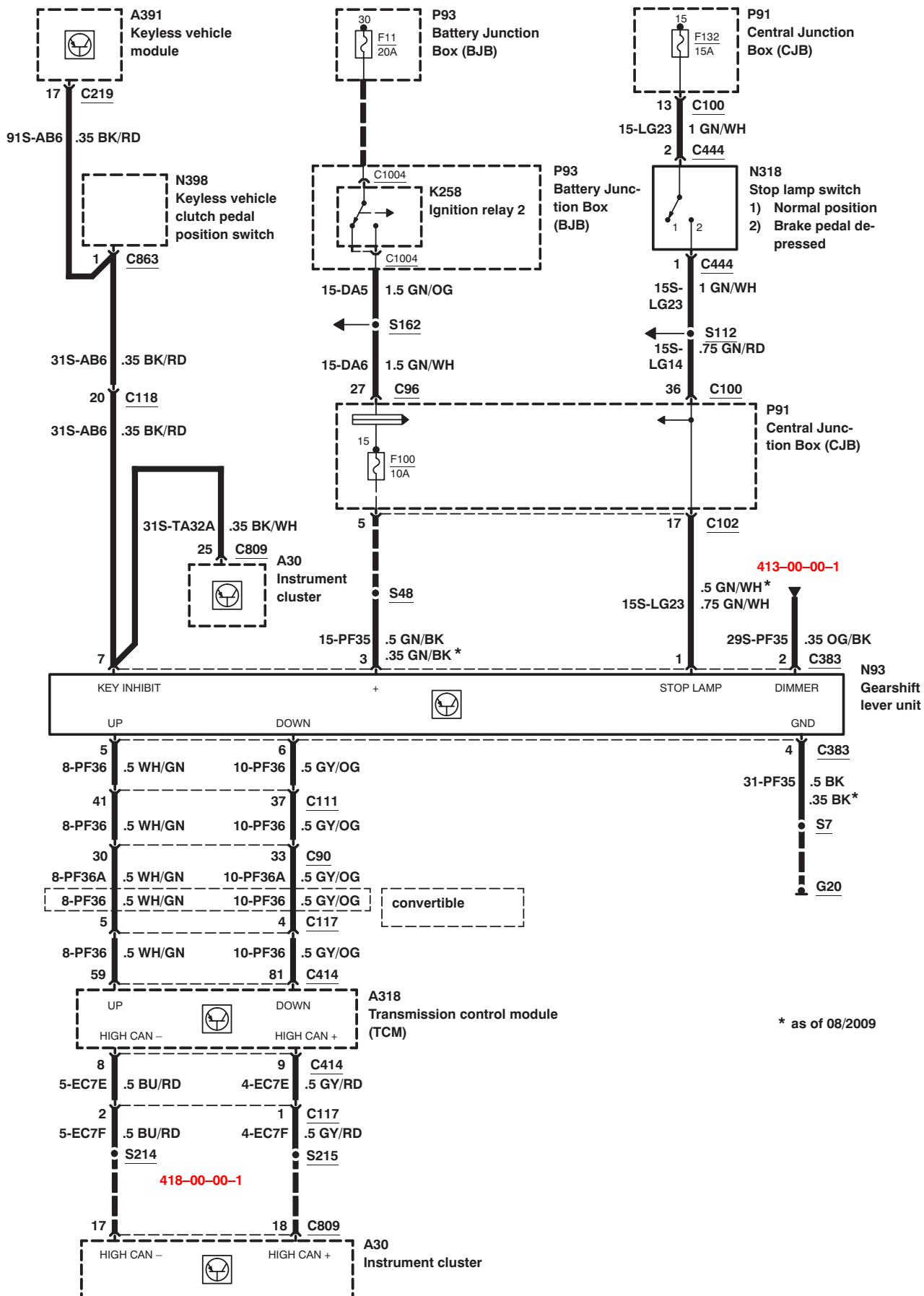
Automatic Transmission – automatic transmission, without keyless start



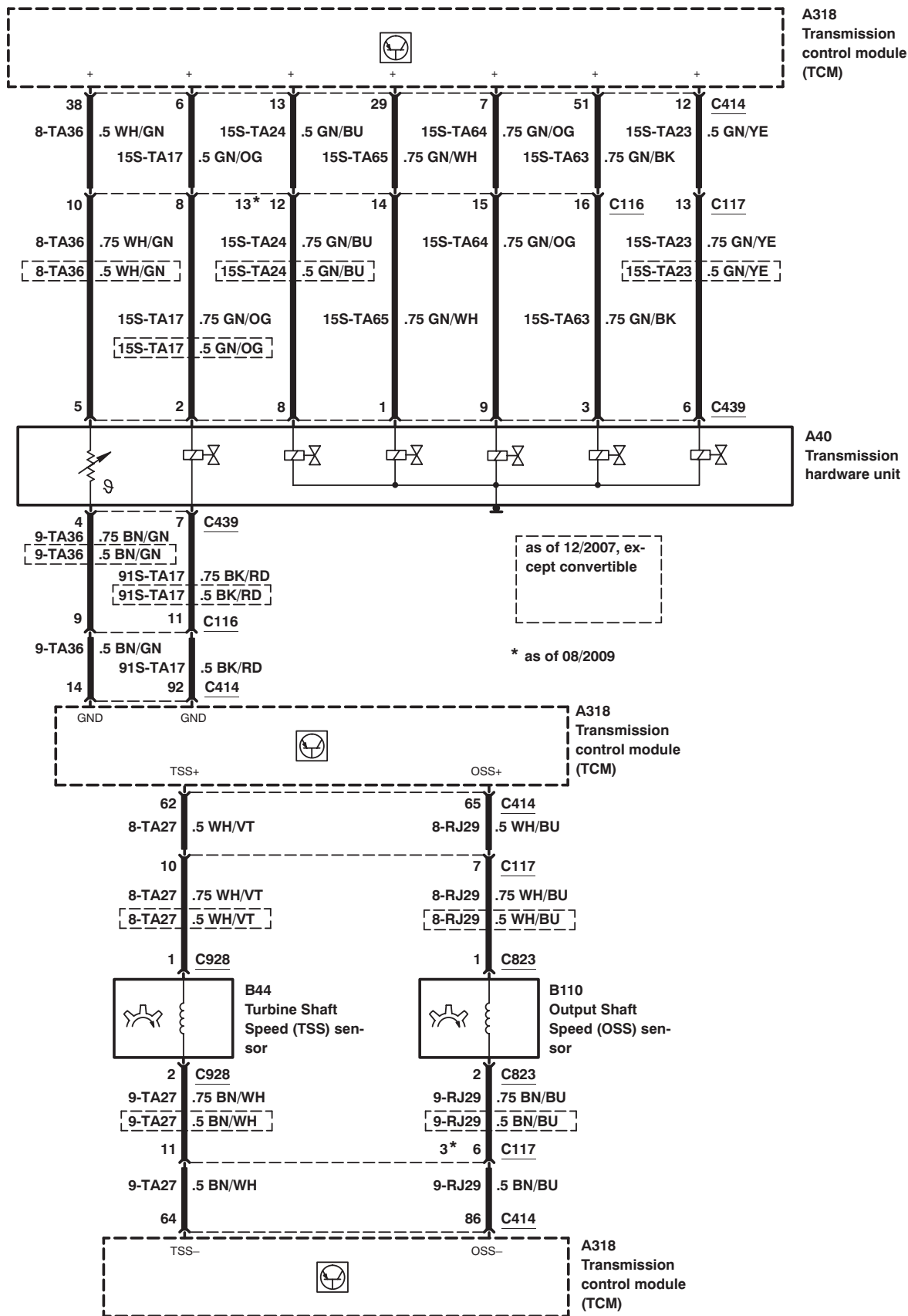
Automatic Transmission – automatic transmission, with keyless start, except convertible



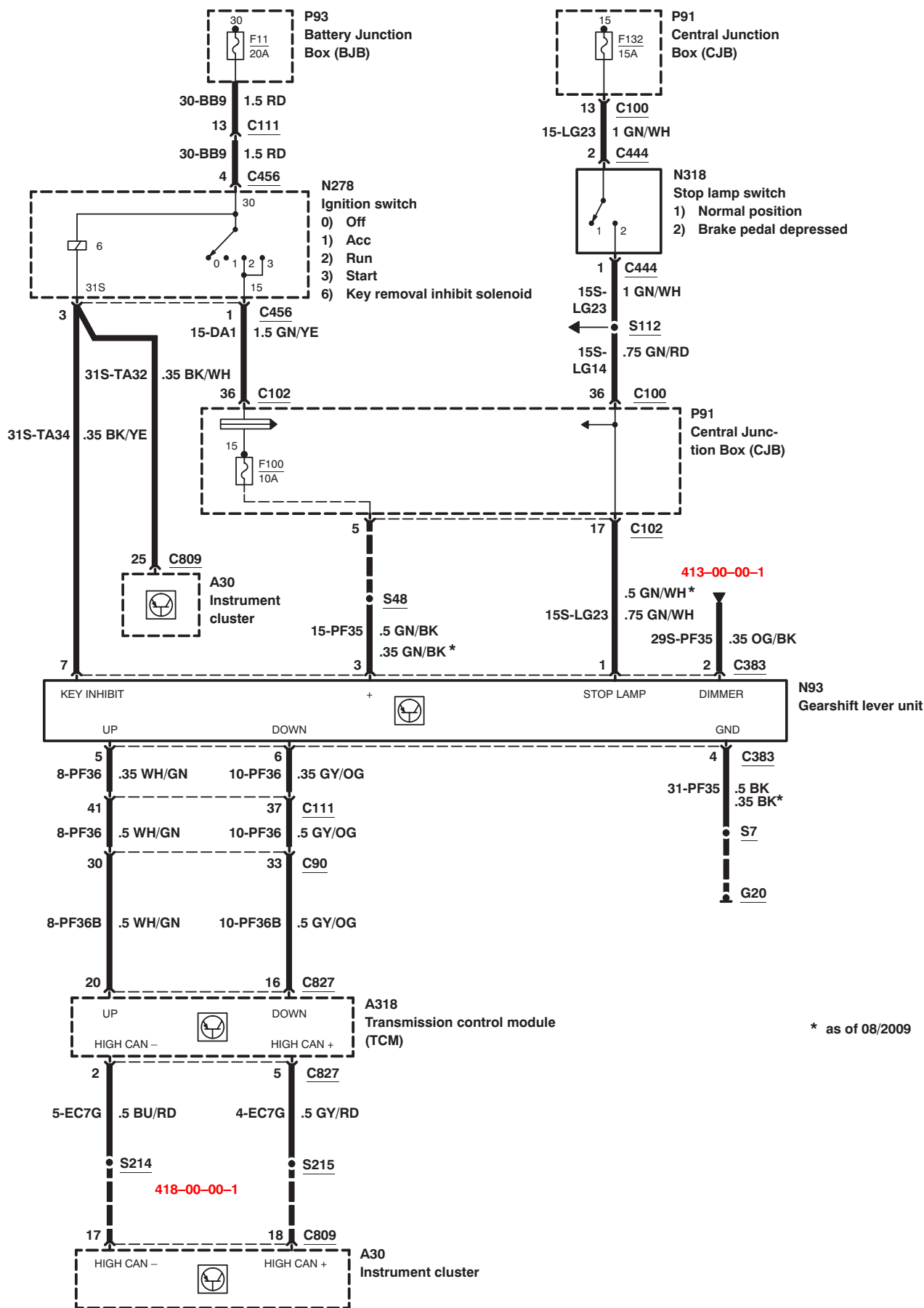
Automatic Transmission – automatic transmission, with keyless start, convertible



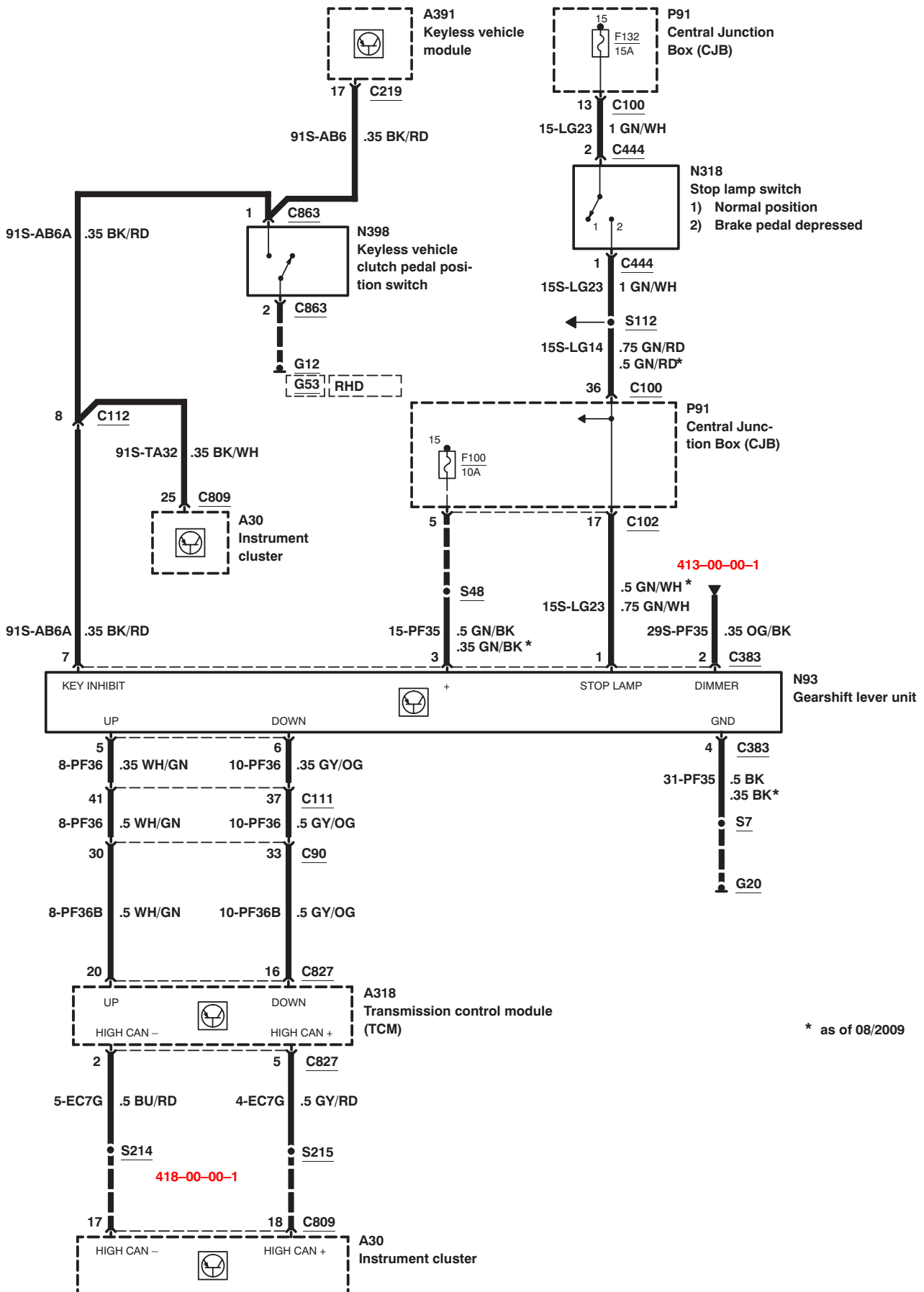
Automatic Transmission – automatic transmission



Manual Transmission – manual transmission (MPS6), without keyless start

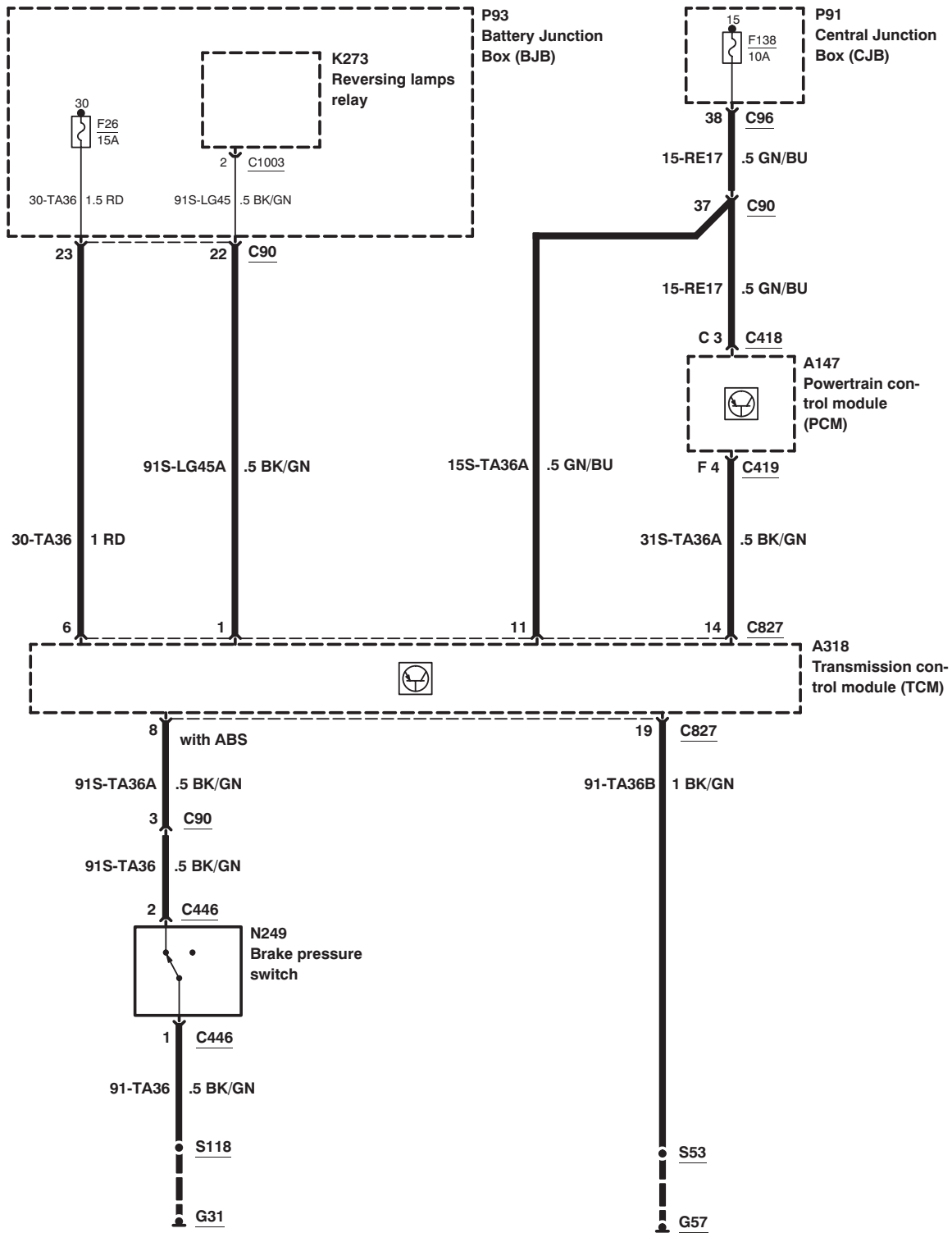


Manual Transmission – manual transmission (MPS6), with keyless start

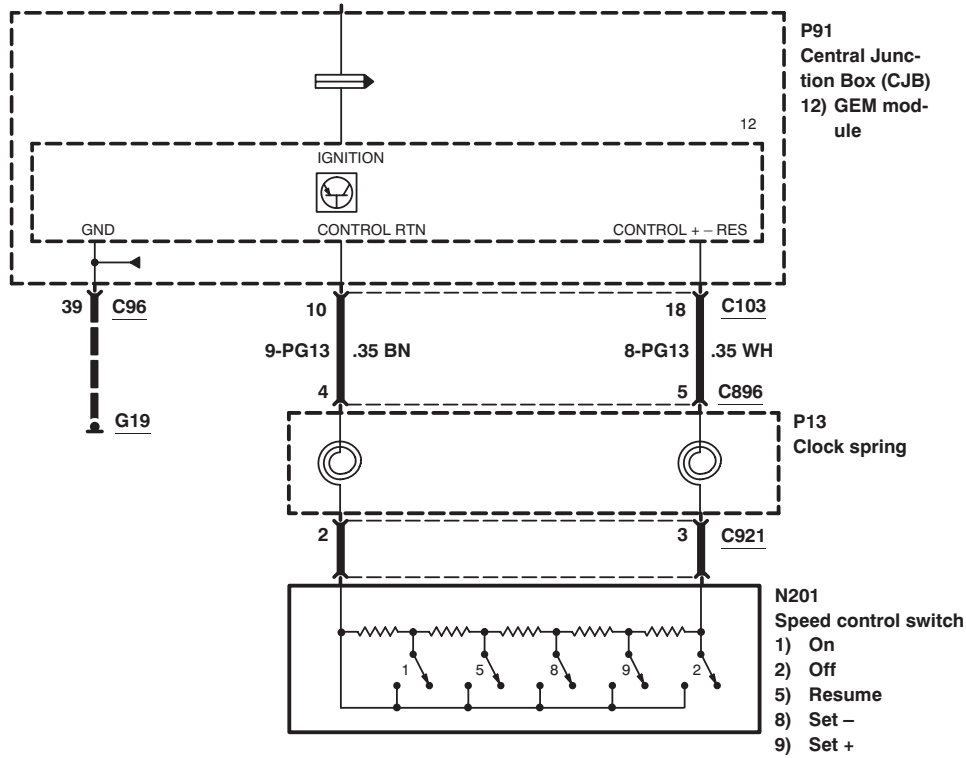
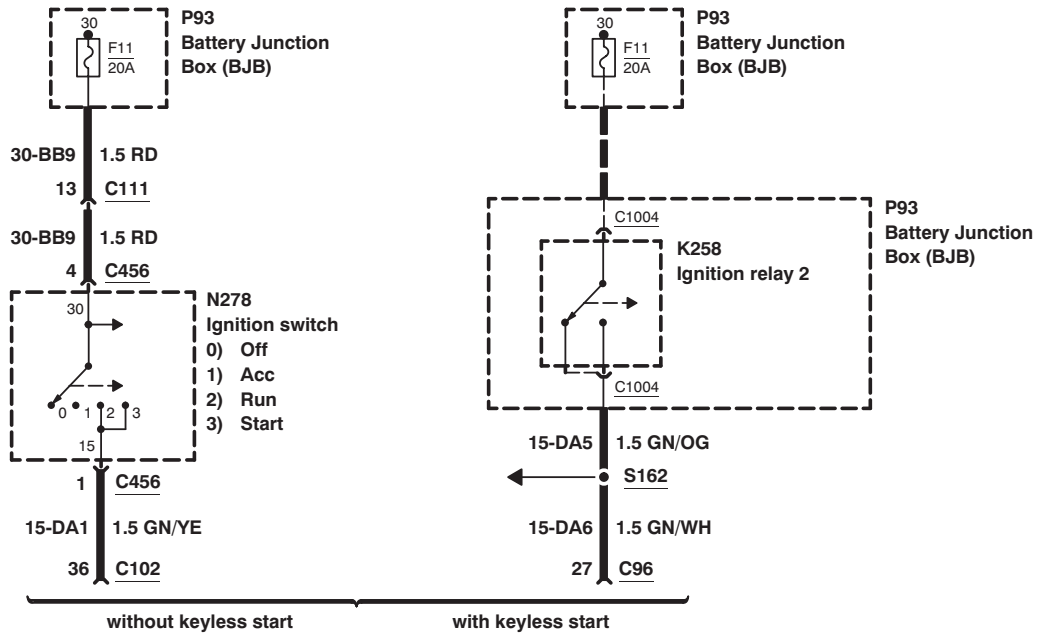


* as of 08/2009

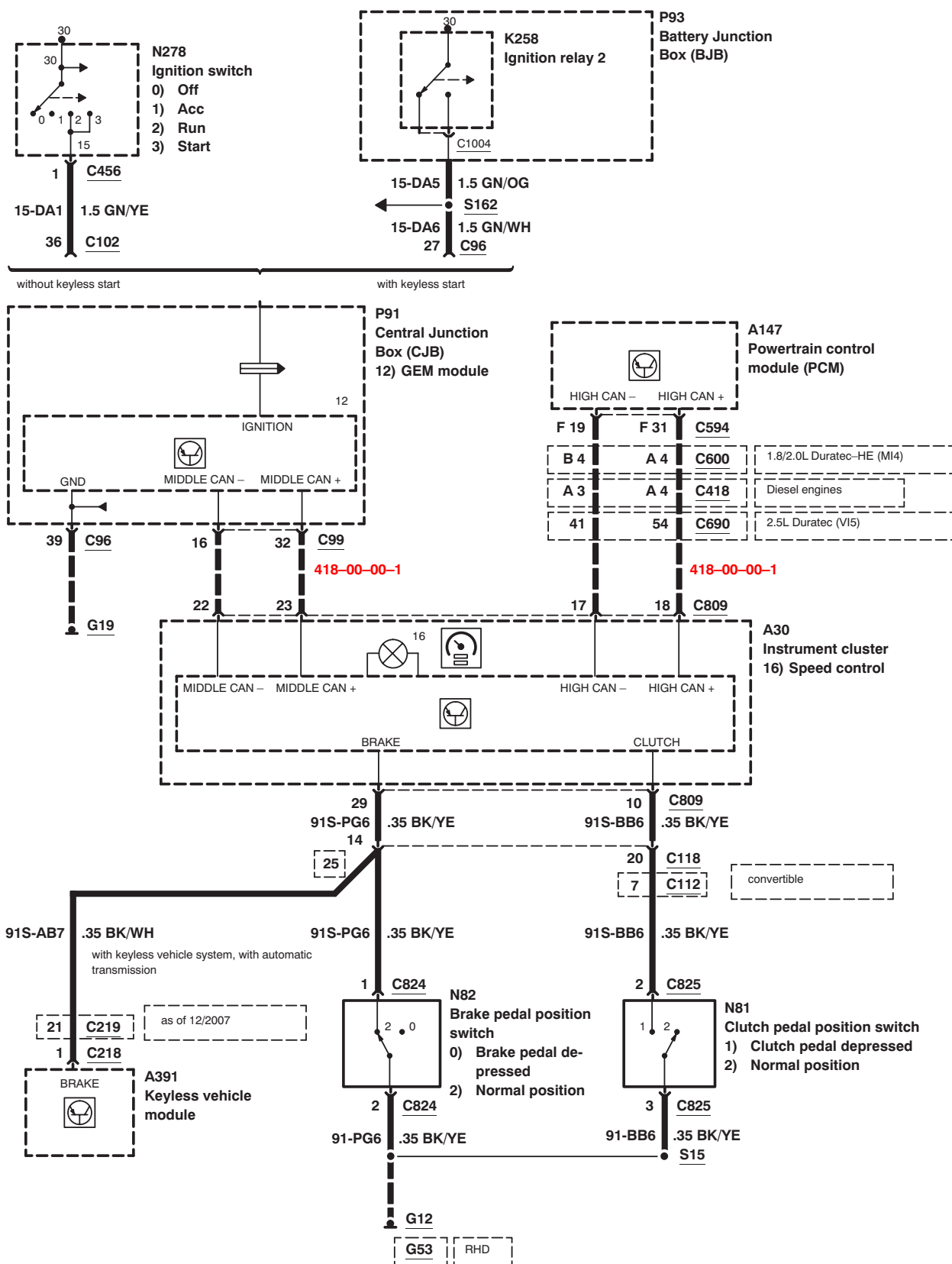
Manual Transmission – manual transmission (MPS6), with keyless start



Speed Control



Speed Control



Electrical

Climate Control System

Heating and Ventilation	412-02A-00-1/2
Auxiliary heating	412-02B-00-1/3
Air-conditioning	412-03-00-1/21

Instrumentation and Warning System

Instrument Cluster and Panel Illumination	413-00-00-1/15
Instrument Cluster	413-01-00-1/16
Horn	413-06-00-1
Clock	413-07-00-1/3
Parking Aid	413-13-00-1/4
Generator and Regulator – 1.4/1.6L Duratec – 16V (Sigma)	414-02A-00-1
Generator and Regulator -1.6L Duratec- 16V Ti-VCT (Sigma)	414-02B-00-1
Generator and Regulator -1.8/2.0L Duratec- HE 9MI4)	414-02C-00-1
Generator and Regulator -1.6L Duratorq – TDCi (DV) Diesel	414-02D-00-1/4
Generator and Regulator -2.0L Duratorq- TDCi (DW) Diesel	414-02E-00-1
Generator and Regulator -1.8L Duratorq- TDCi (Kent) Diesel	414-02F-00-1
Generator and Regulator -2.5L Duratec (VI5)	414-02G-00-1
Voltage Converter/Inverter	414-05-00-1

Audio Systems

Audio Unit	415-01-00-1/9
Speaker's	415-03-00-1/6

Lighting Systems

Exterior Lighting – Headlamps	417-01-00-1/6
Exterior Lighting –Headlamp leveling	417-01-00-7/18
Exterior Lighting – Stop Lamps	417-01-00-19/24
Exterior Lighting –Turn Signal Lamps	417-01-00-25/37
Position and Parking Lamps	417-01-00-38/52
Exterior Lighting –License Plate Illumination	417-01-00-53/58
Exterior Lighting – Fog lamps	417-01-00-59/62
Exterior Lighting – Reversing Lamps	417-01-00-63/75
Exterior Lighting – Trailer socket	417-01-00-76/109

PAGE 2 OF 2

Interior Lighting -----417-02-00-1/13
Daytime Running Lamps -----417-04-00-1/7

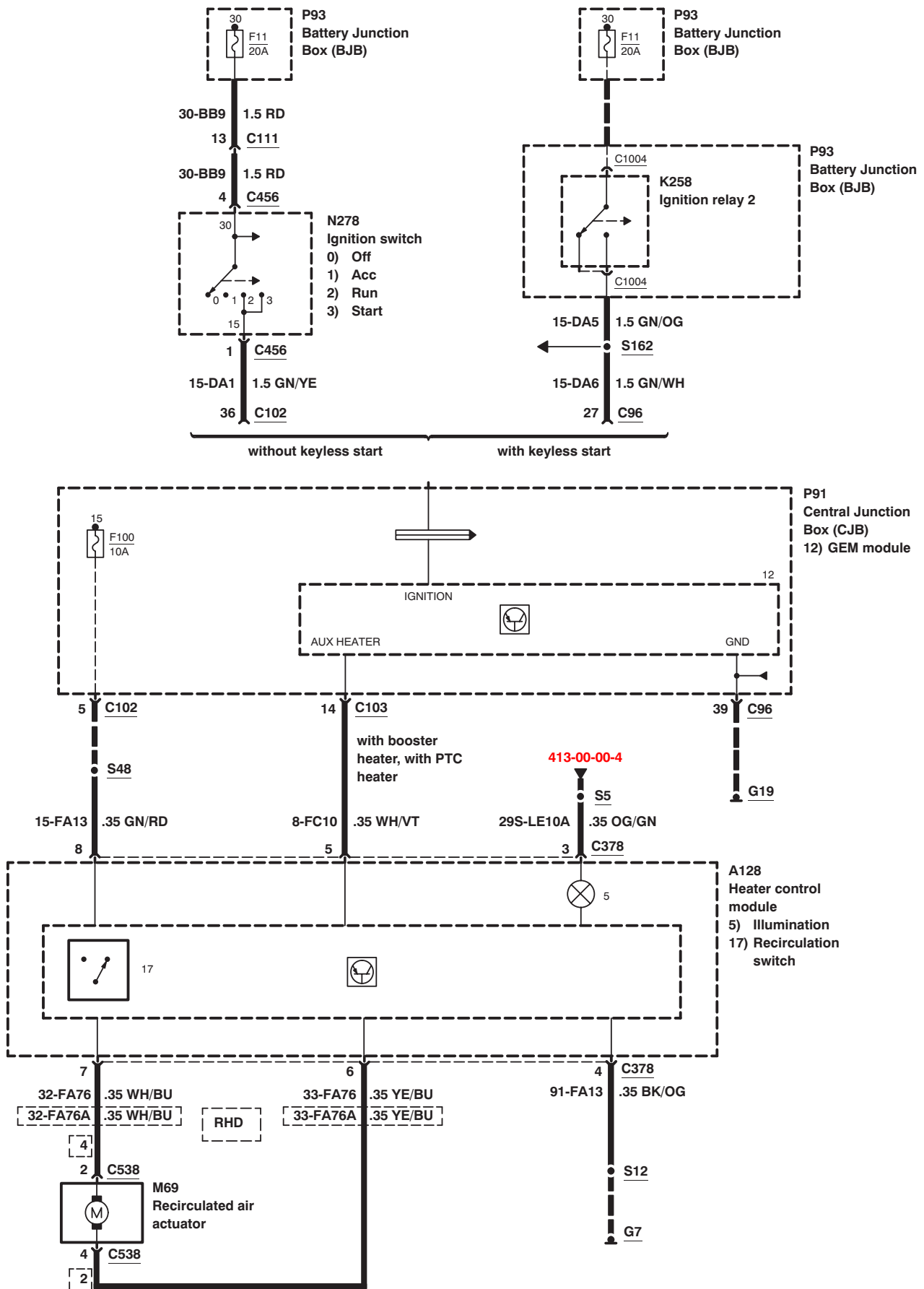
Electrical Distribution

Module Communications Network -----418-00-00-1/48

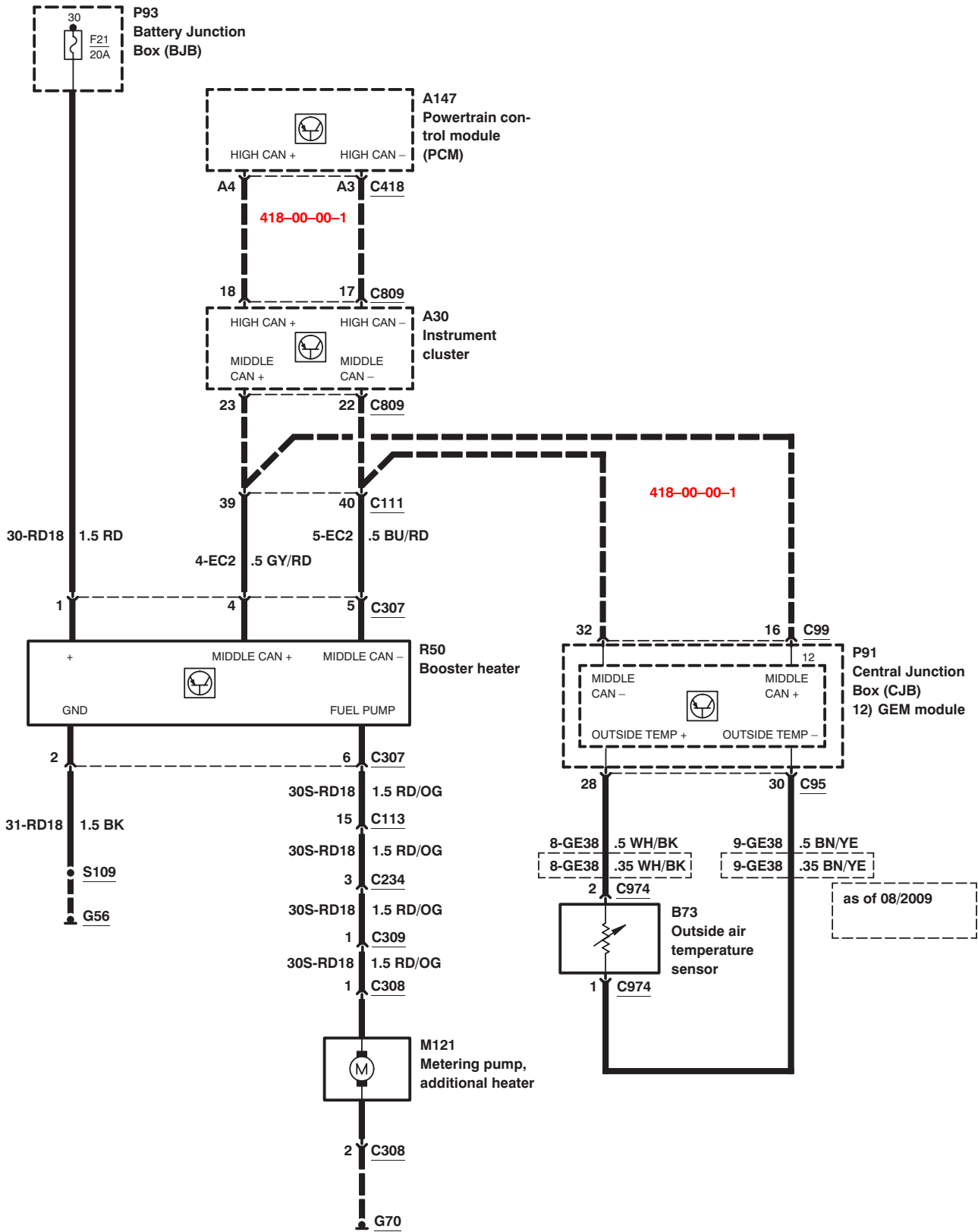
Electronic Feature Group

Anti-Theft – Active -----419-01A-00-1/16
Anti-Theft – Passive -----419-01B-00-1/2
Navigation System -----419-07A-00-1/3
Navigation System -----419-07B-00-1/7
Cellular Phone -----419-08-00-1/8
Multifunction Electronic Control
Modules -----419-10-00-1/12

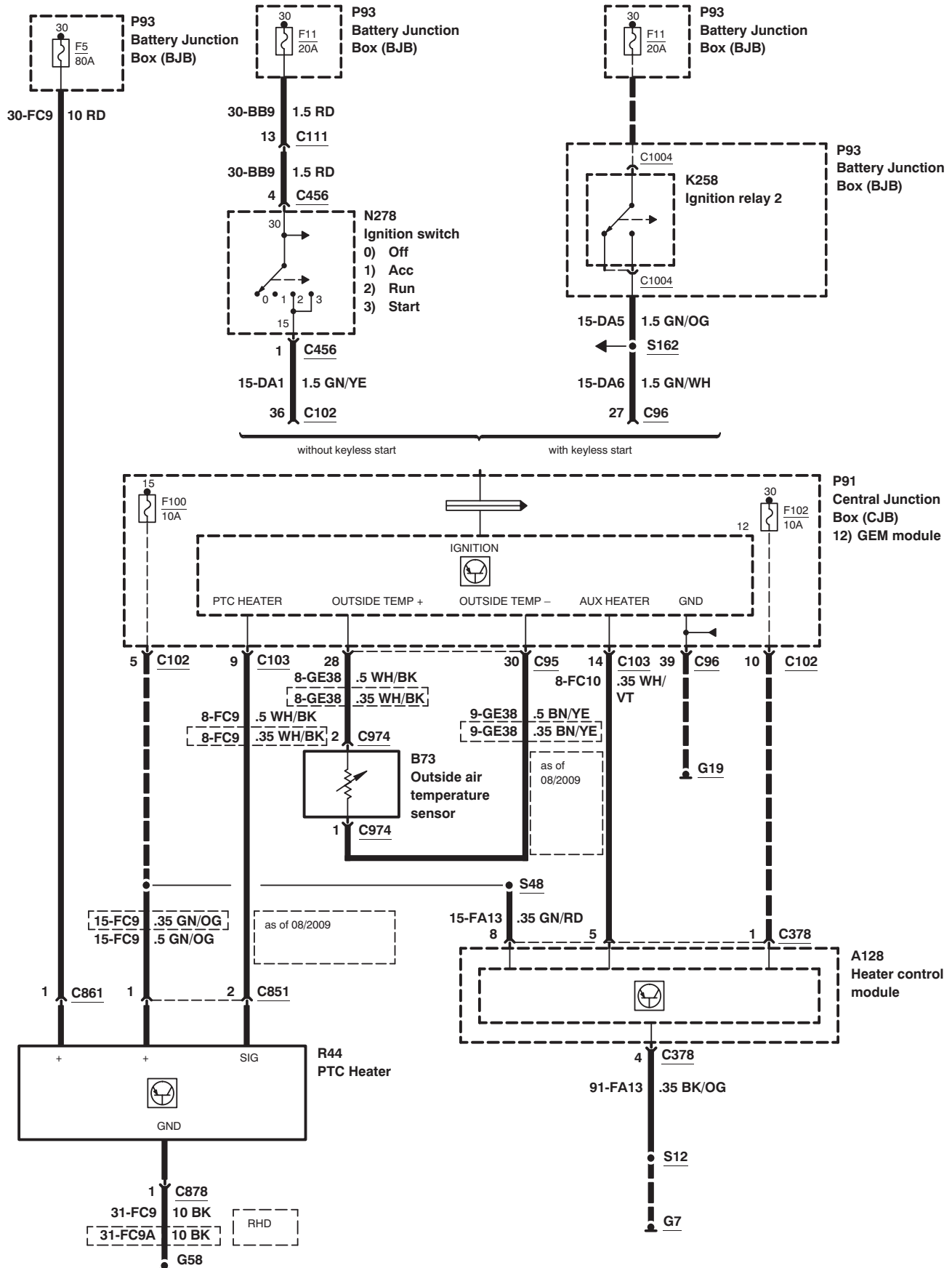
Heating and Ventilation



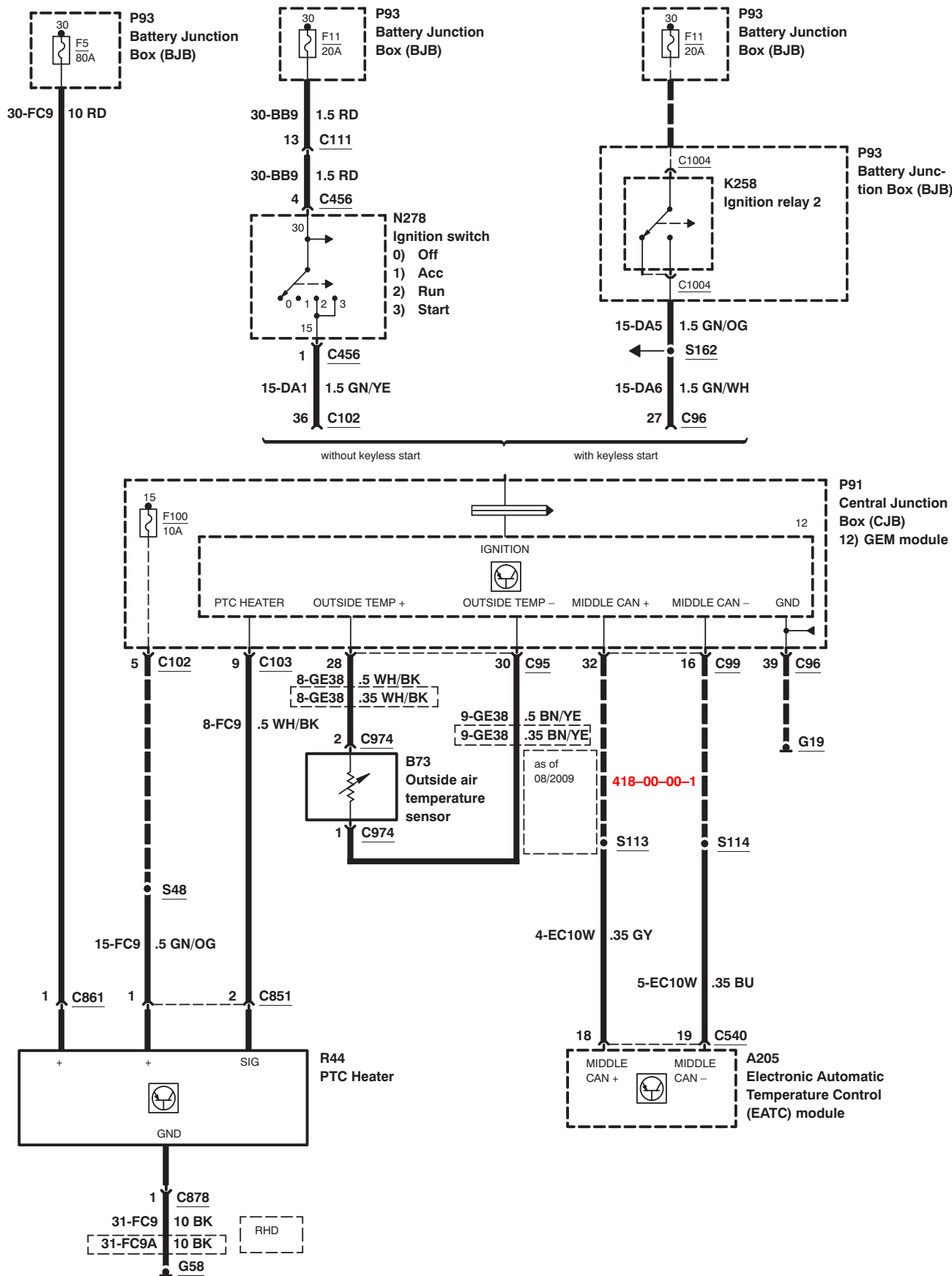
Auxiliary Heating – with booster heater



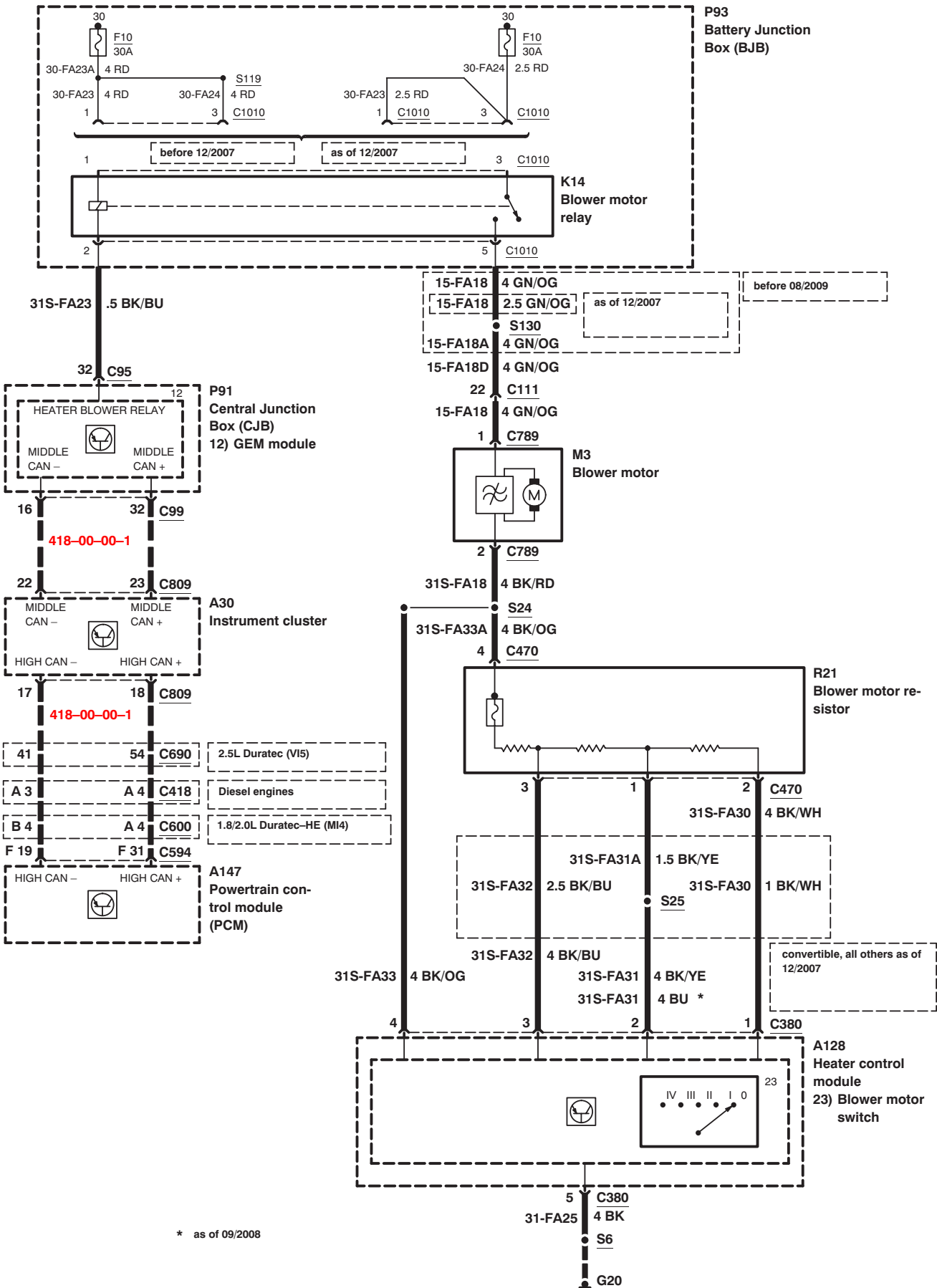
Auxiliary Heating – with PTC heater, without EATC



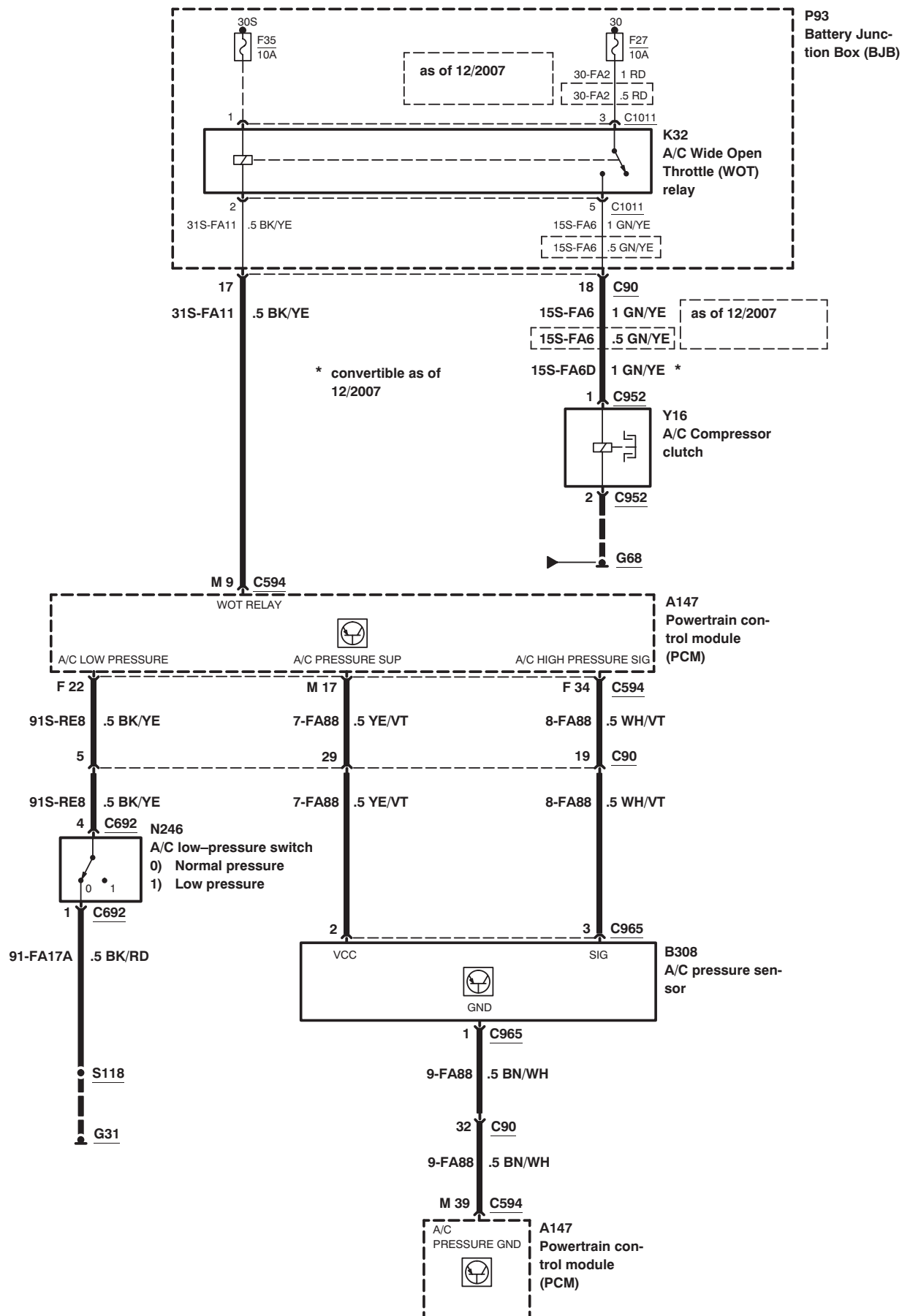
Auxiliary Heating – with PTC heater, with EATC



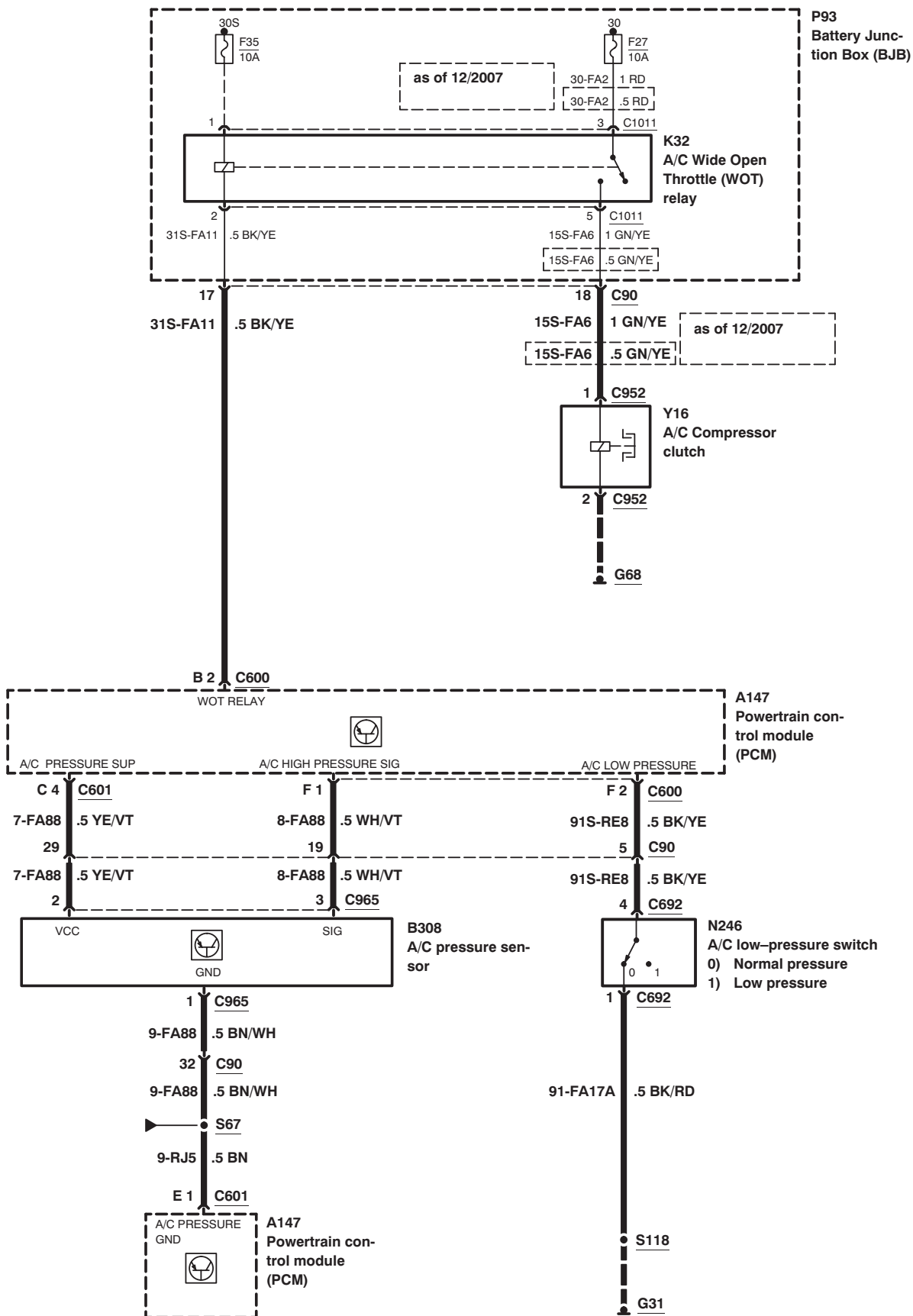
Air Conditioning – without EATC



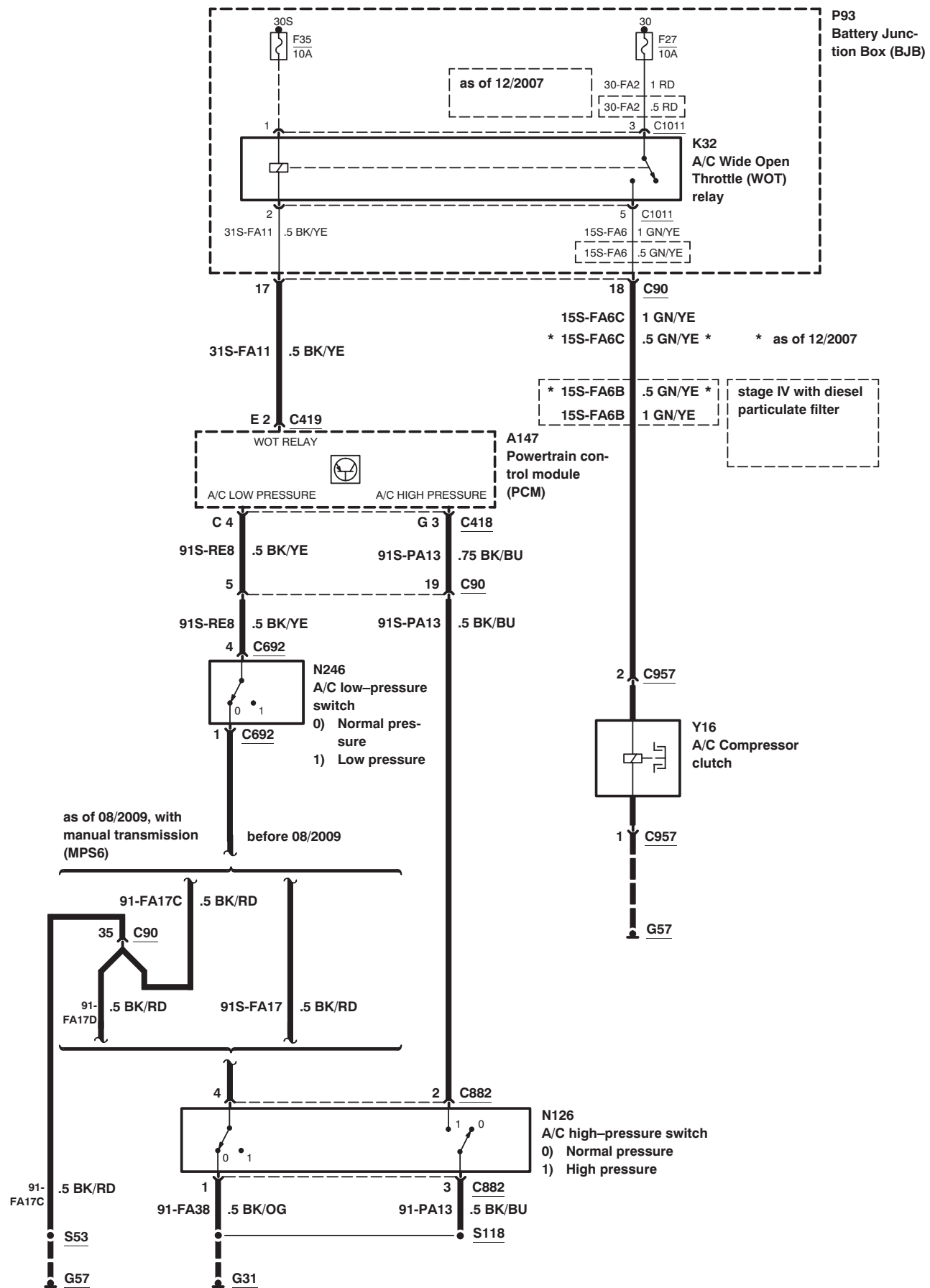
Air Conditioning – without EATC, 1.4/1.6L Duratec–16V (Sigma), 1.6L Duratec–16V Ti–VCT (Sigma)



Air Conditioning – without EATC, 1.8/2.0L Duratec–HE (MI4)

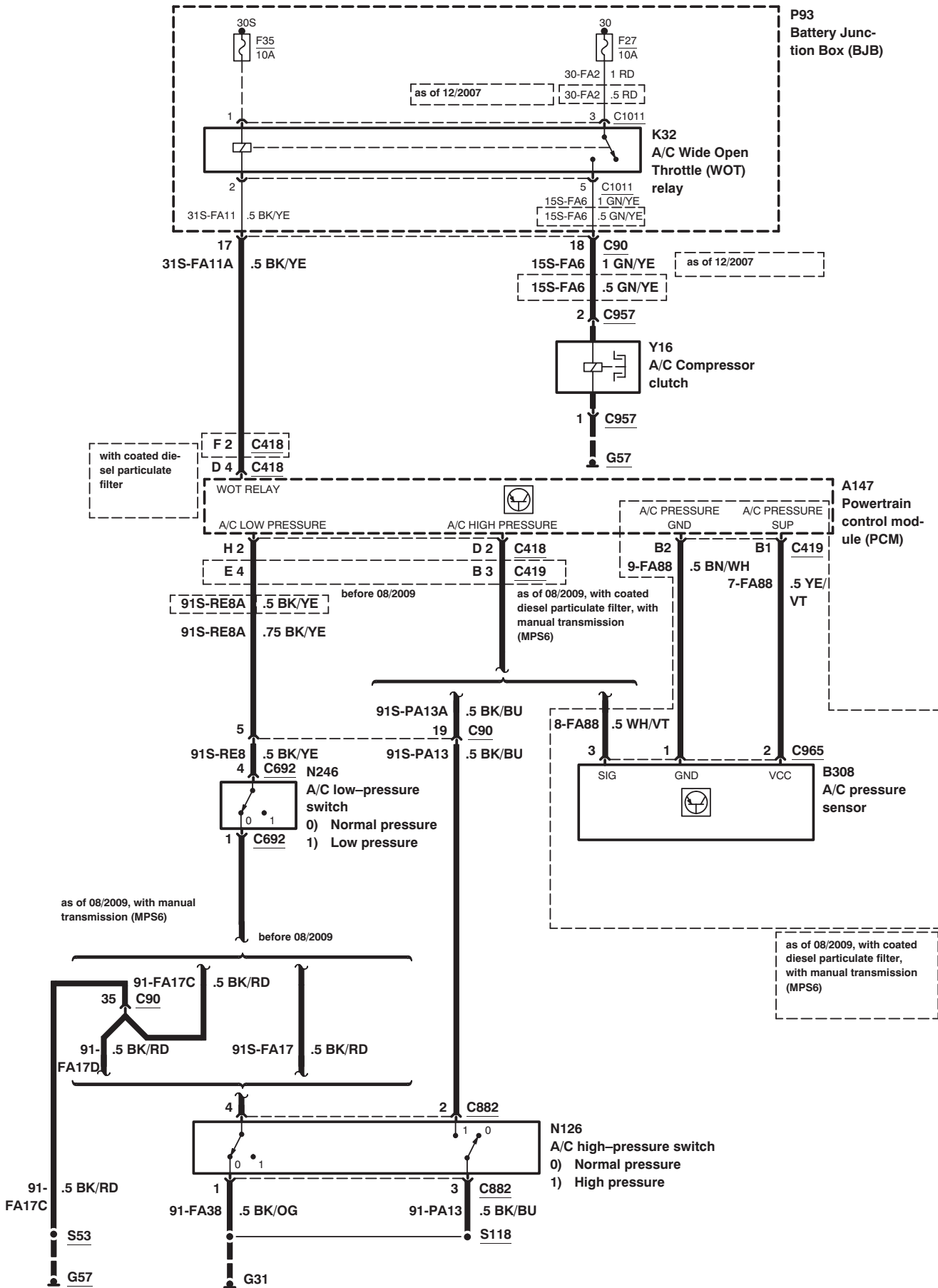


Air Conditioning – without EATC, 1.6L Duratorq–TDCi (DV) Diesel

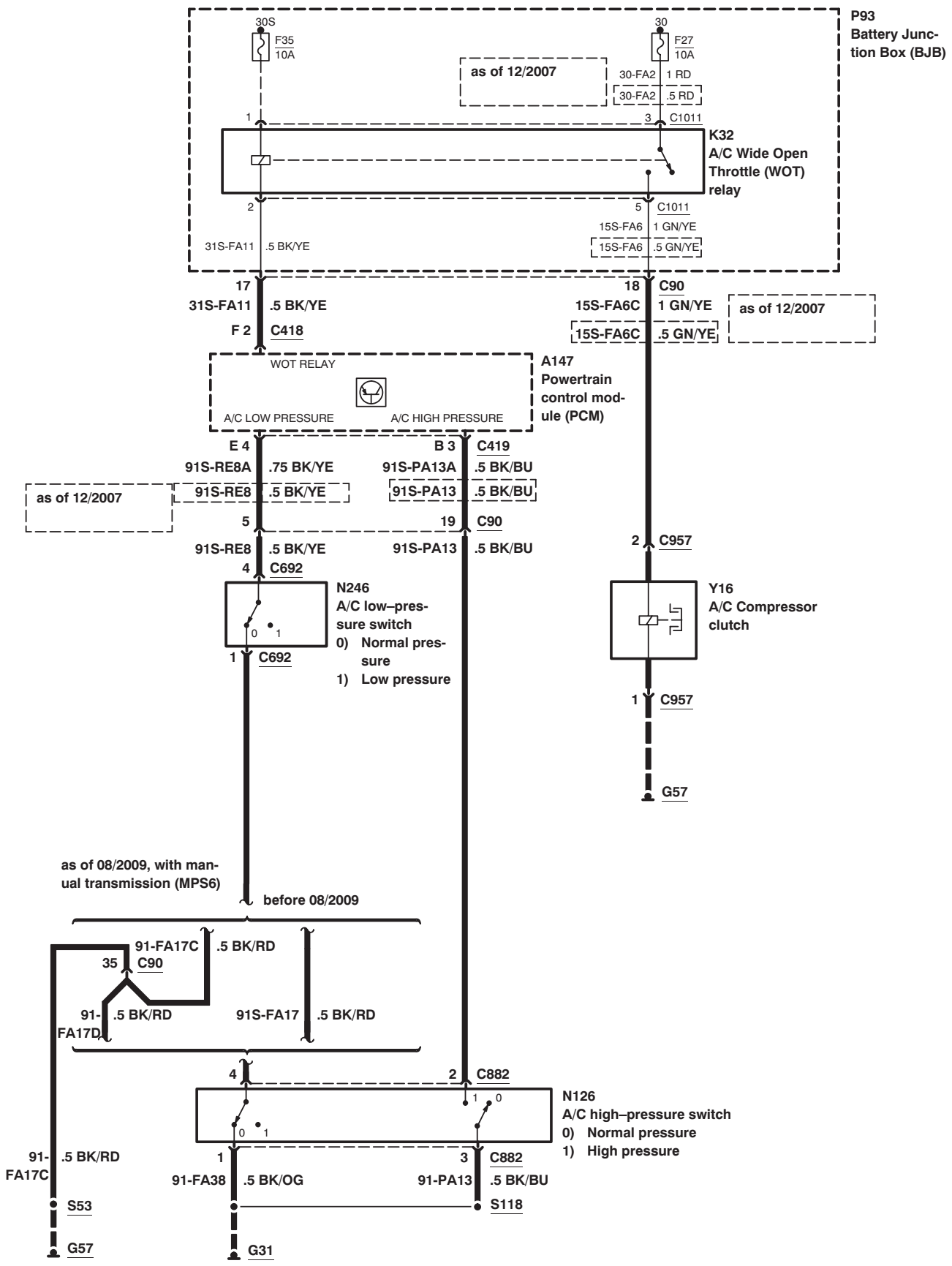


Air Conditioning – without EATC, 2.0L Duratorq–TDCi (DW) Diesel

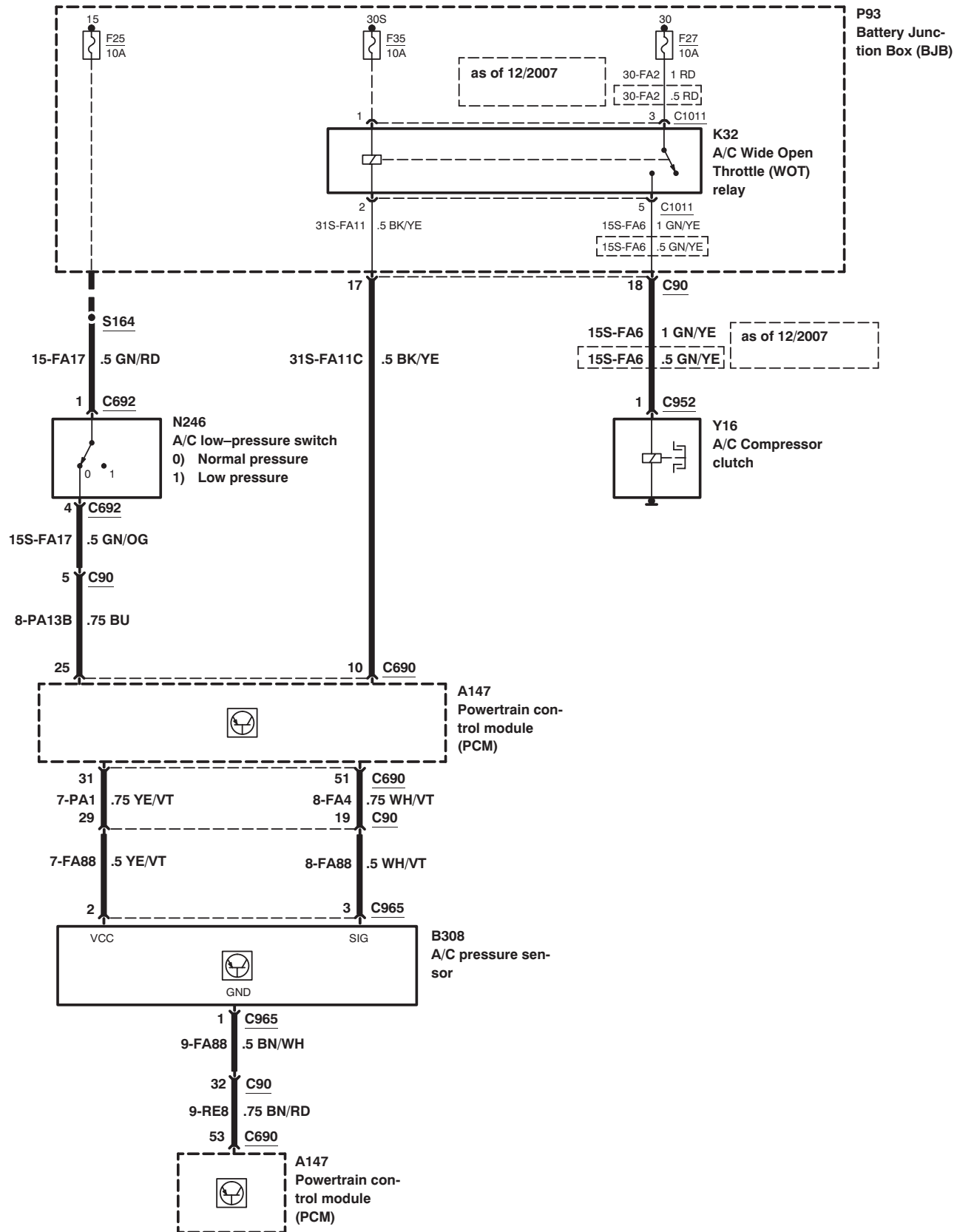
10/2009
412-03-00-6
2007.5
Focus



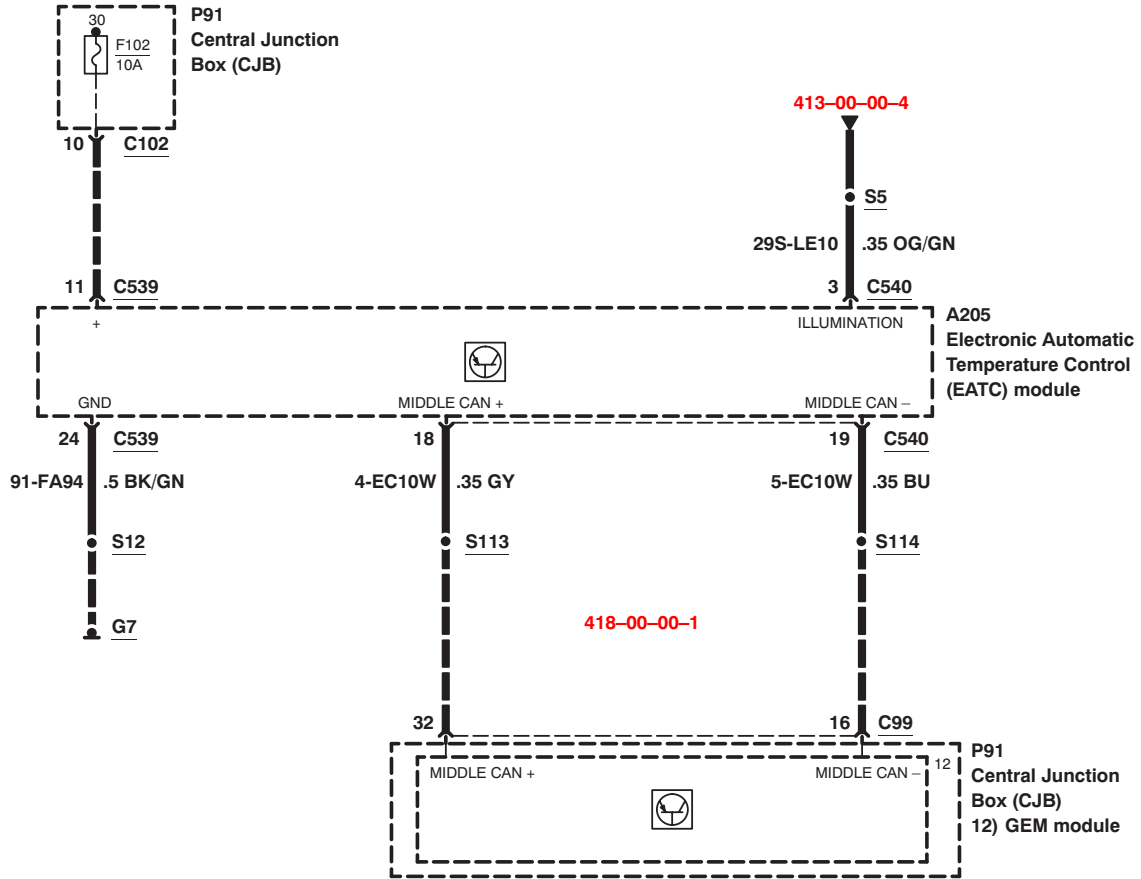
Air Conditioning – 1.8L Duratorq–TDCi (Kent) Diesel



Air Conditioning – without EATC, 2.5L Duratec (VI5)

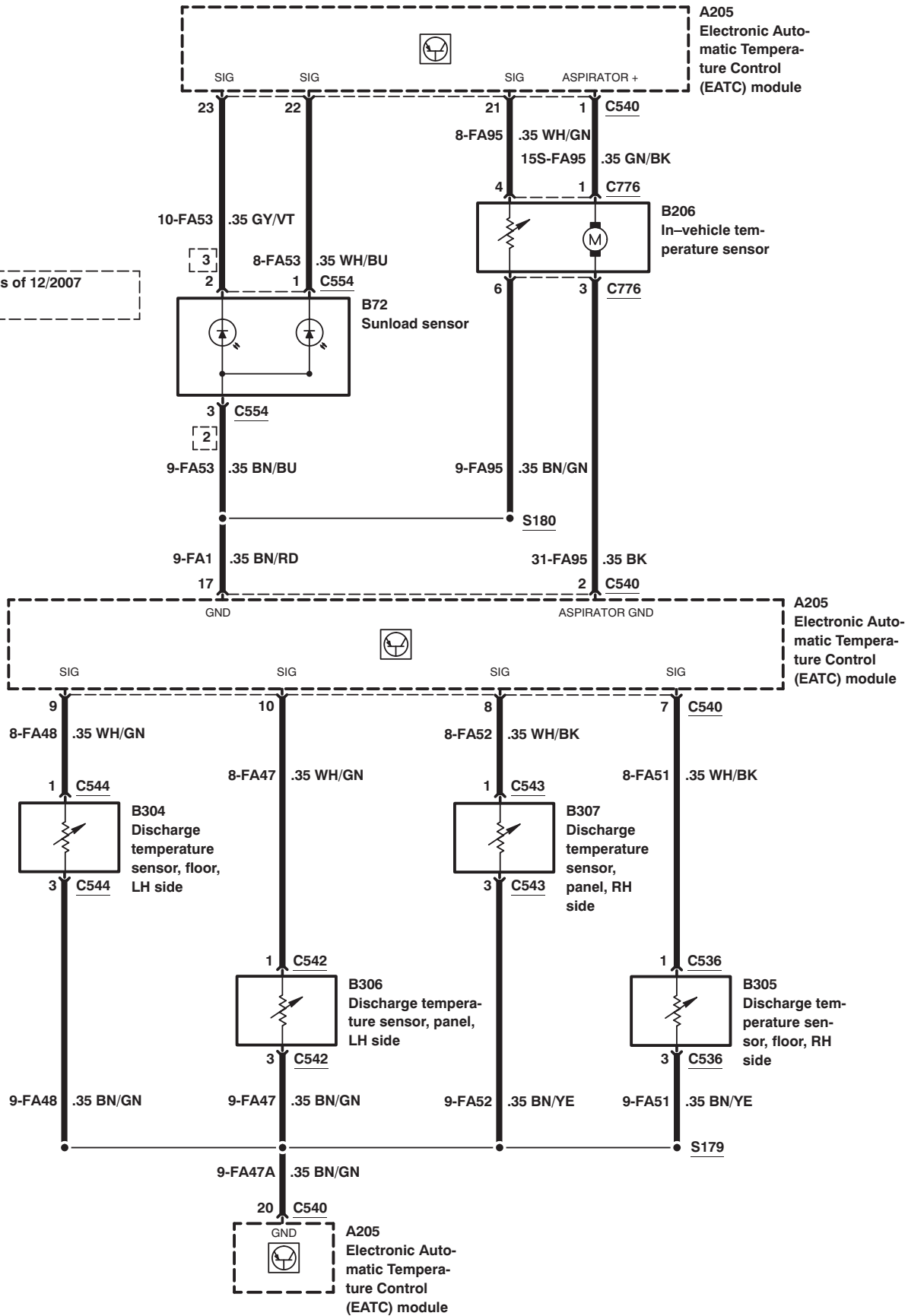


Air Conditioning – with EATC, except DVD navigation system with touch screen

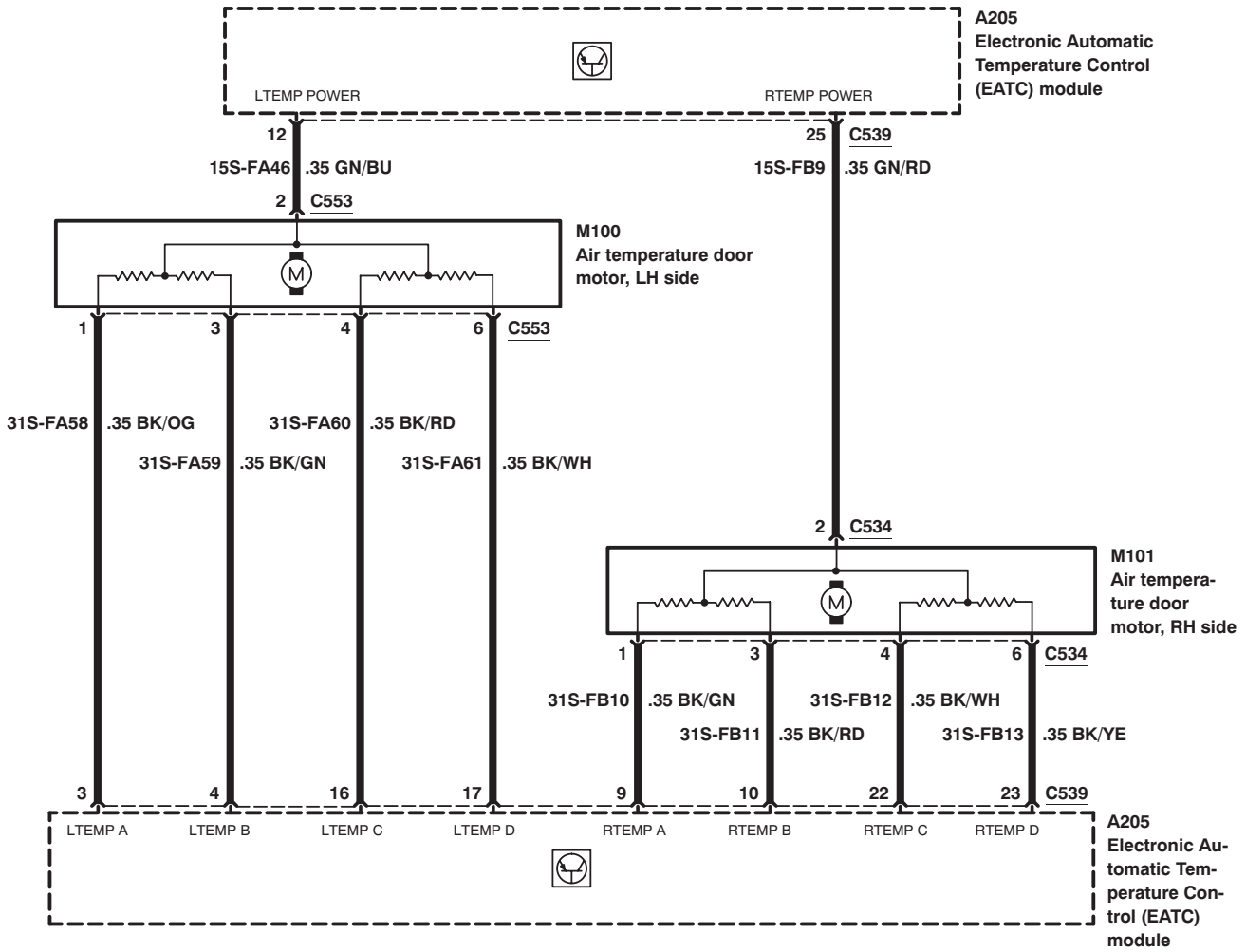


Air Conditioning – with EATC

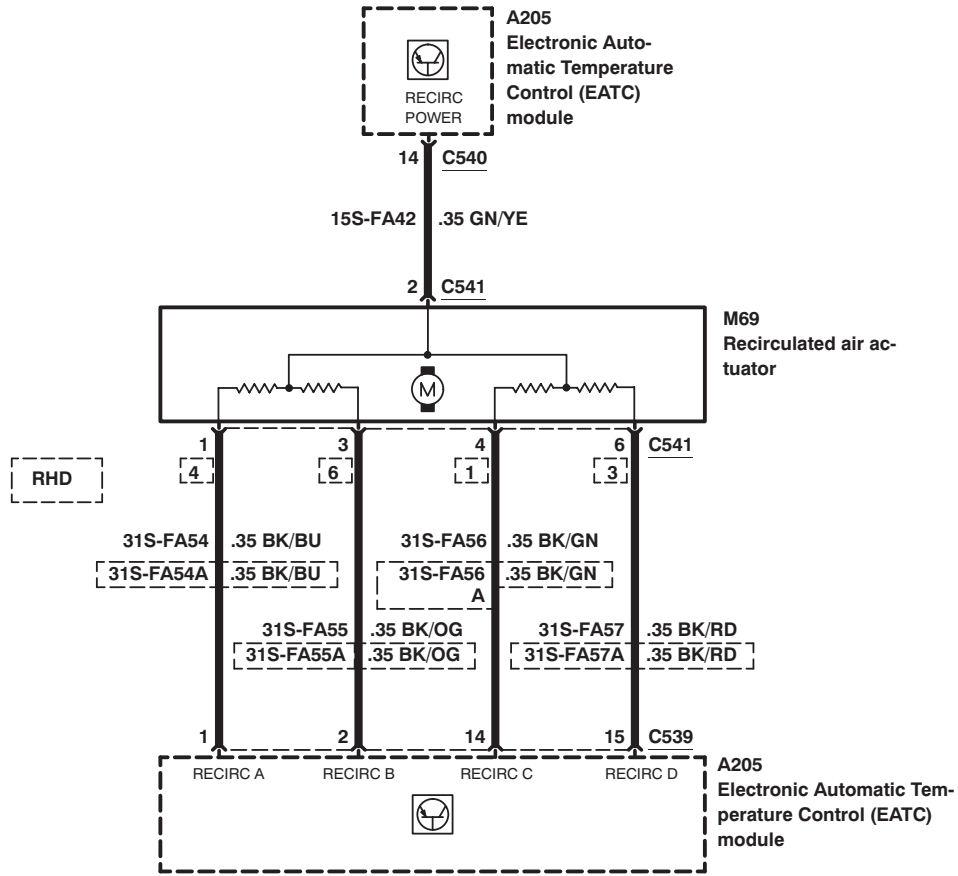
as of 12/2007



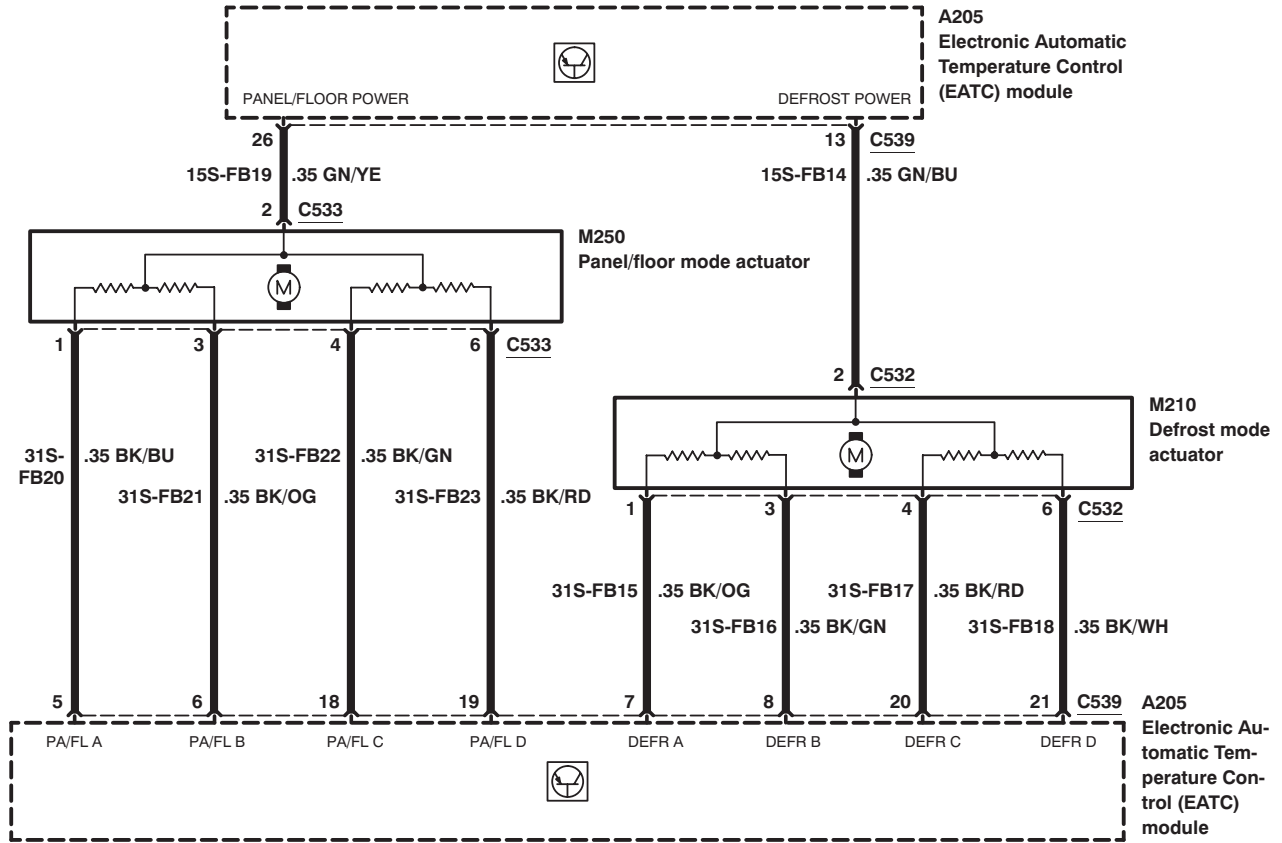
Air Conditioning – with EATC



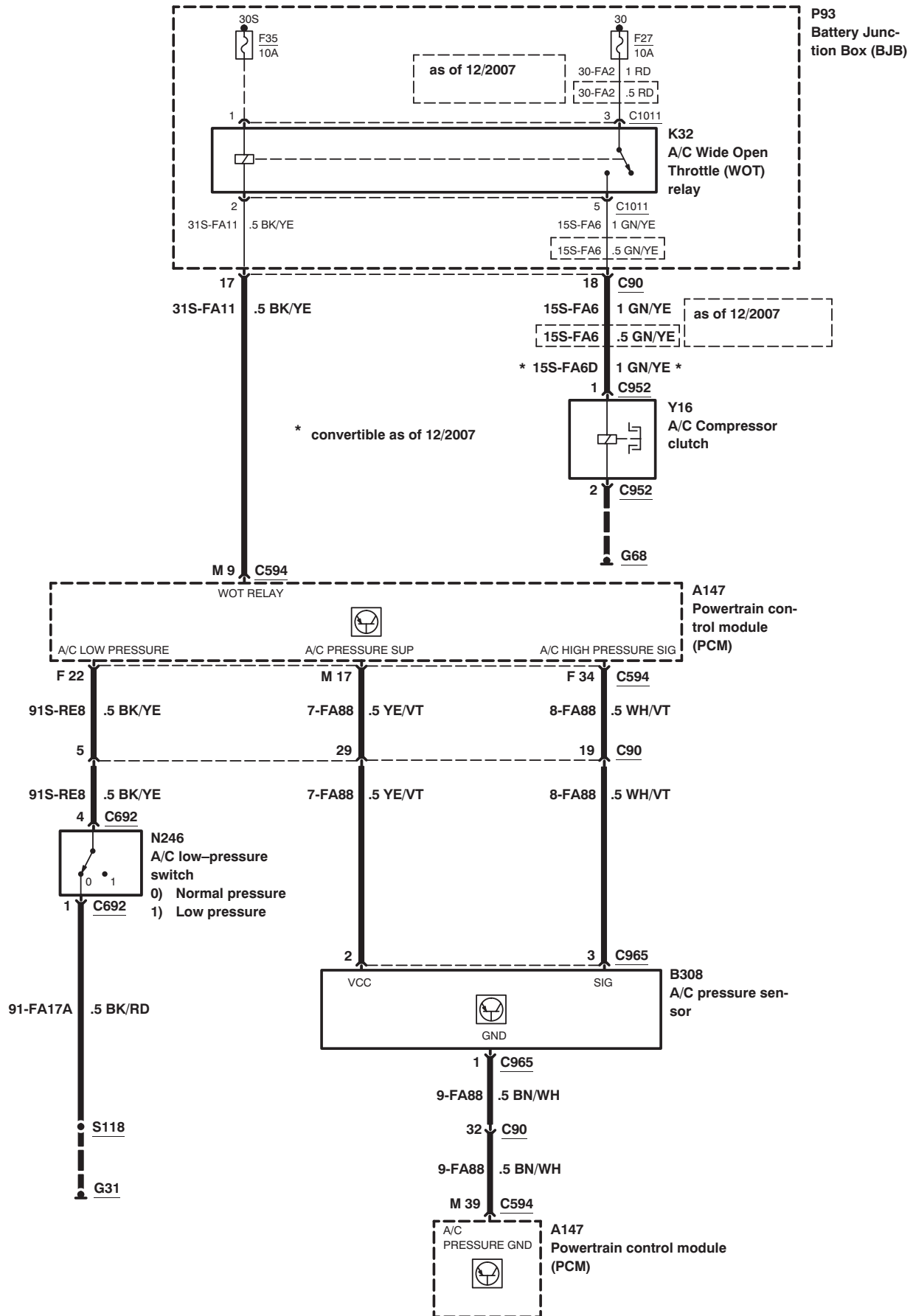
Air Conditioning – with EATC



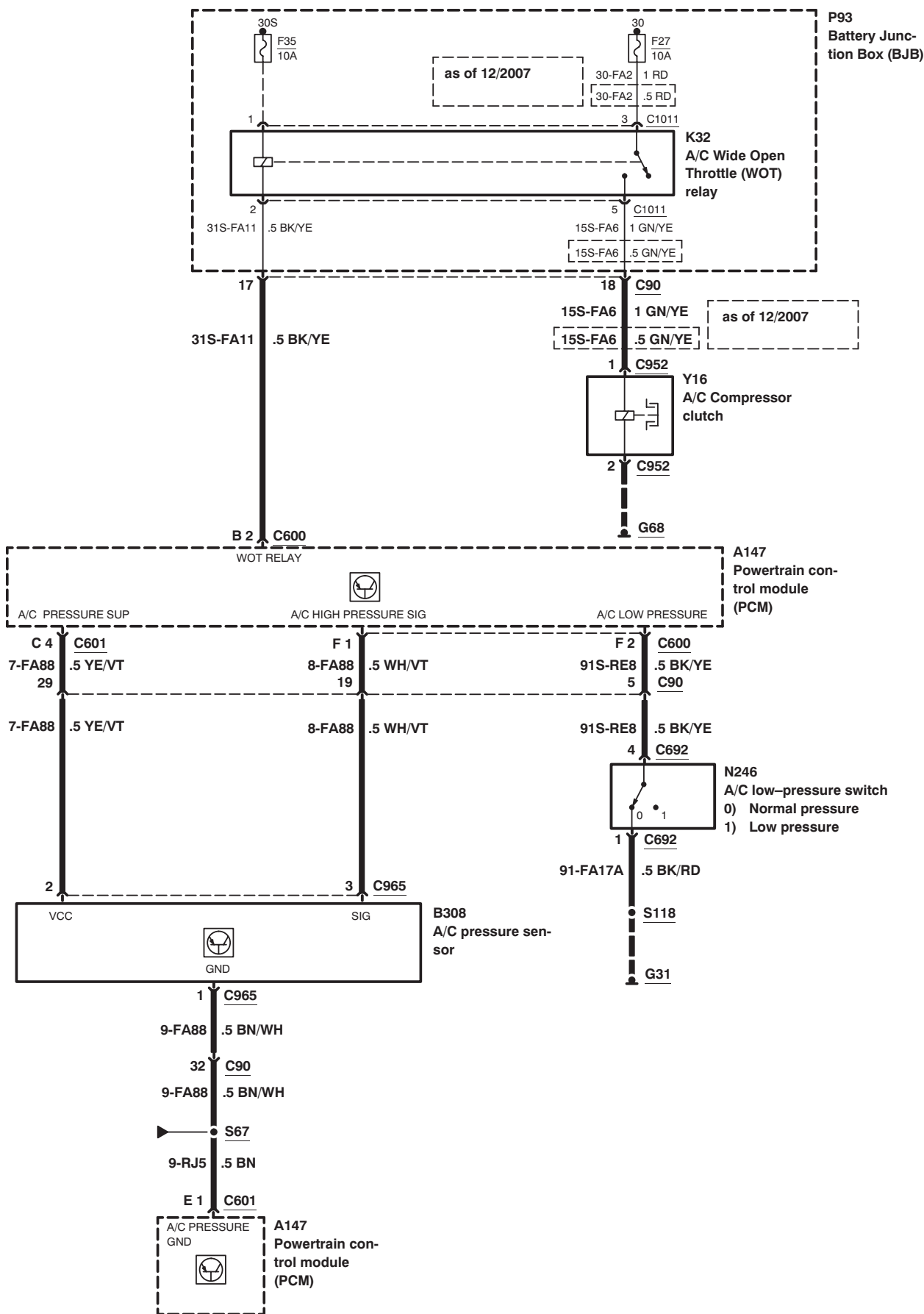
Air Conditioning – with EATC



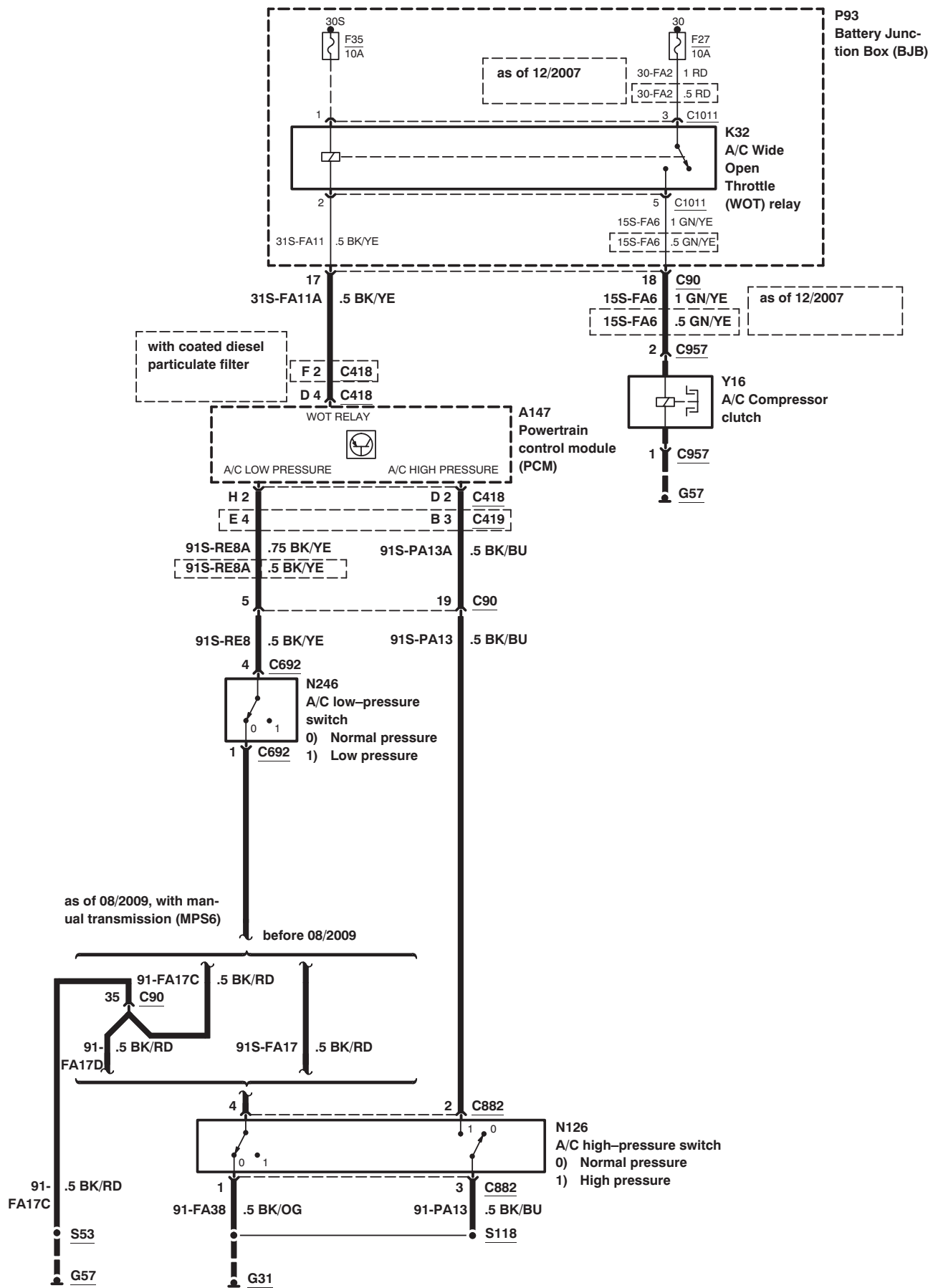
Air Conditioning – with EATC, 1.4/1.6L Duratec–16V (Sigma), 1.6L Duratec–16V Ti–VCT (Sigma)



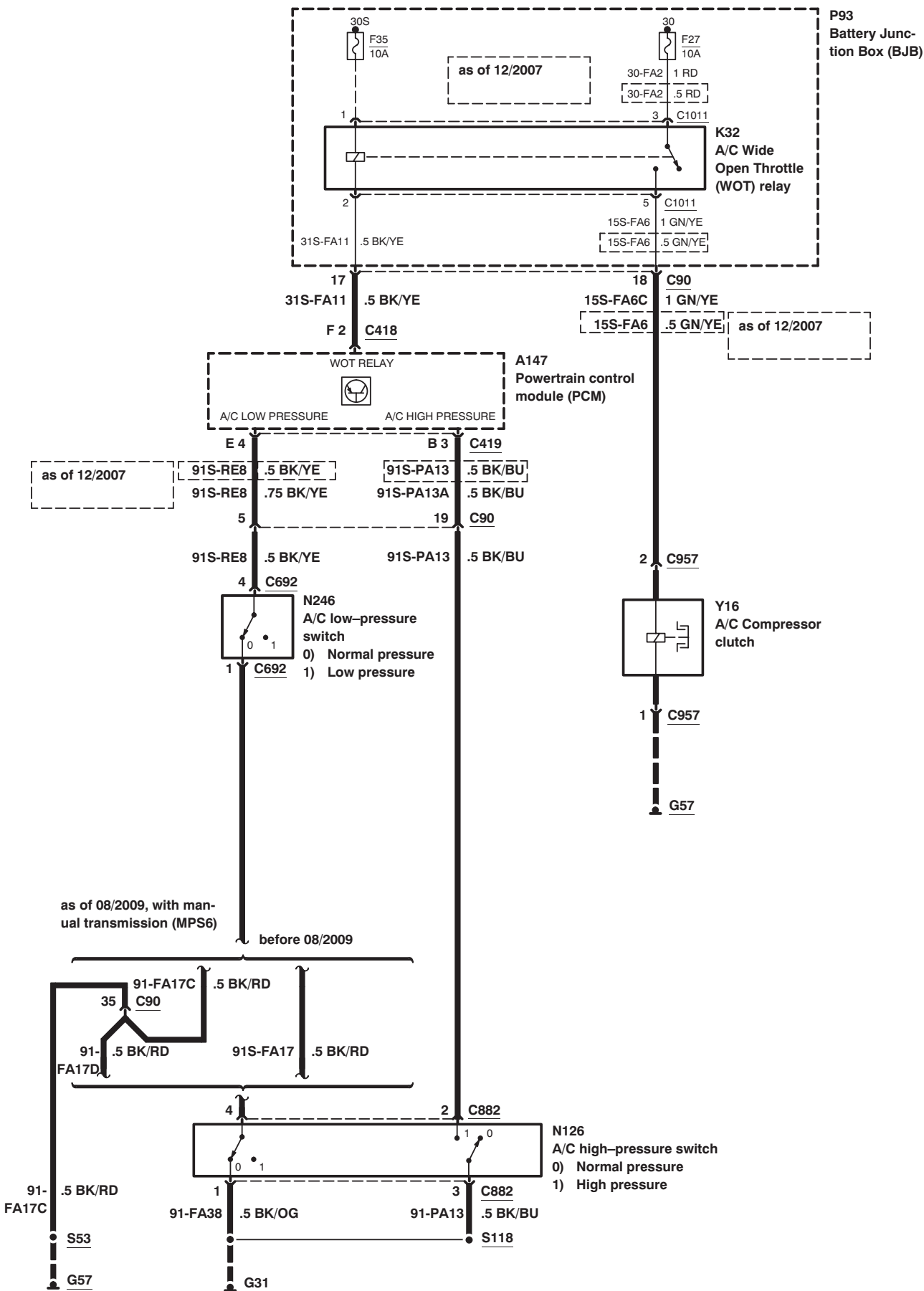
Air Conditioning – with EATC, 1.8/2.0L Duratec-HE (MI4)



Air Conditioning – with EATC, 2.0L Duratorq–TDCi (DW) Diesel

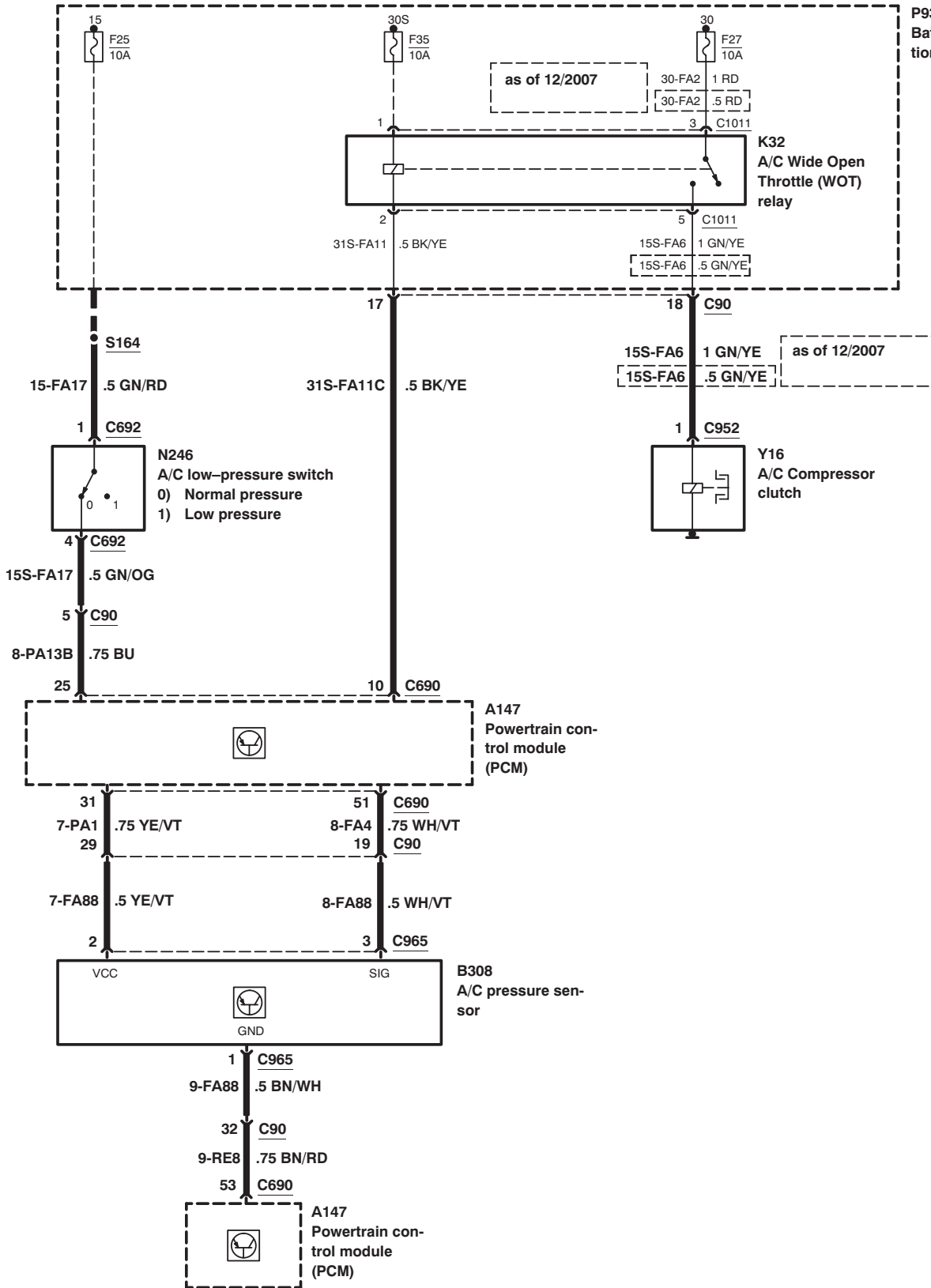


Air Conditioning – with EATC, 1.8L Duratorq–TDCi (Kent) Diesel

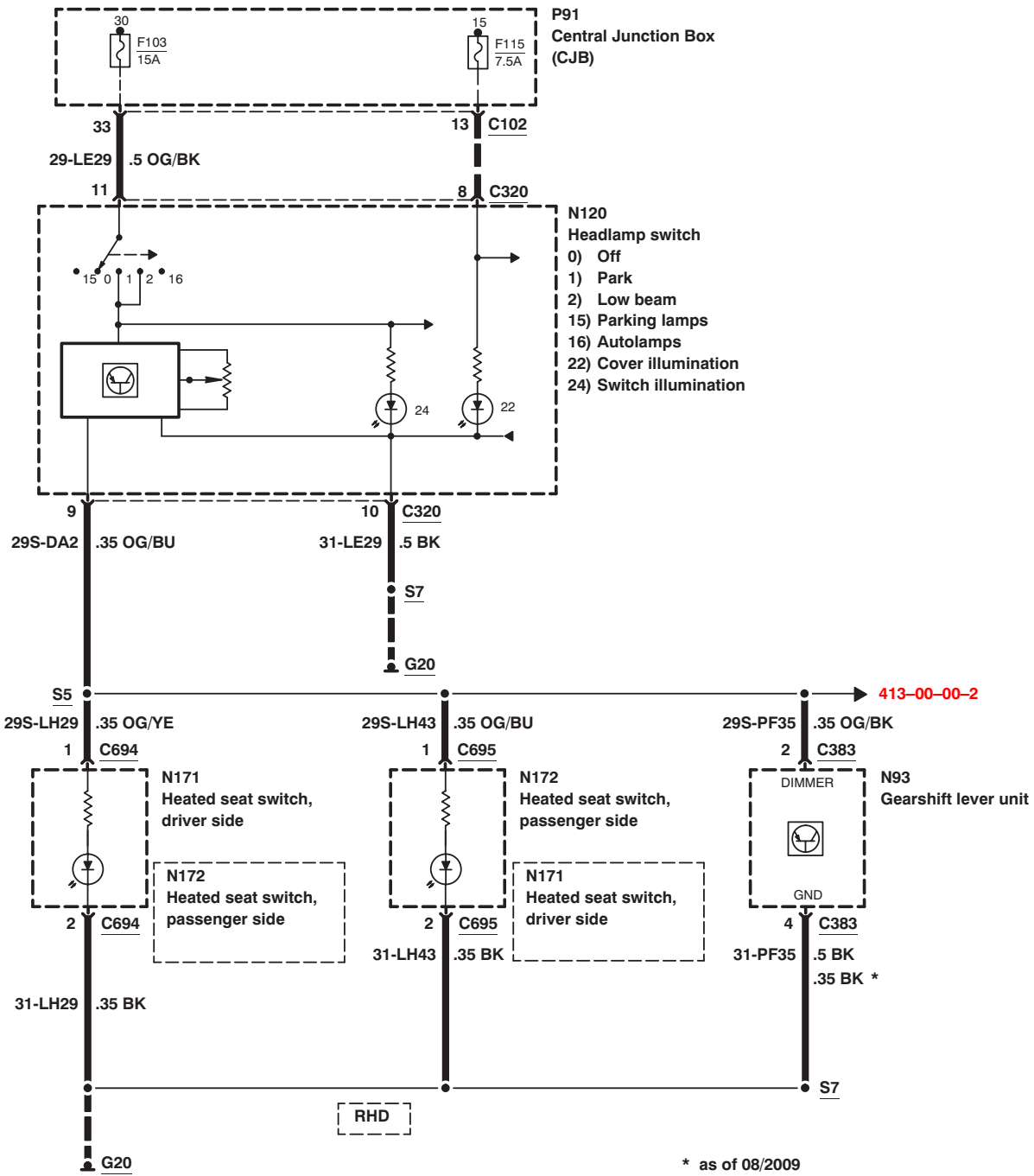


Air Conditioning – with EATC, 2.5L Duratec (VI5)

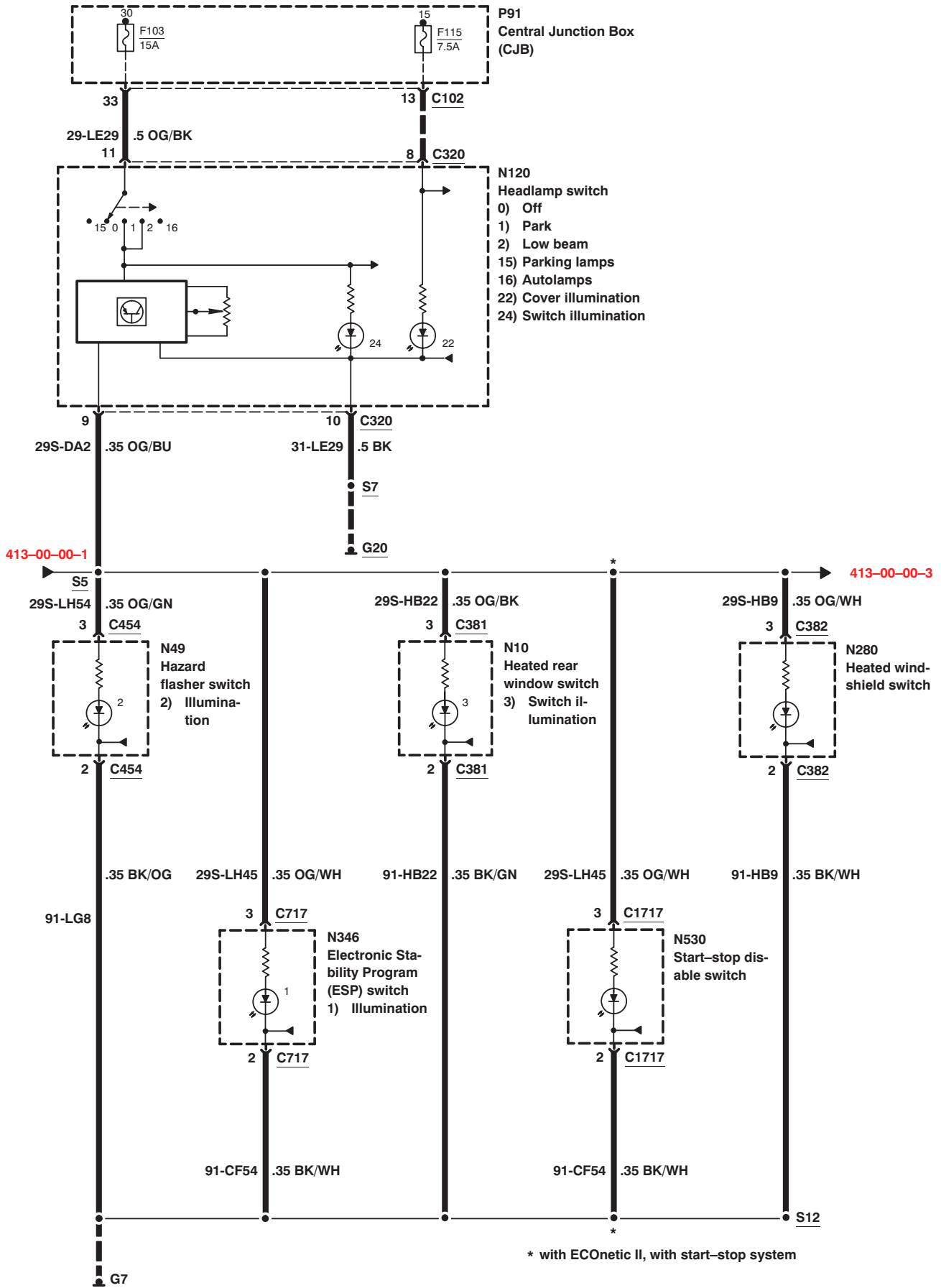
P93
Battery Junction Box (BJB)



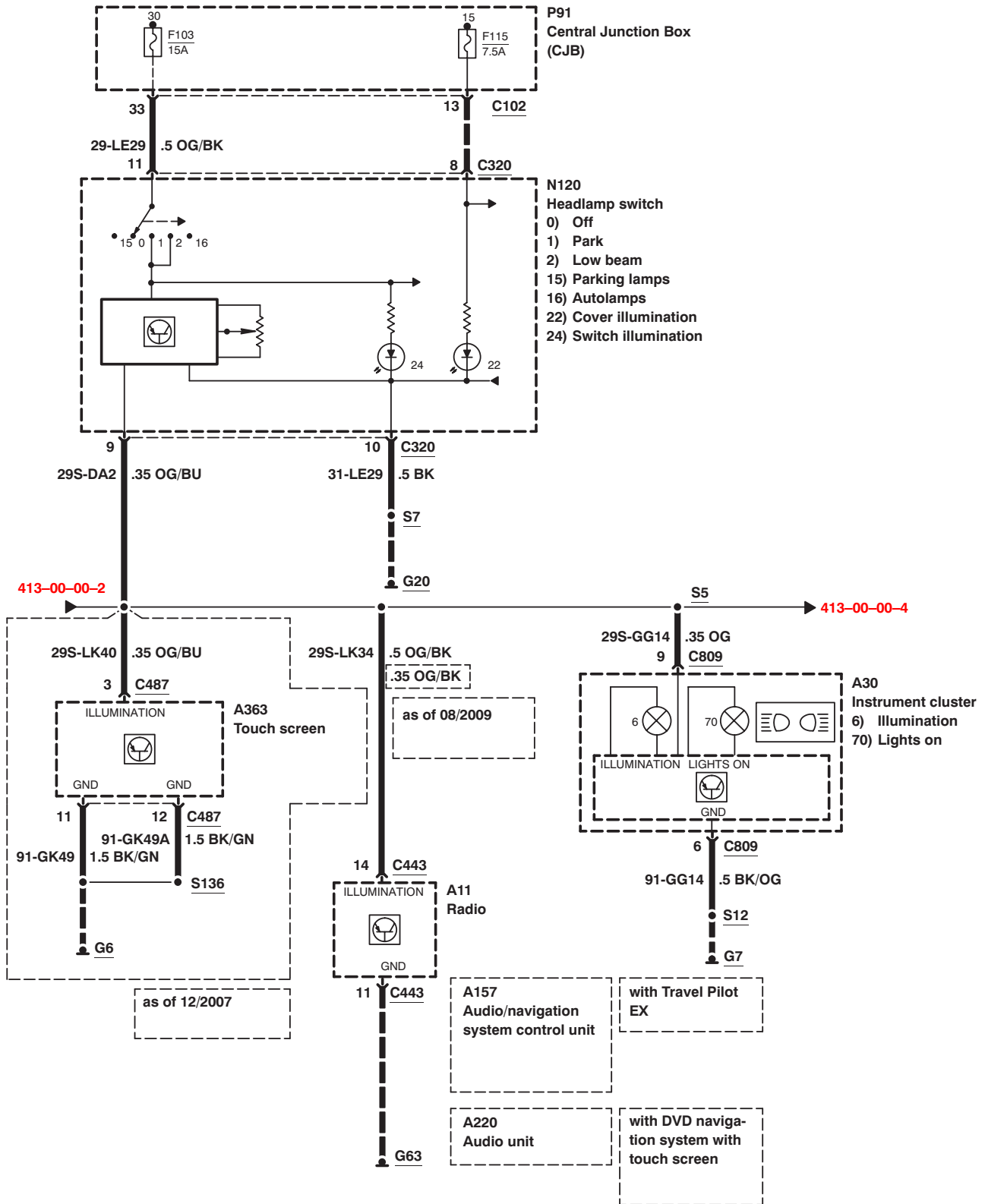
Instrument Cluster and Panel Illumination



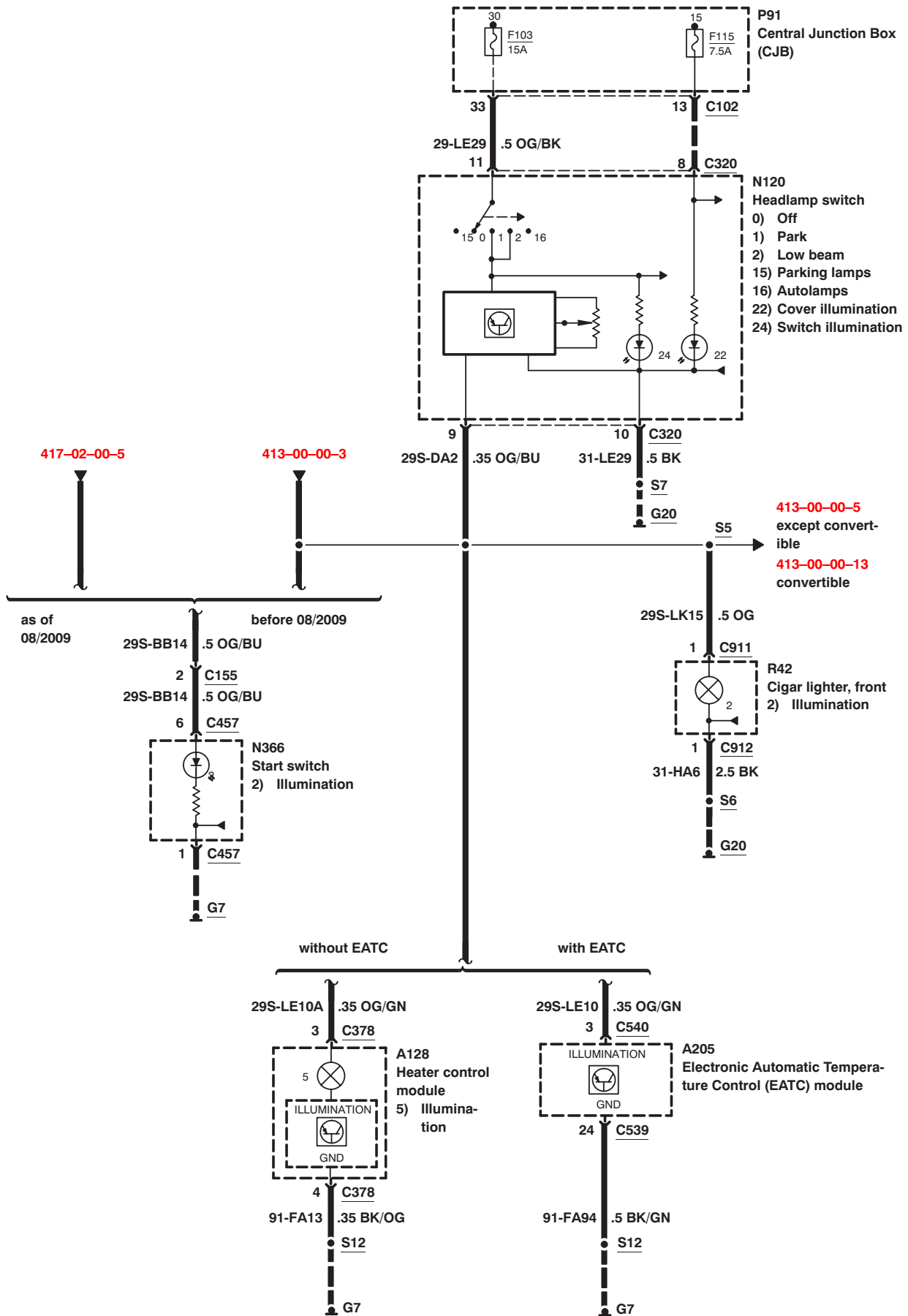
Instrument Cluster and Panel Illumination



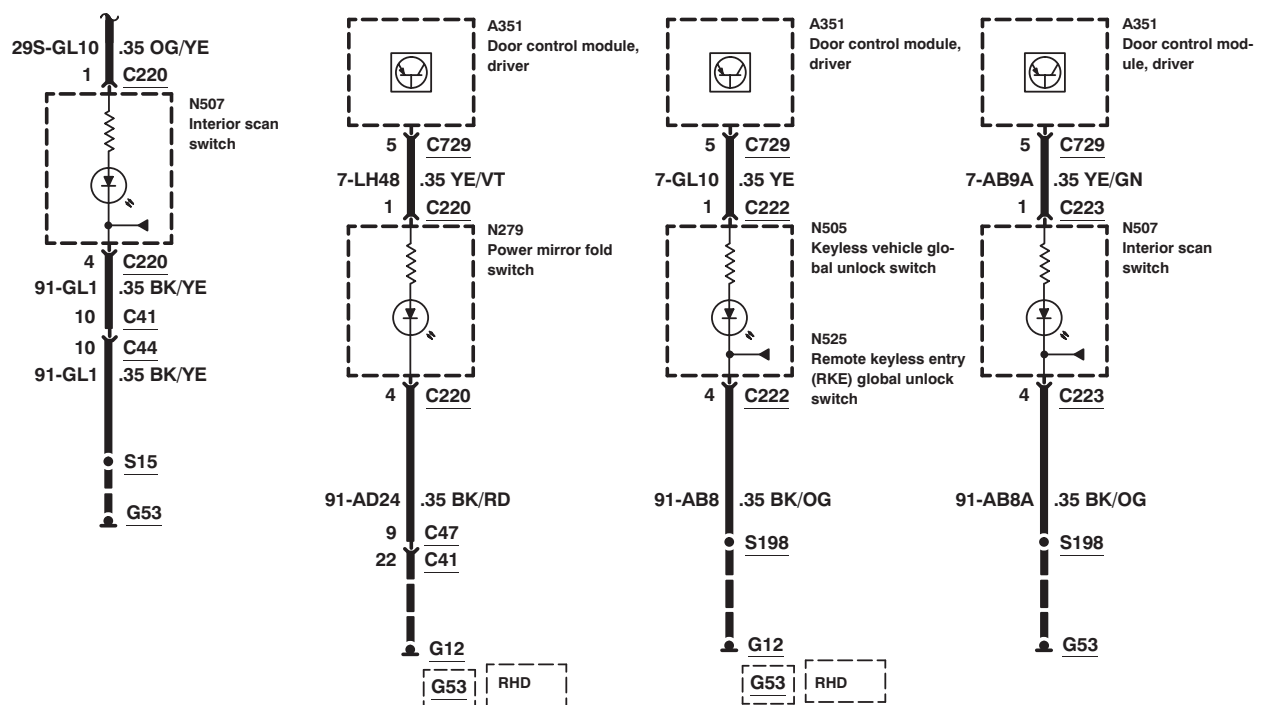
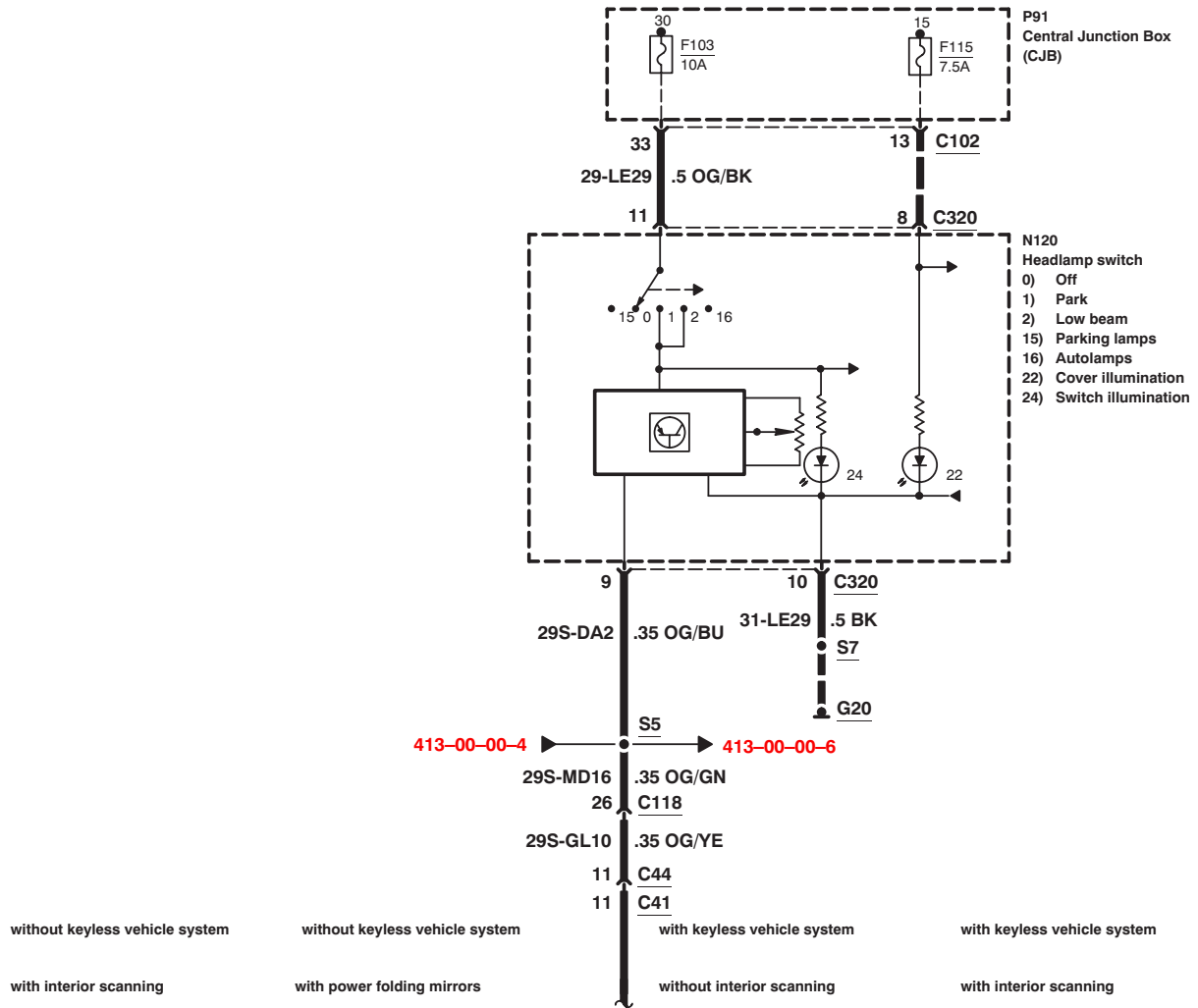
Instrument Cluster and Panel Illumination



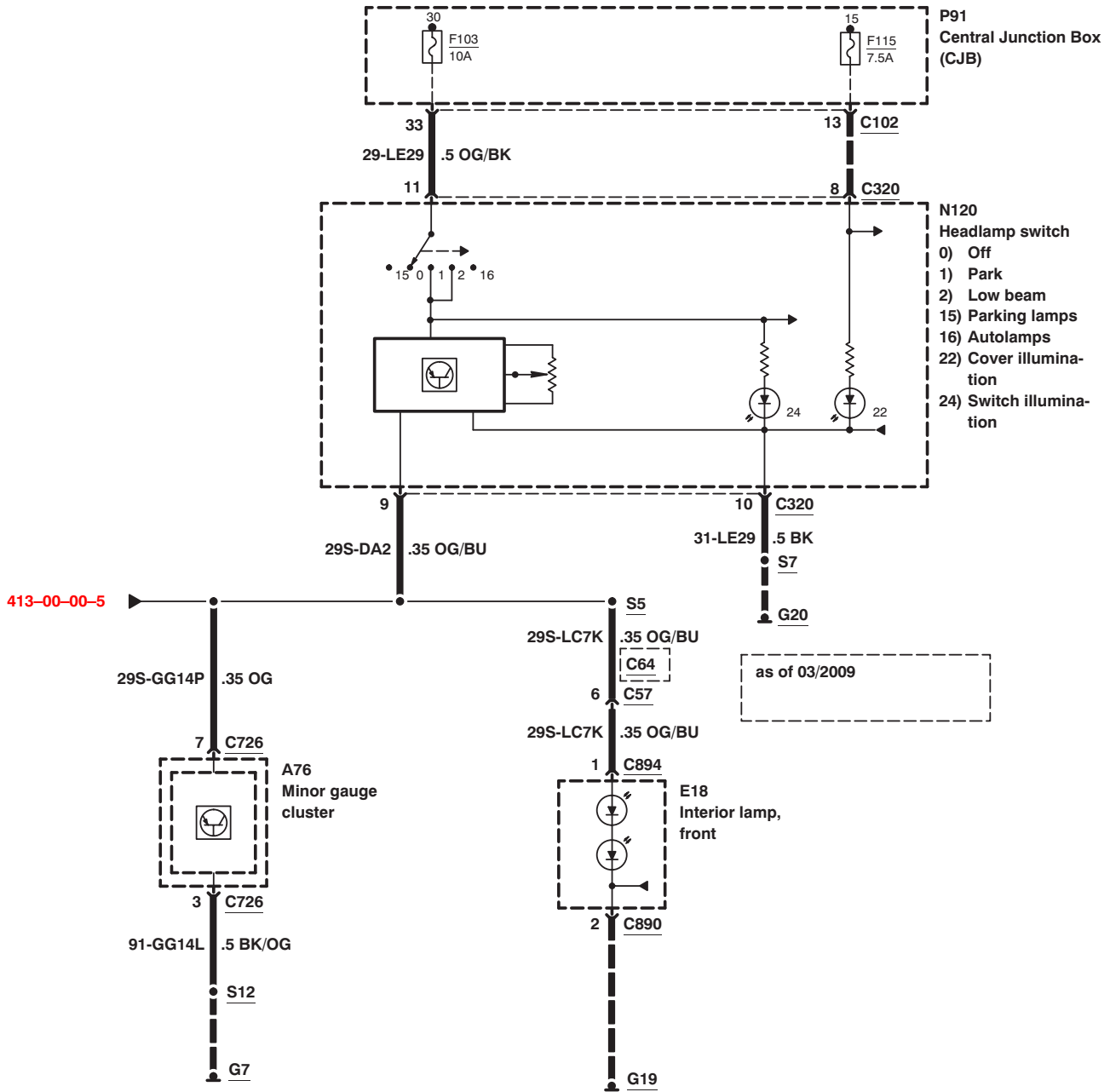
Instrument Cluster and Panel Illumination



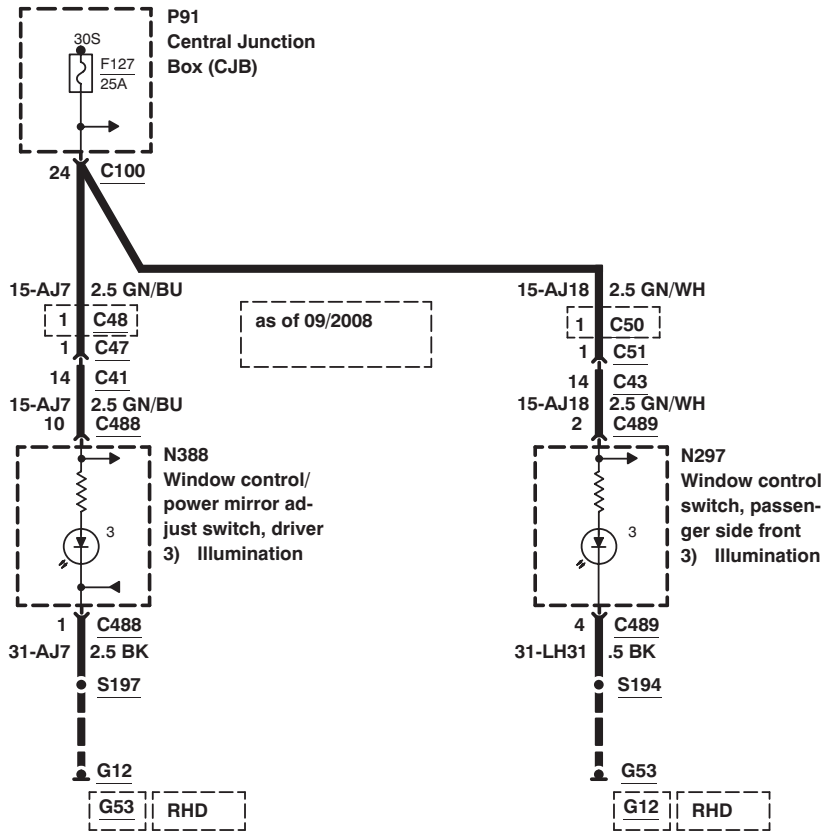
Instrument Cluster and Panel Illumination – except convertible



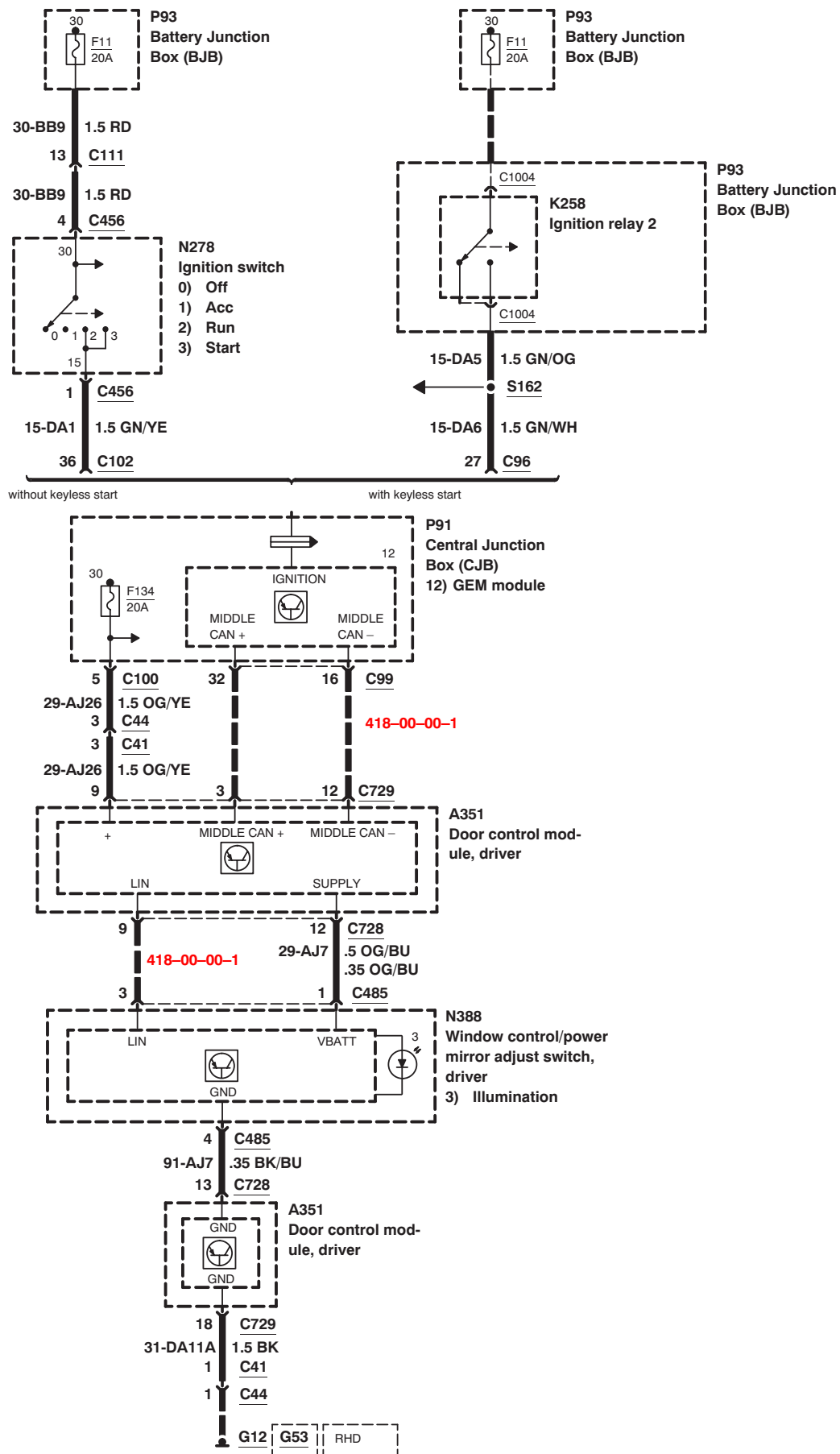
Instrument Cluster and Panel Illumination – 2.5L Duratec (VI5)



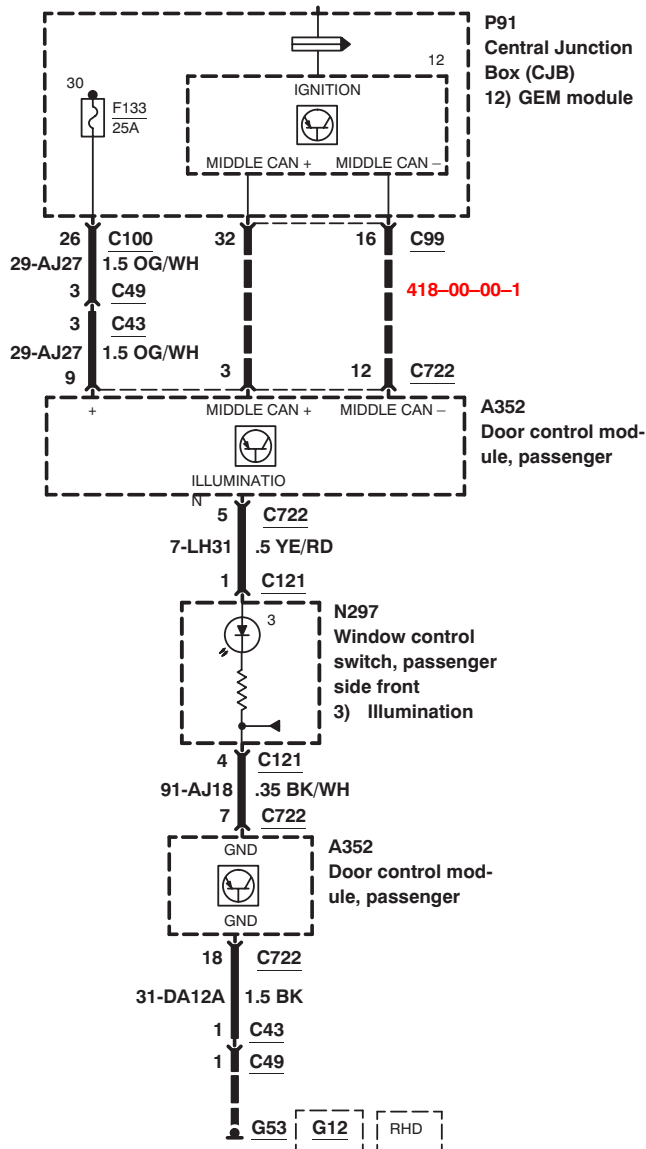
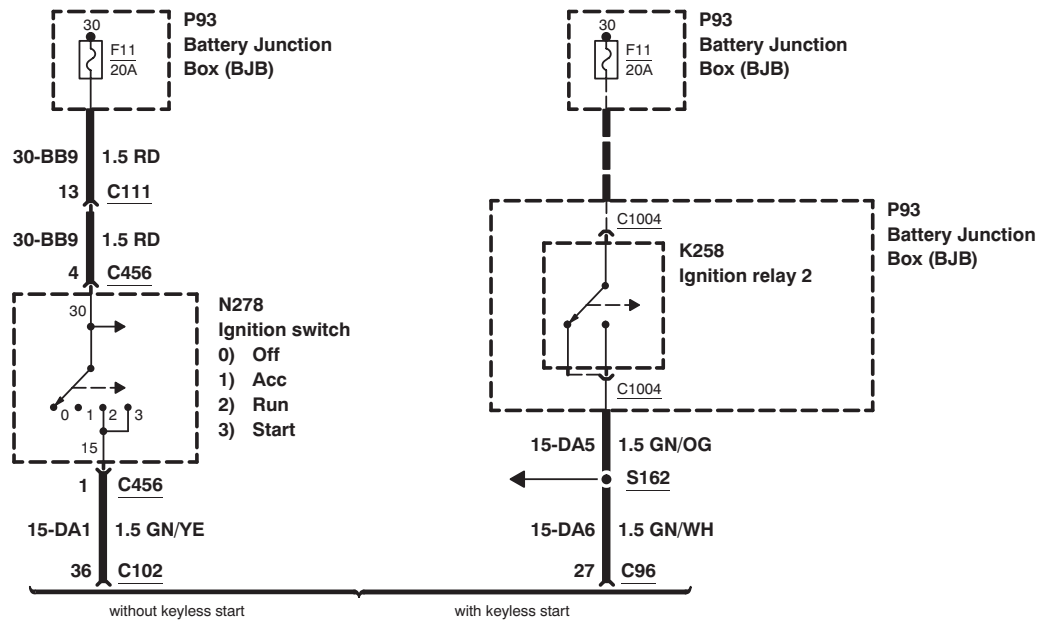
Instrument Cluster and Panel Illumination – without global closing, except convertible



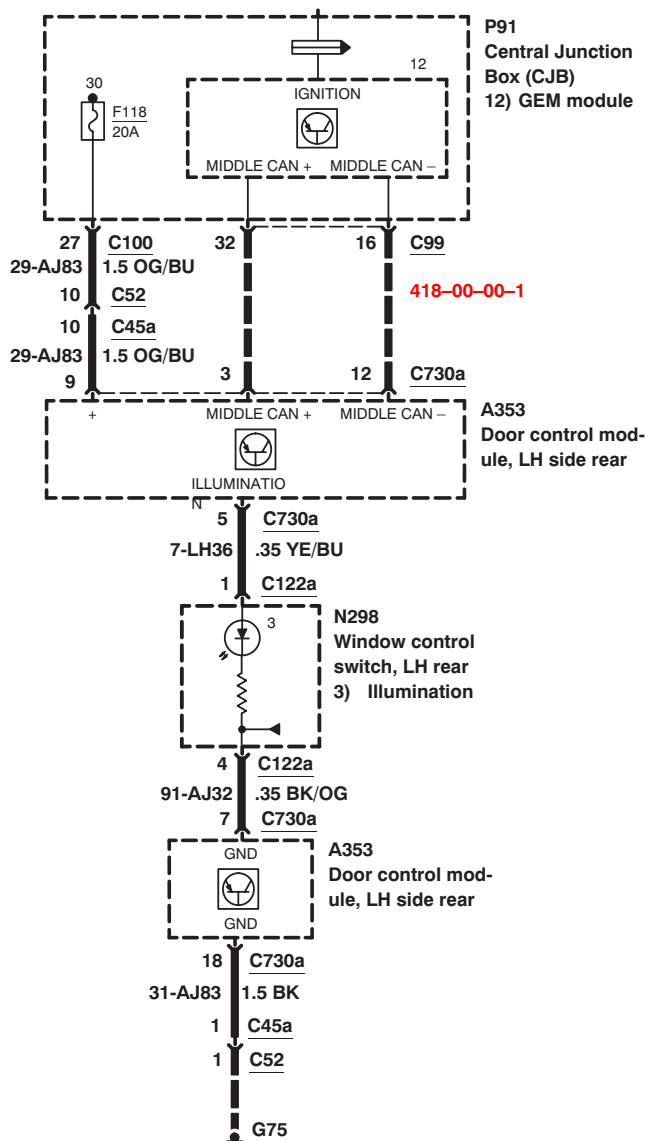
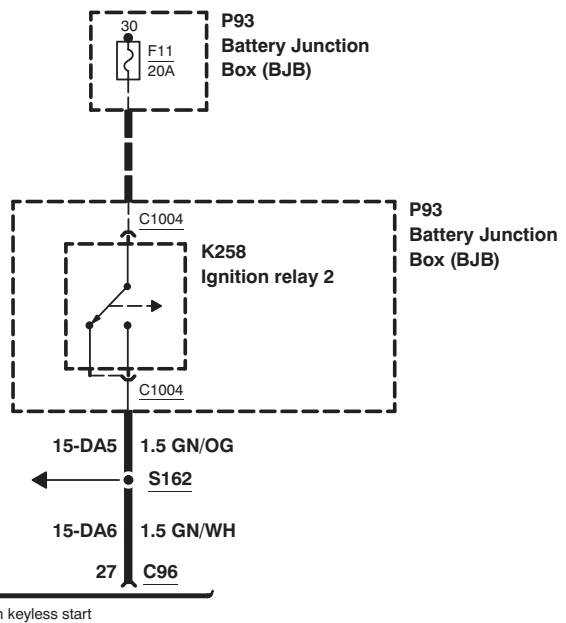
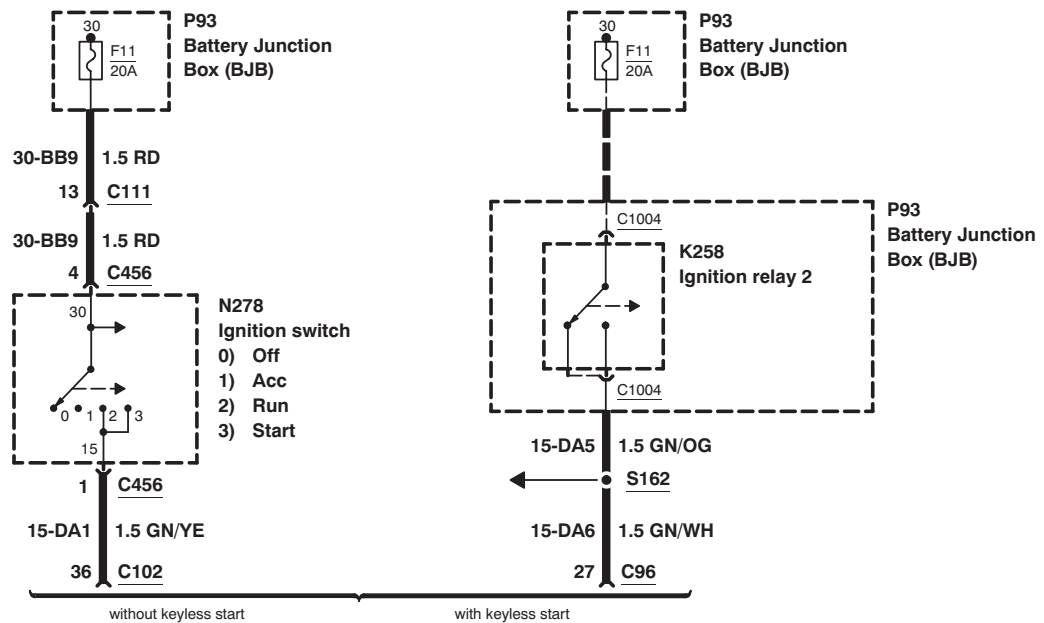
Instrument Cluster and Panel Illumination – with global closing, except convertible



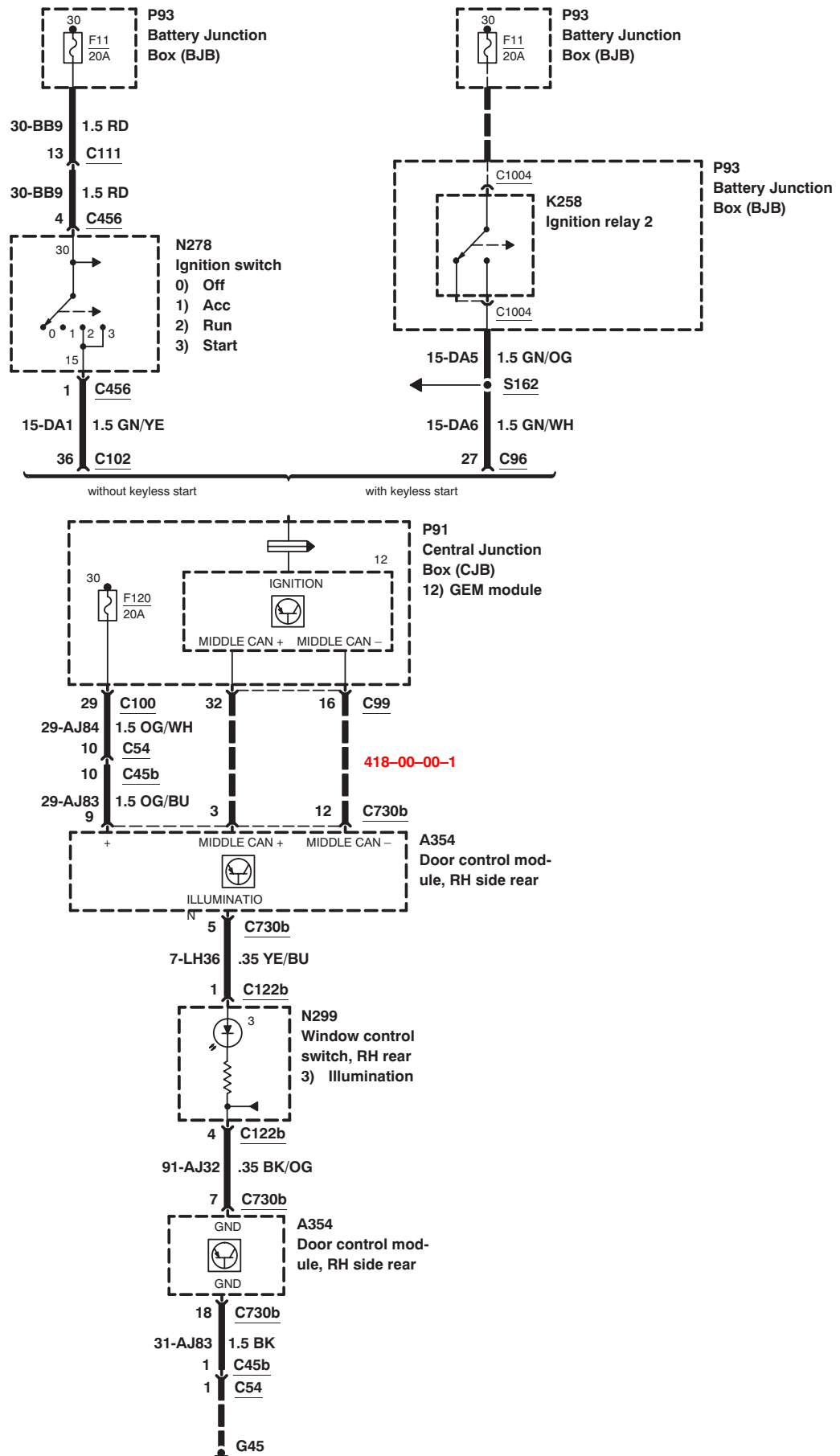
Instrument Cluster and Panel Illumination – with global closing, except convertible



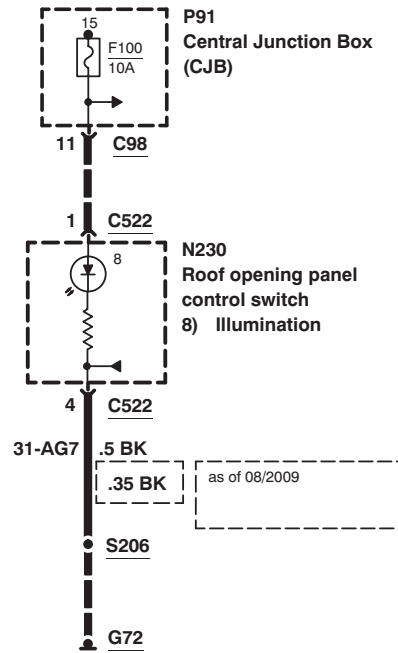
Instrument Cluster and Panel Illumination – with global closing, except convertible



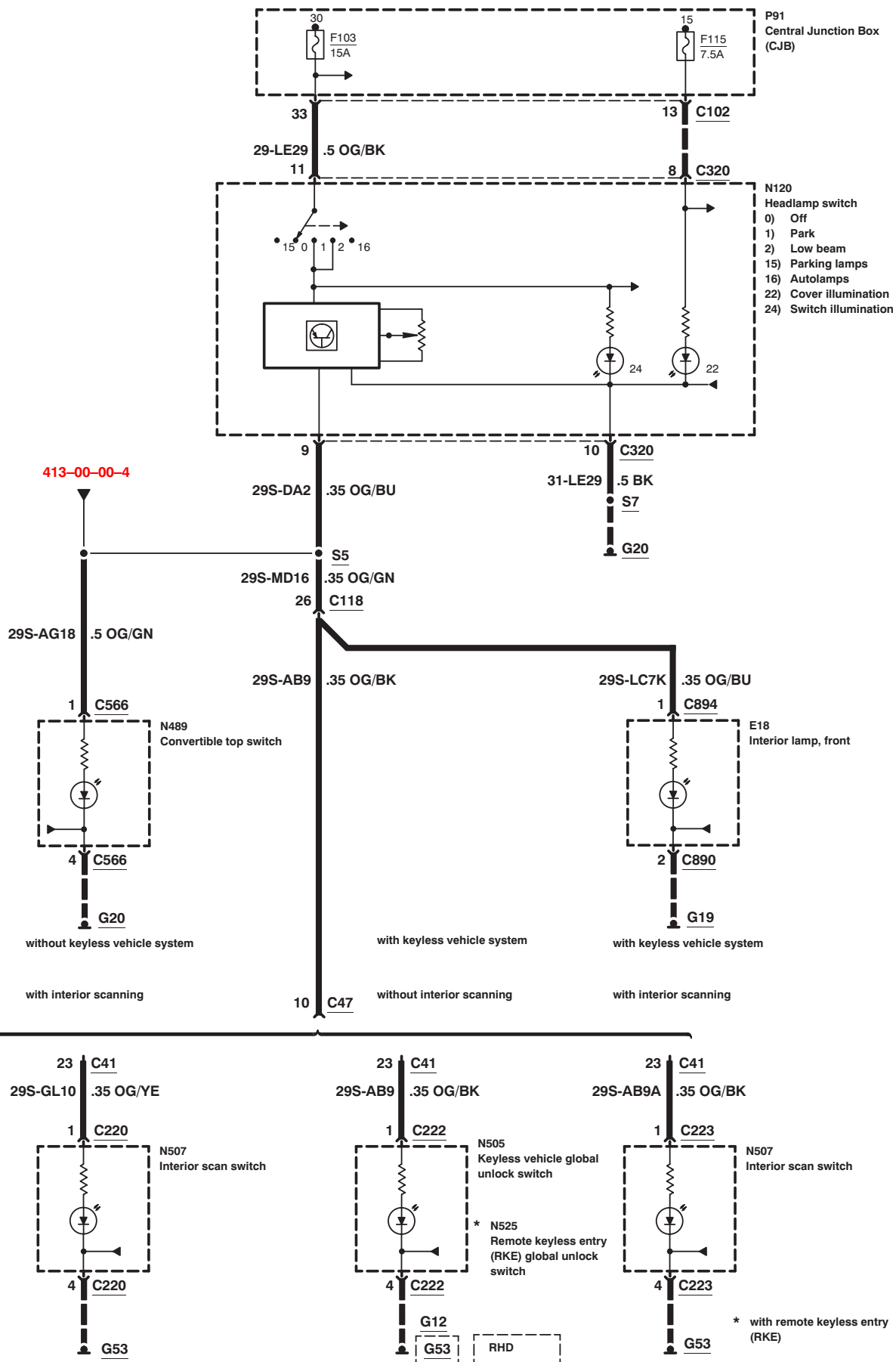
Instrument Cluster and Panel Illumination – with global closing, except convertible



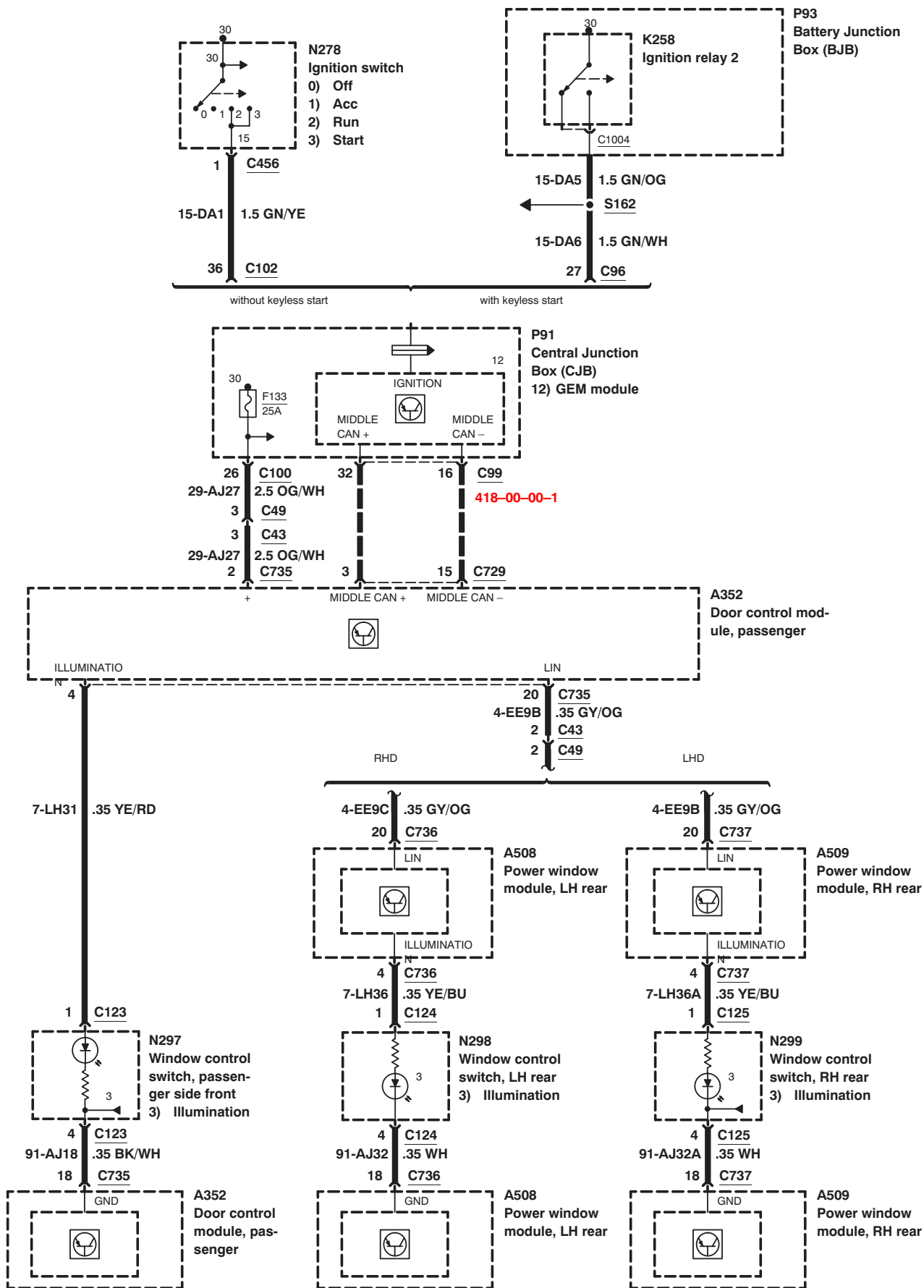
Instrument Cluster and Panel Illumination – except convertible



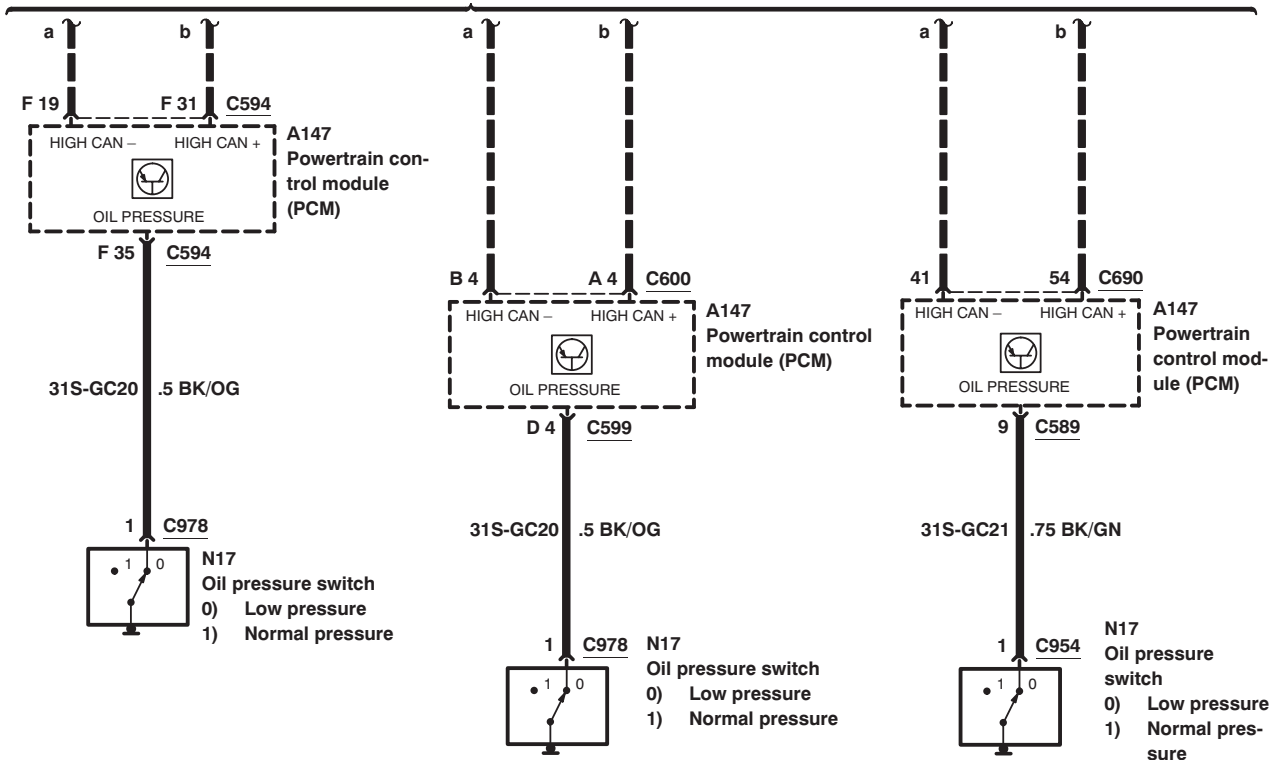
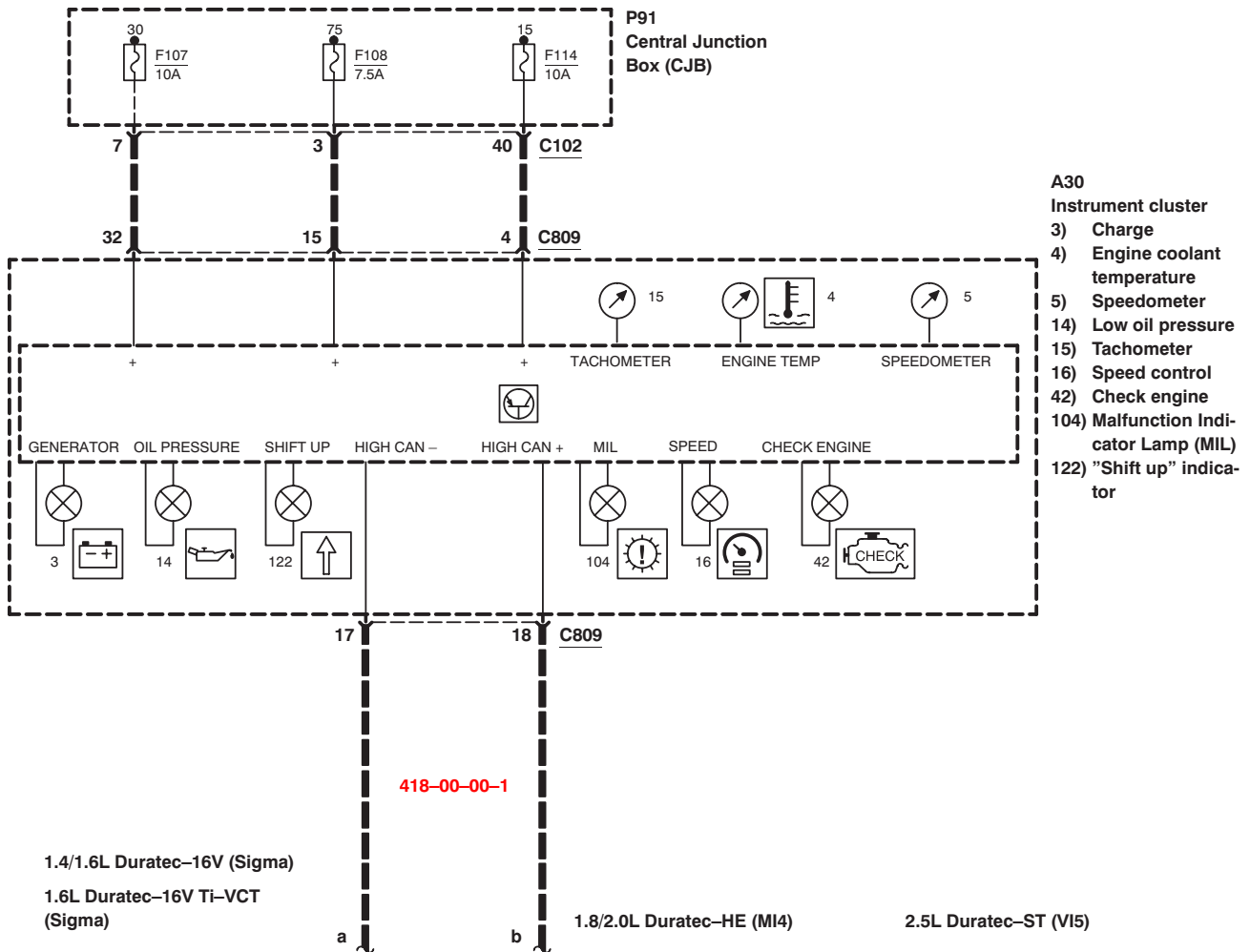
Instrument Cluster and Panel Illumination – convertible



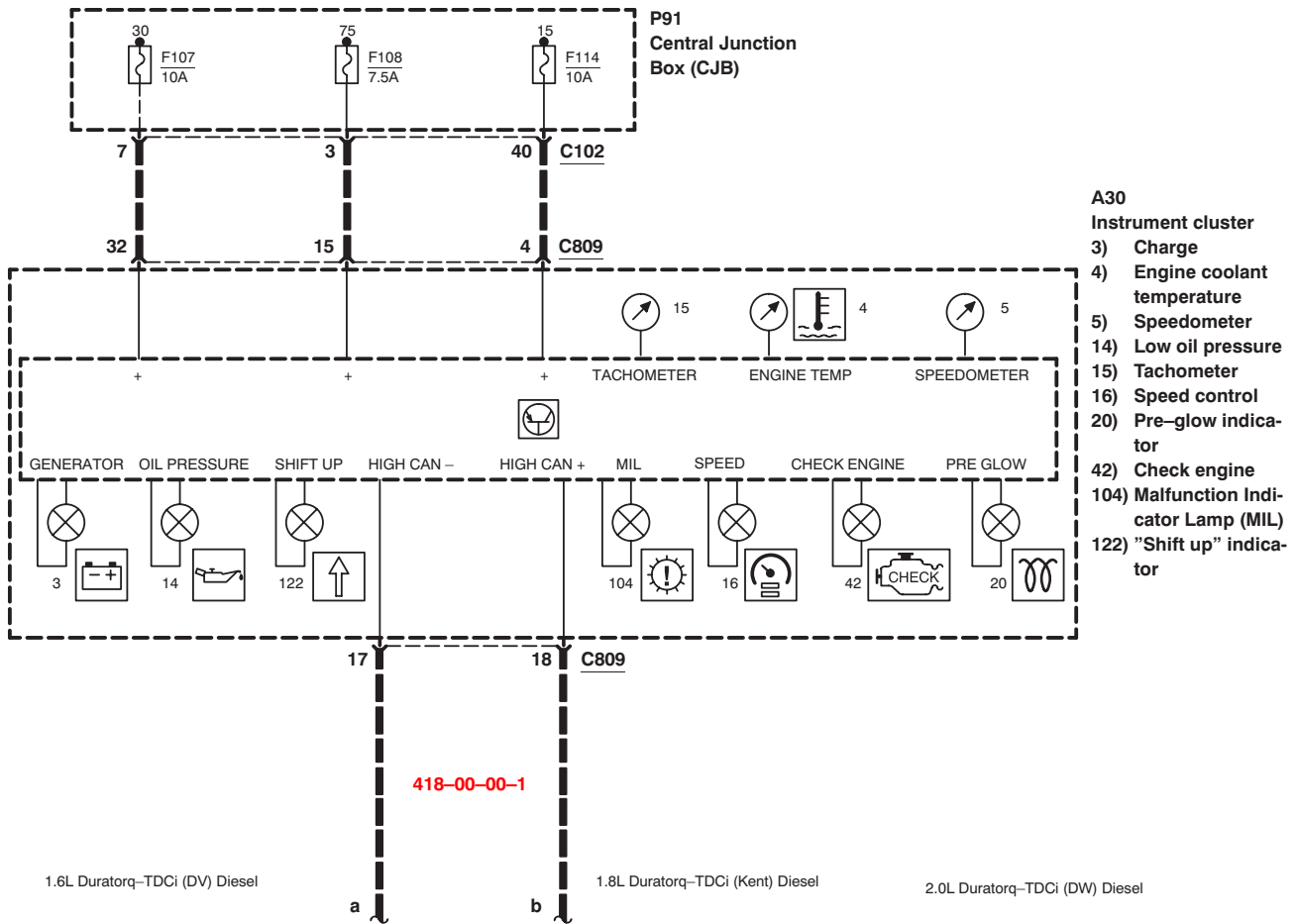
Instrument Cluster and Panel Illumination – convertible, Passenger side



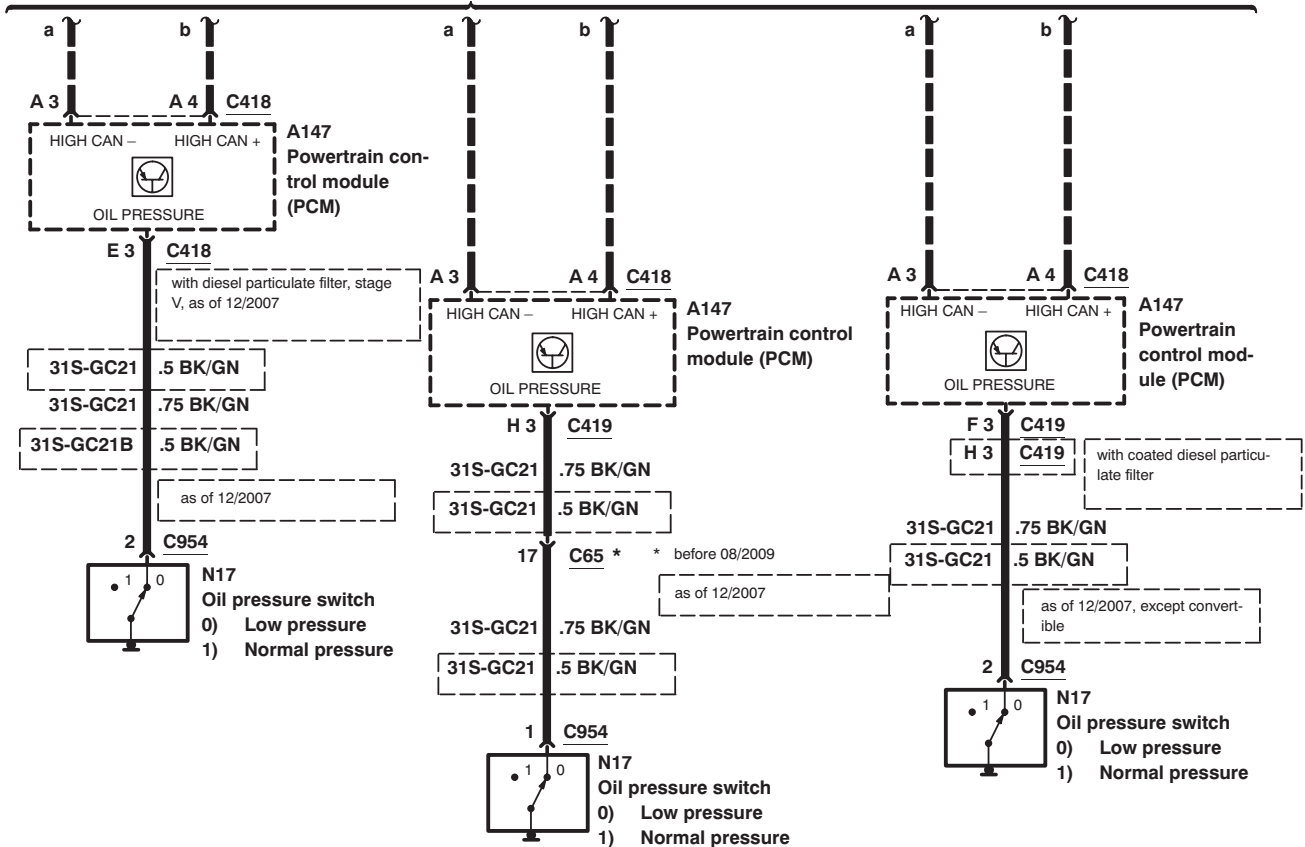
Instrument Cluster – Petrol engines



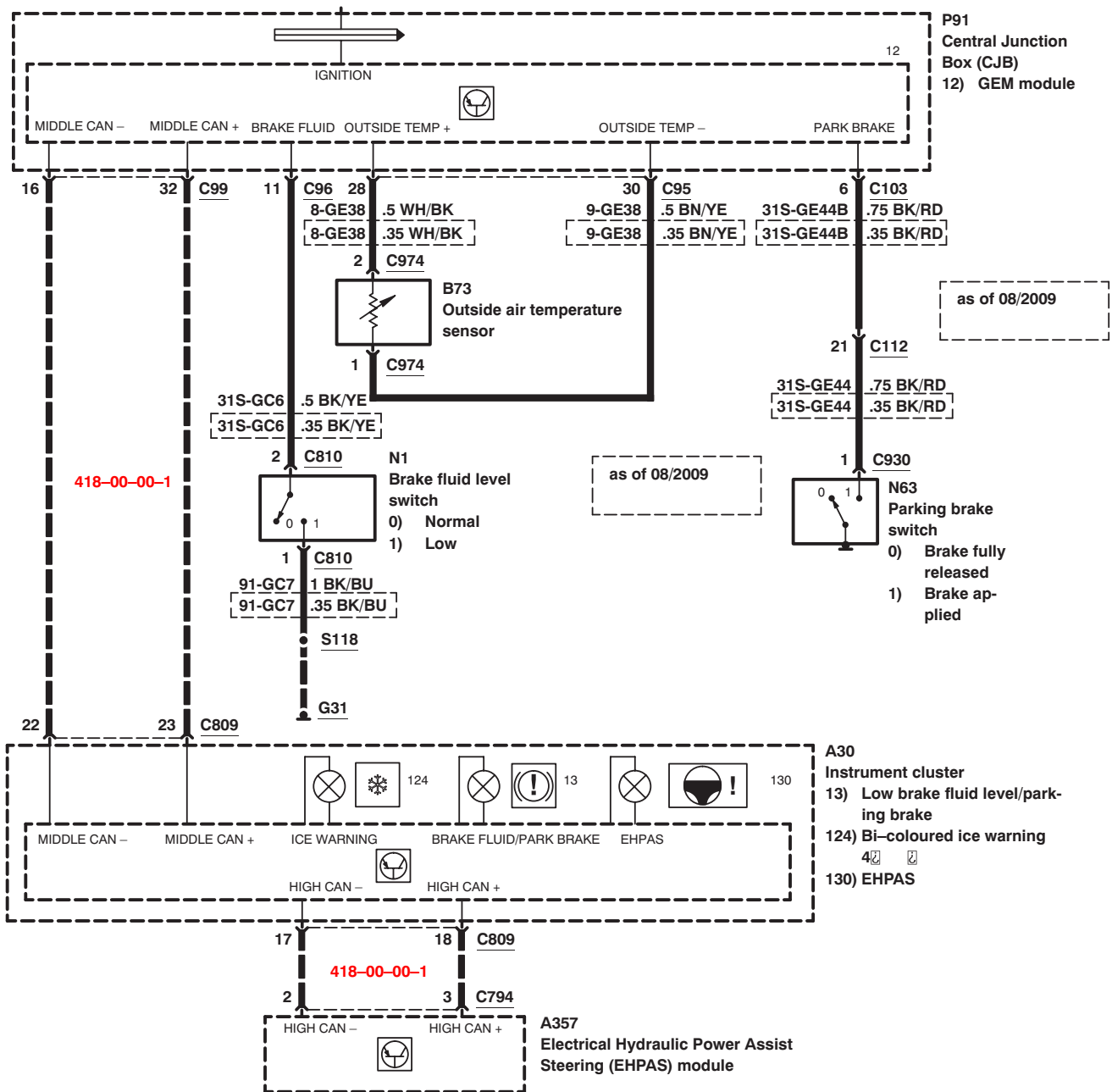
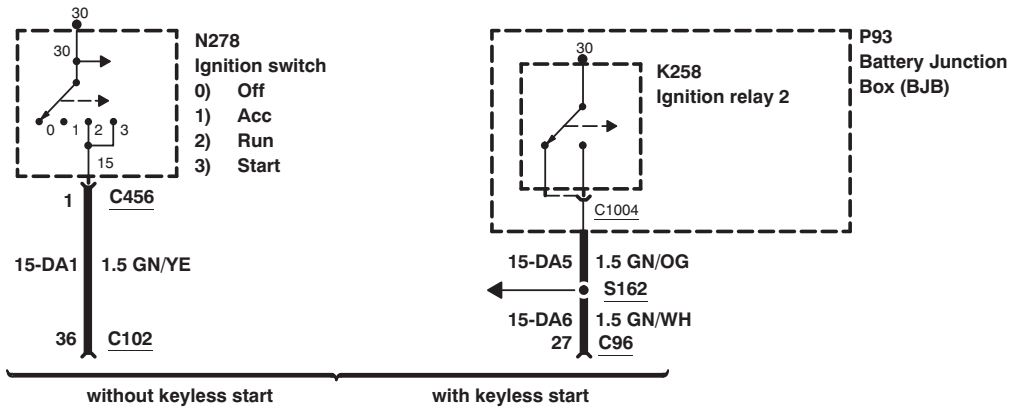
Instrument Cluster – Diesel engines



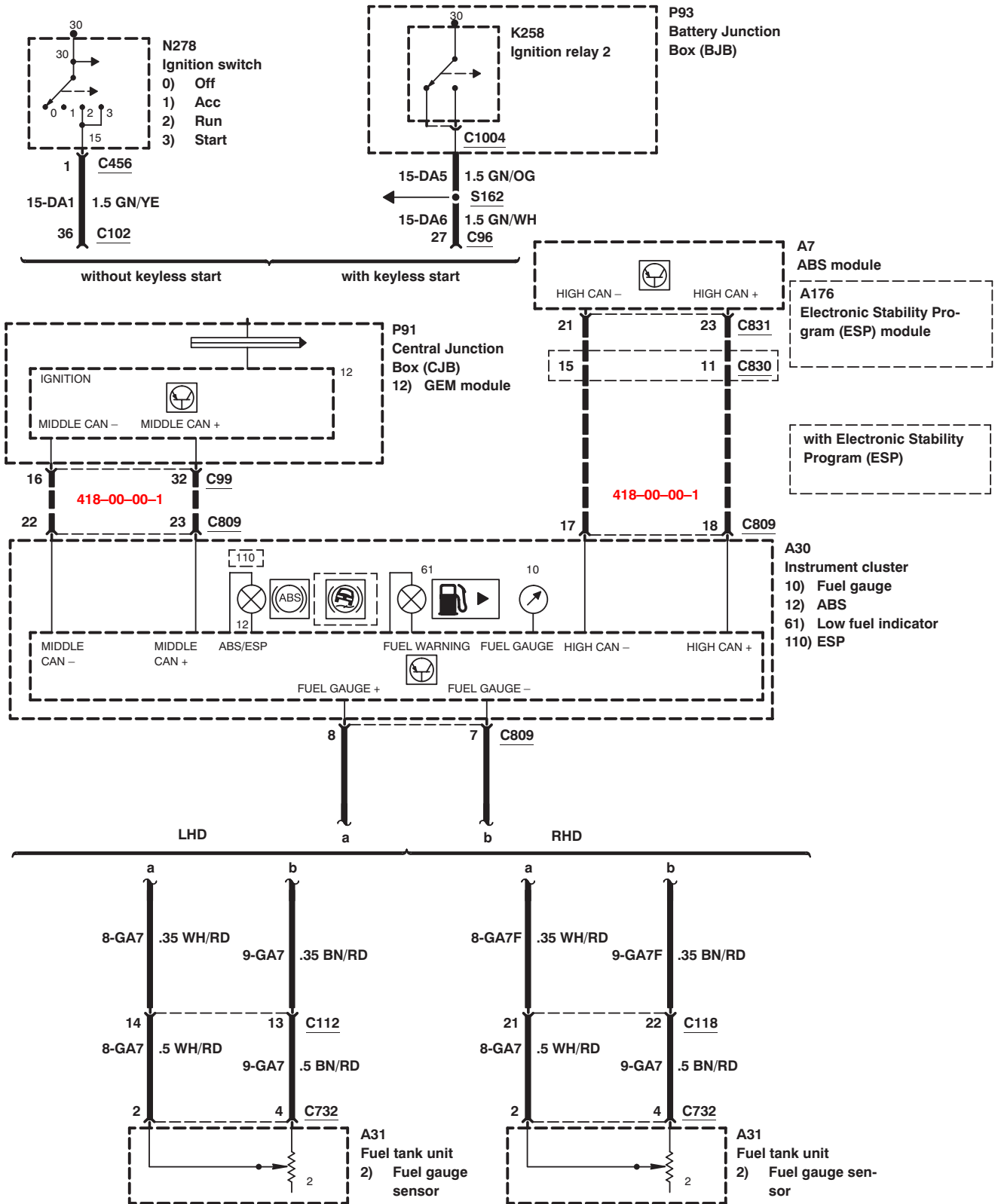
418-00-00-1



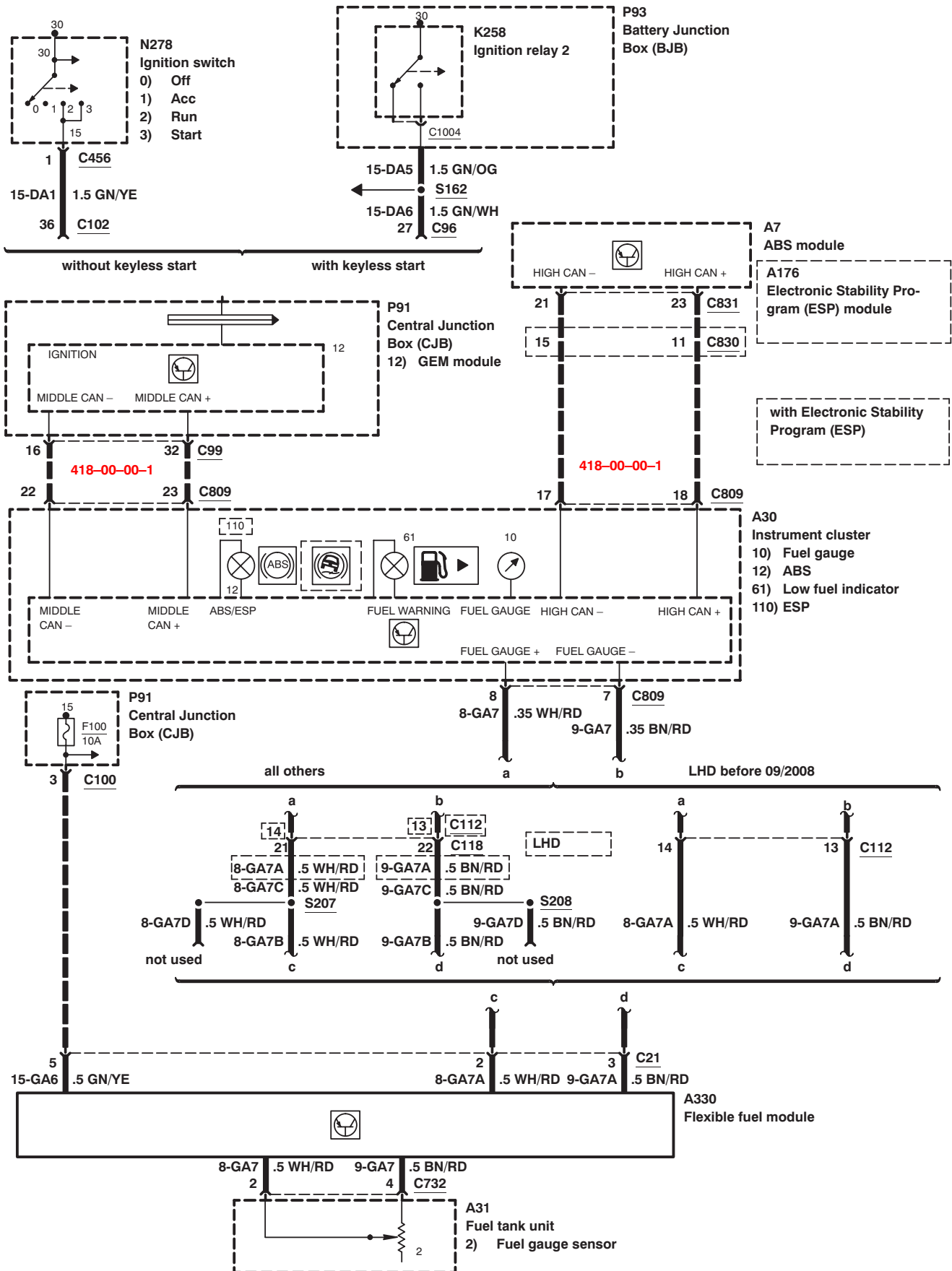
Instrument Cluster



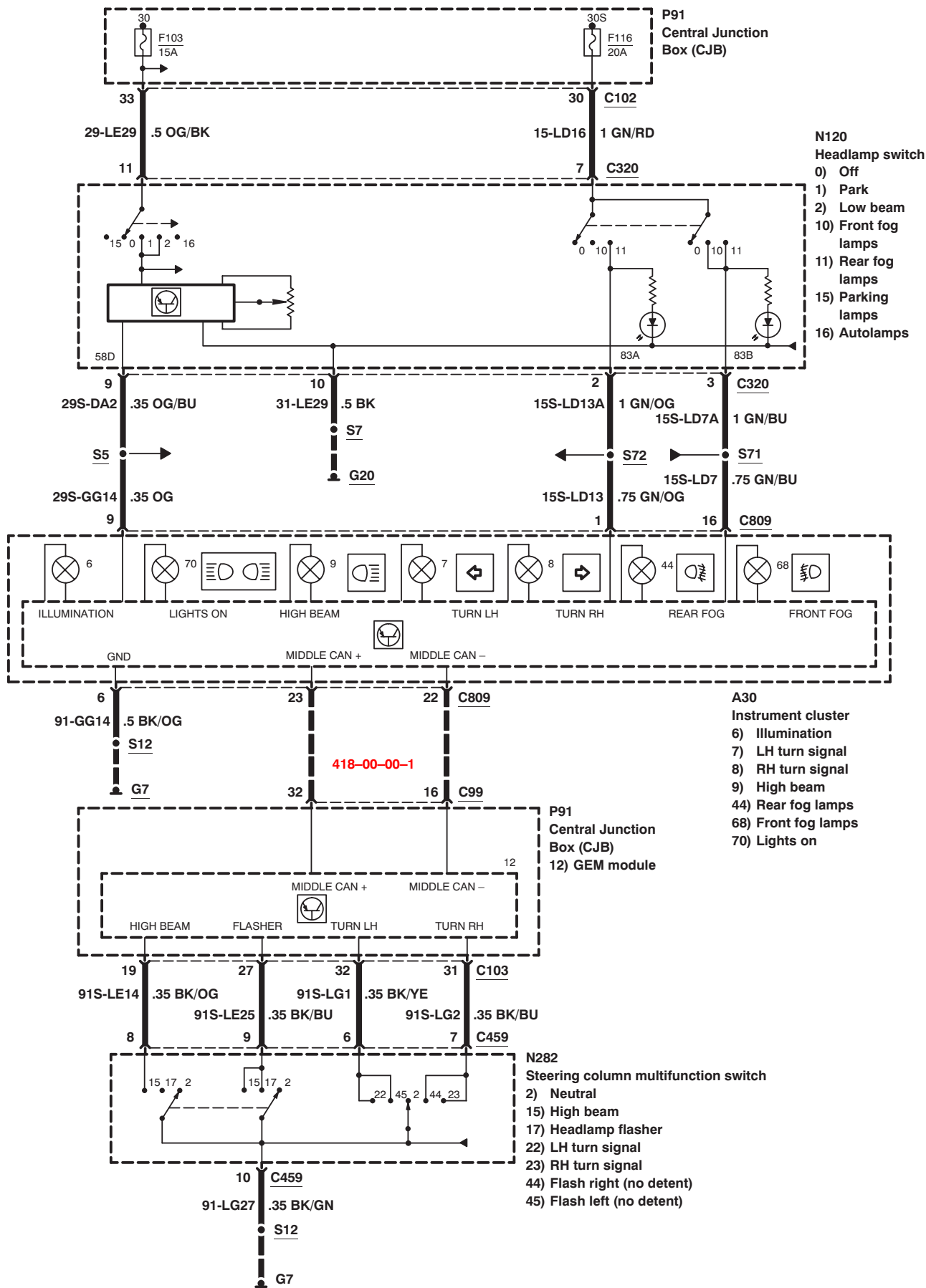
Instrument Cluster – without flexible fuel system



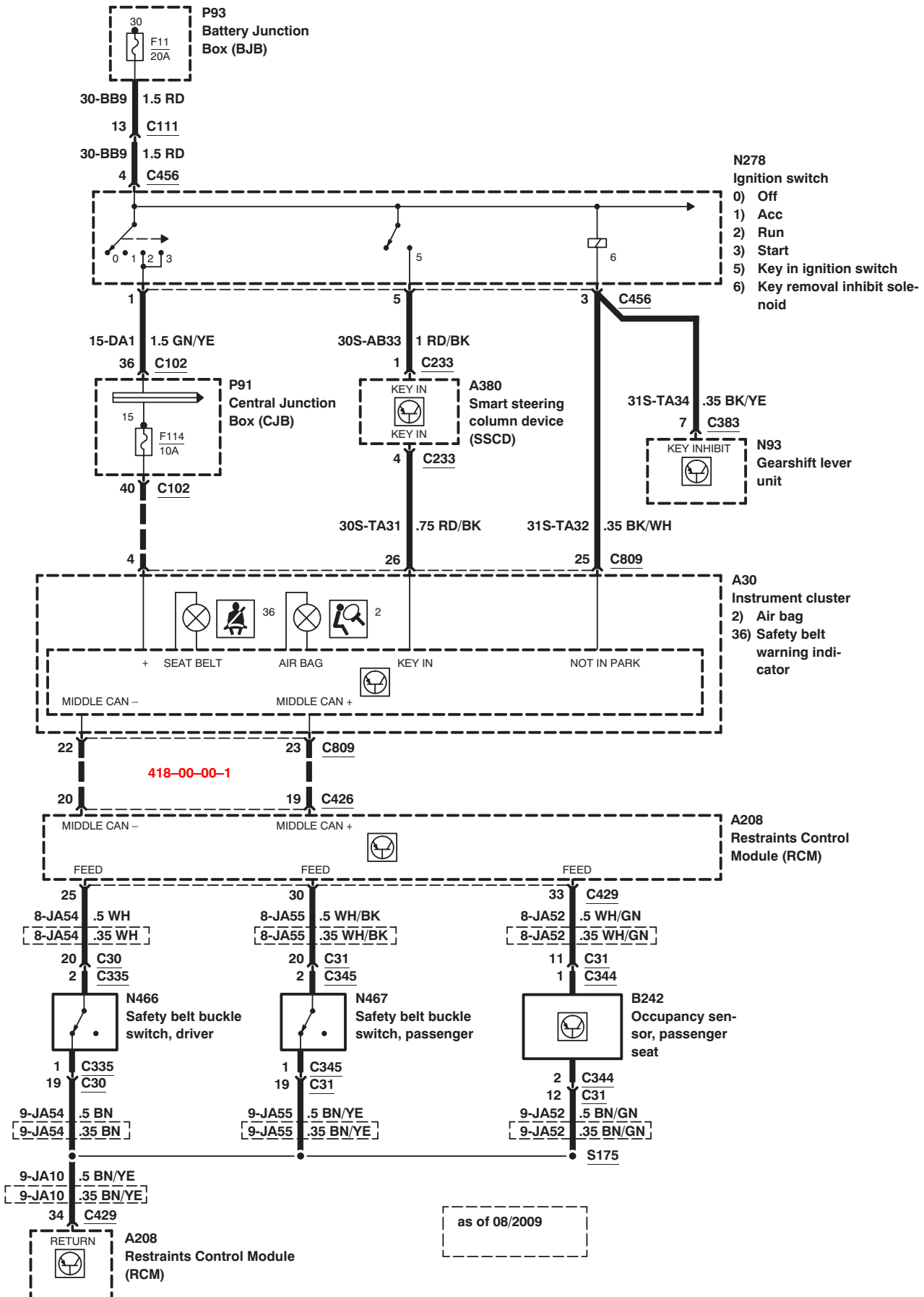
Instrument Cluster – with flexible fuel system



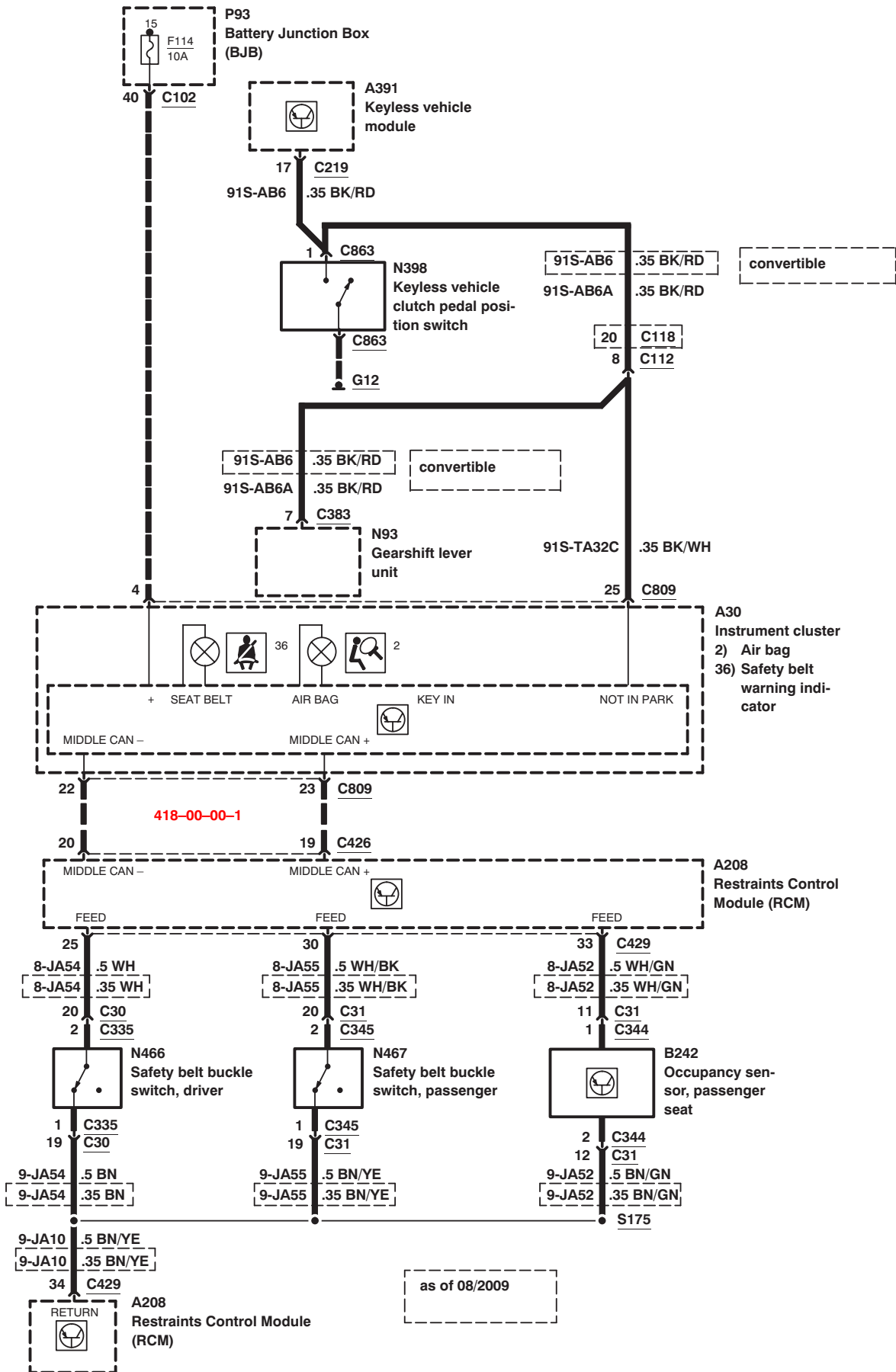
Instrument Cluster



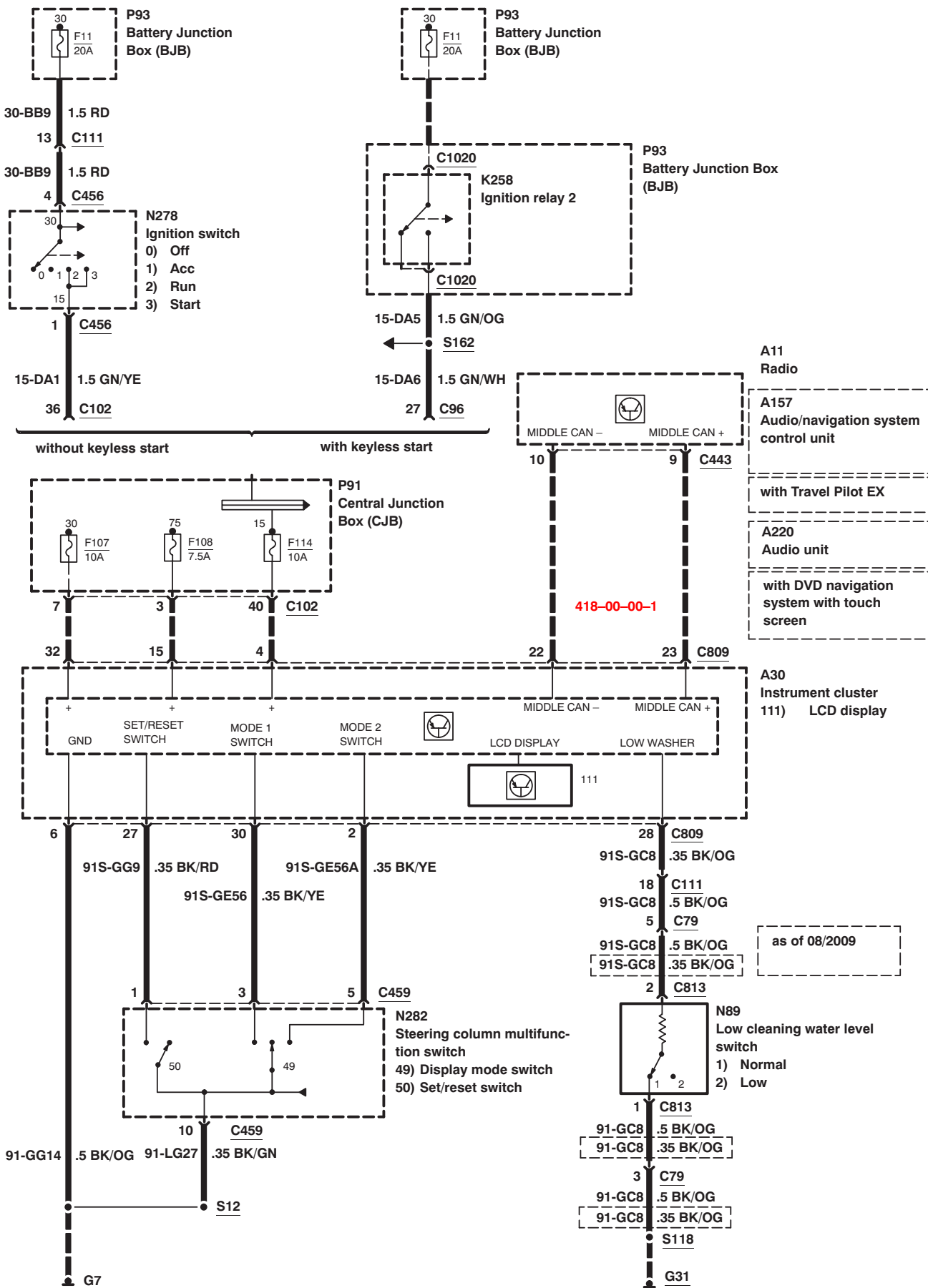
Instrument Cluster – without keyless start



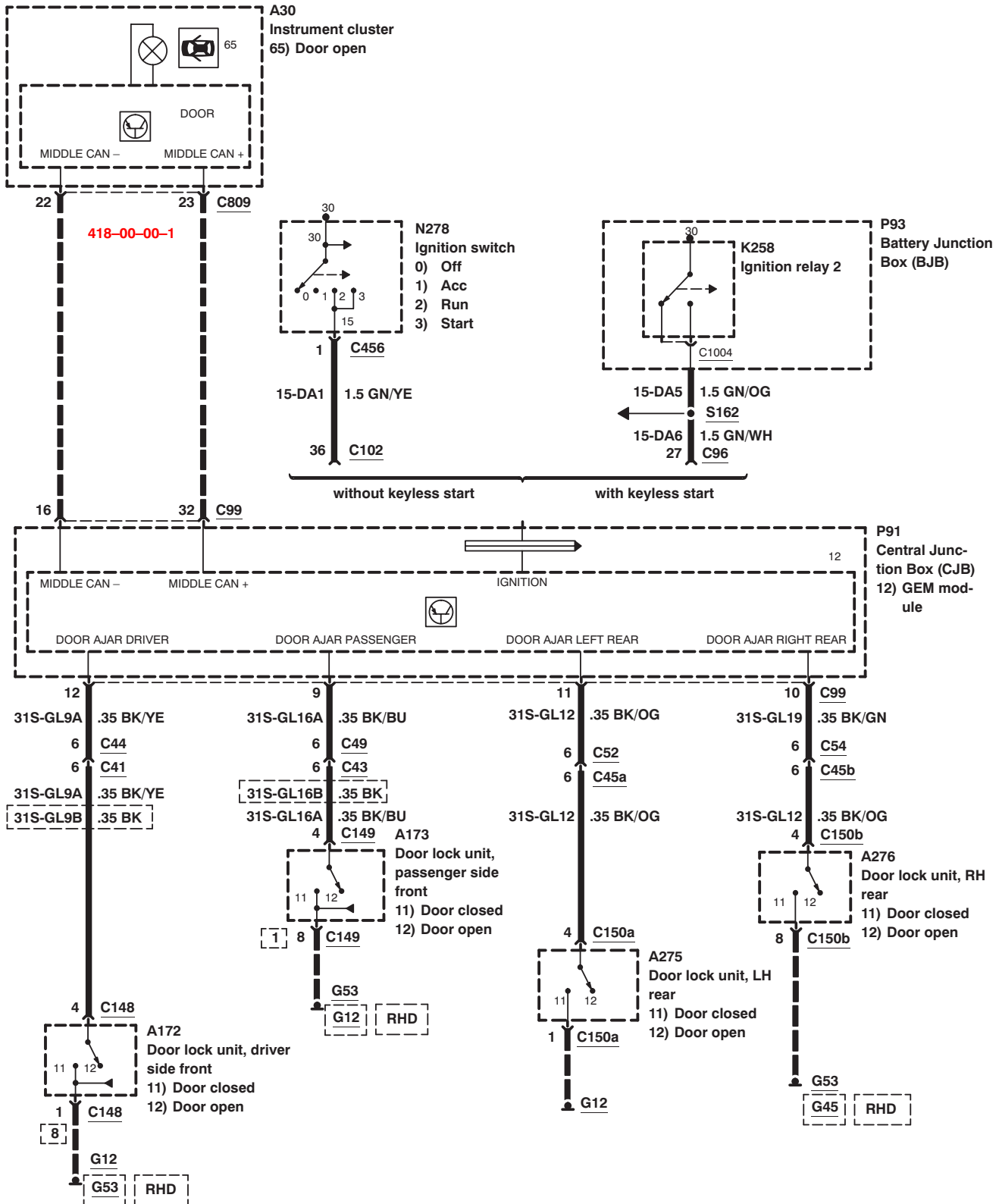
Instrument Cluster – with keyless start



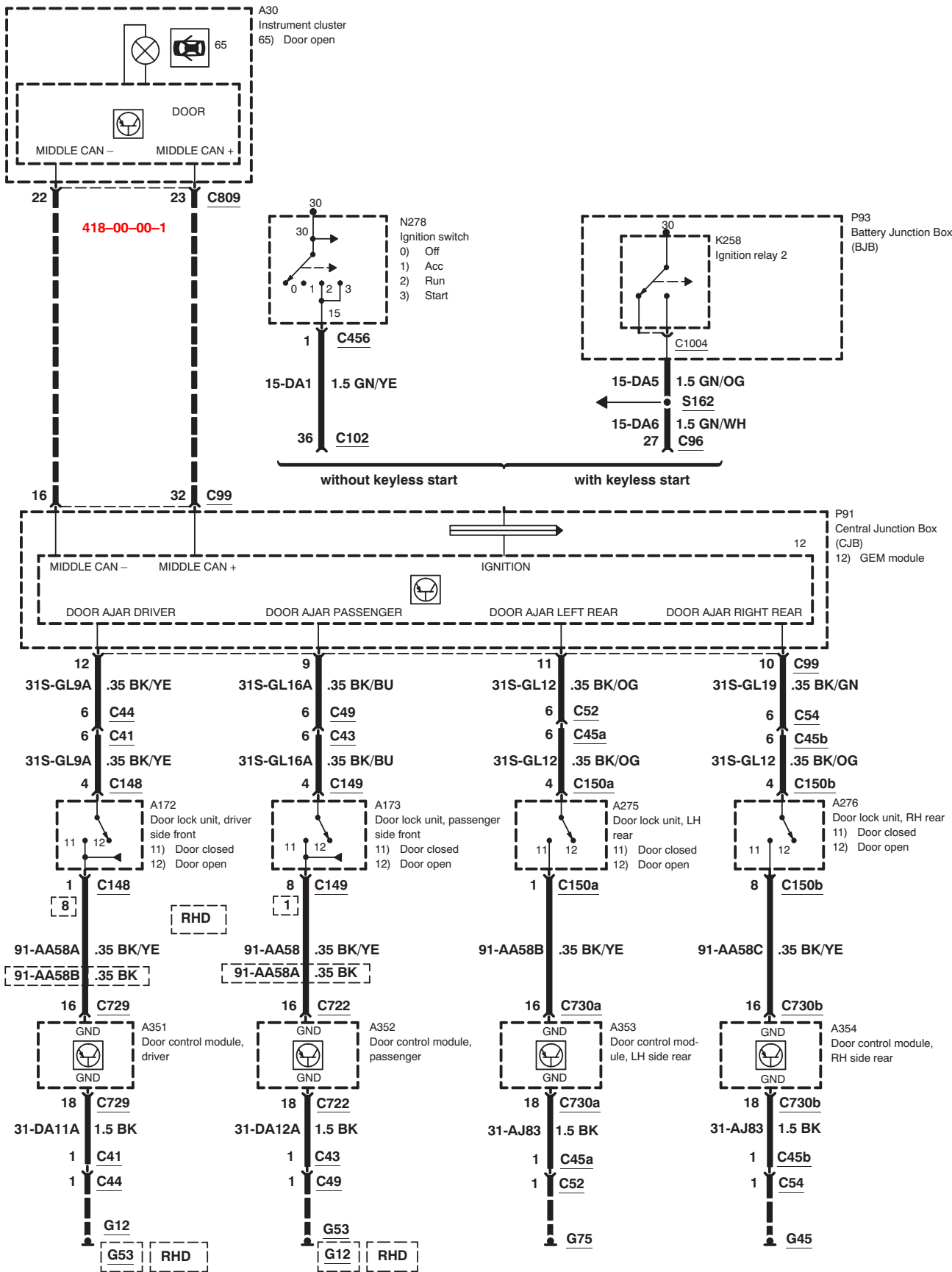
Instrument Cluster



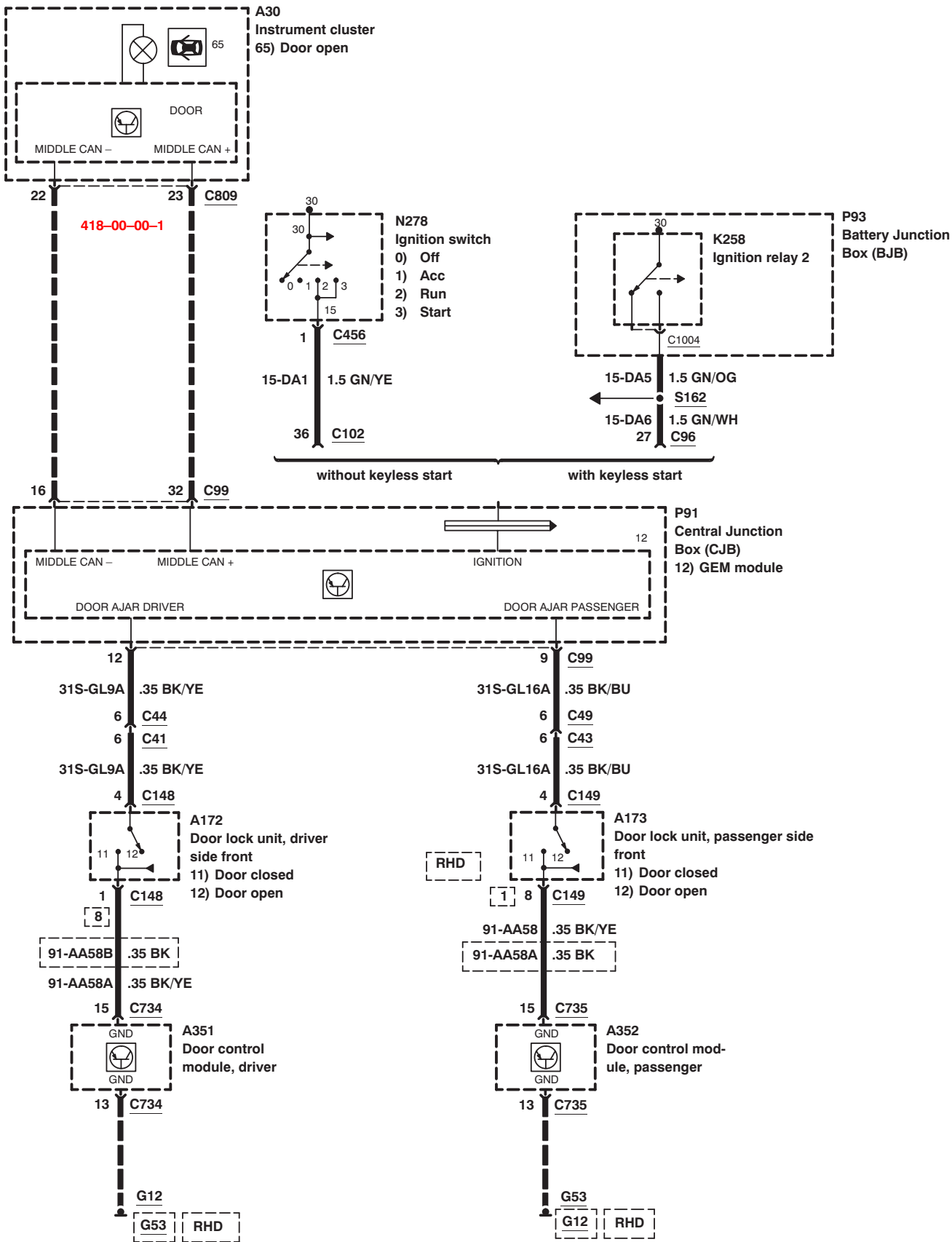
Instrument Cluster – without global closing



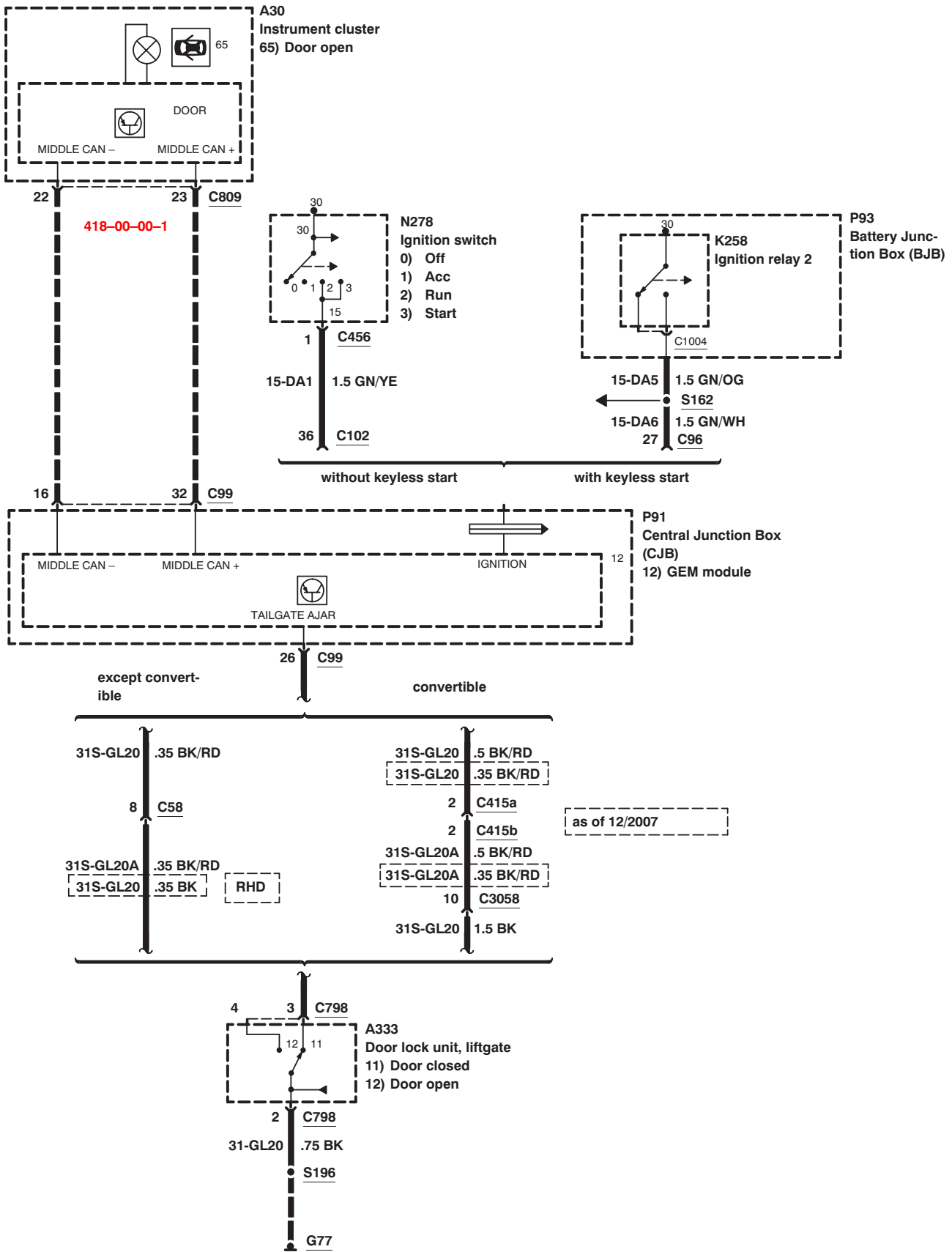
Instrument Cluster – except convertible, with global closing



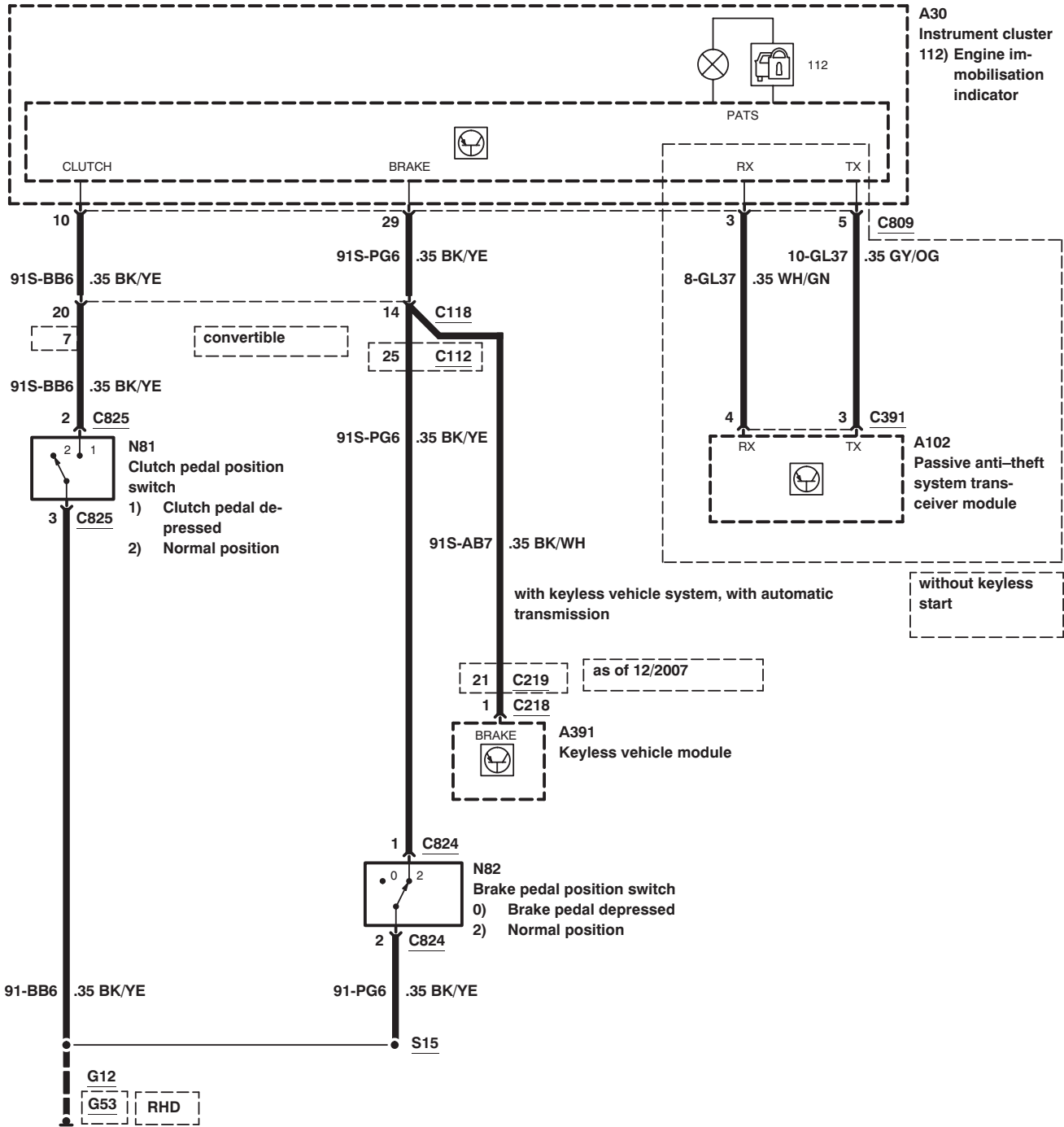
Instrument Cluster – convertible



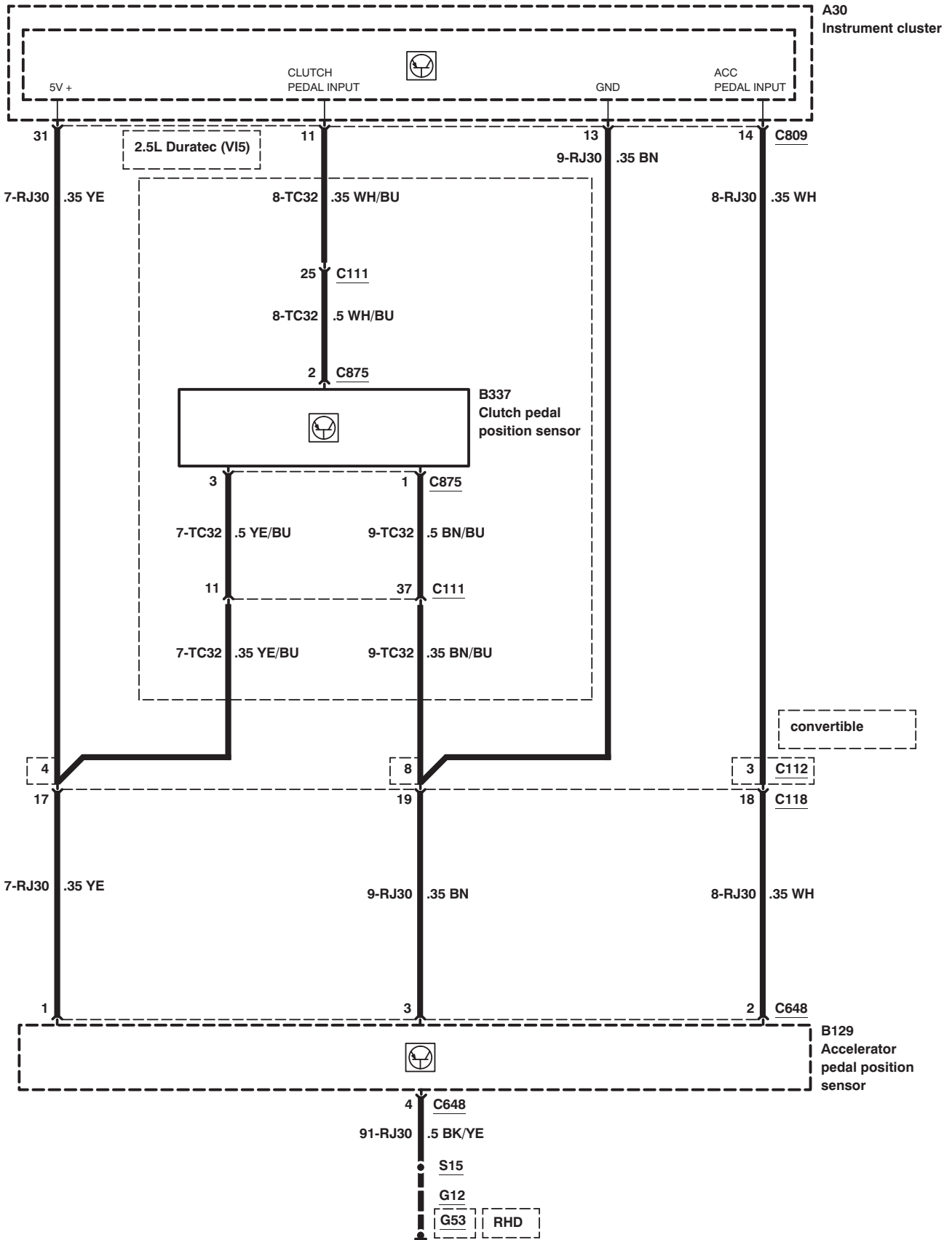
Instrument Cluster



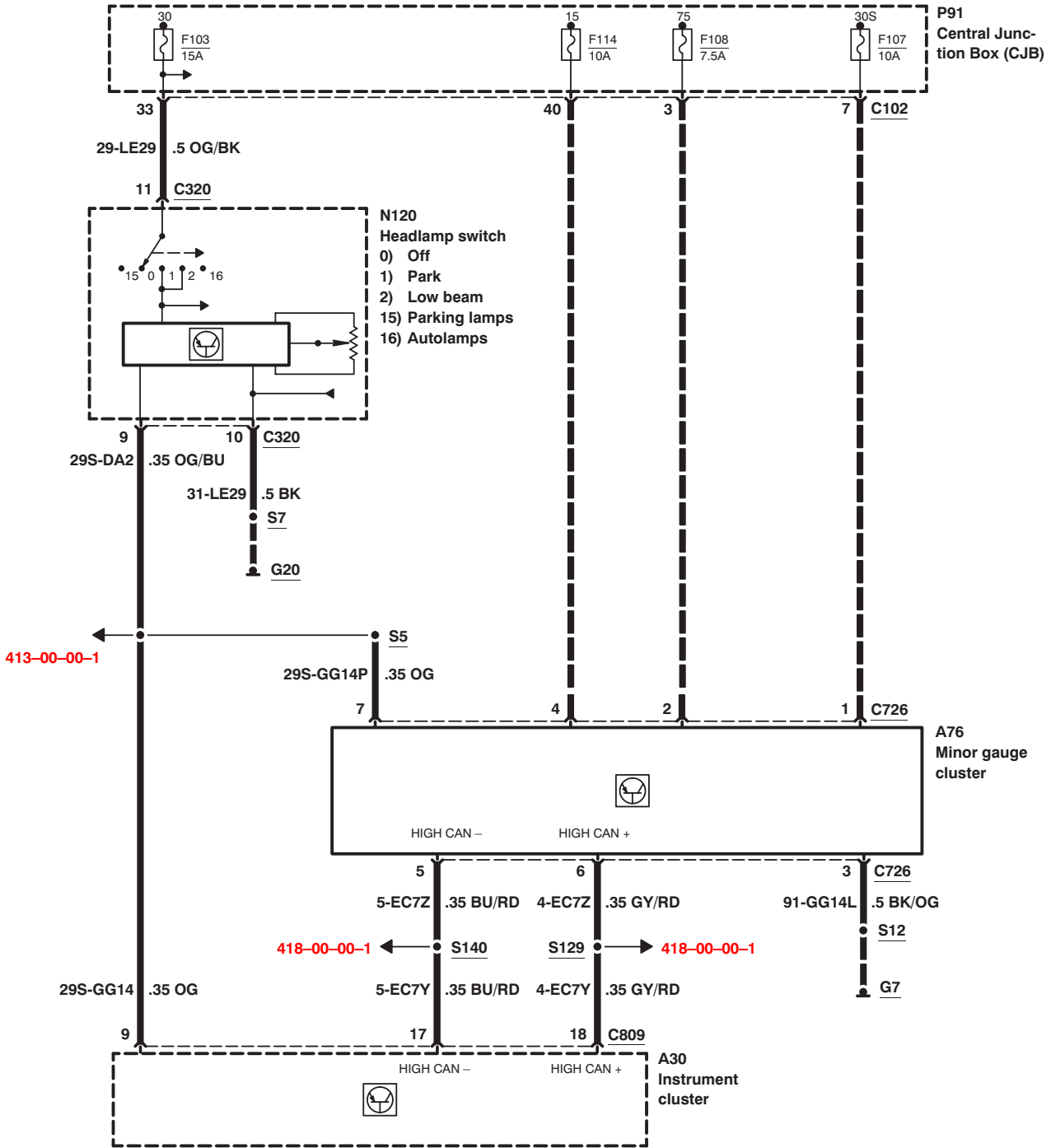
Instrument Cluster



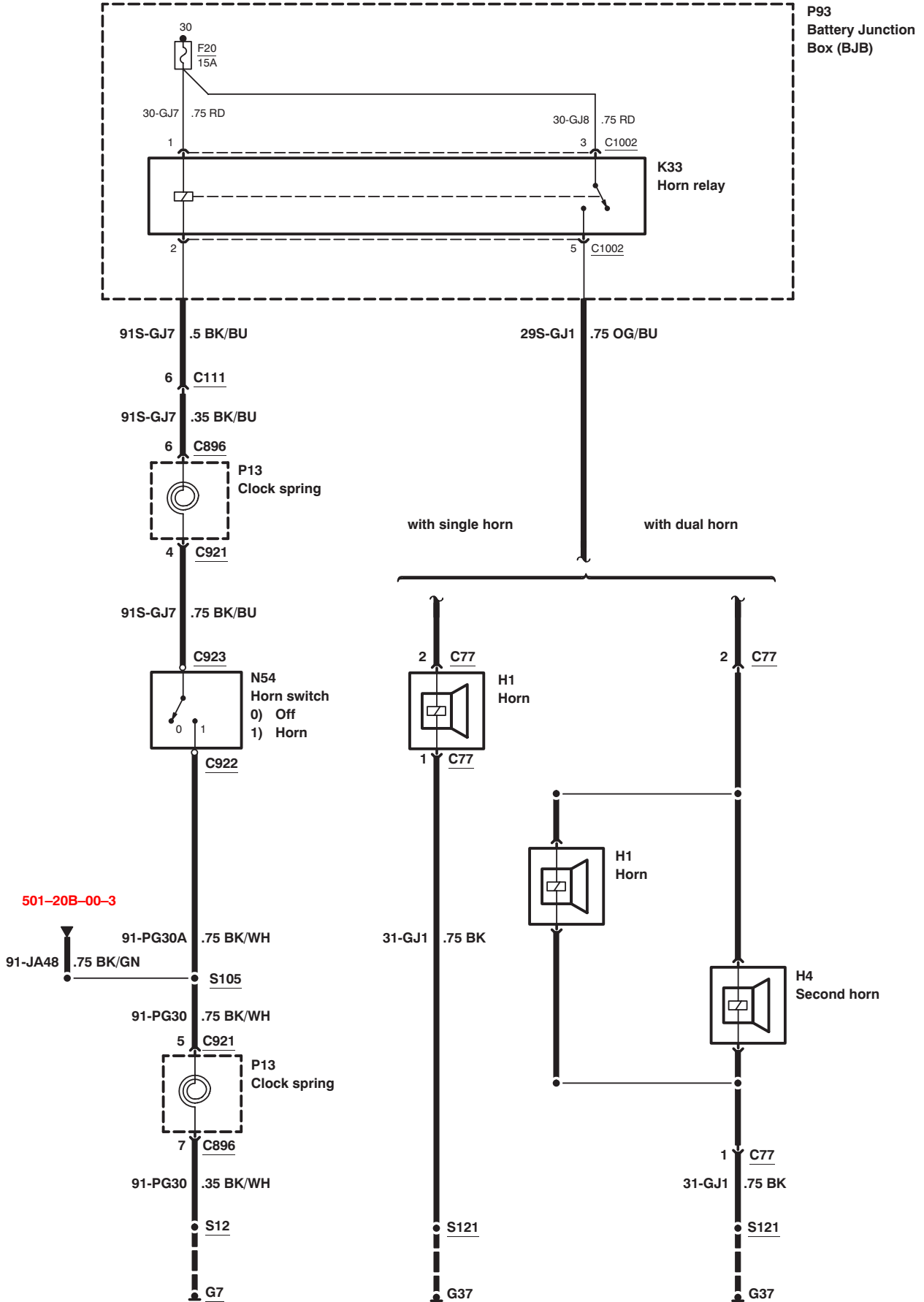
Instrument Cluster



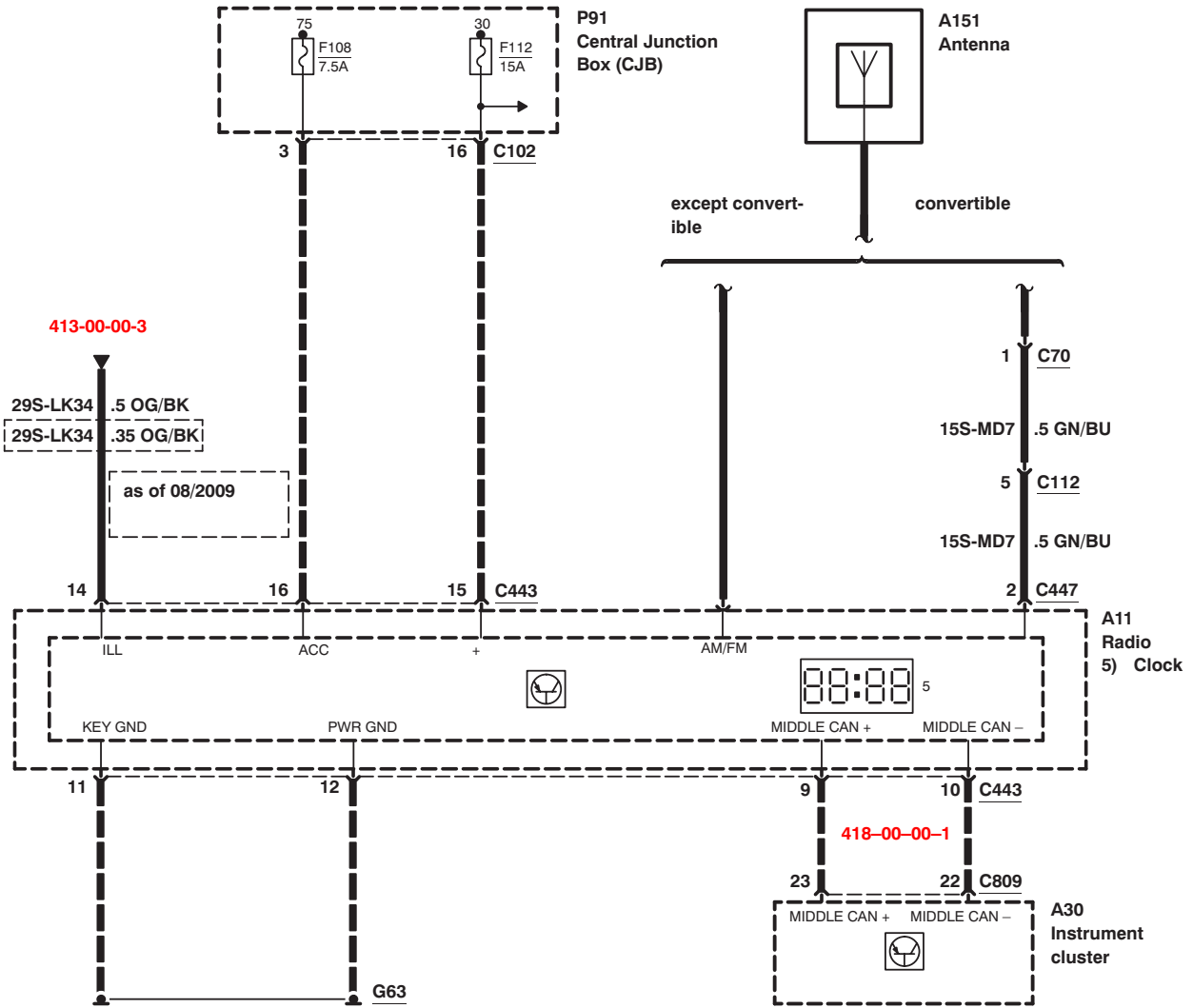
Instrument Cluster – 2.5L Duratec (VI5)



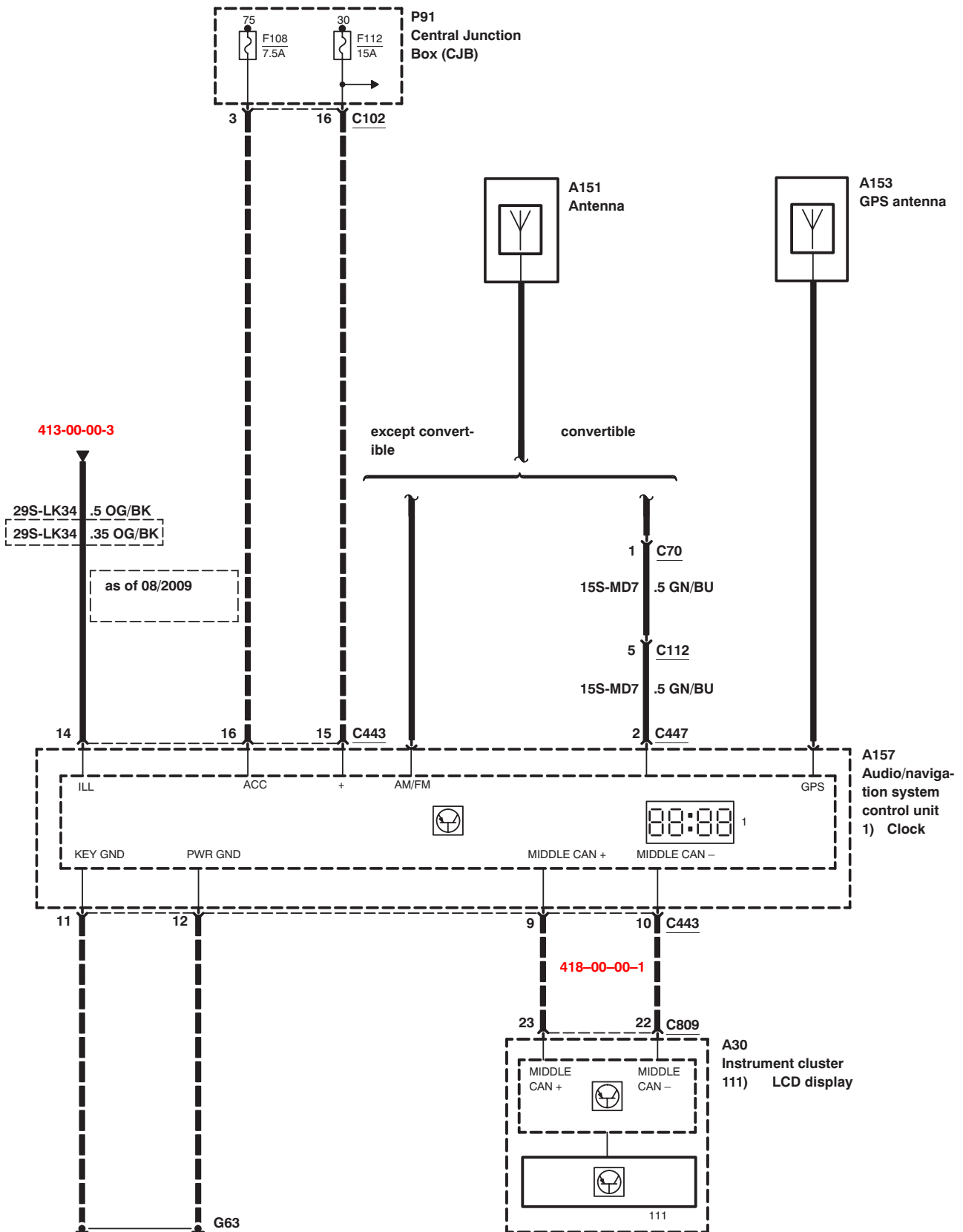
Horn



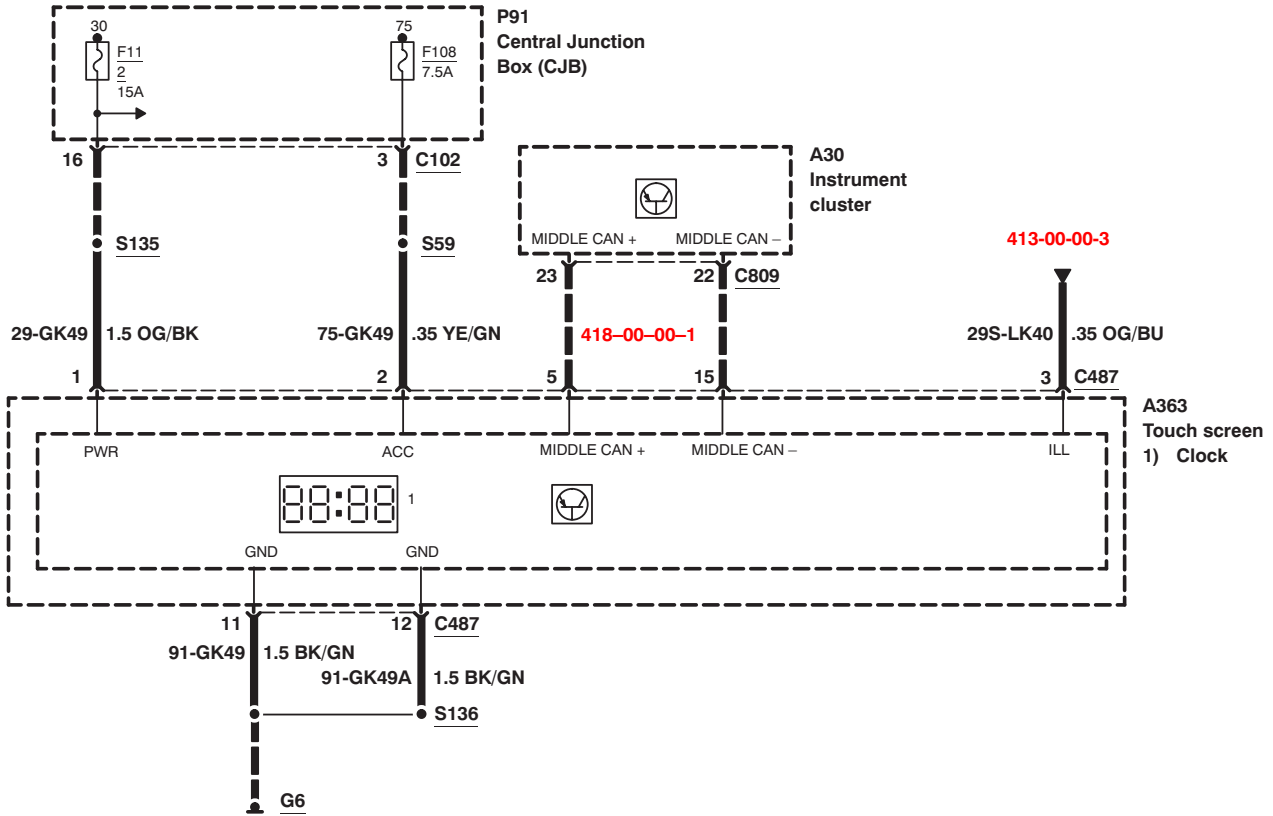
Clock – except Travel Pilot EX, except DVD navigation system with touch screen



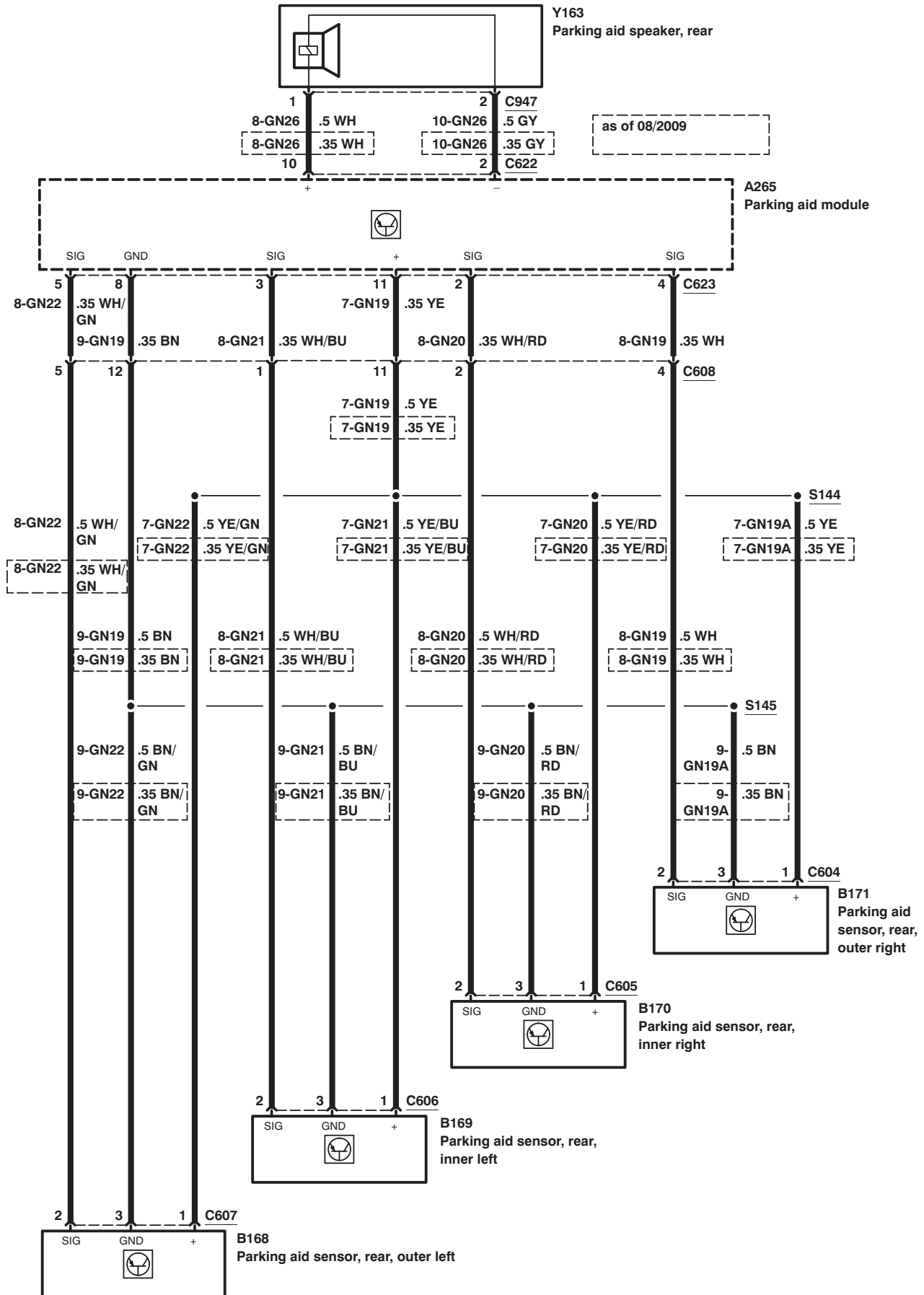
Clock – with Travel Pilot EX



Clock – with DVD navigation system with touch screen

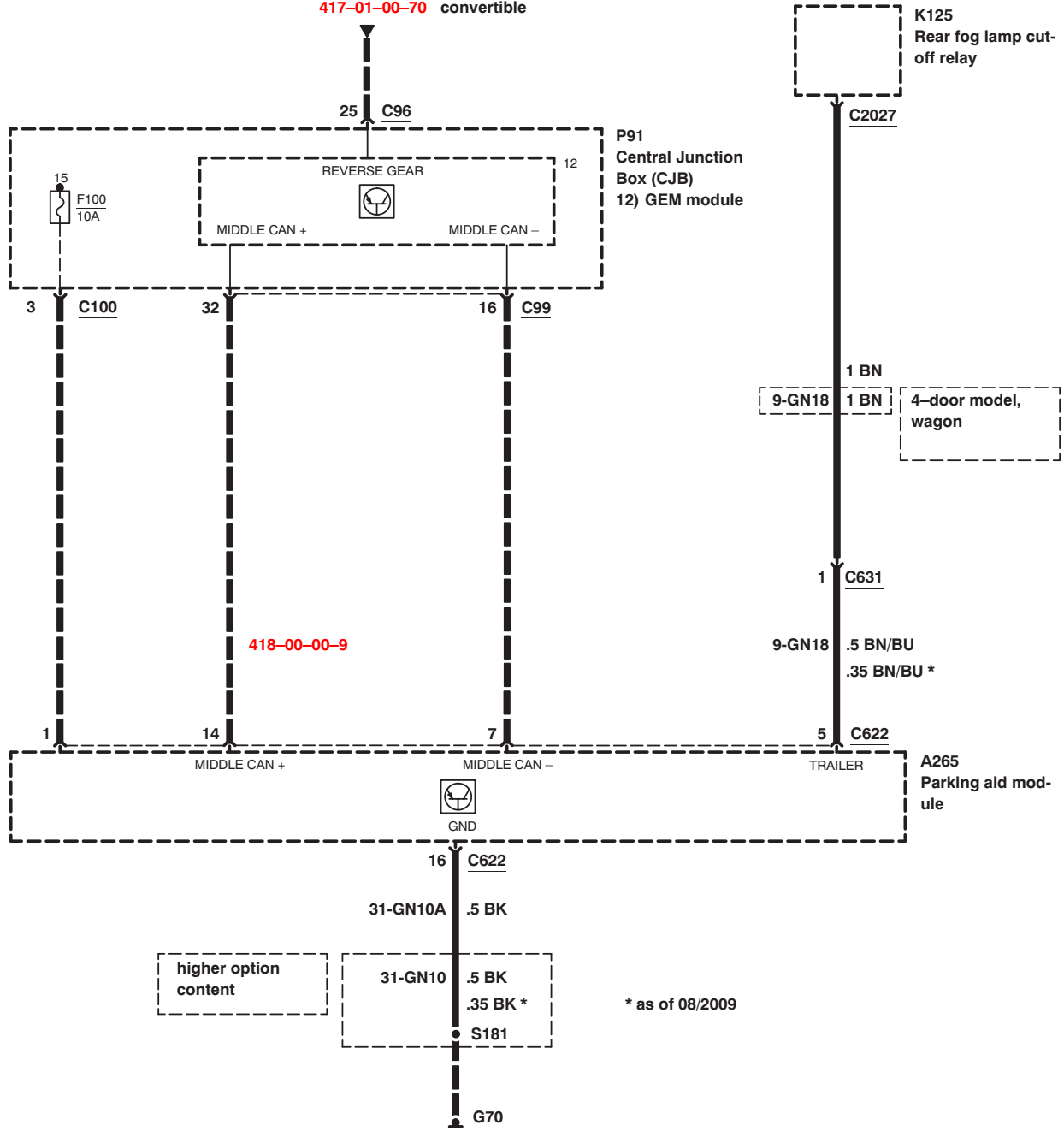


Parking Aid



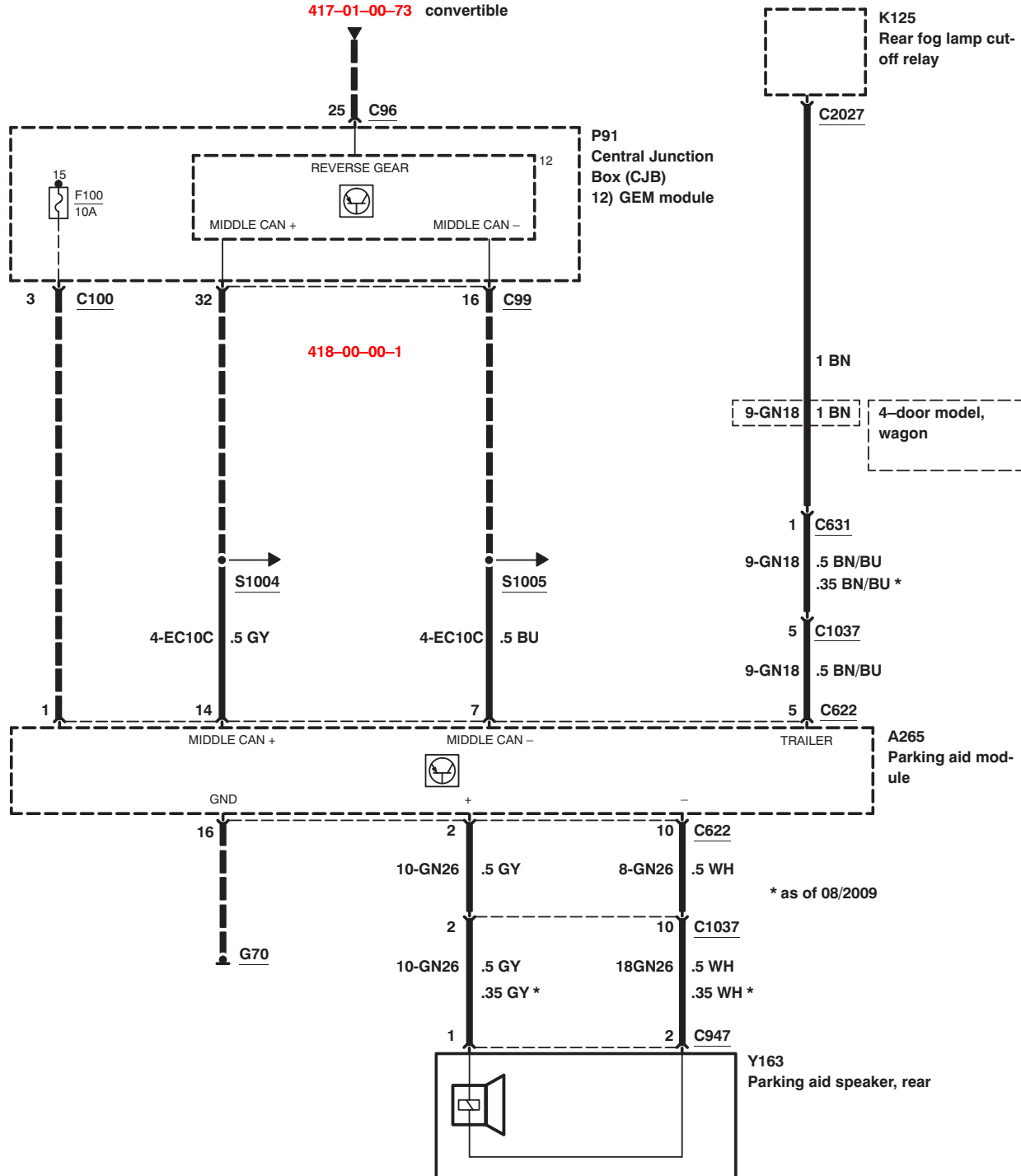
Parking Aid – without parking aid camera

- 417-01-00-60 manual transmission
- 417-01-00-63 manual transmission (MPS6)
- 417-01-00-66 automatic transmission
- 417-01-00-69 2.5L Duratec (VI5)
- 417-01-00-70 convertible

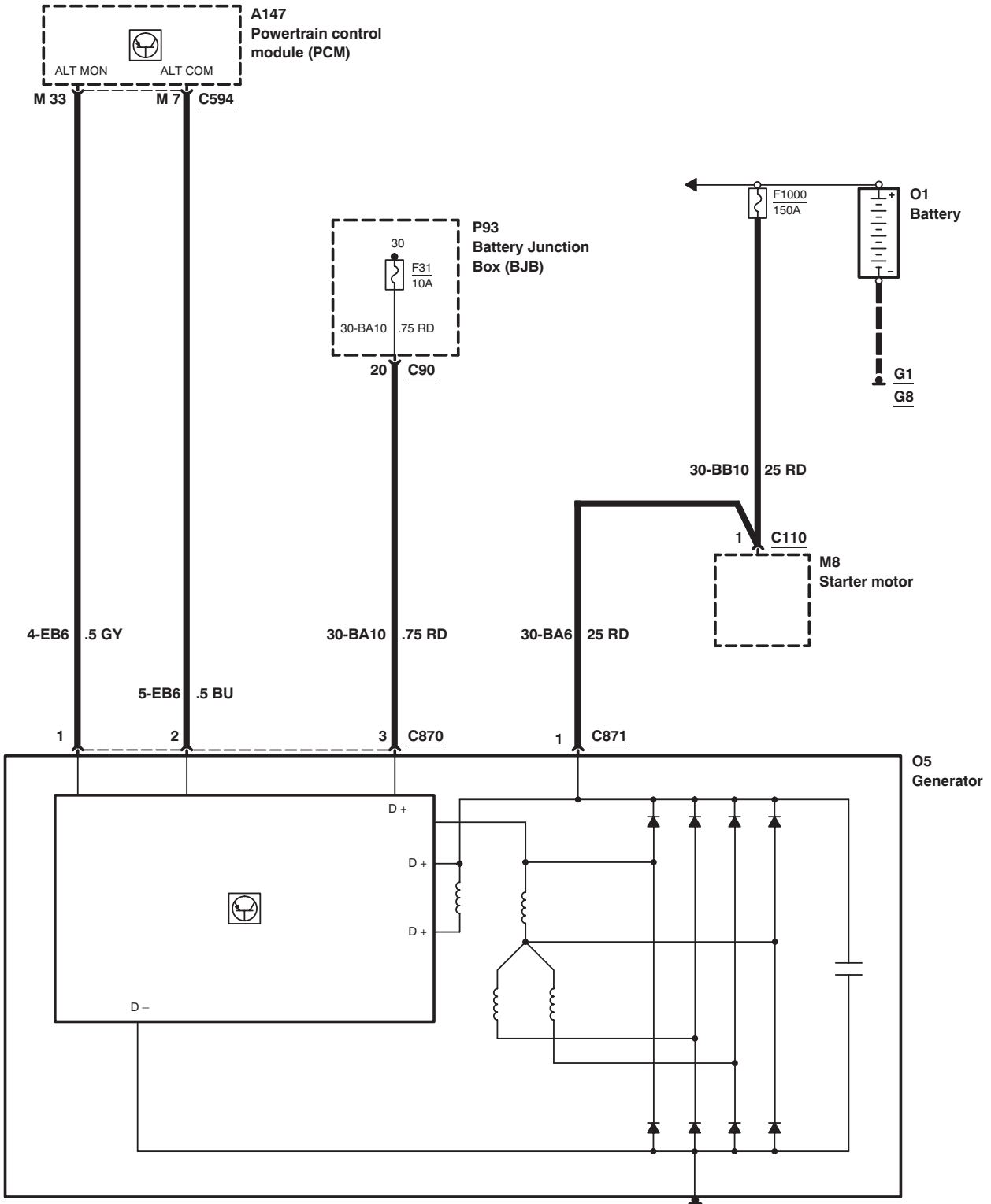


Parking Aid – with parking aid camera

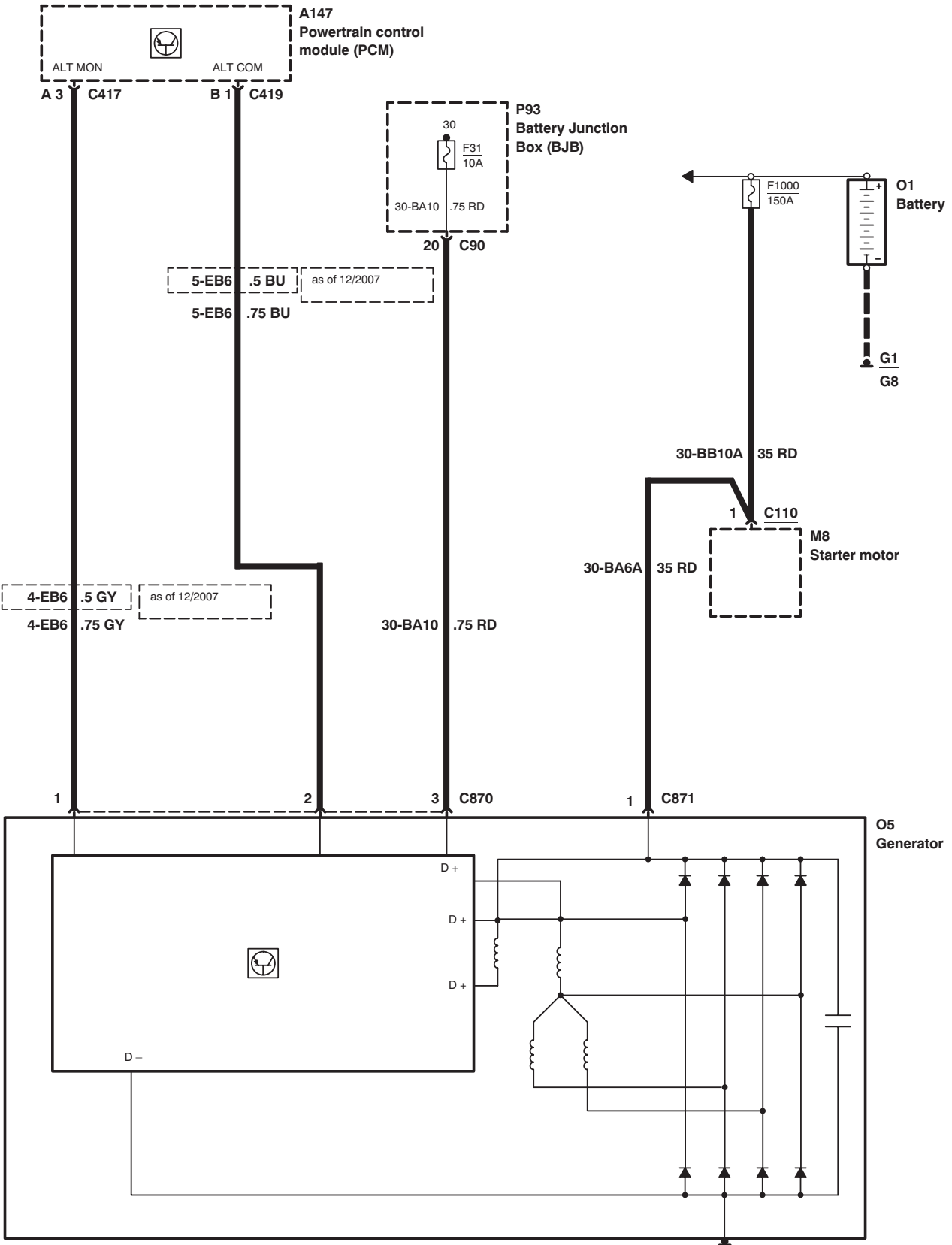
- 417-01-00-63 manual transmission
- 417-01-00-66 manual transmission (MPS6)
- 417-01-00-69 automatic transmission
- 417-01-00-72 2.5L Duratec (V15)
- 417-01-00-73 convertible



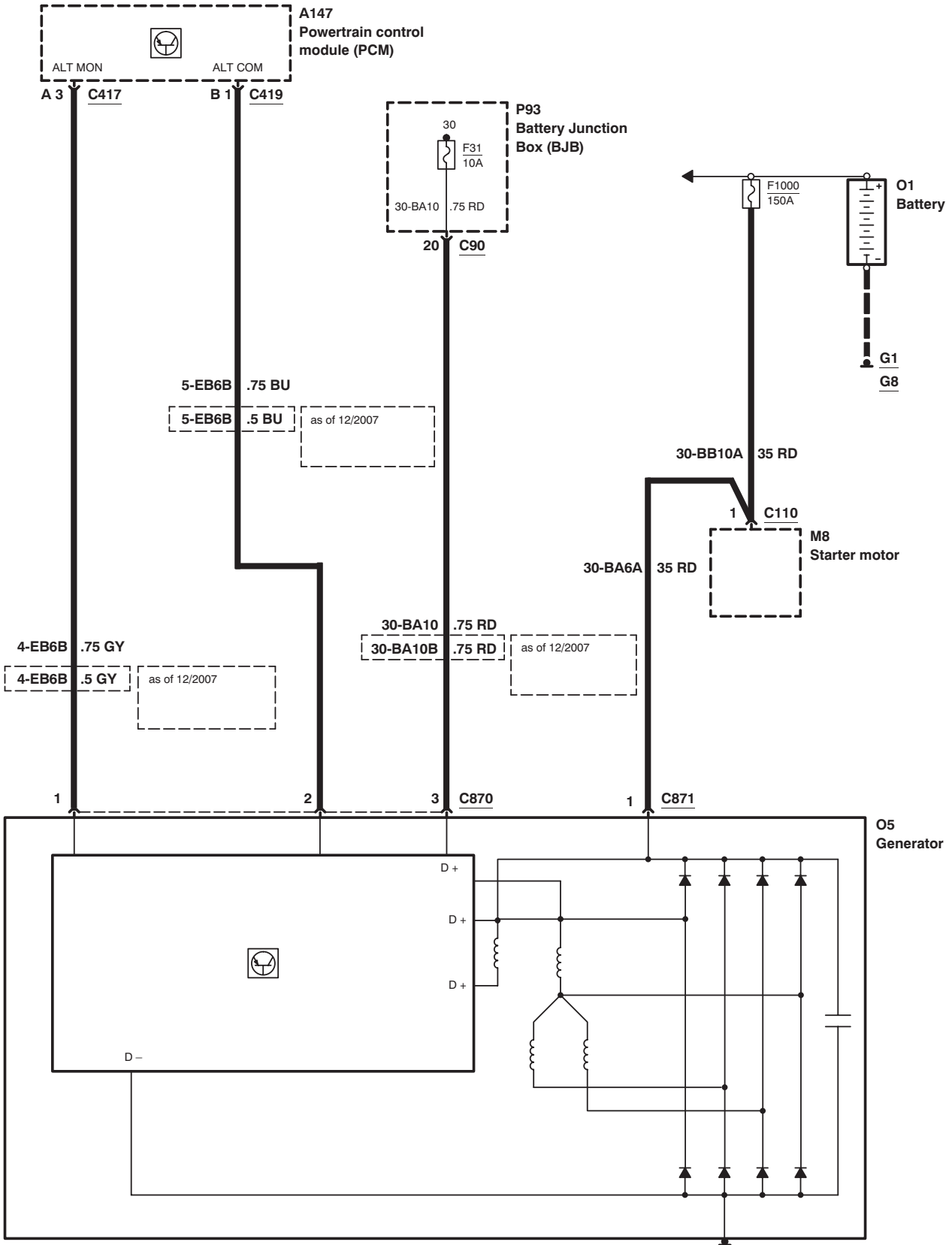
Generator and Regulator – 1.6L Duratec–16V Ti–VCT (Sigma)



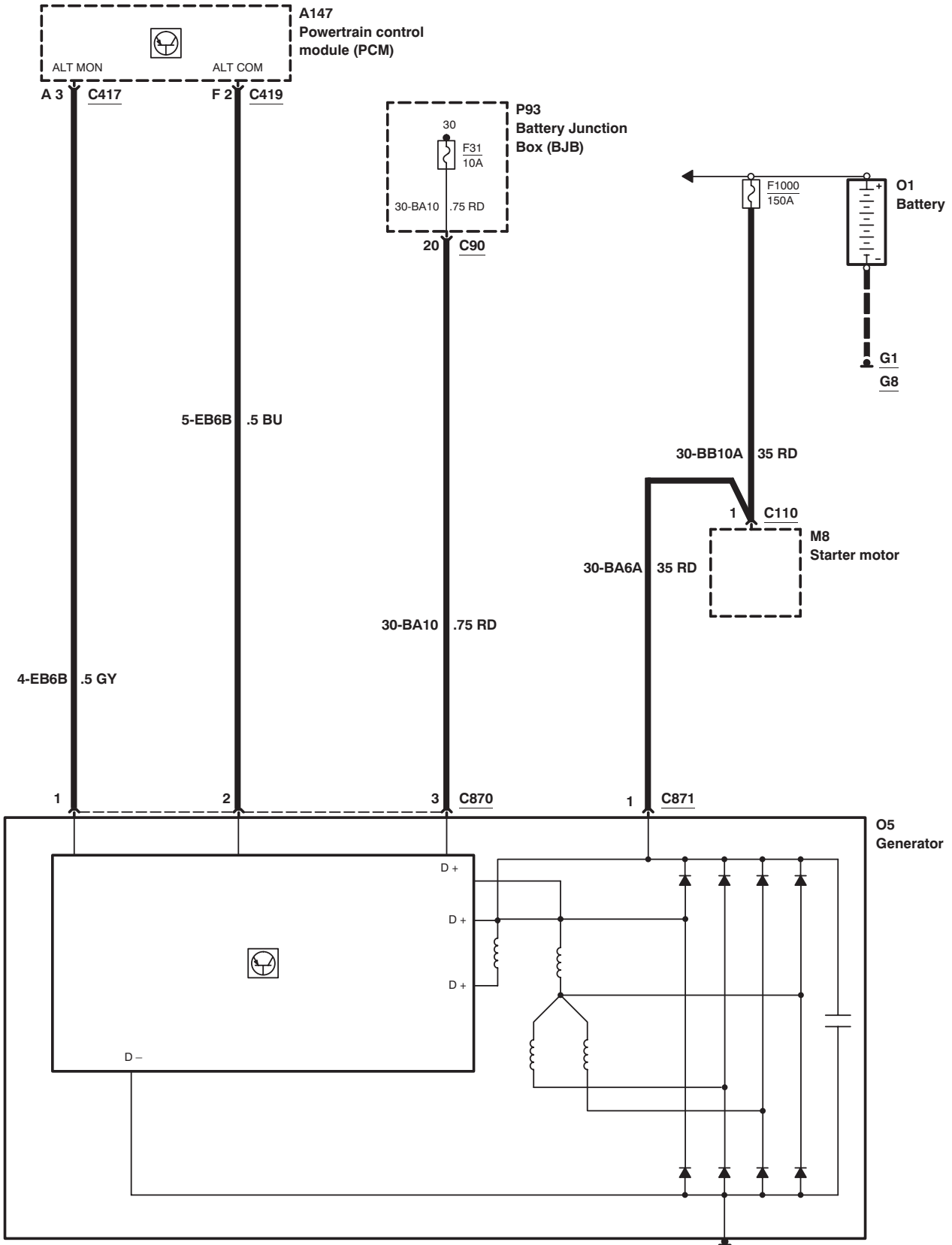
Generator and Regulator – 1.6L Duratorq–TDCi (DV) Diesel



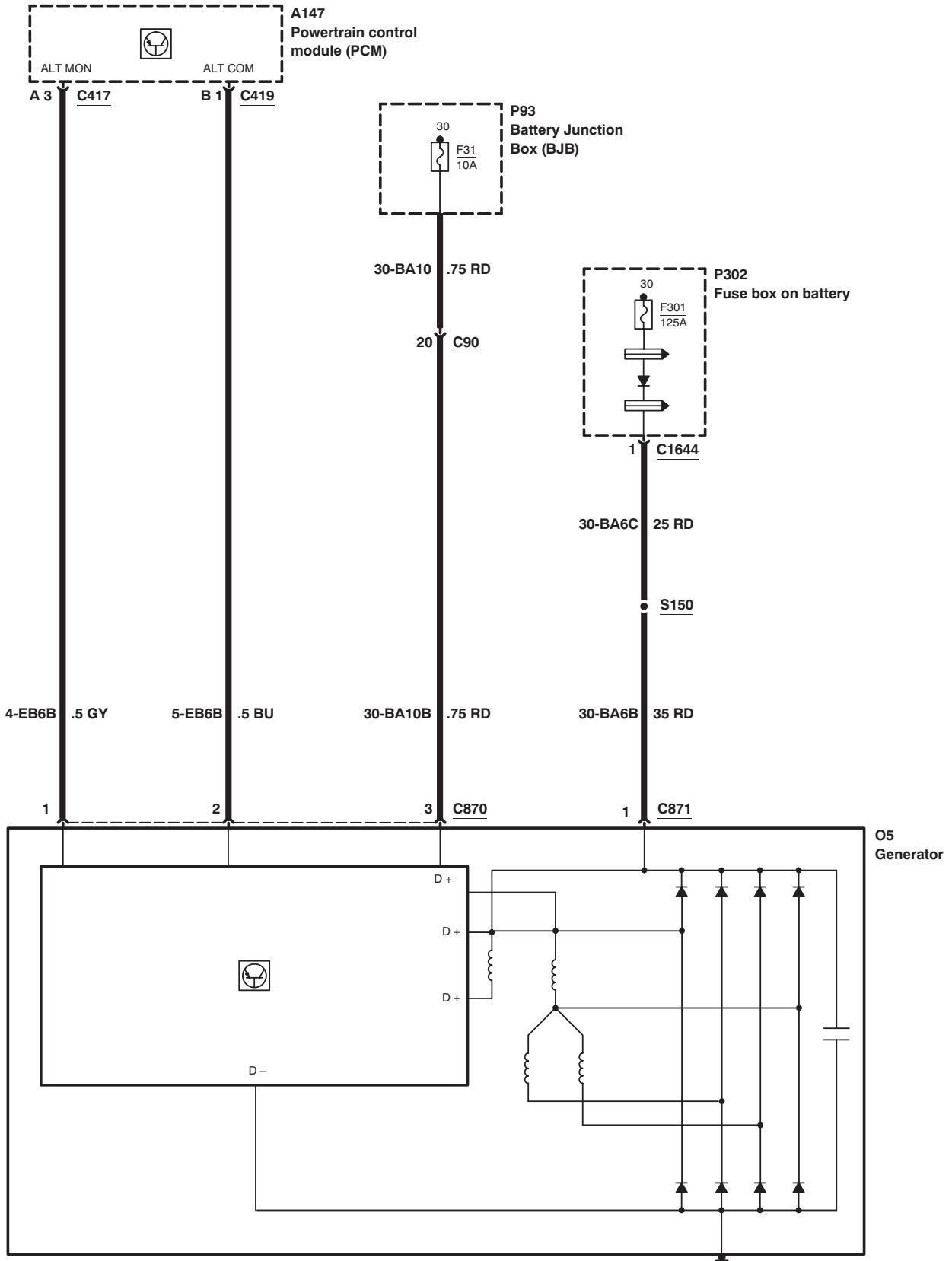
Generator and Regulator – 1.6L Duratorq–TDCi (DV) Diesel, with diesel particulate filter



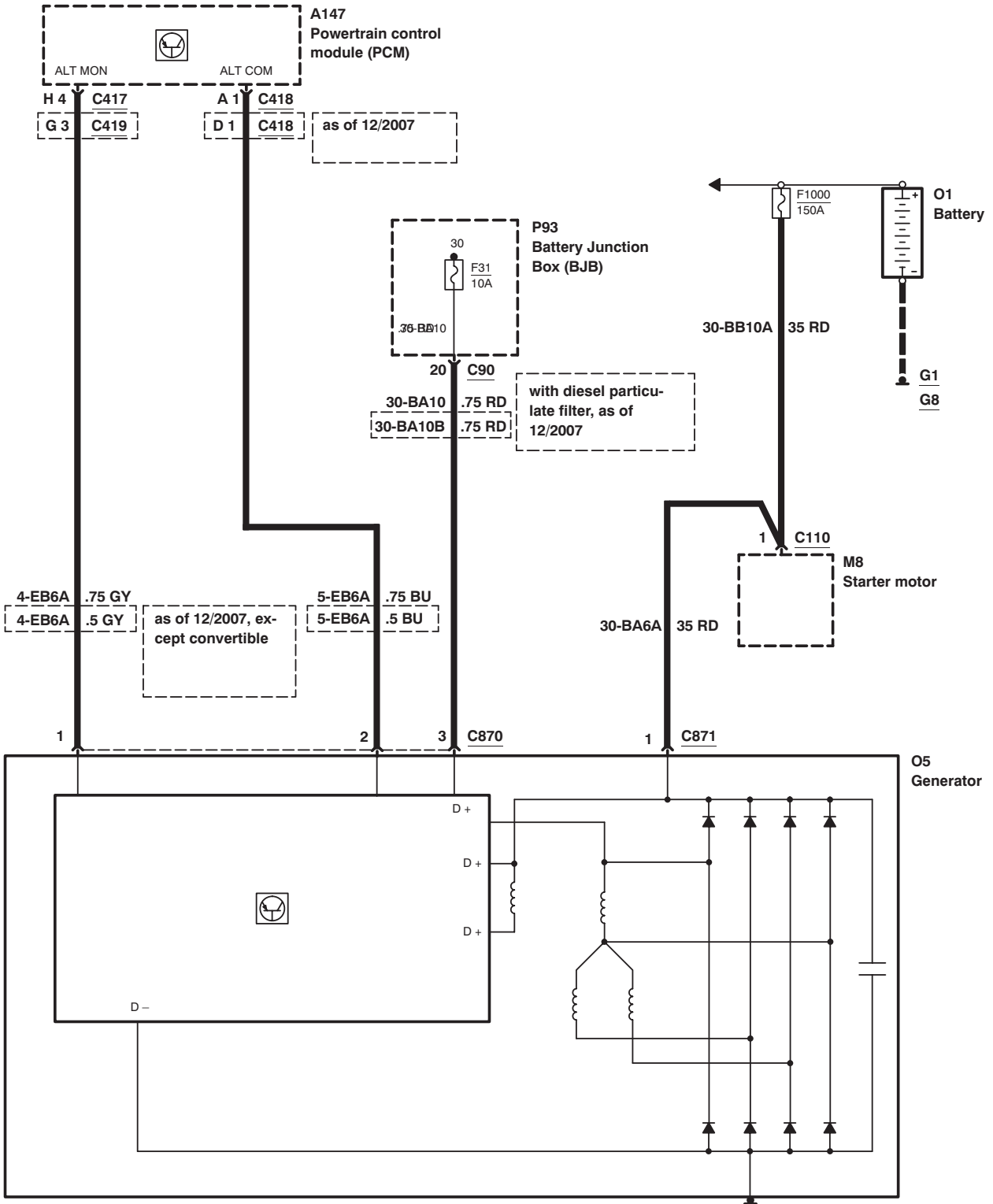
Generator and Regulator – 1.6L Duratorq-TDCi (DV) Diesel, stage V



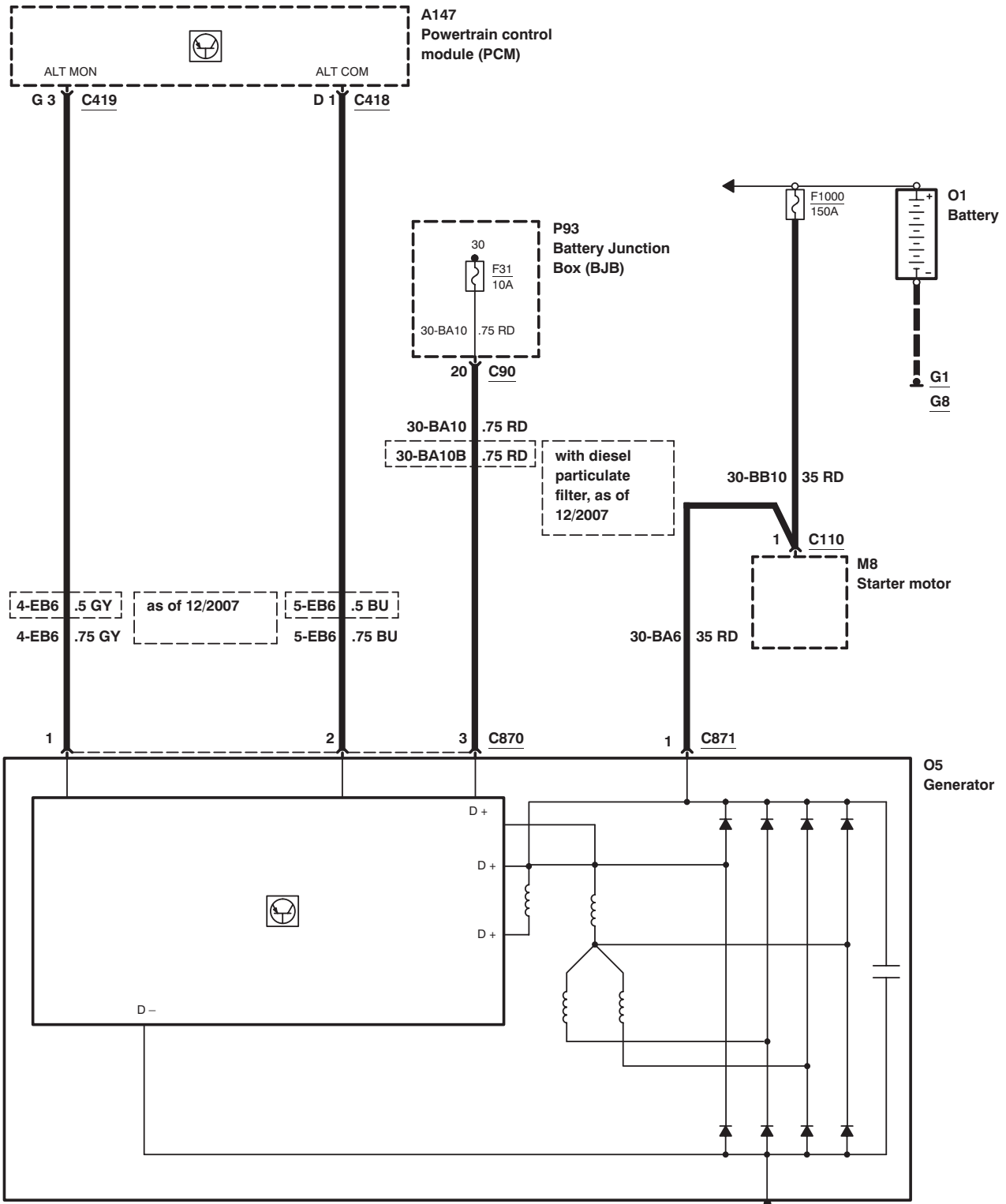
Generator and Regulator – 1.6L Duratorq–TDCi (DV) Diesel, with diesel particulate filter, with ECONetic II, with start–stop system



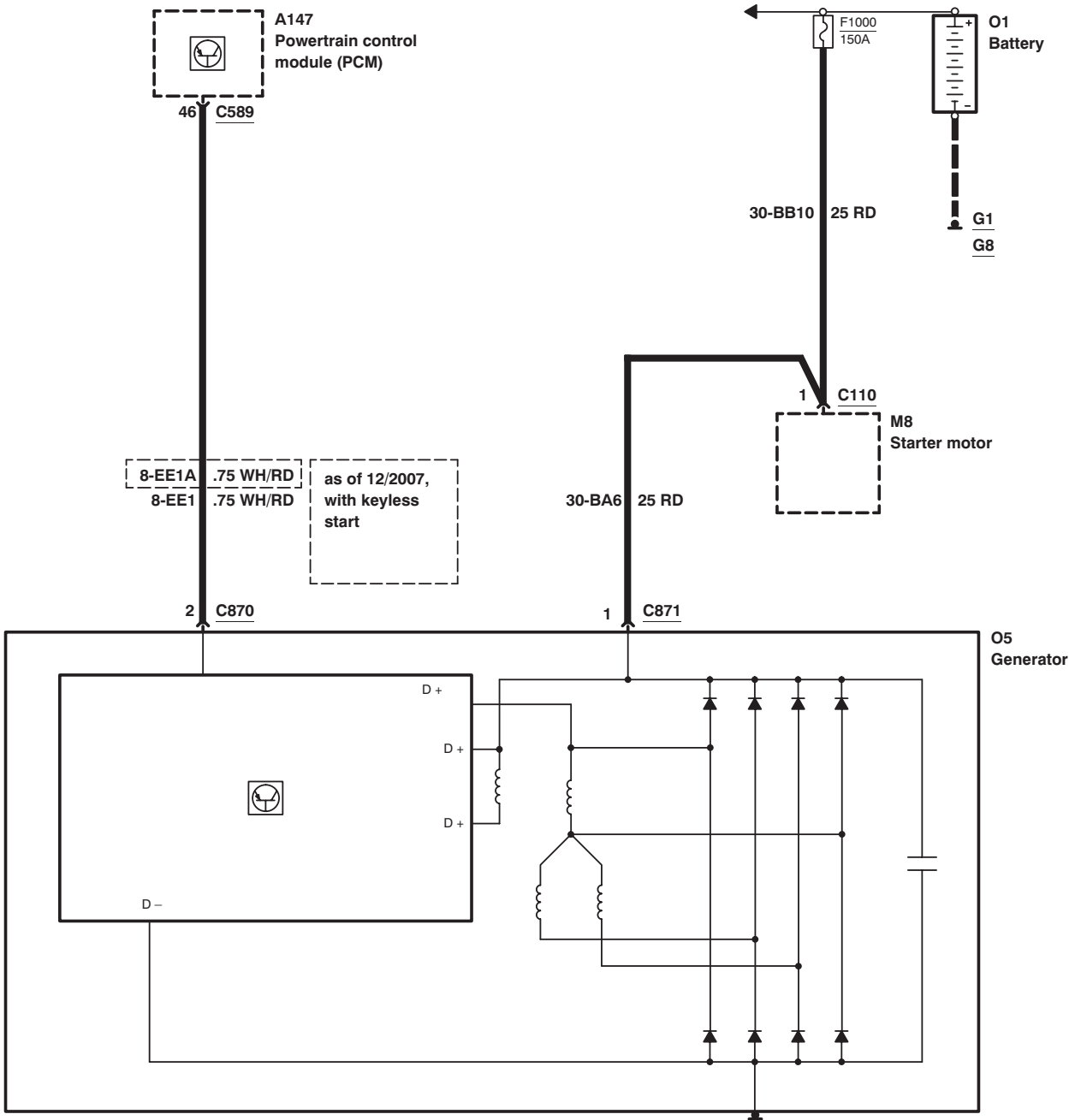
Generator and Regulator – 2.0L Duratorq–TDCi (DW) Diesel



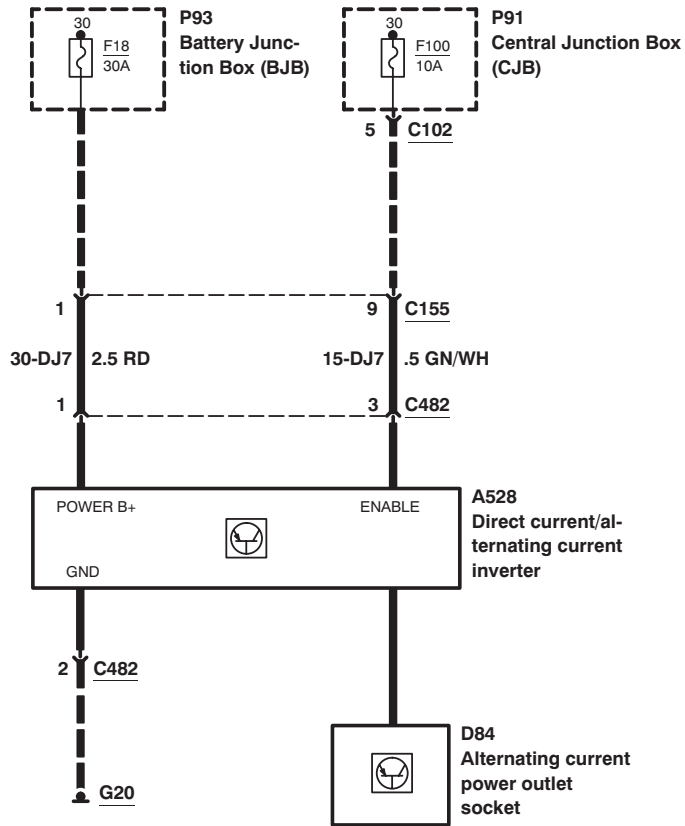
Generator and Regulator – 1.8L Duratorq–TDCi (Kent) Diesel



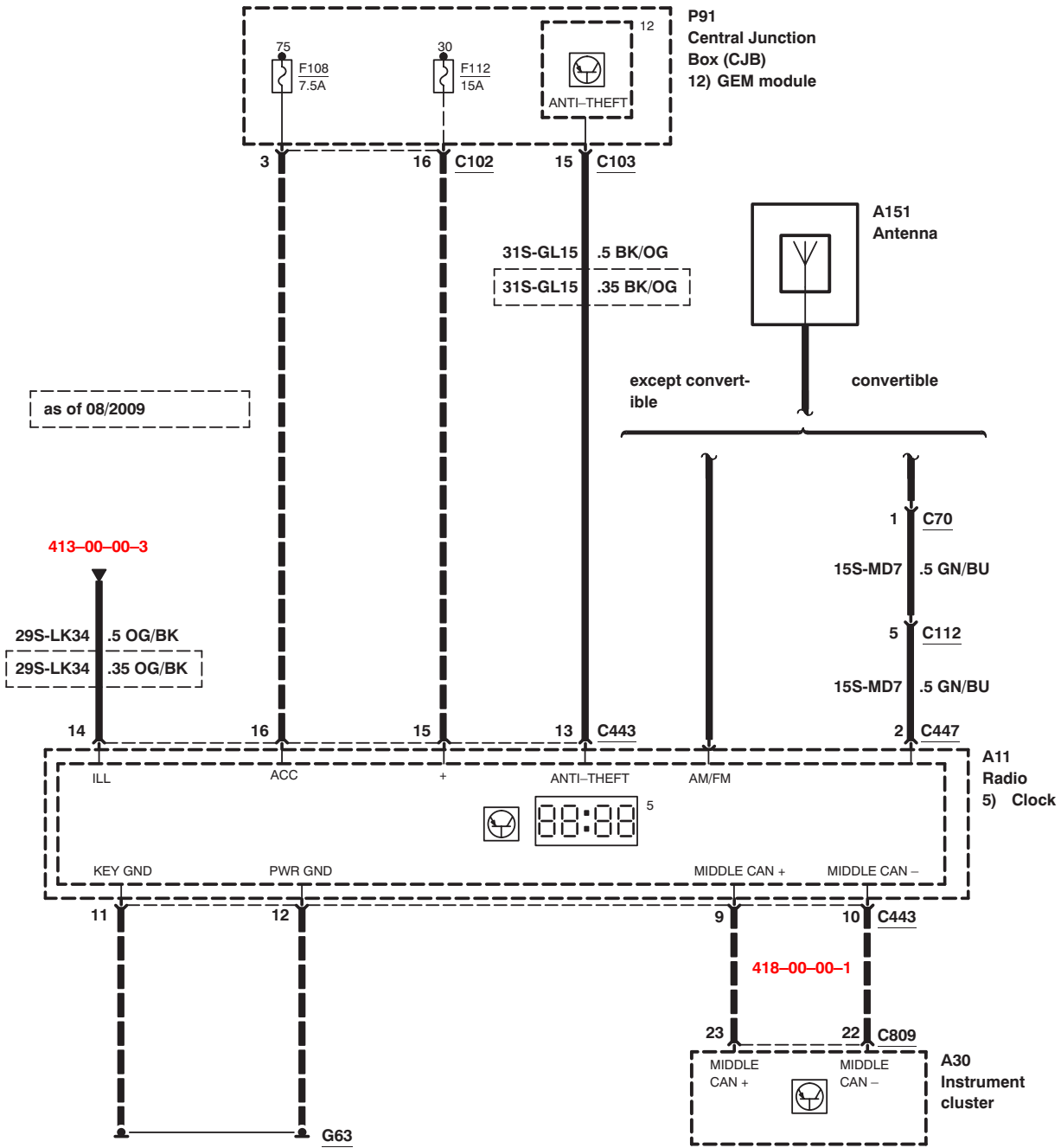
Generator and Regulator – 2.5L Duratec (VI5)



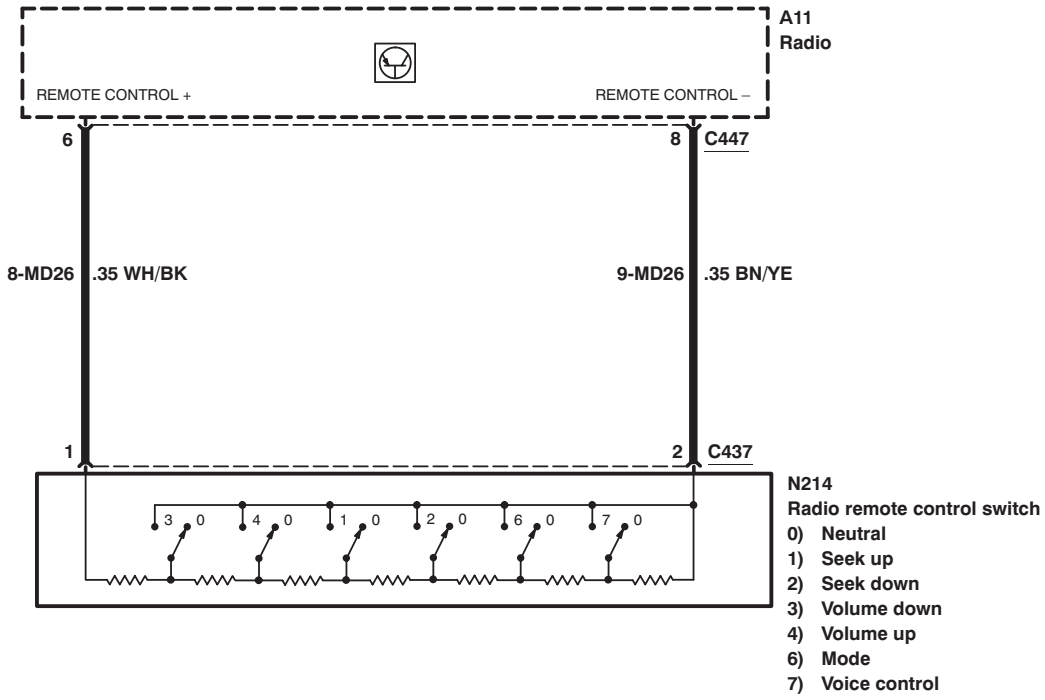
Voltage Converter/Inverter



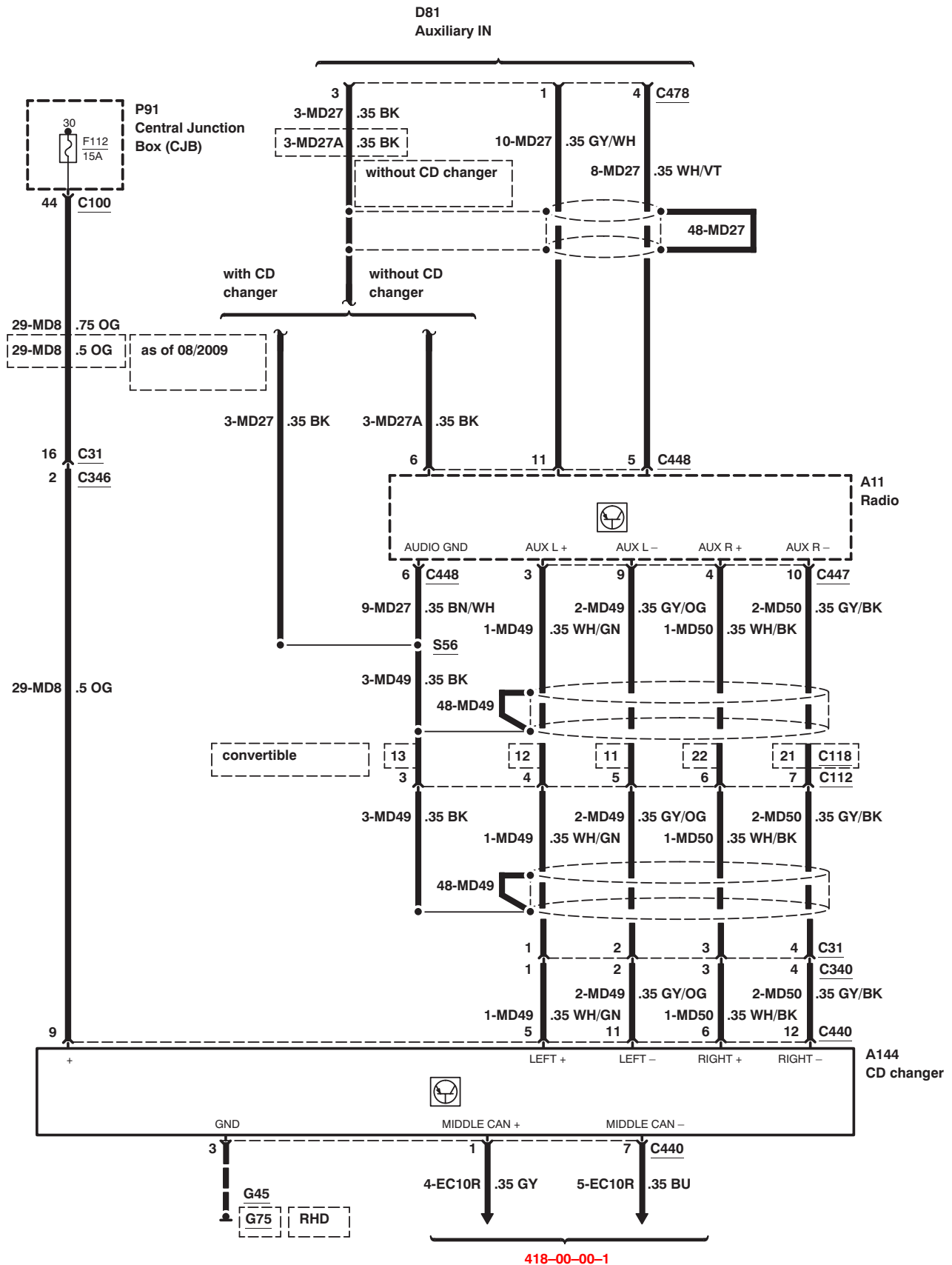
Audio Unit – except Travel Pilot EX, except DVD navigation system with touch screen



Audio Unit – except Travel Pilot EX, except DVD navigation system with touch screen

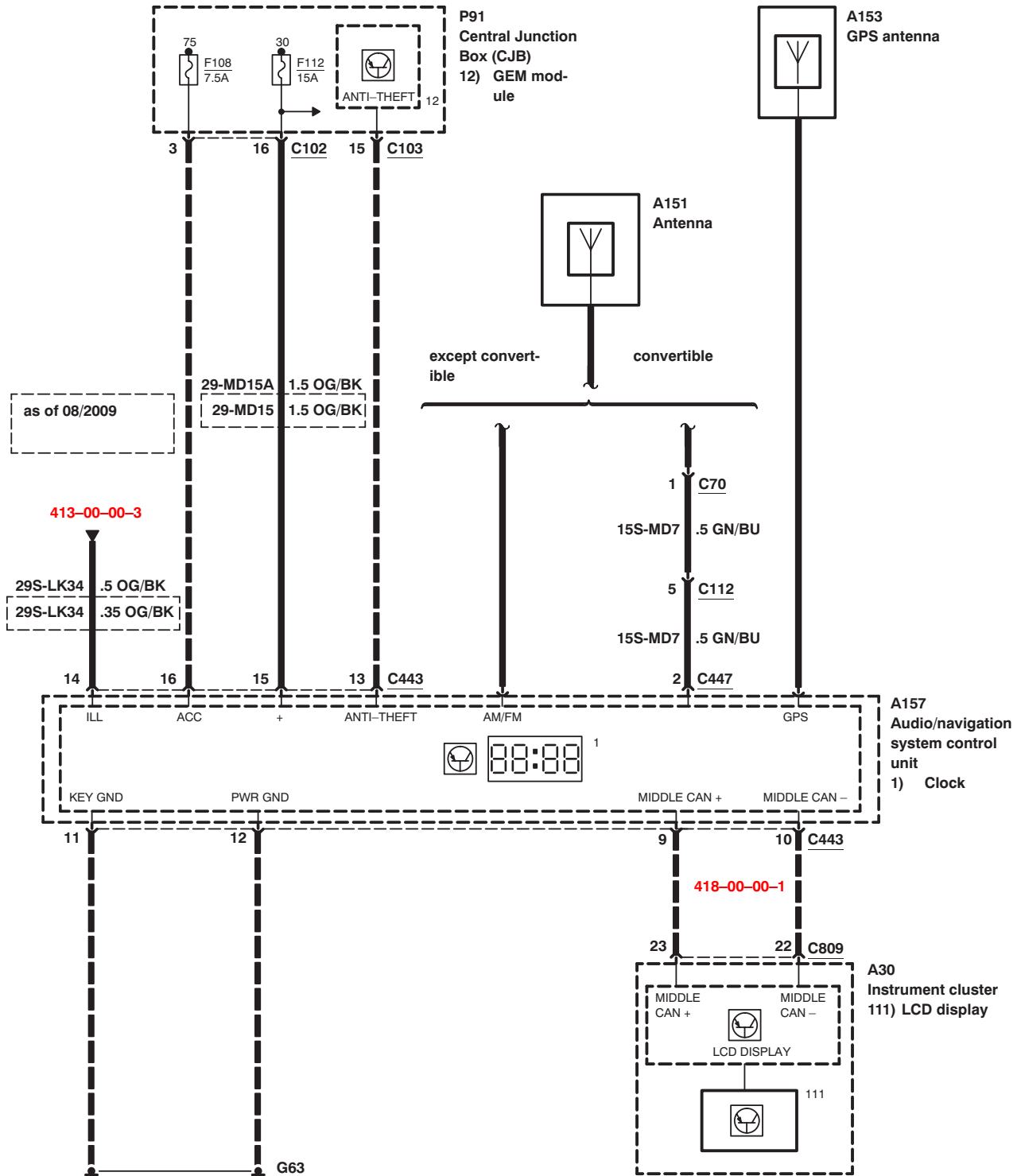


Audio Unit – except Travel Pilot EX, except DVD navigation system with touch screen



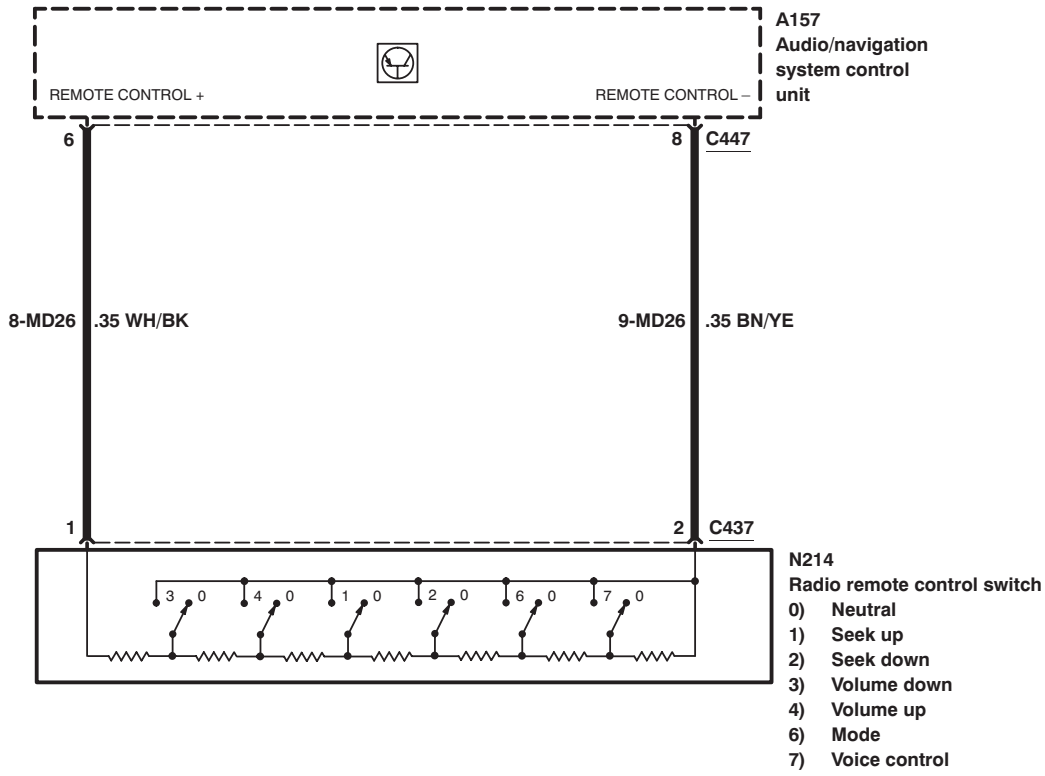
418-00-00-1

Audio Unit – with Travel Pilot EX

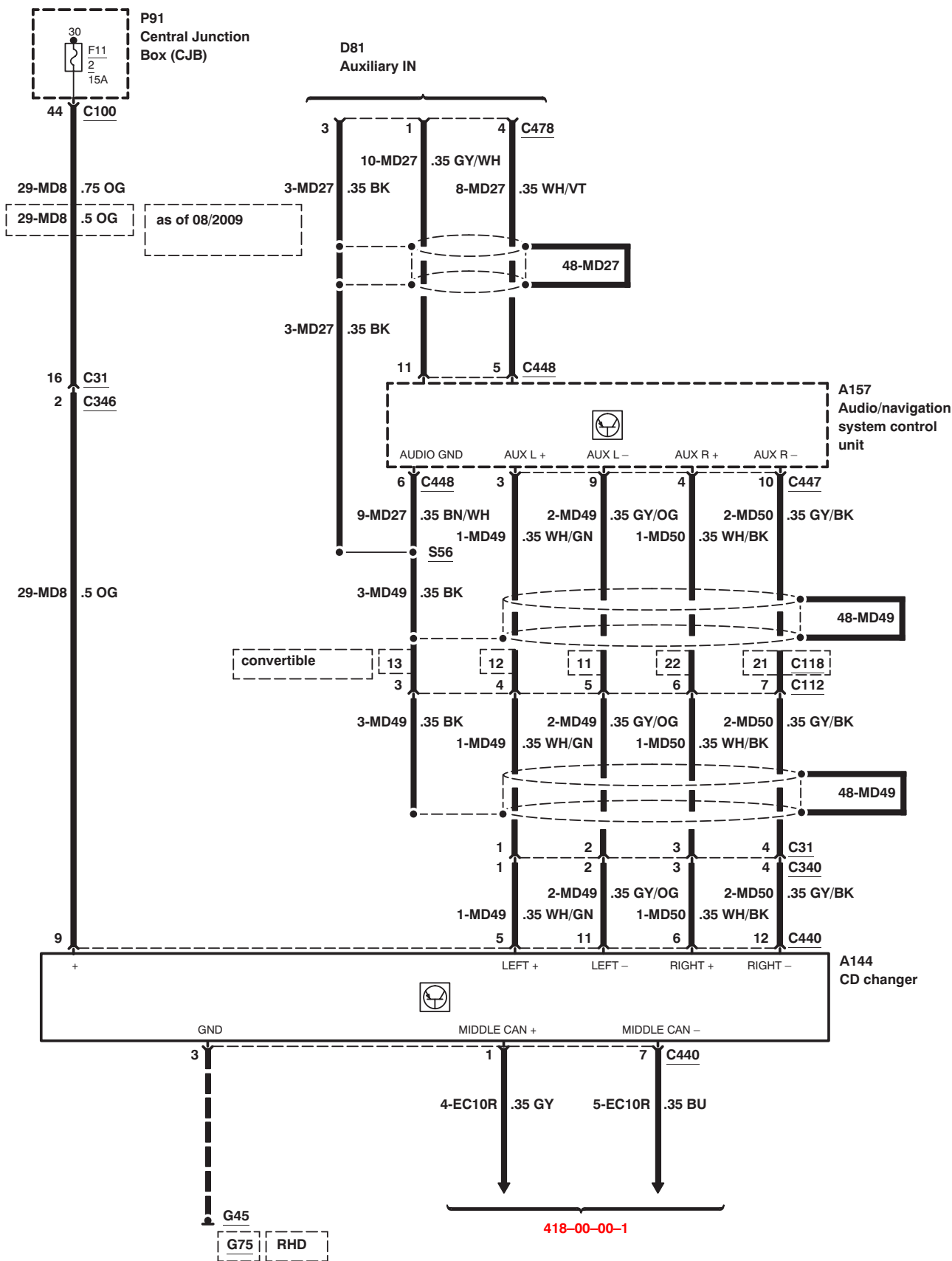


06/2007
415-01-00-5
2007.5
Focus

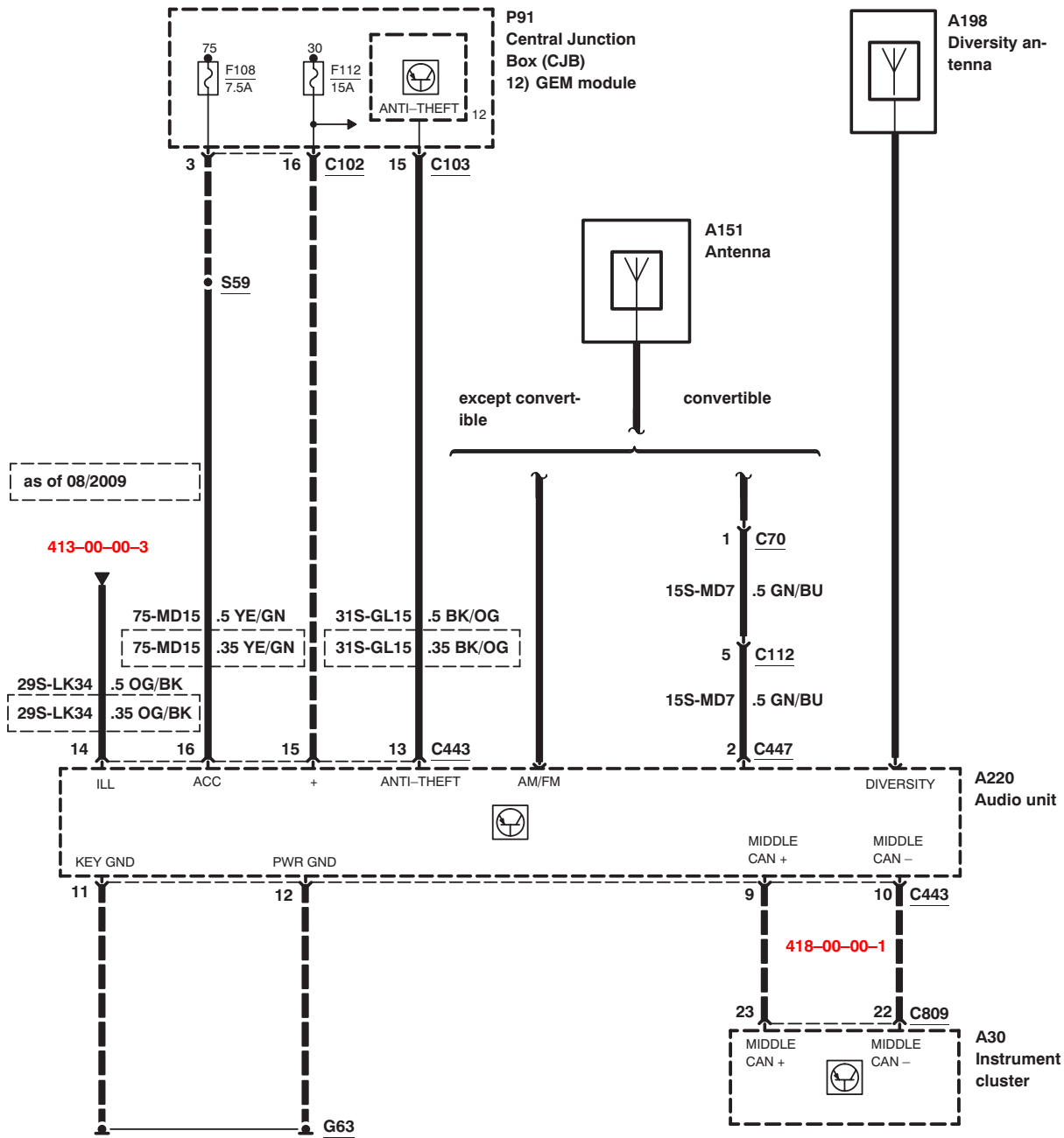
Audio Unit – with Travel Pilot EX



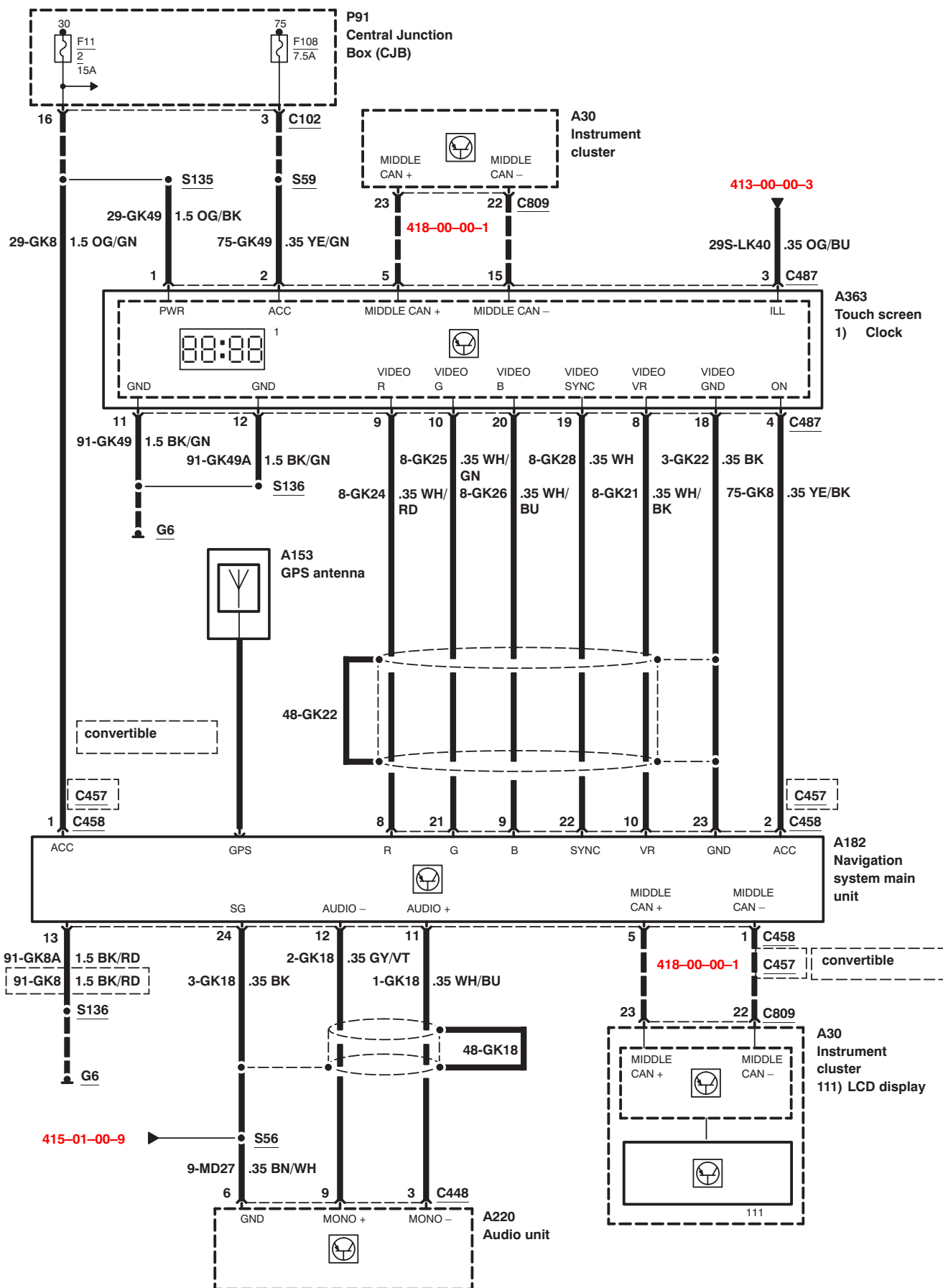
Audio Unit – with Travel Pilot EX



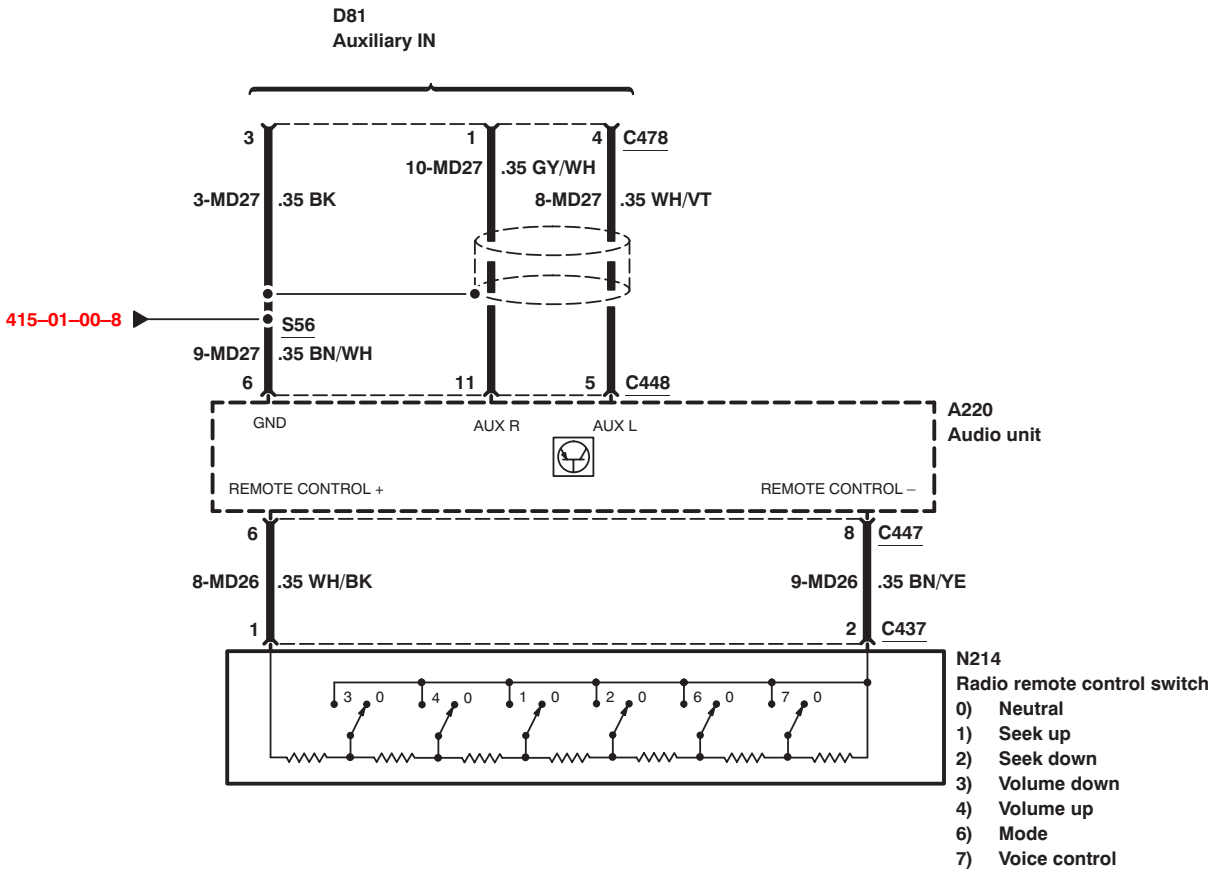
Audio Unit – with DVD navigation system with touch screen



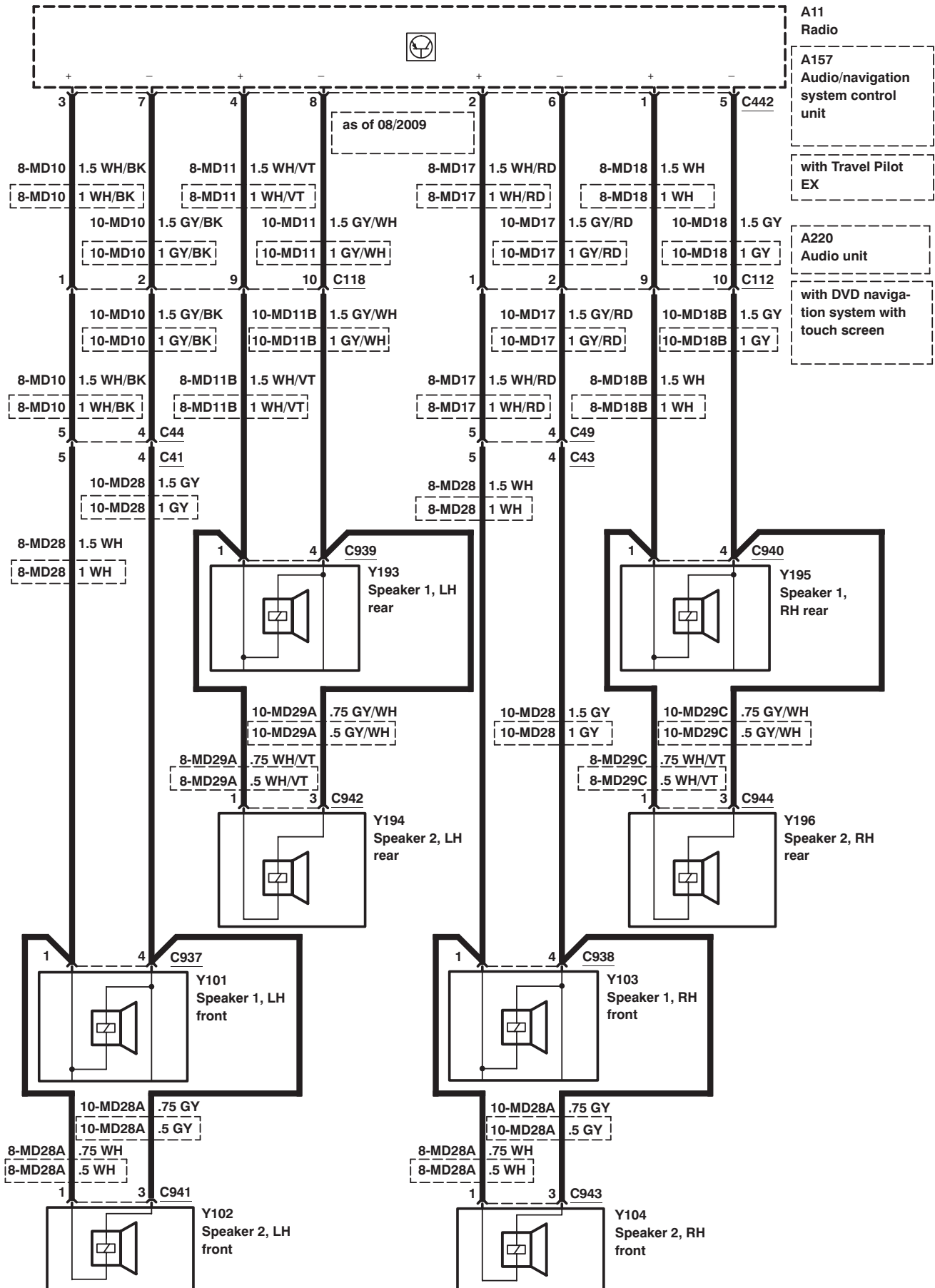
Audio Unit – with DVD navigation system with touch screen



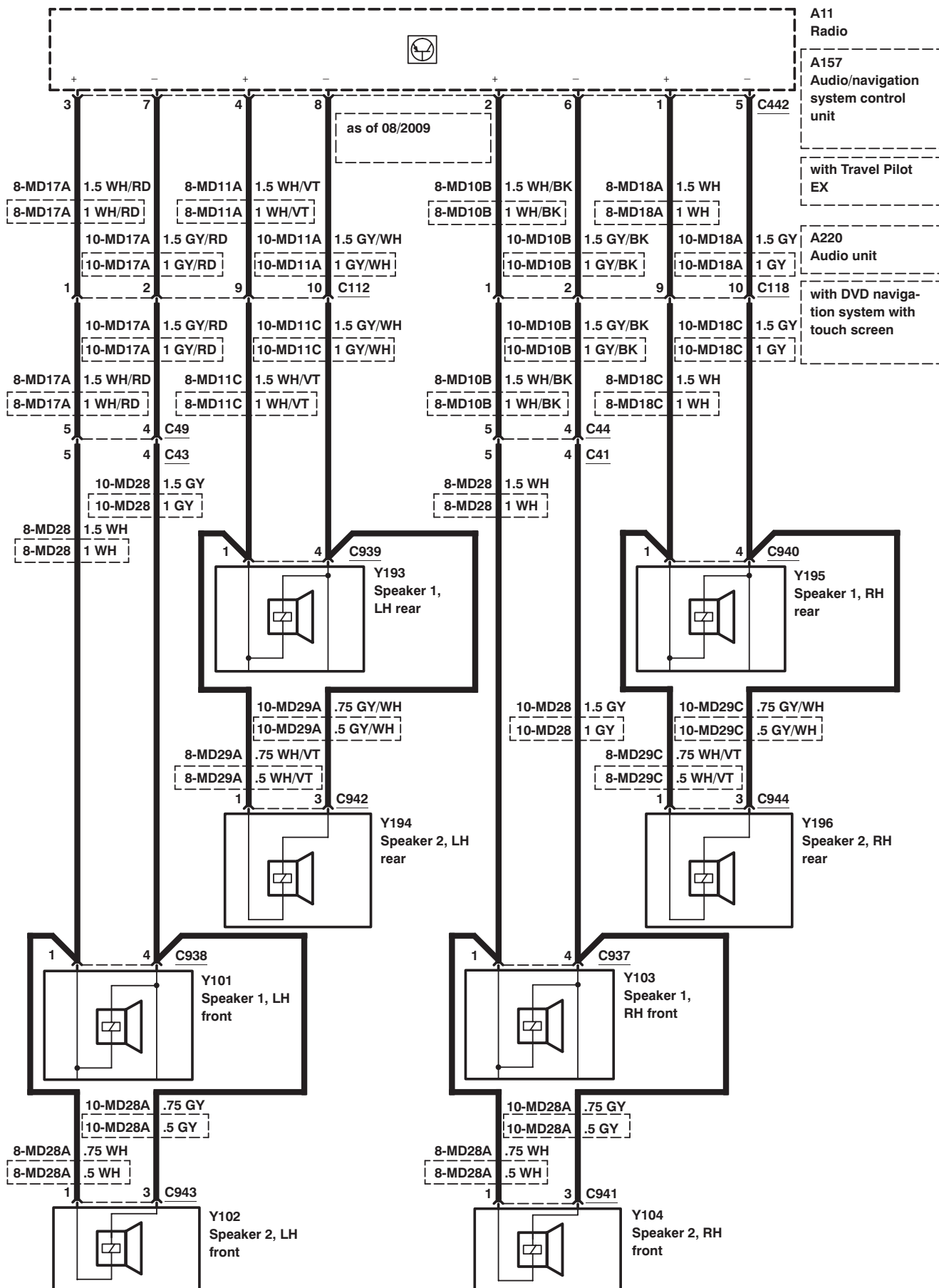
Audio Unit – with DVD navigation system with touch screen



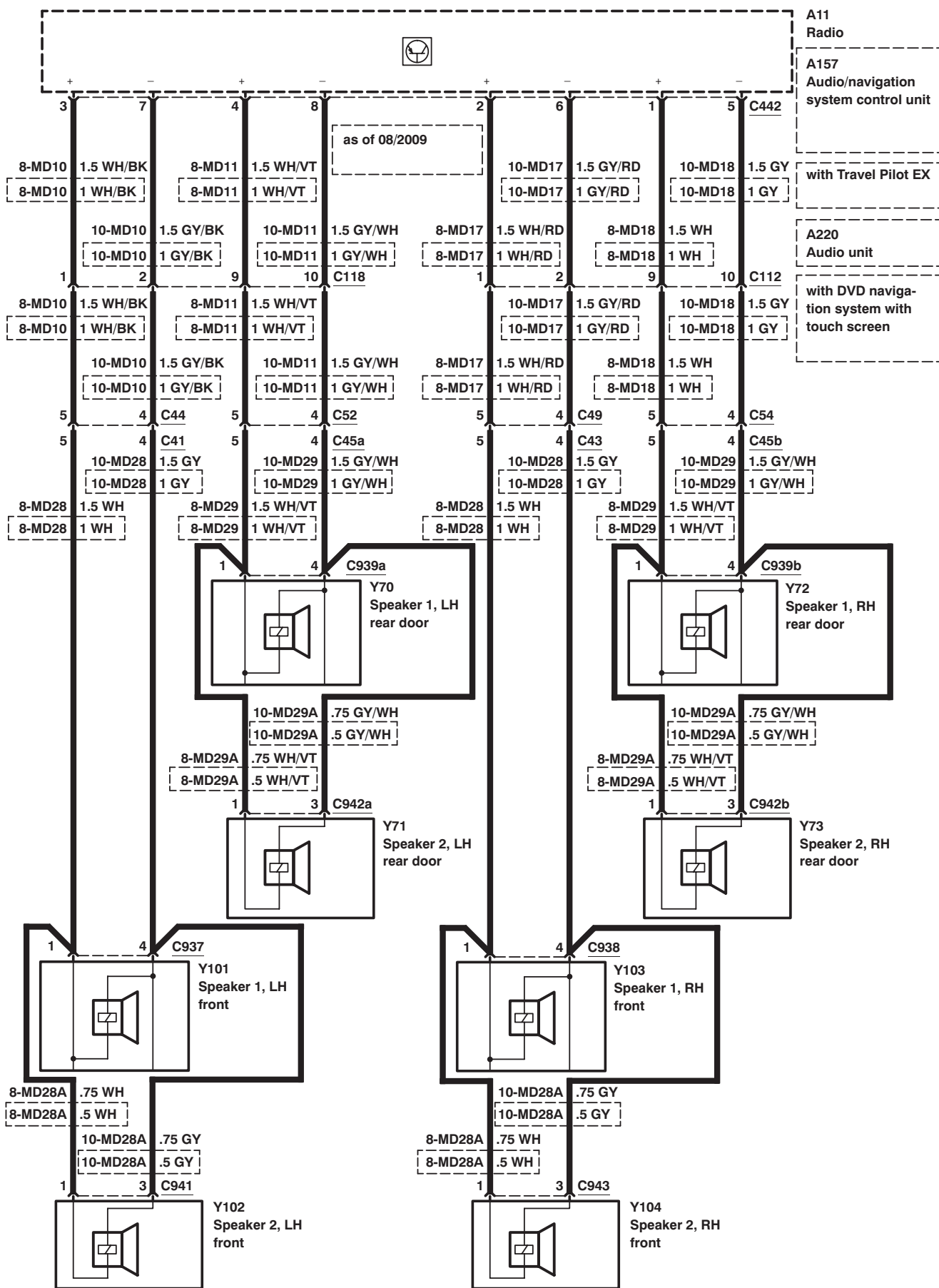
Speakers – LHD, 3-door model



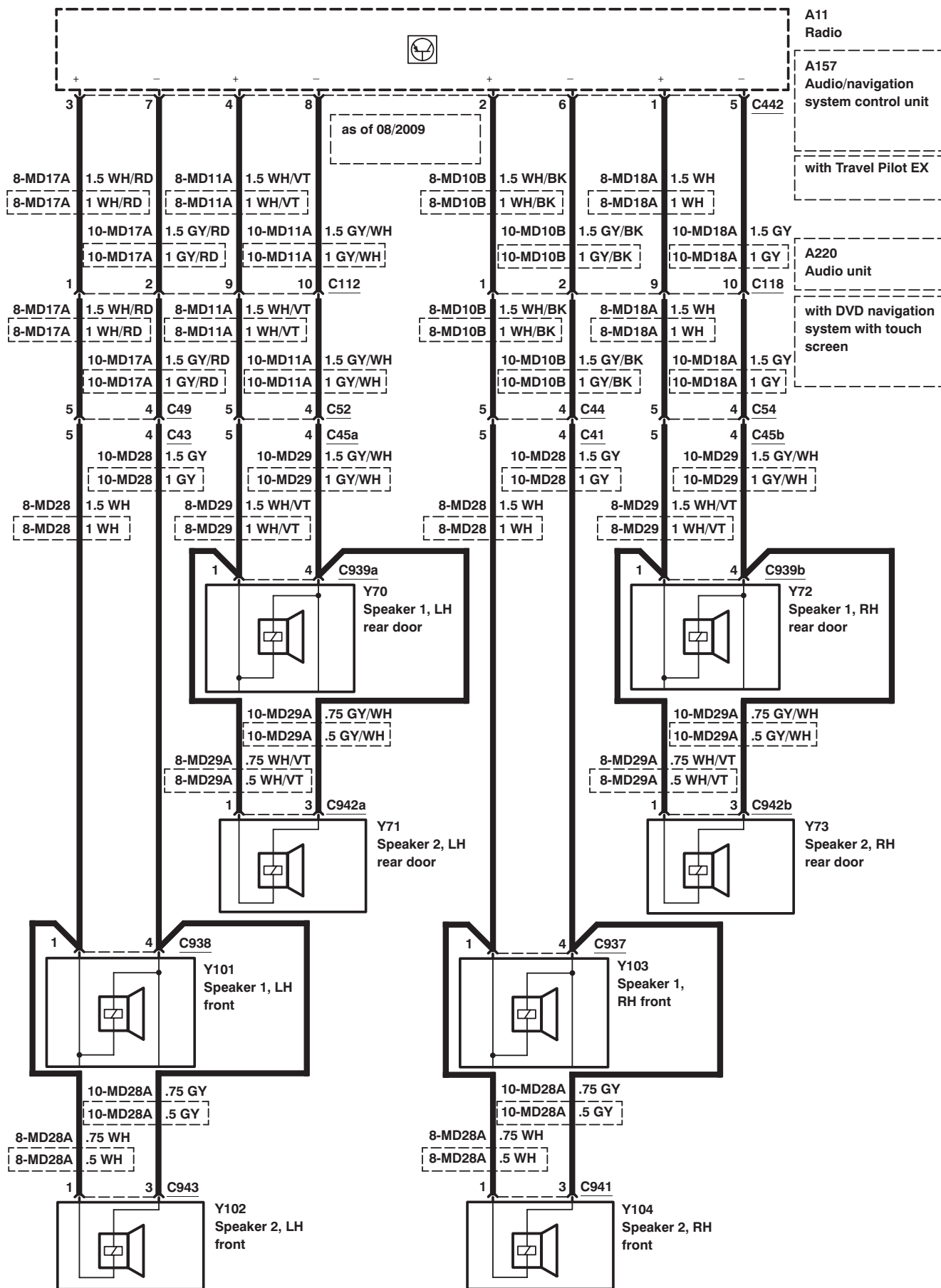
Speakers – RHD, 3-door model



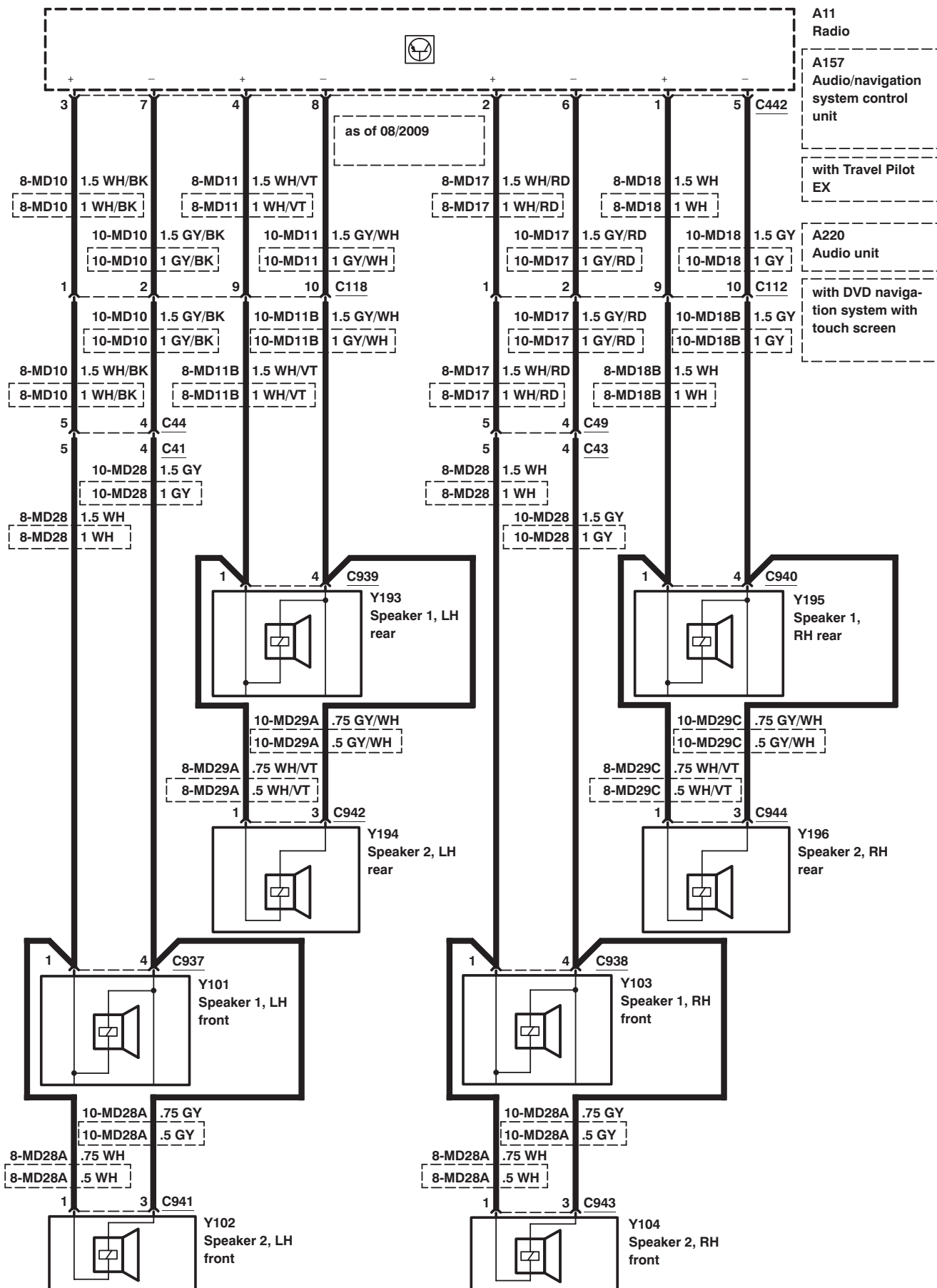
Speakers – LHD, 4-door model/5-door model, wagon



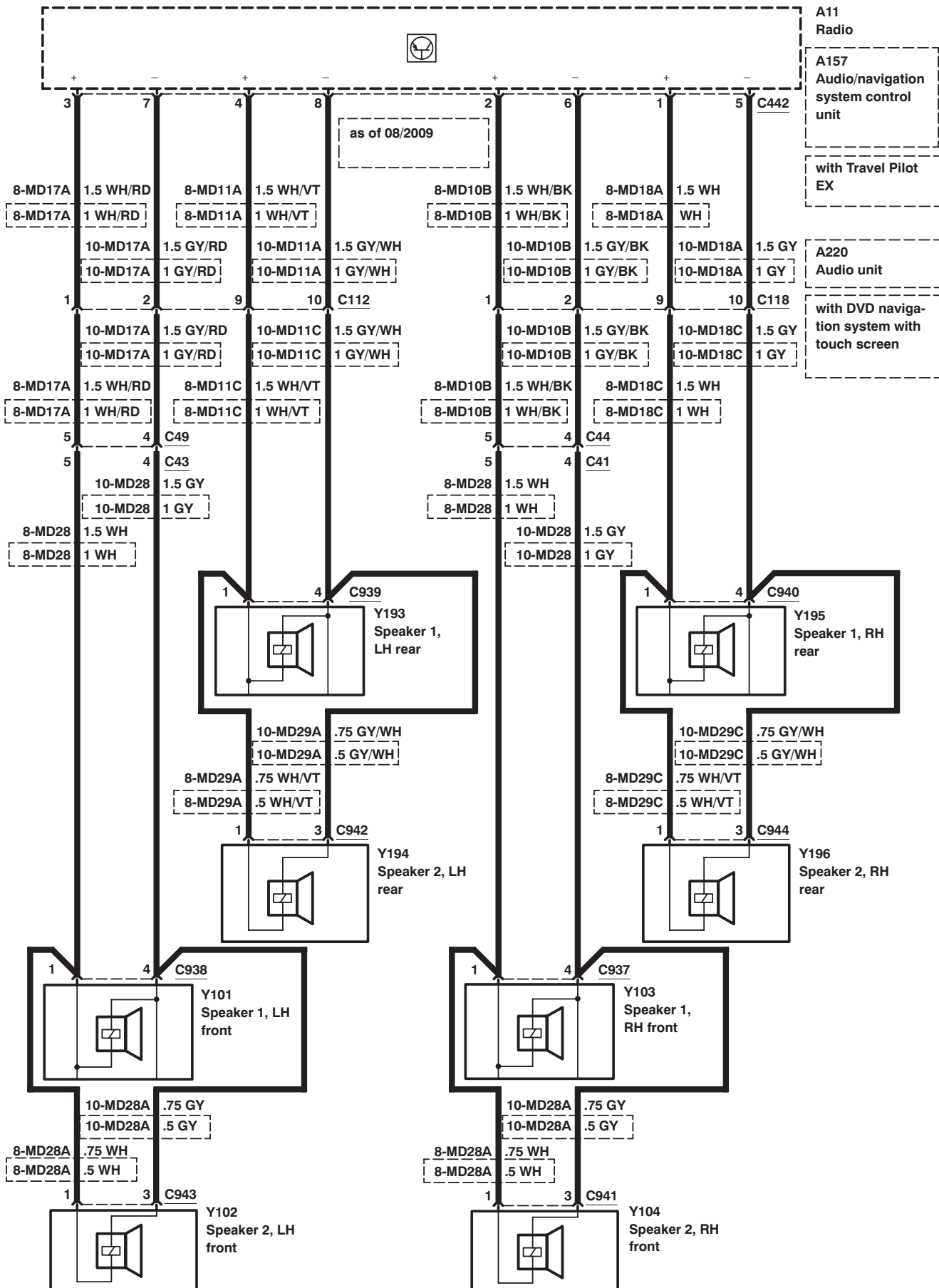
Speakers – RHD, 4-door model/5-door model, wagon



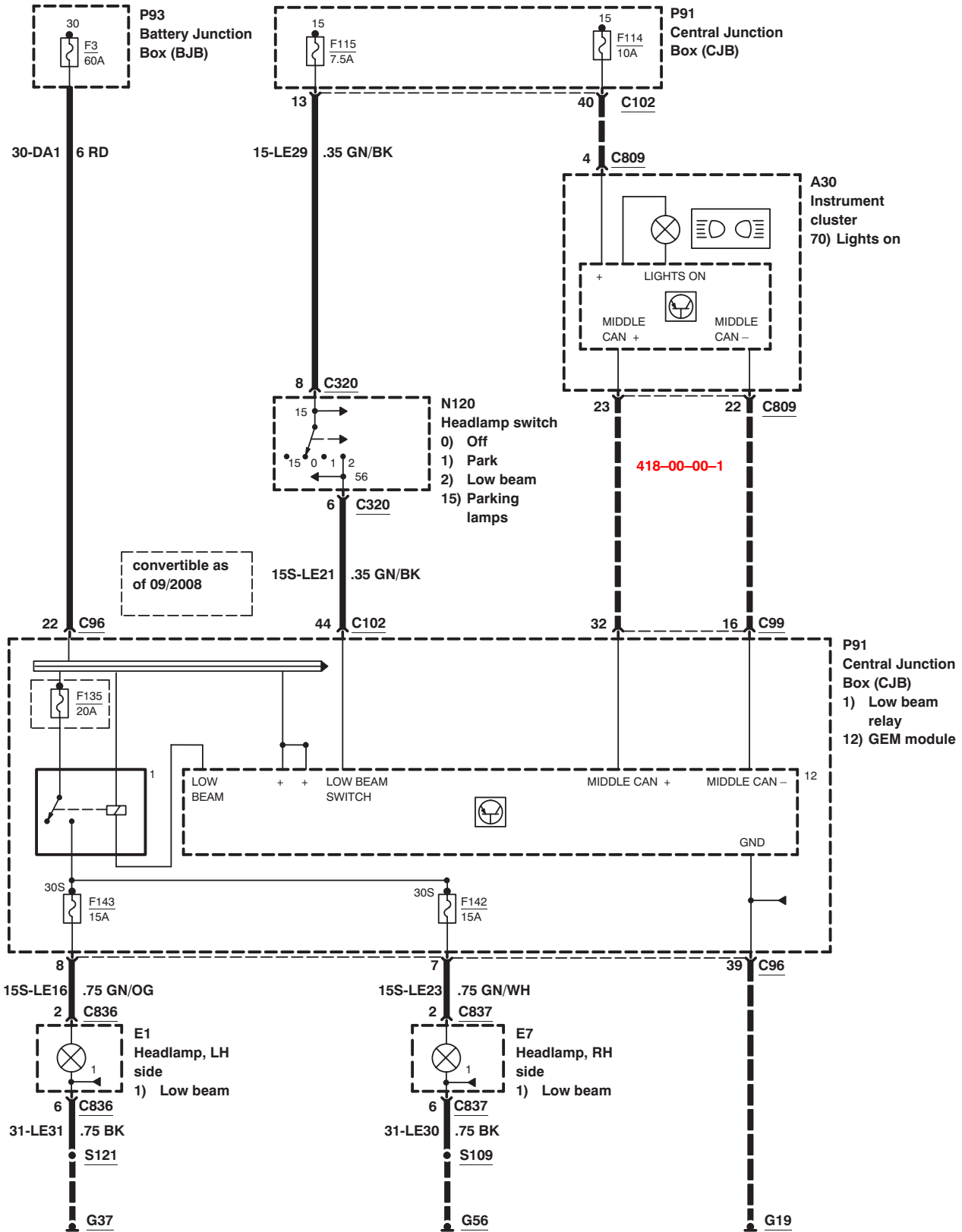
Speakers – LHD, convertible



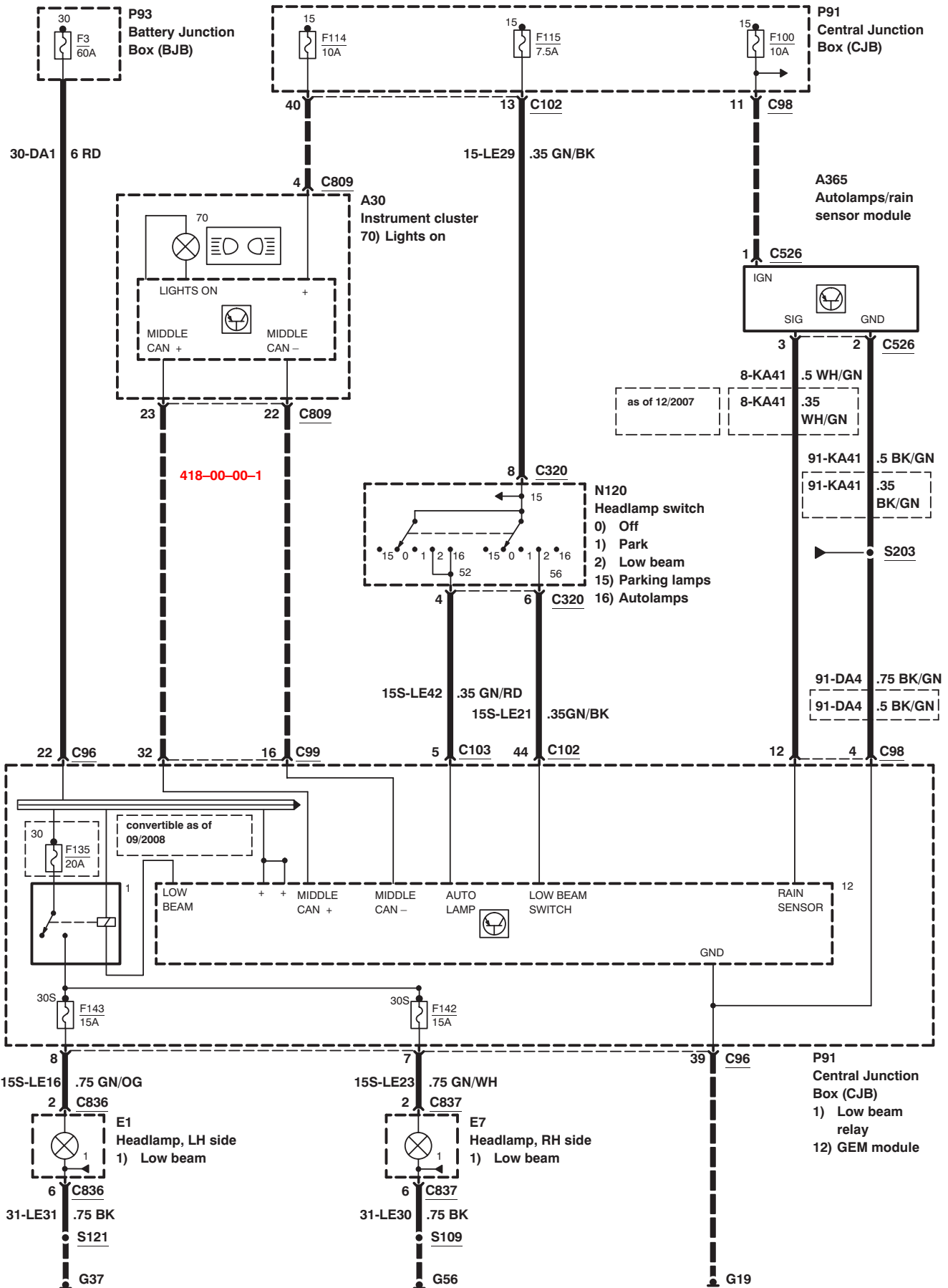
Speakers – RHD, convertible



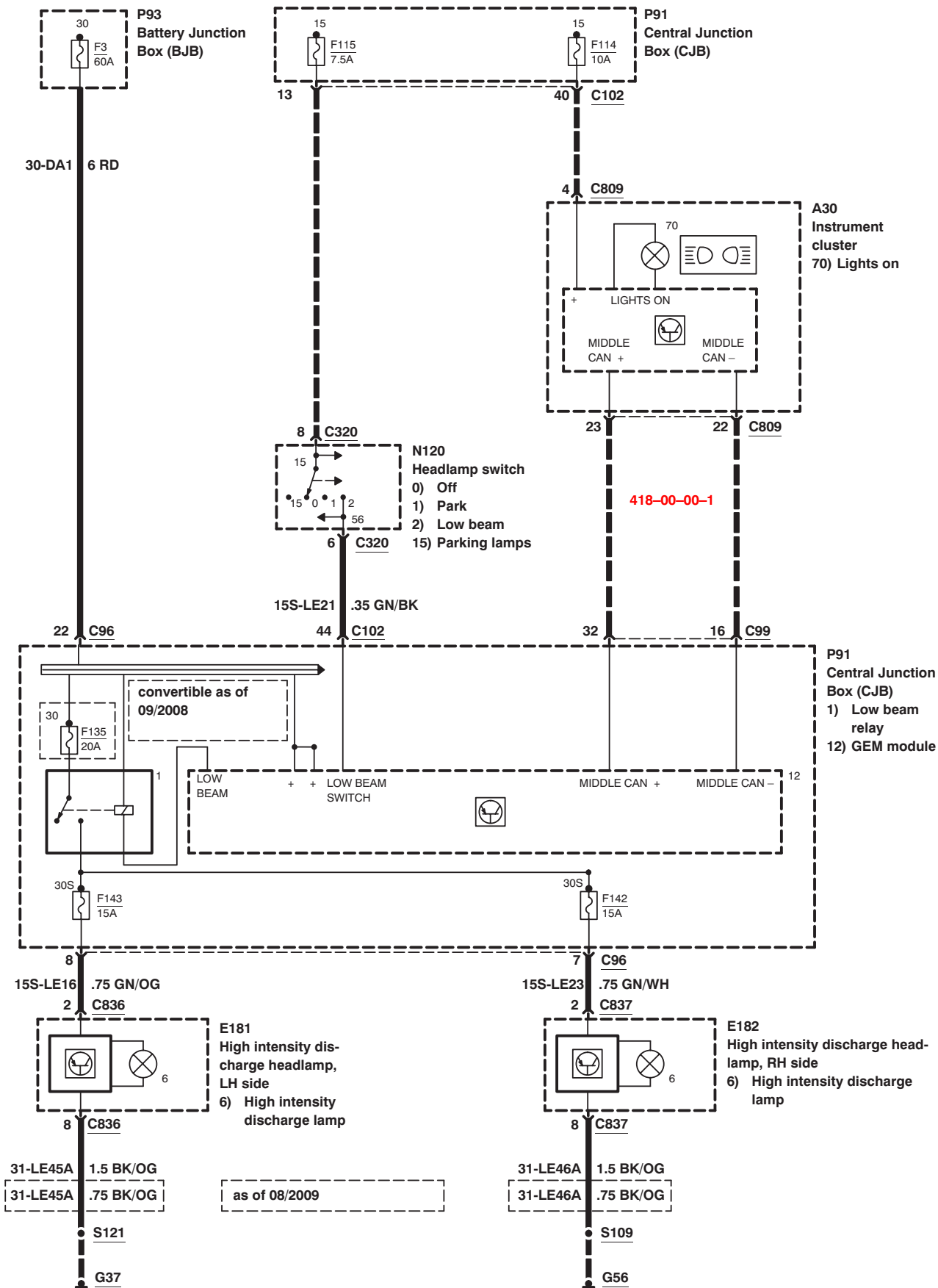
Exterior Lighting – Headlamps, Low beam, without high intensity discharge headlamps, without autolamps



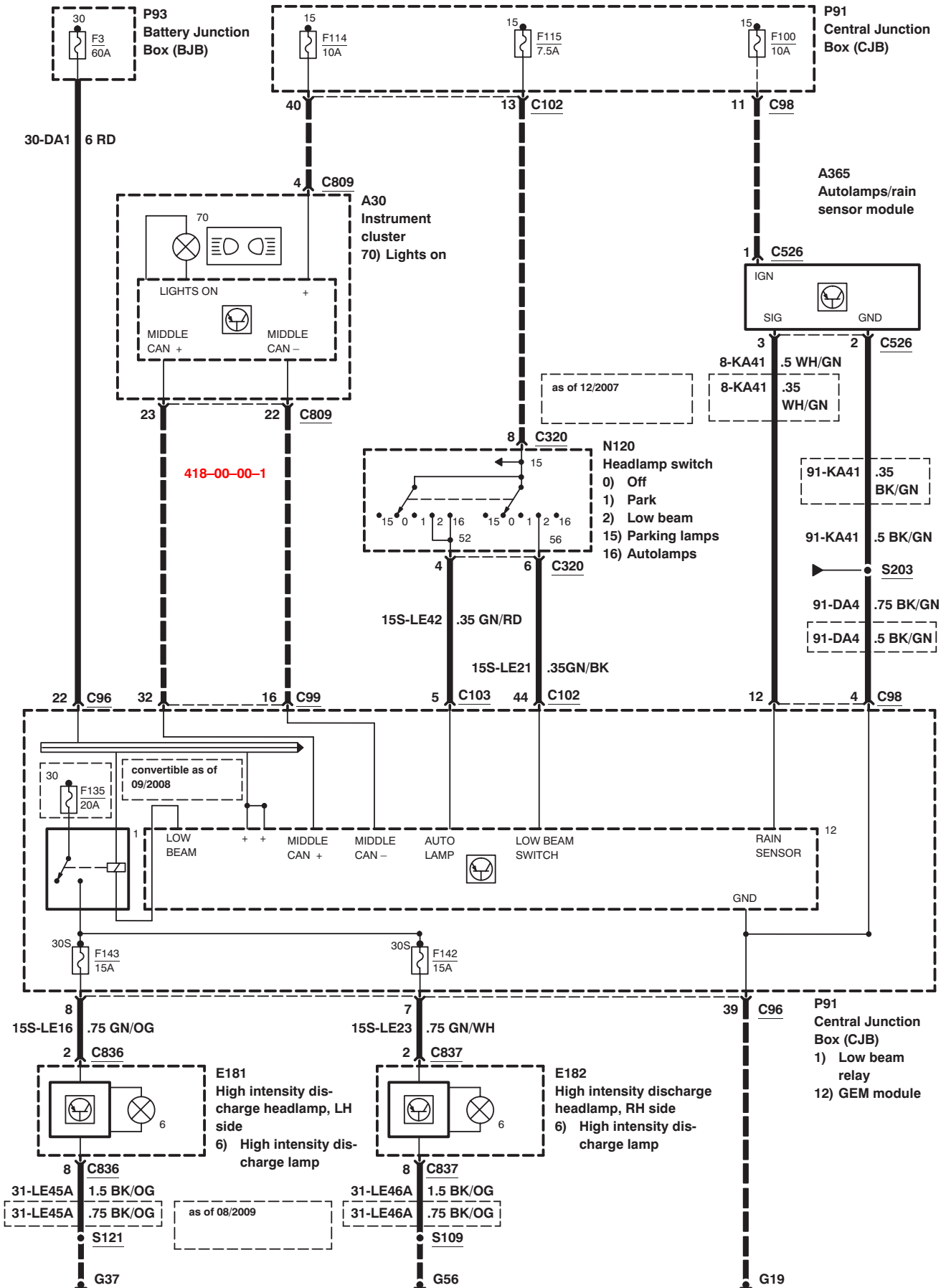
Exterior Lighting – Headlamps, Low beam, without high intensity discharge headlamps, with autolamps



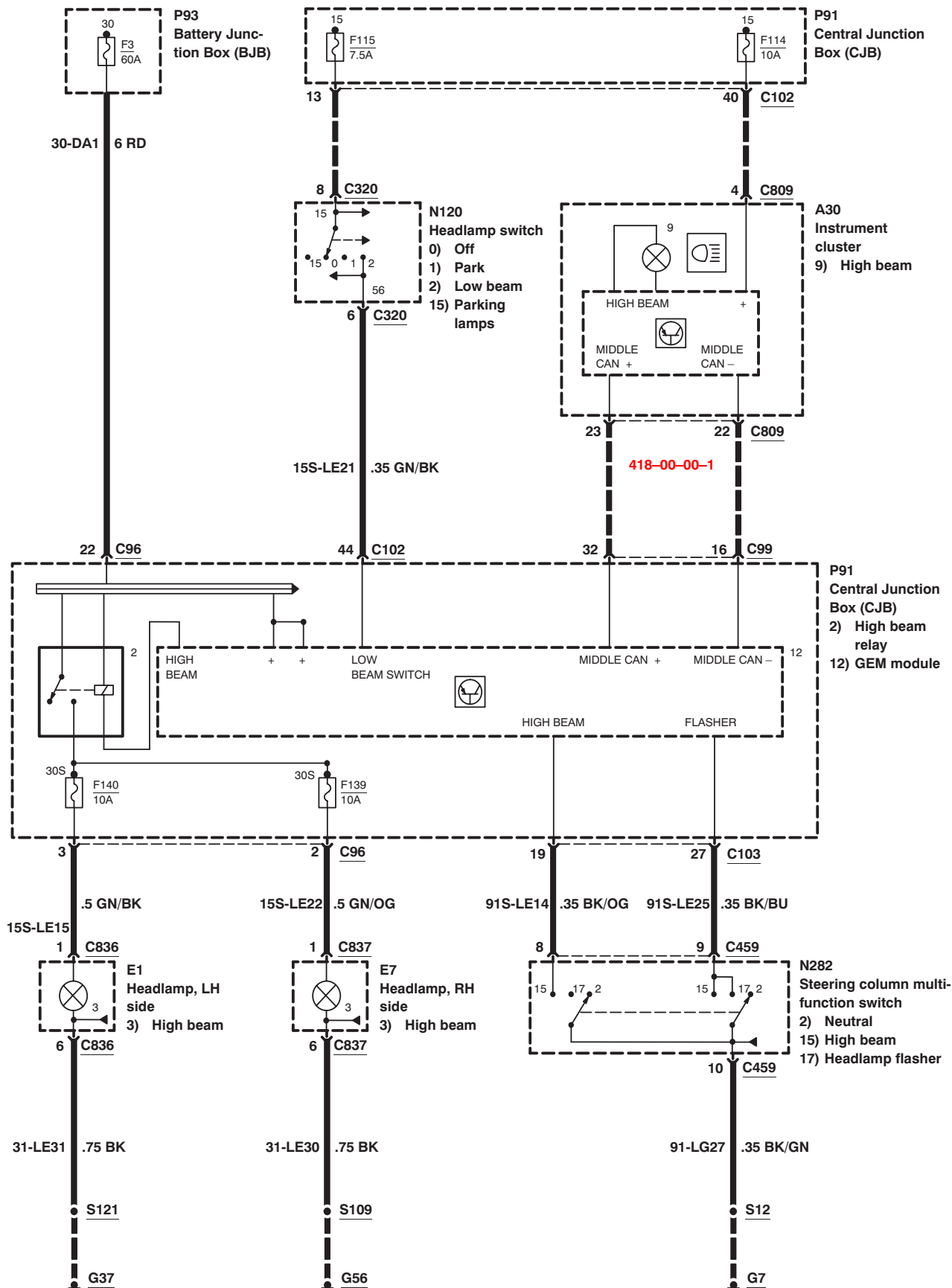
Exterior Lighting – Headlamps, Low beam, with high intensity discharge headlamps, without autolamps



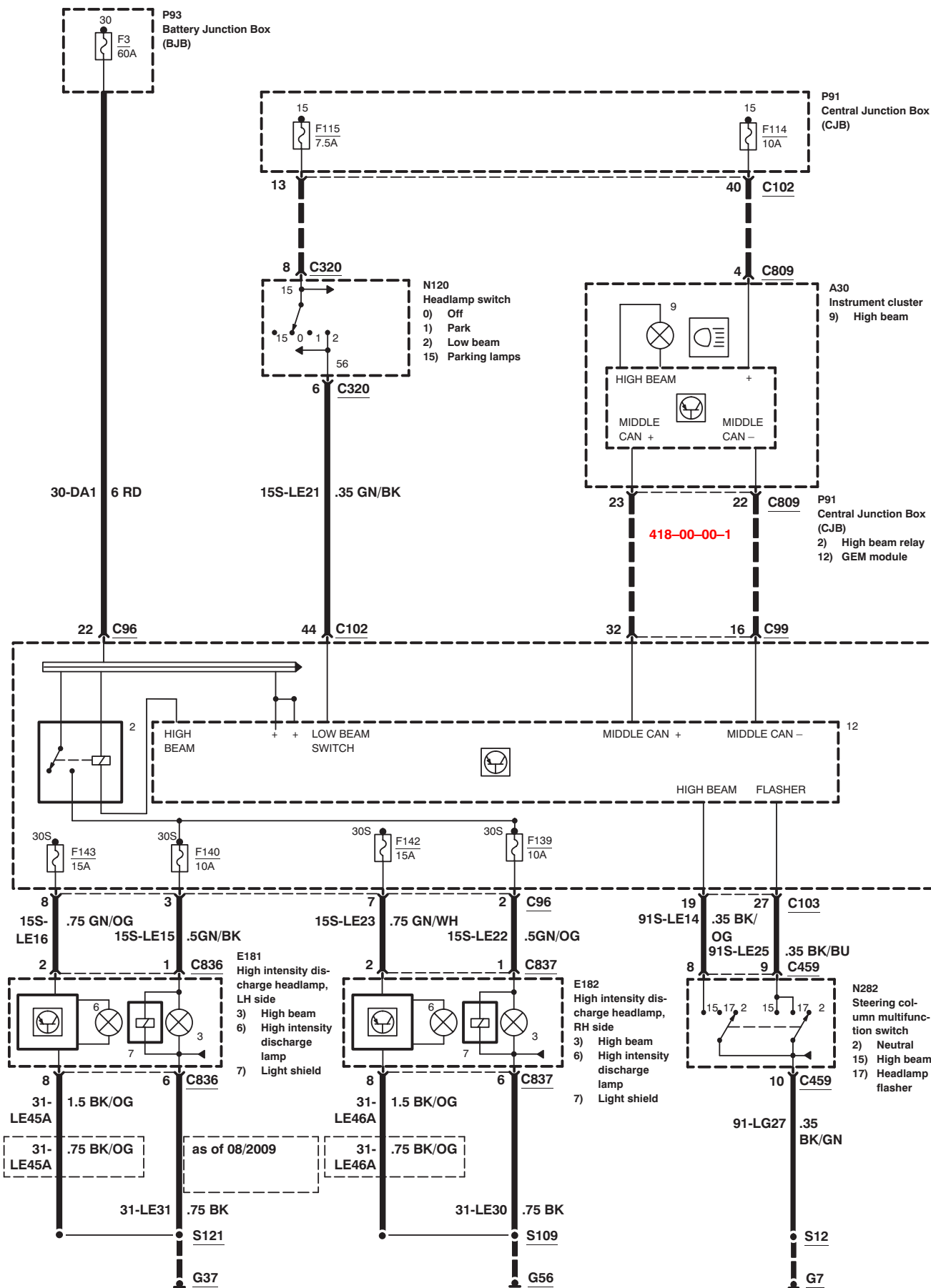
Exterior Lighting – Headlamps, Low beam, with high intensity discharge headlamps, with autolamps



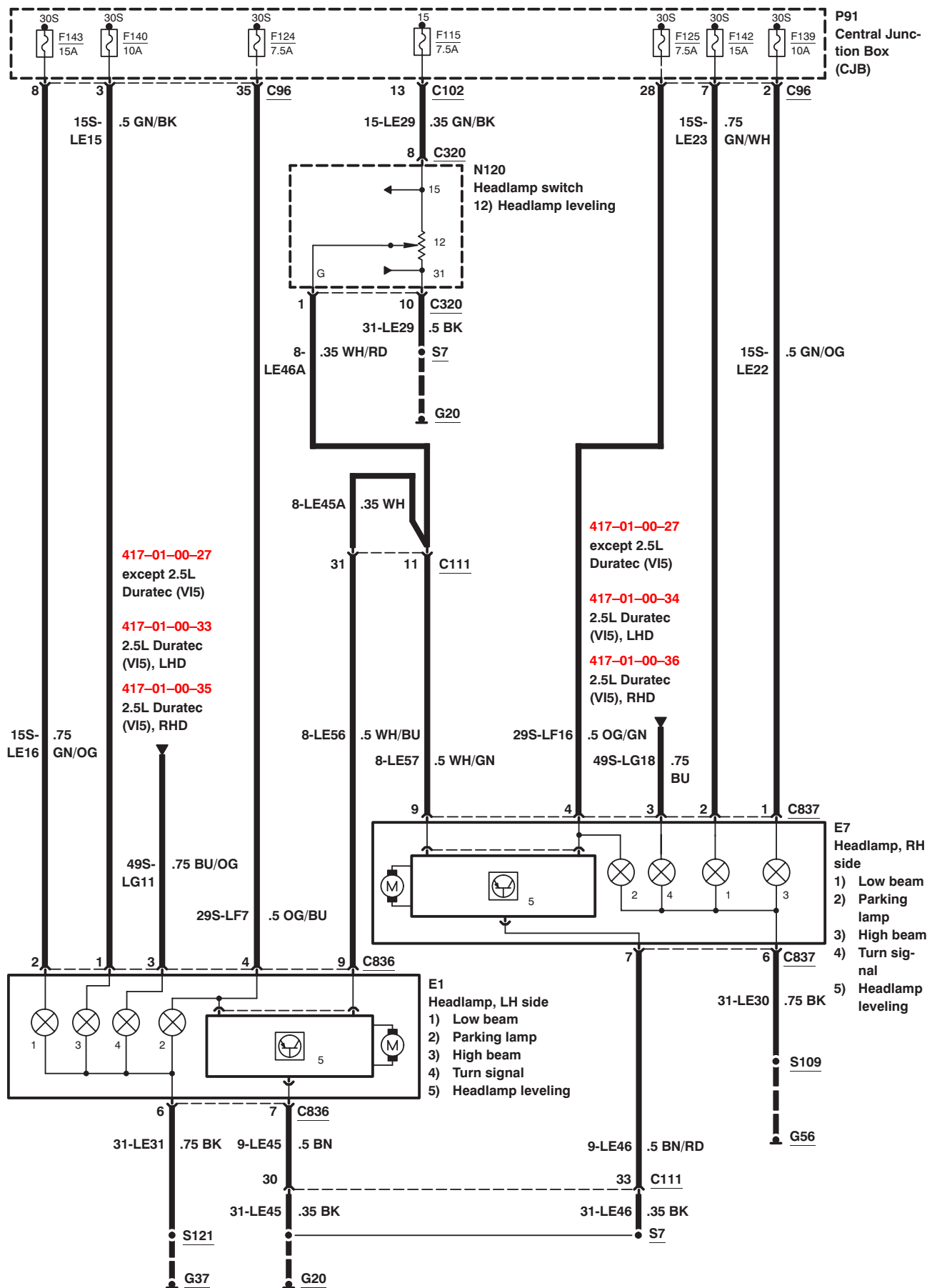
Exterior Lighting – Headlamps, High beam, without high intensity discharge headlamps



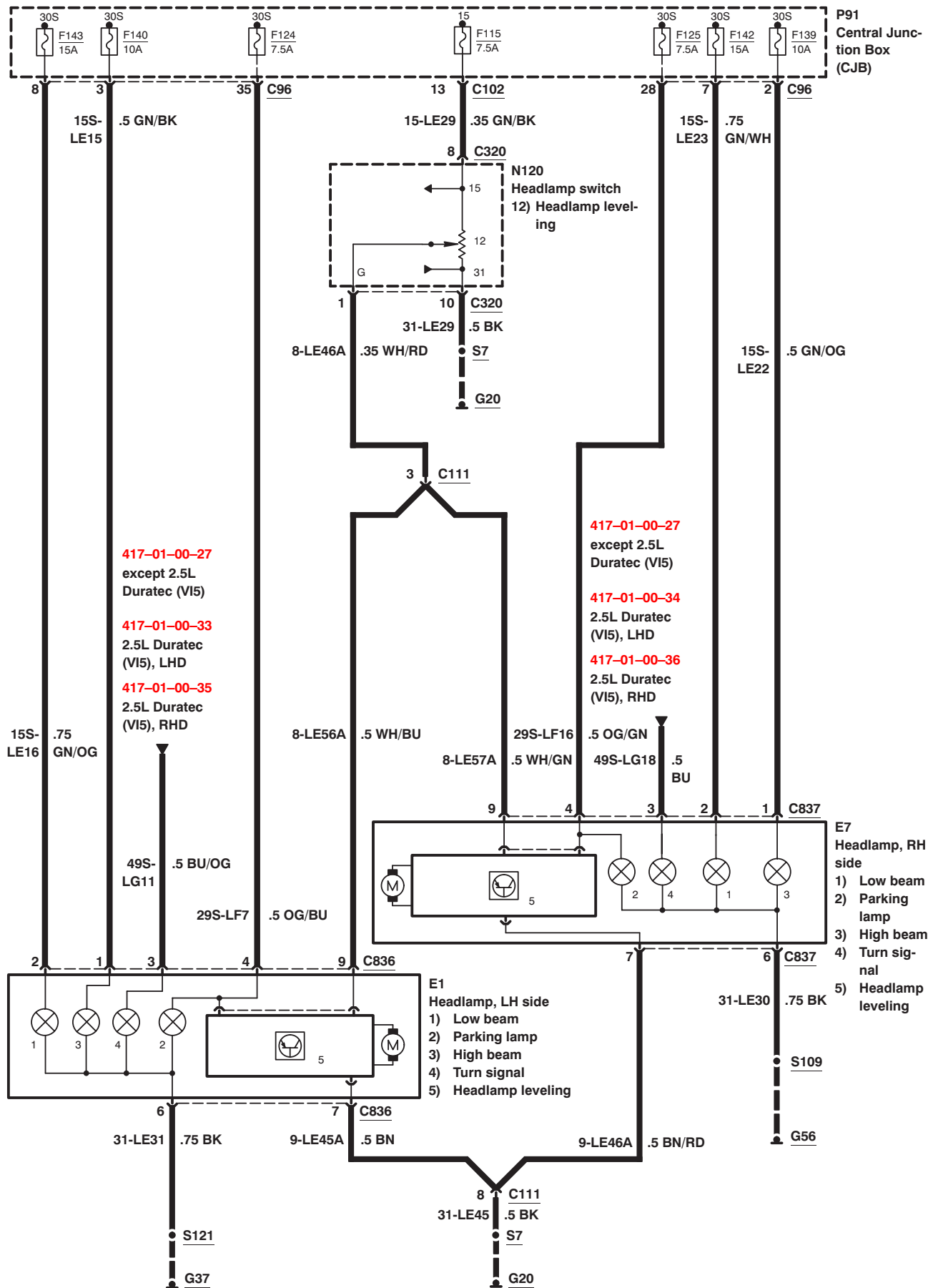
Exterior Lighting – Headlamps, High beam, with high intensity discharge headlamps



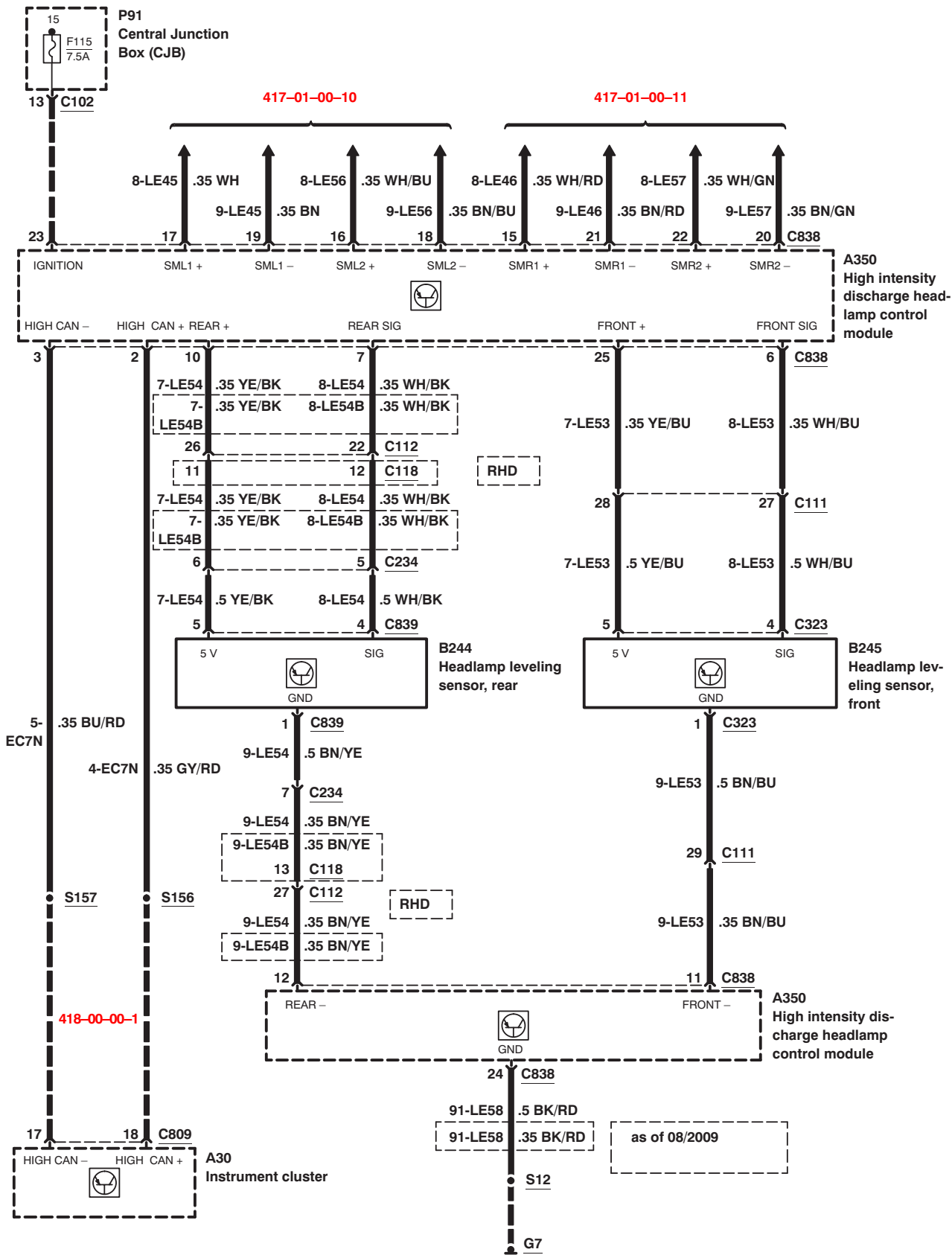
Exterior Lighting – Headlamp leveling, before 08/2009, without high intensity discharge headlamps, without adaptive front lighting



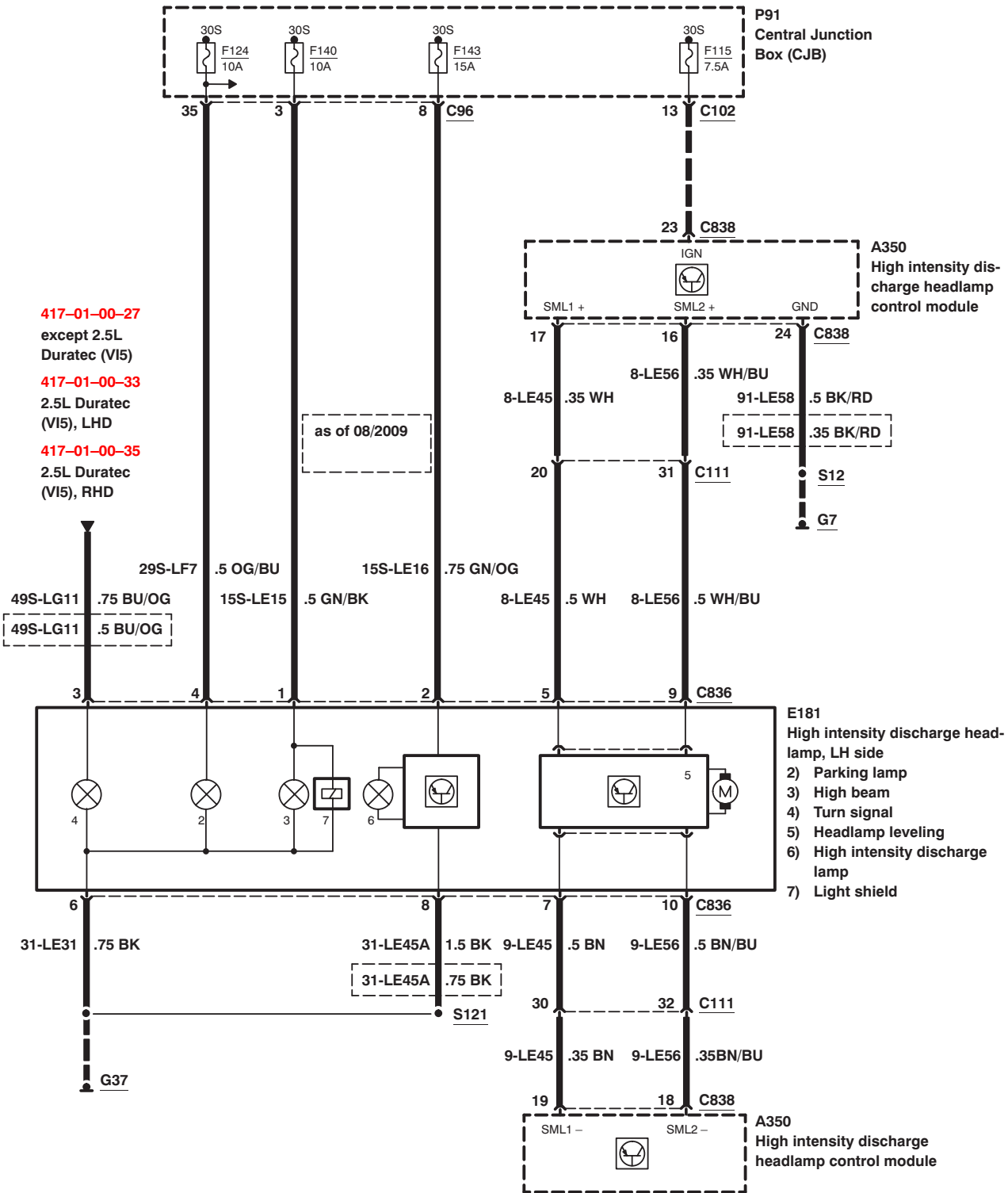
Exterior Lighting – Headlamp leveling, as of 08/2009, without high intensity discharge headlamps, without adaptive front lighting



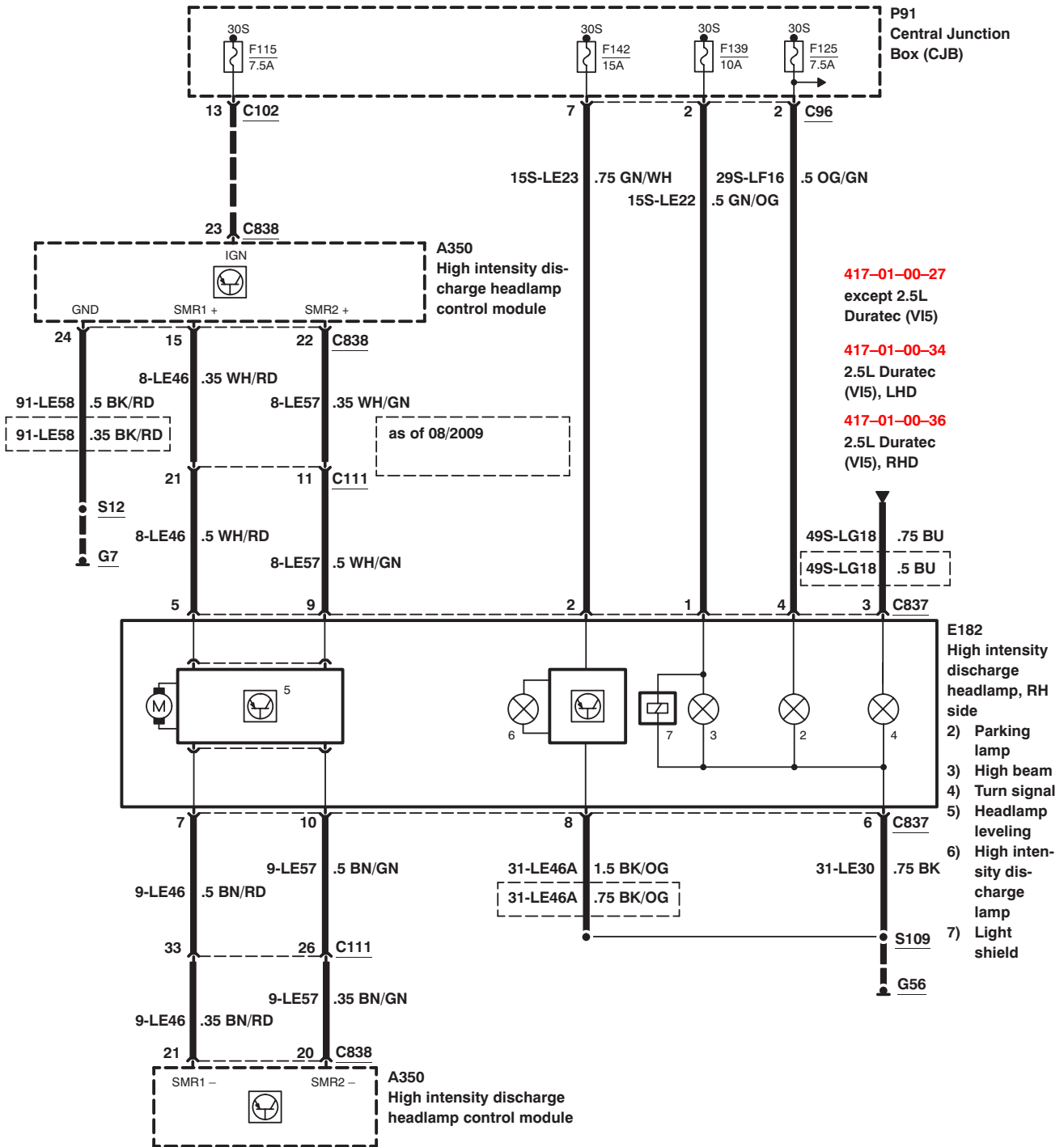
Exterior Lighting – Headlamp leveling, with high intensity discharge headlamps



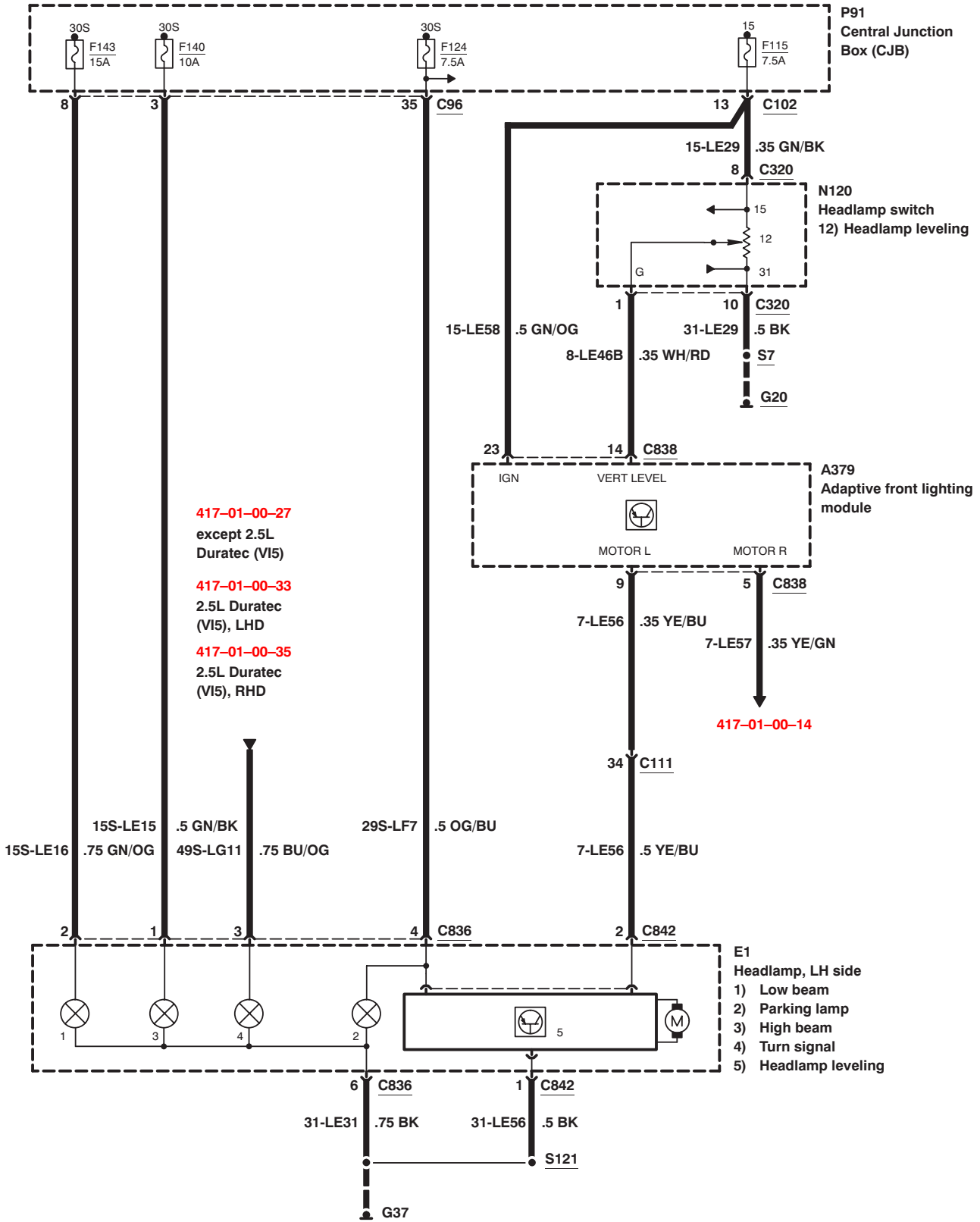
Exterior Lighting – Headlamp leveling, with high intensity discharge headlamps



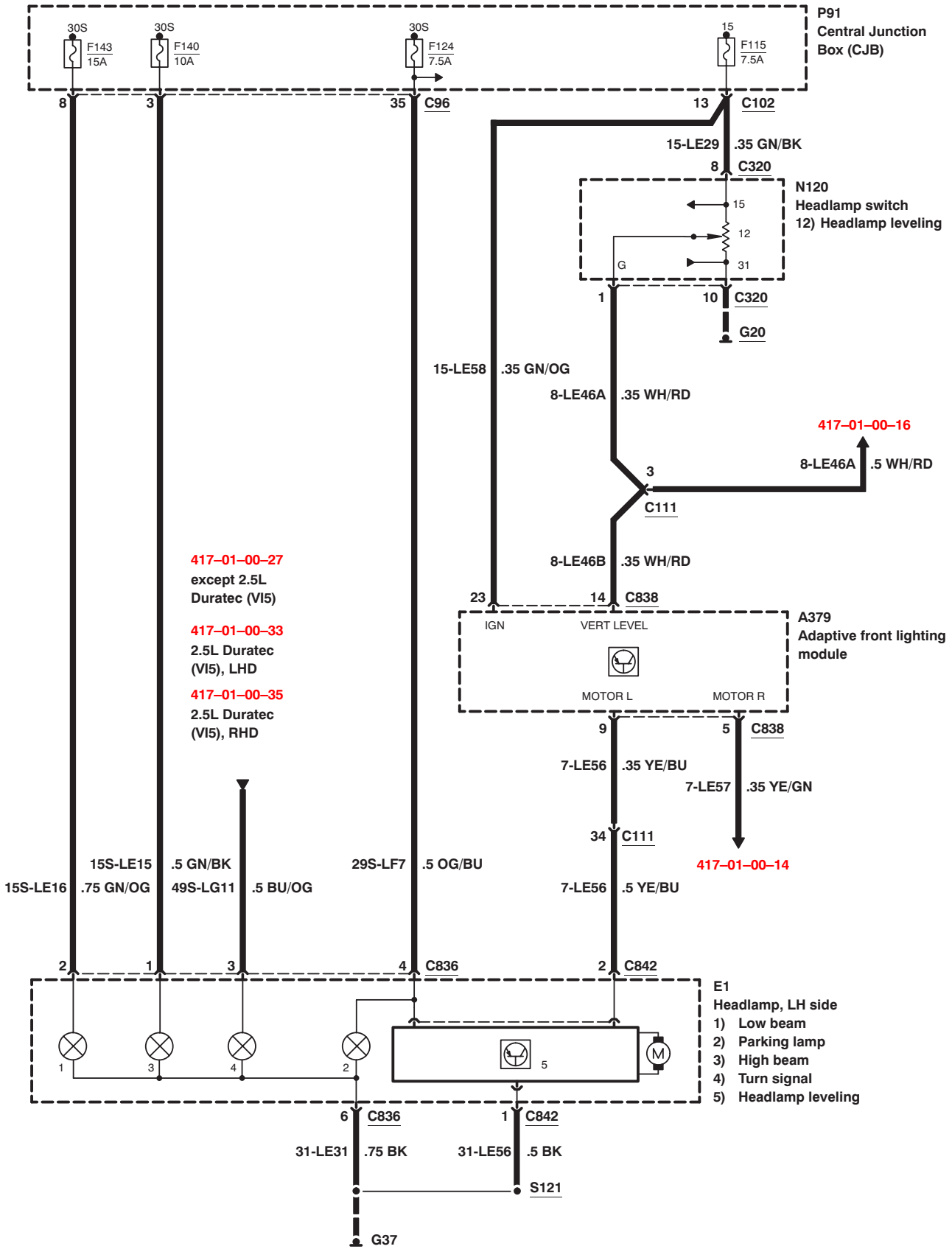
Exterior Lighting – Headlamp leveling, with high intensity discharge headlamps



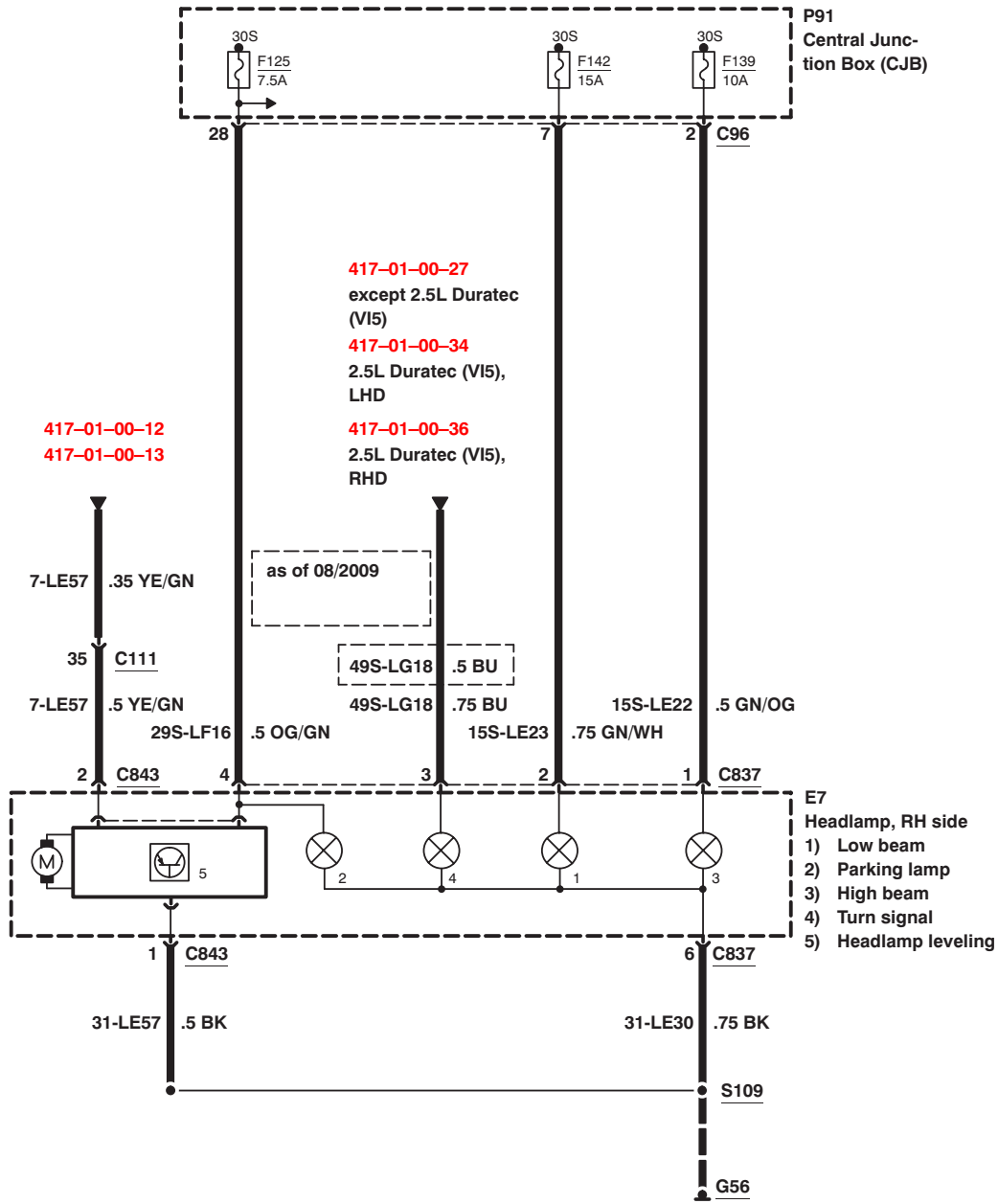
Exterior Lighting – Headlamp leveling, with adaptive front lighting, before 08/2009



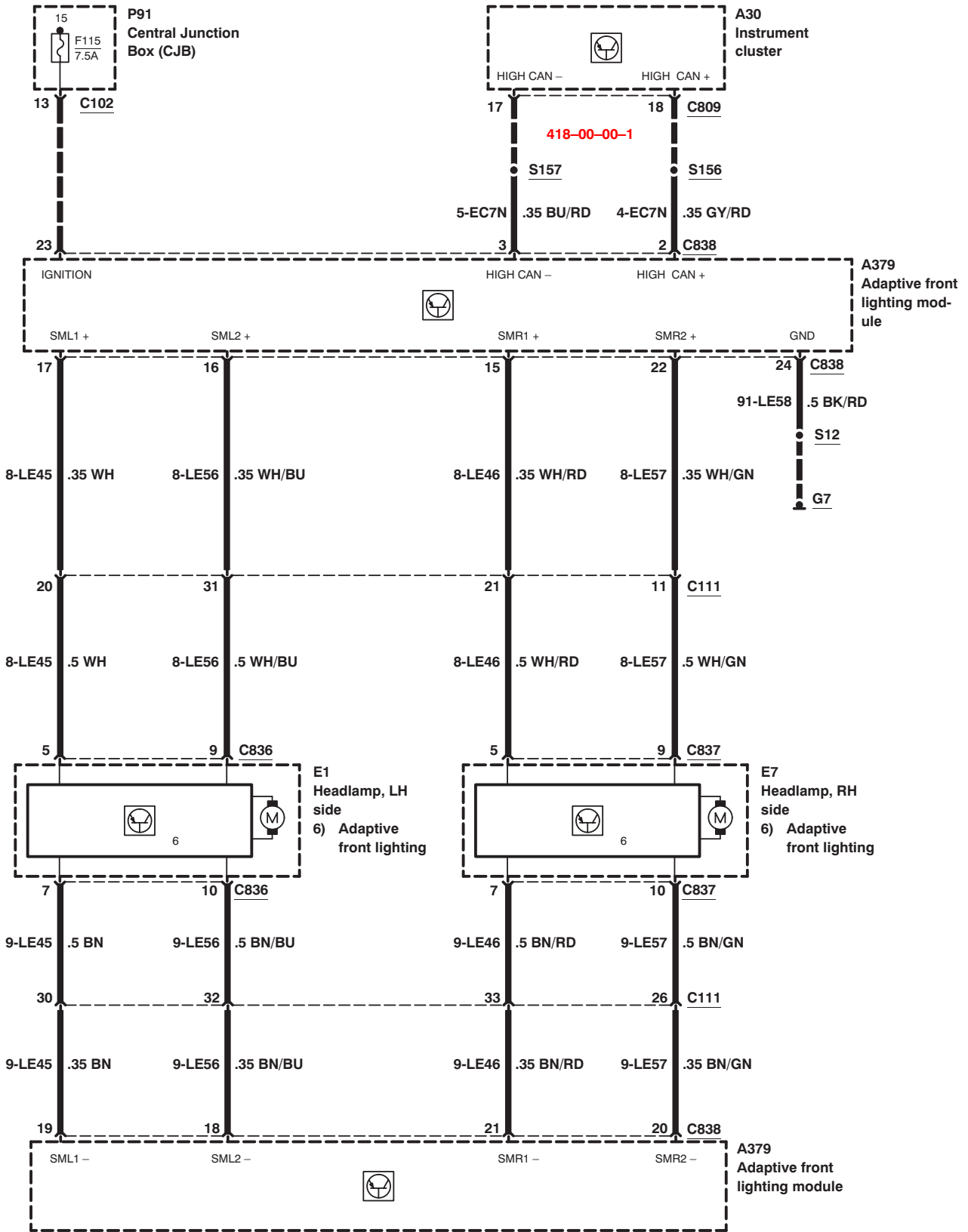
Exterior Lighting – Headlamp leveling, with adaptive front lighting, as of 08/2009



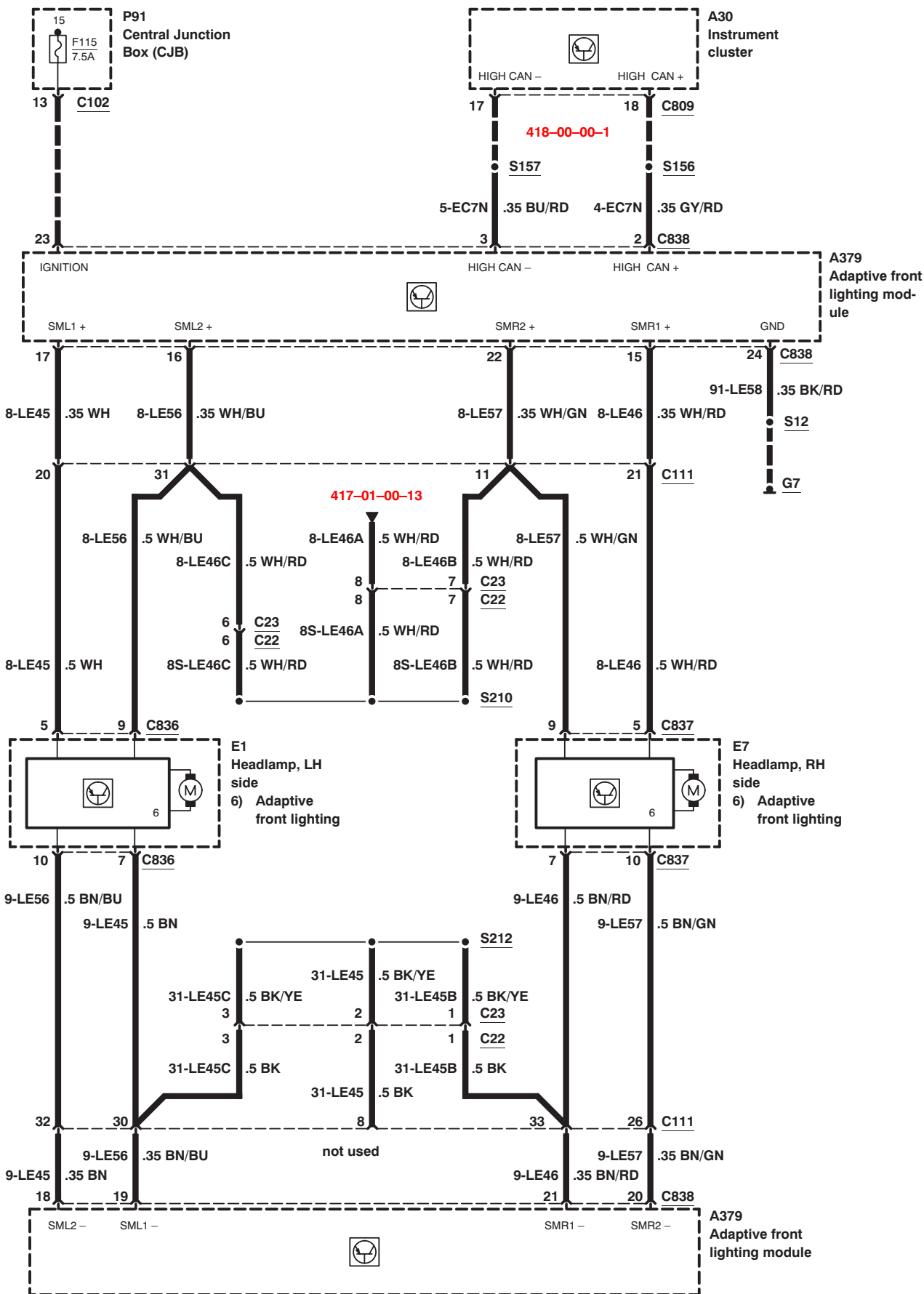
Exterior Lighting – Headlamp leveling, with adaptive front lighting



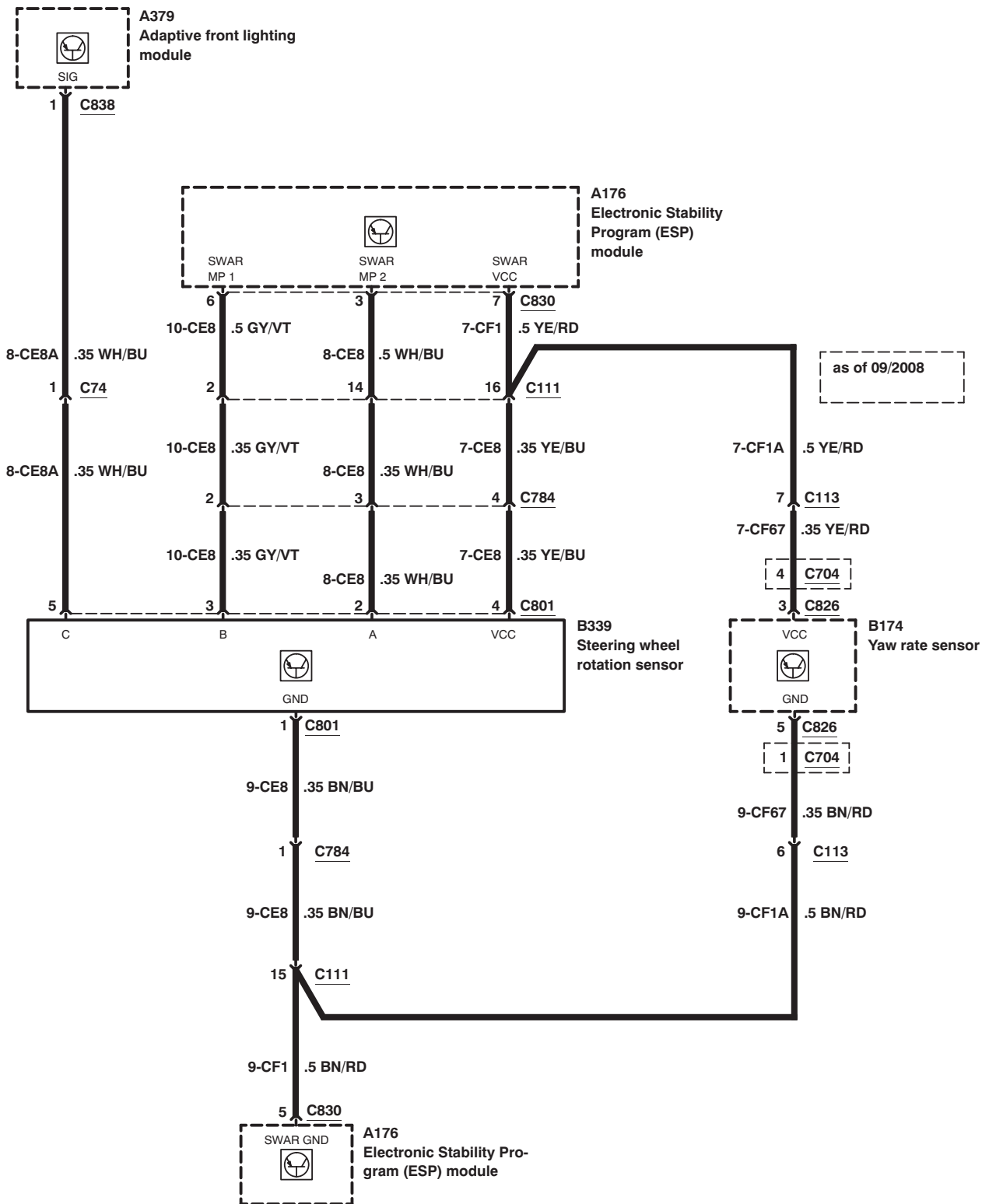
Exterior Lighting – Headlamp leveling, with adaptive front lighting, before 08/2009



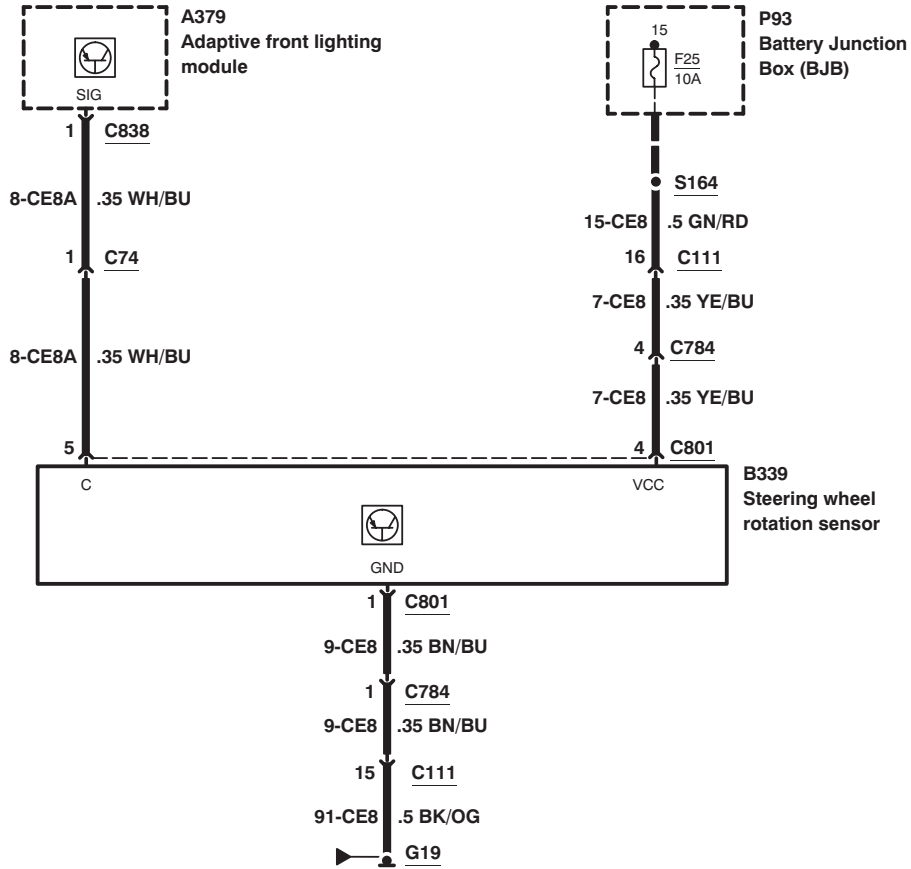
Exterior Lighting – Headlamp leveling, with adaptive front lighting, as of 08/2009



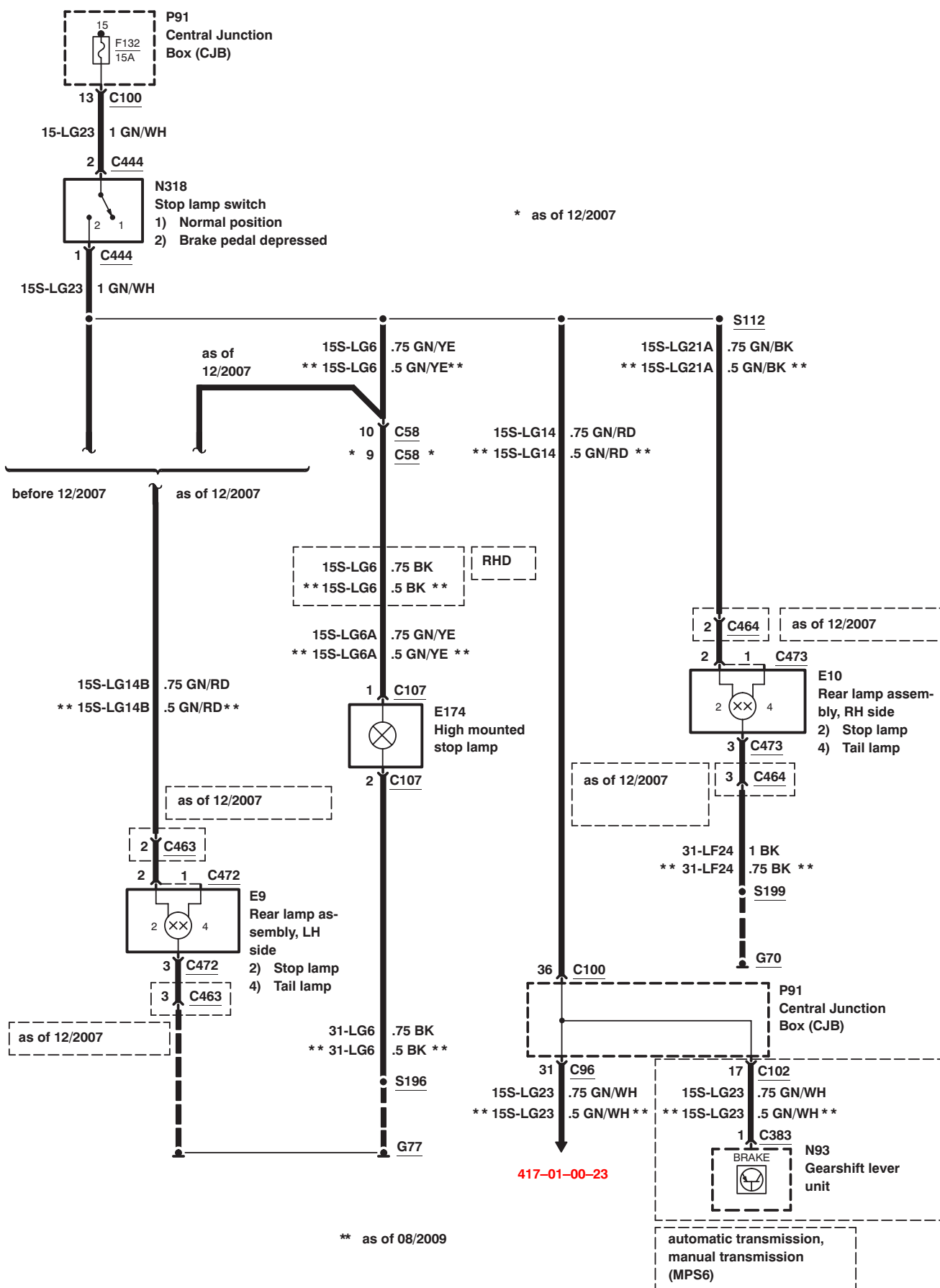
Exterior Lighting – Headlamp leveling, with adaptive front lighting, with Electronic Stability Program (ESP)



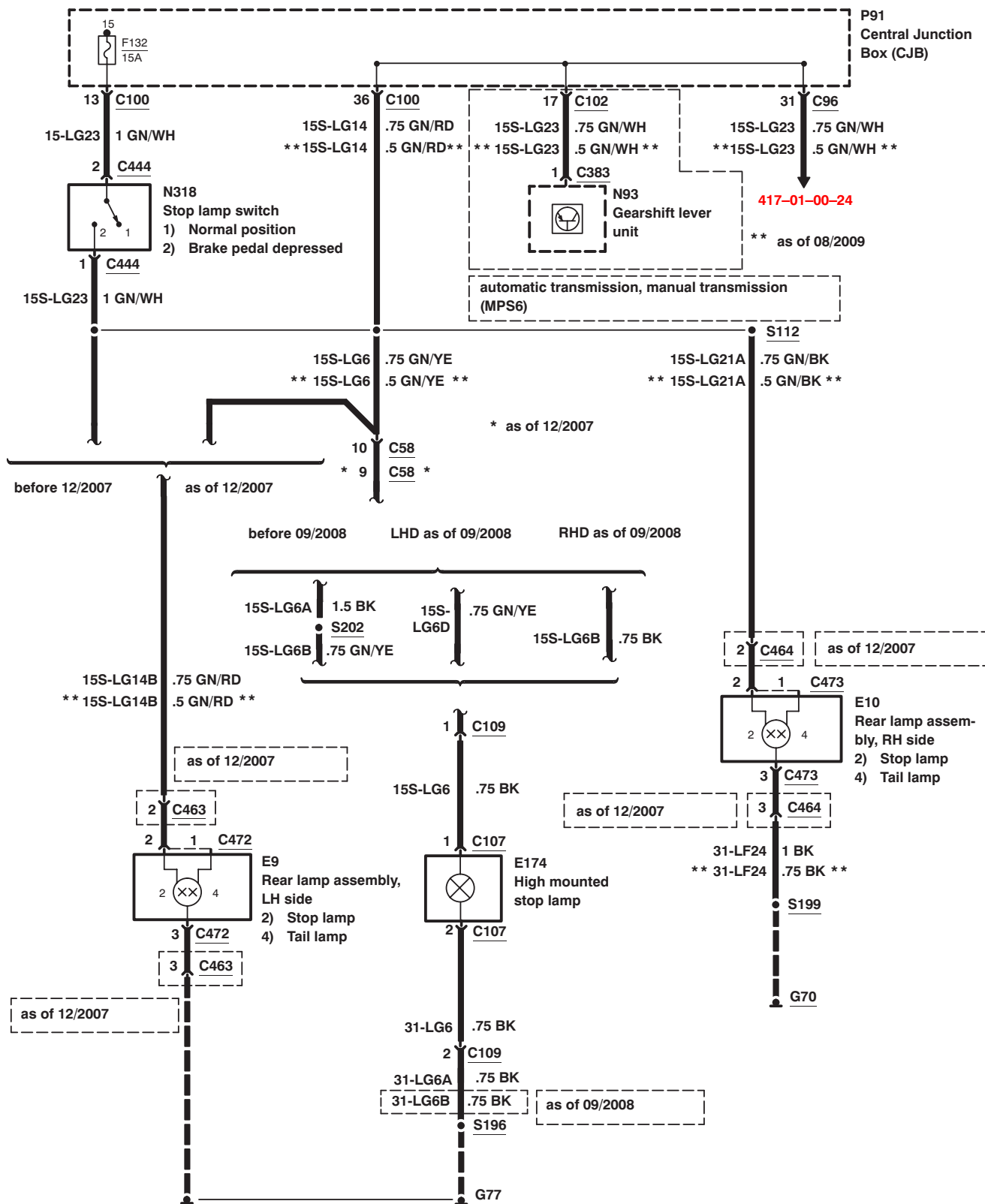
Exterior Lighting – Headlamp leveling, with adaptive front lighting, without Electronic Stability Program (ESP)



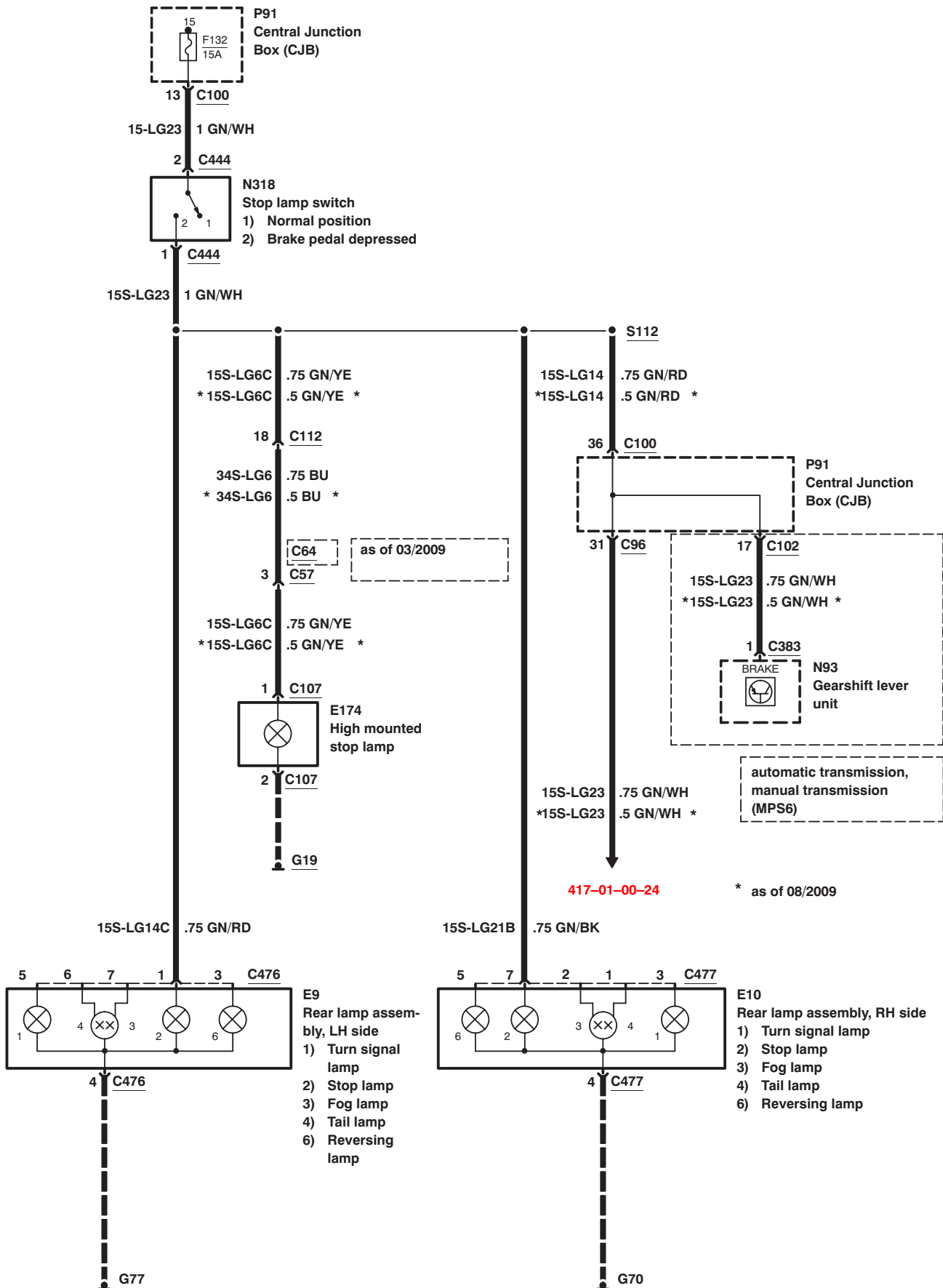
Exterior Lighting – Stop Lamps, 3-door model/5-door model, except 2.5L Duratec (VI5)



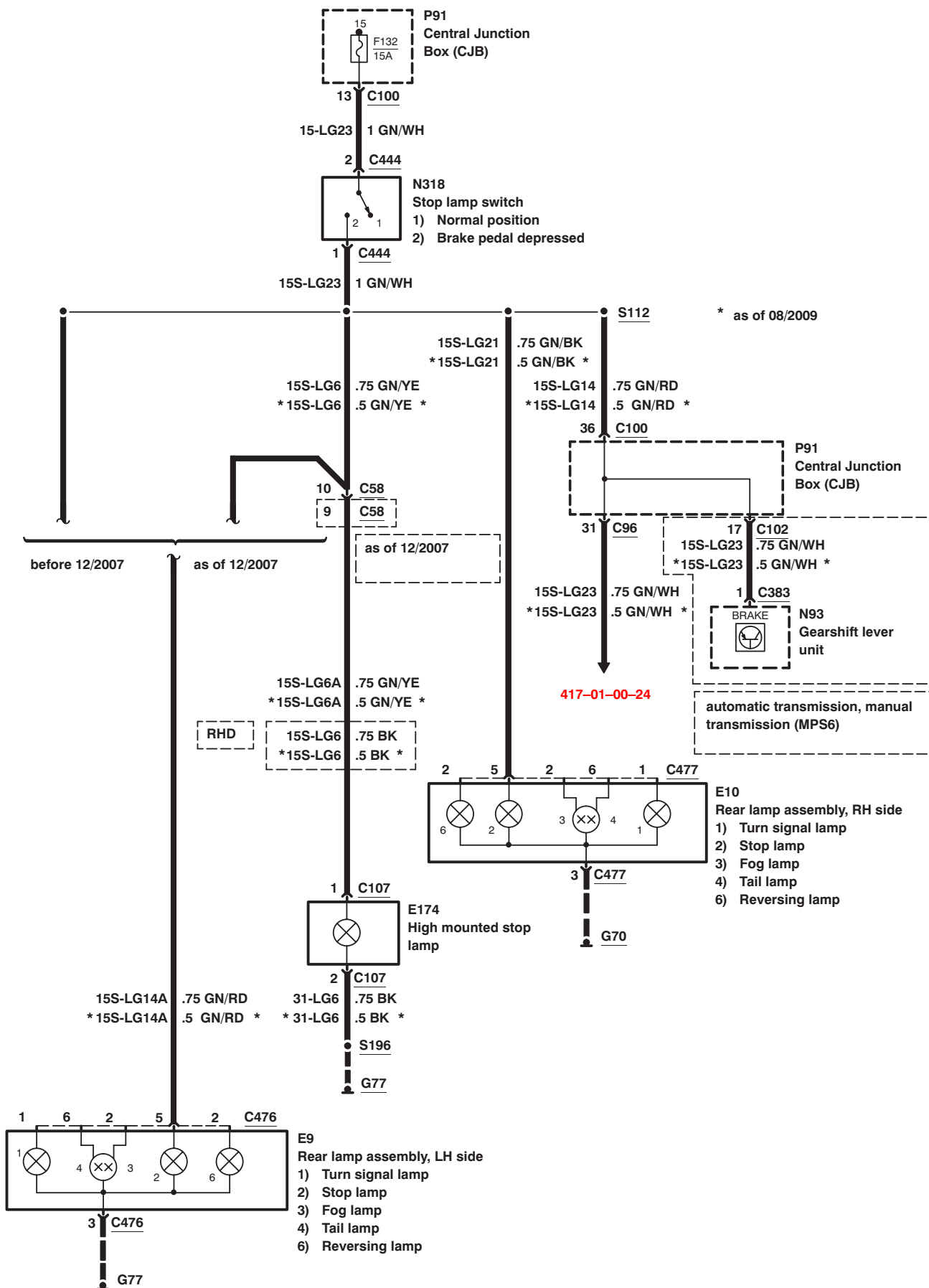
Exterior Lighting – Stop Lamps, 3-door model/5-door model, 2.5L Duratec (VI5)



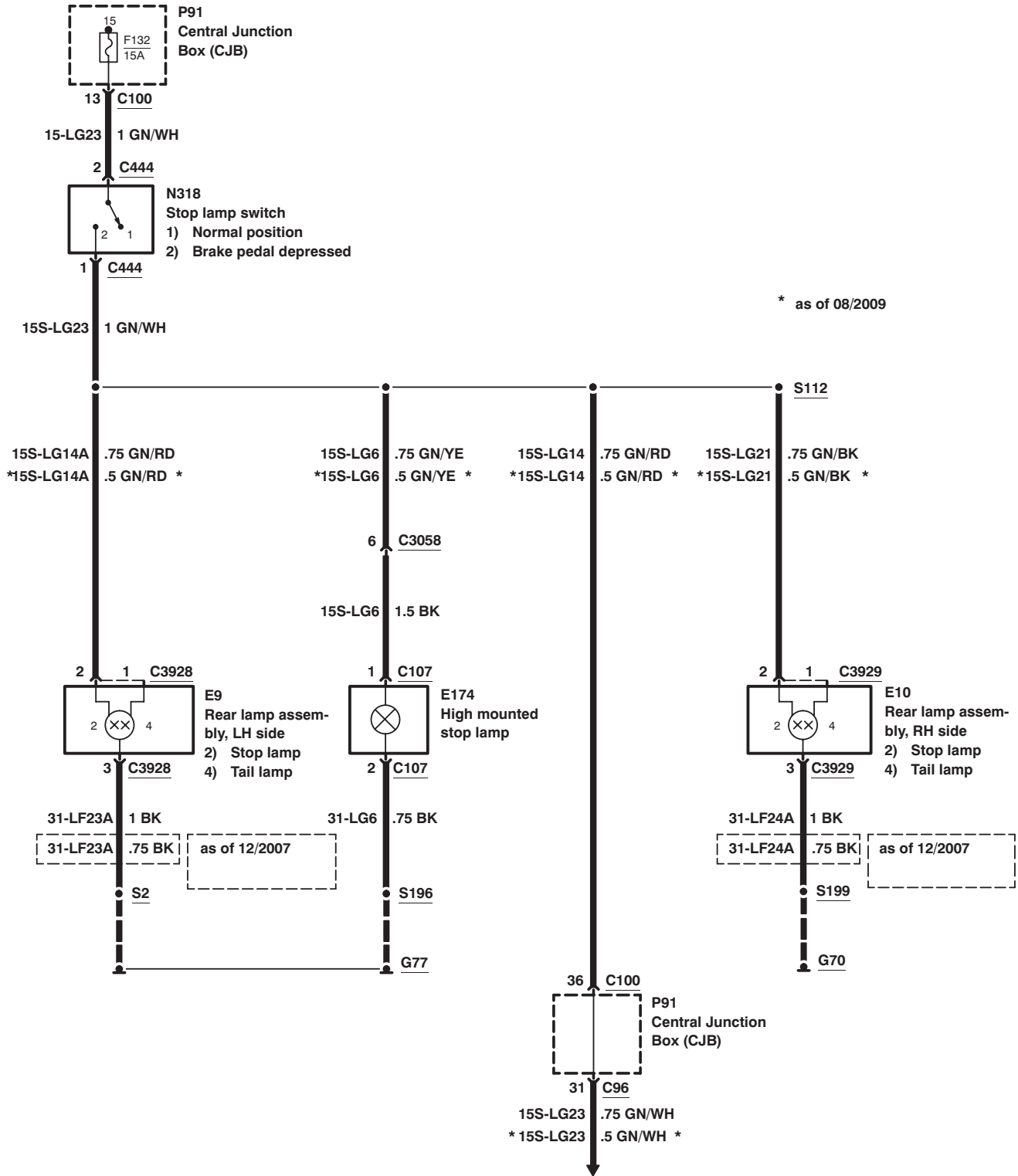
Exterior Lighting – Stop Lamps, 4-door model



Exterior Lighting – Stop Lamps, wagon

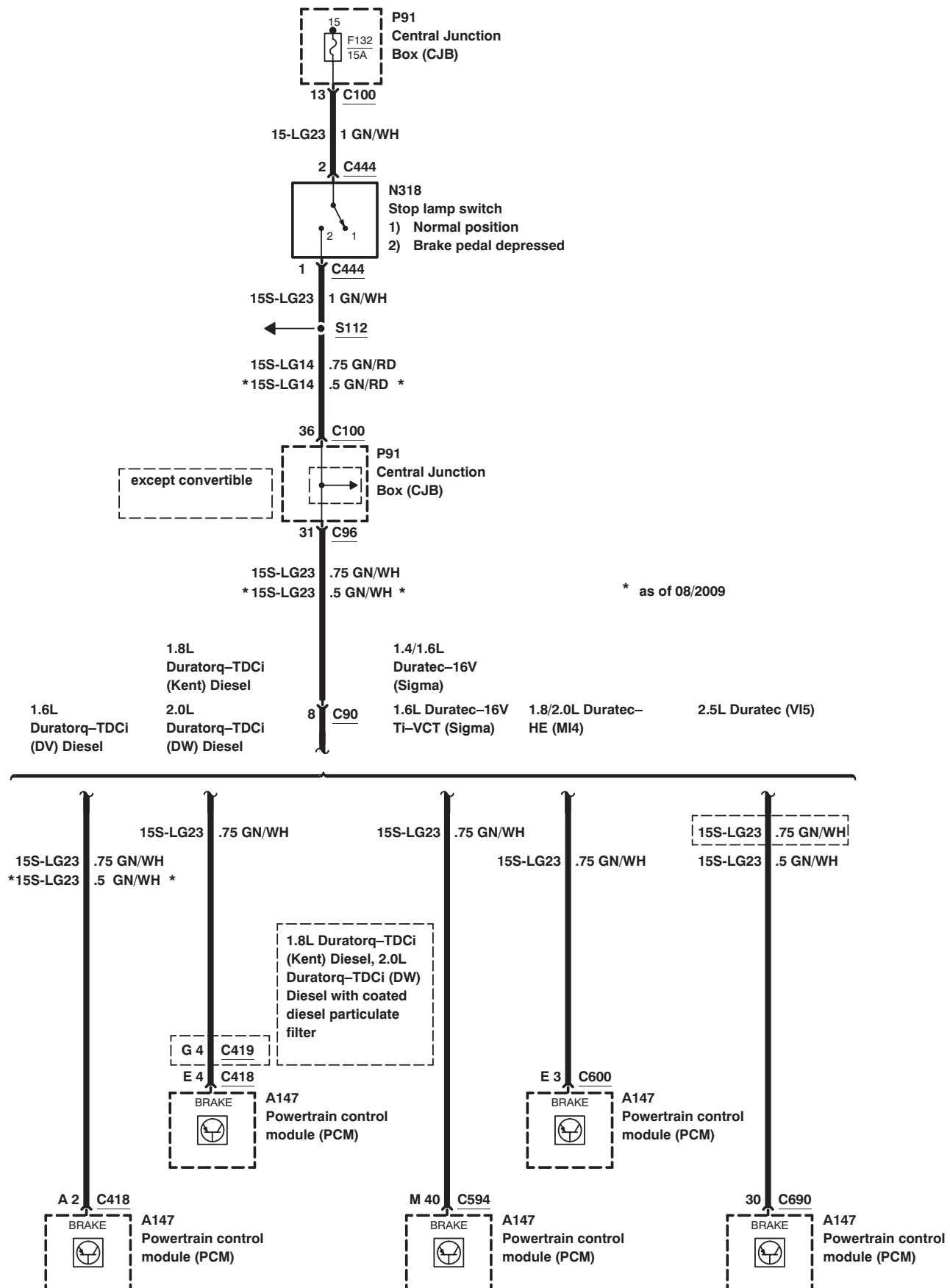


Exterior Lighting – Stop Lamps, convertible

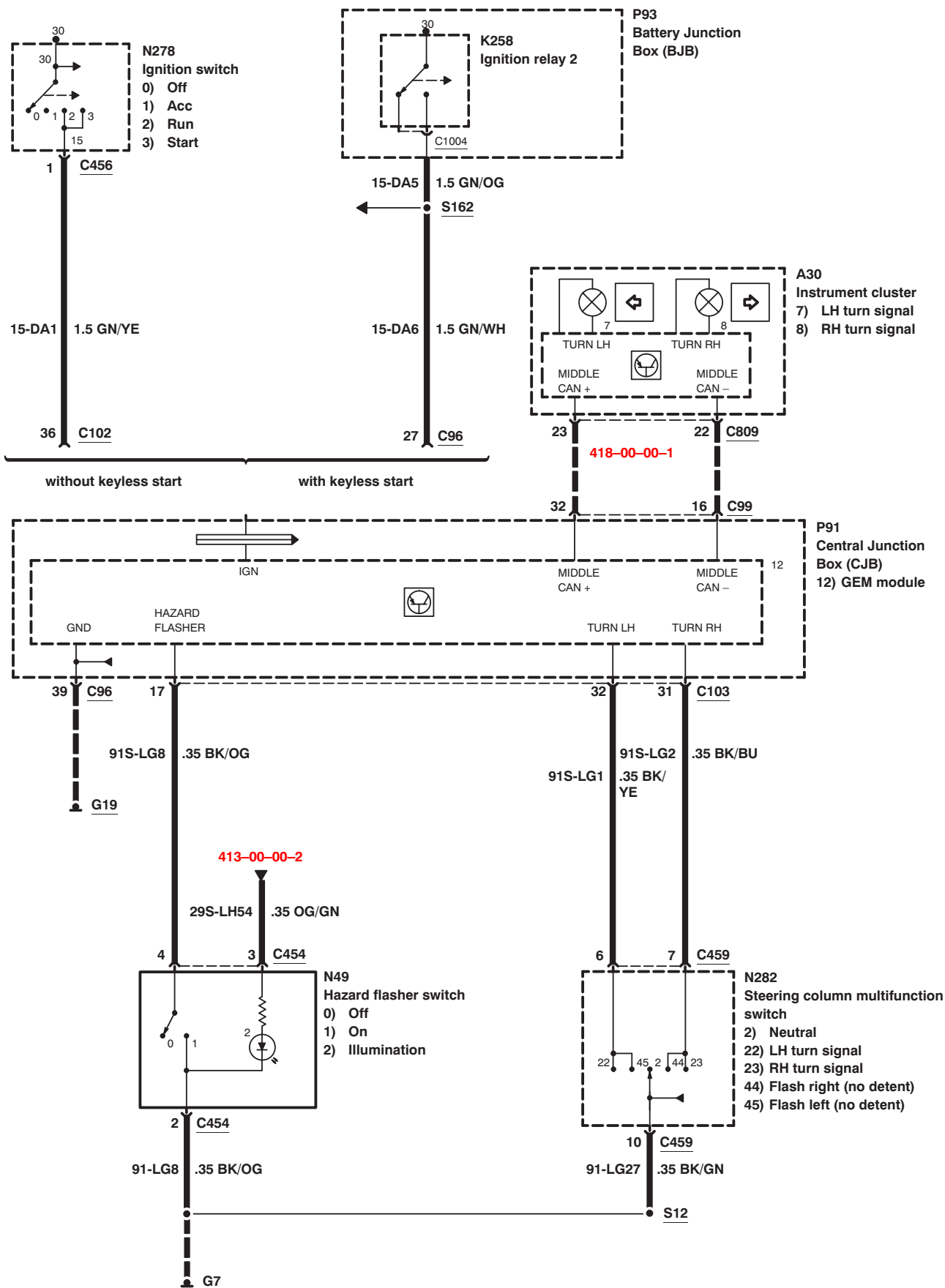


417-01-00-24

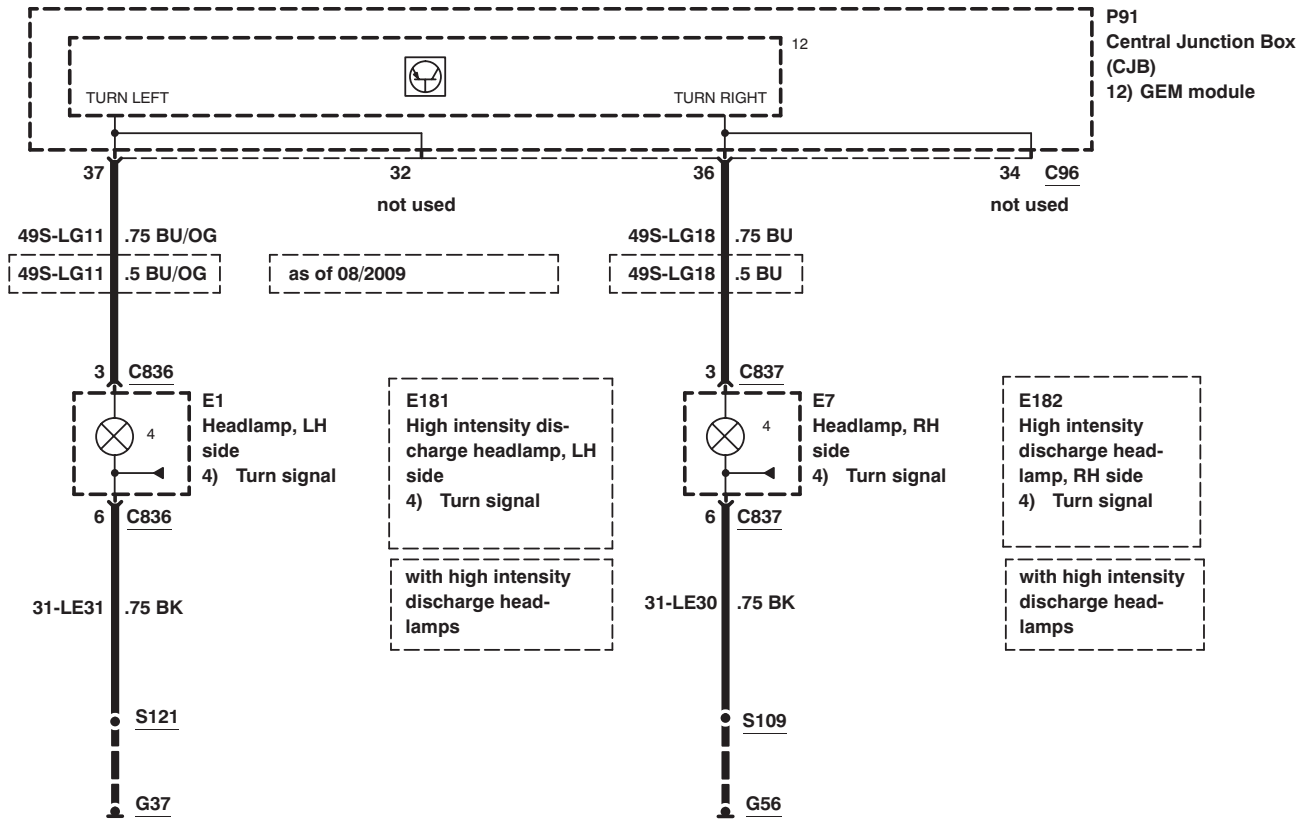
Exterior Lighting – Stop Lamps



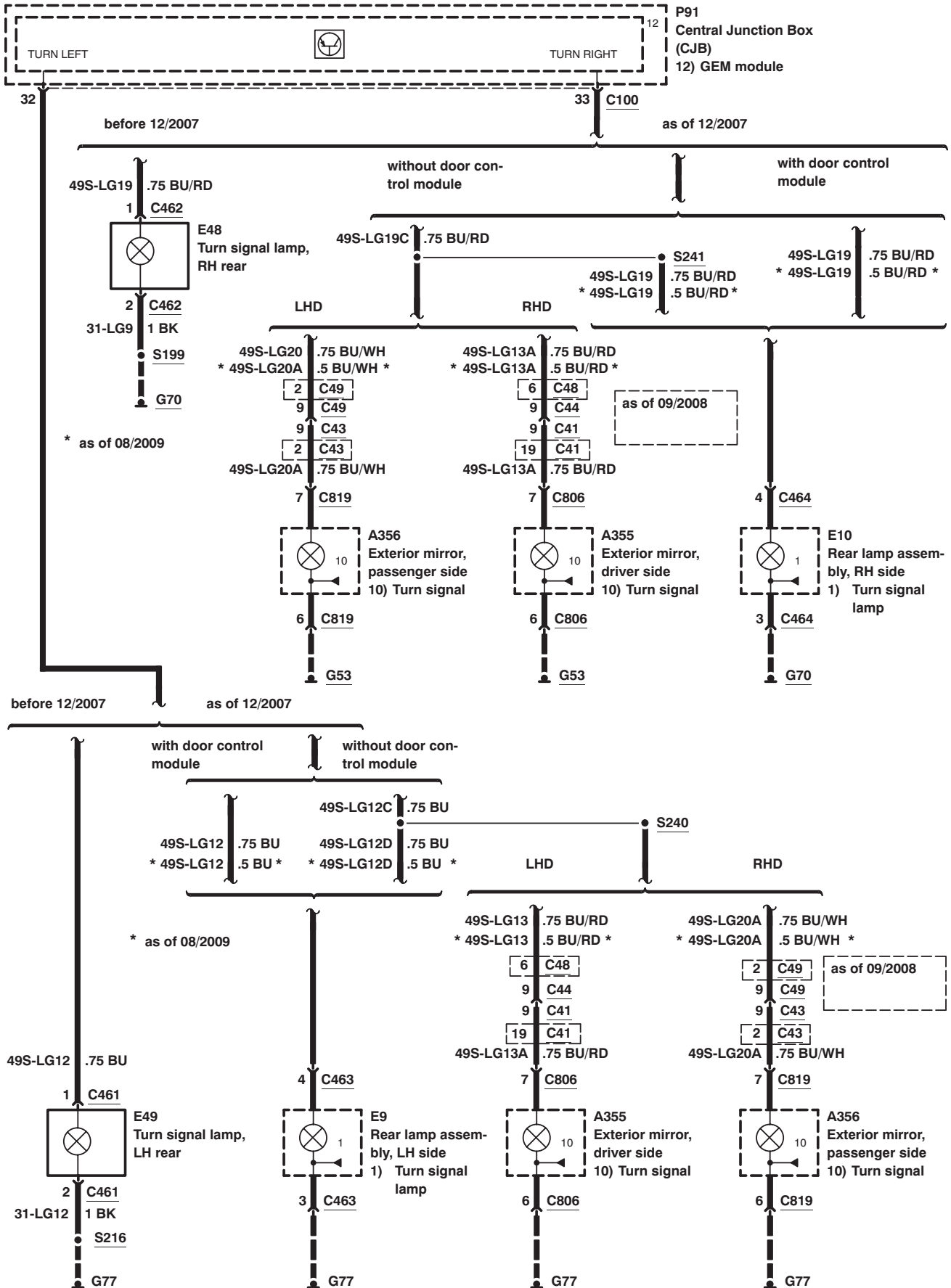
Exterior Lighting – Turn Signal Lamps, convertible



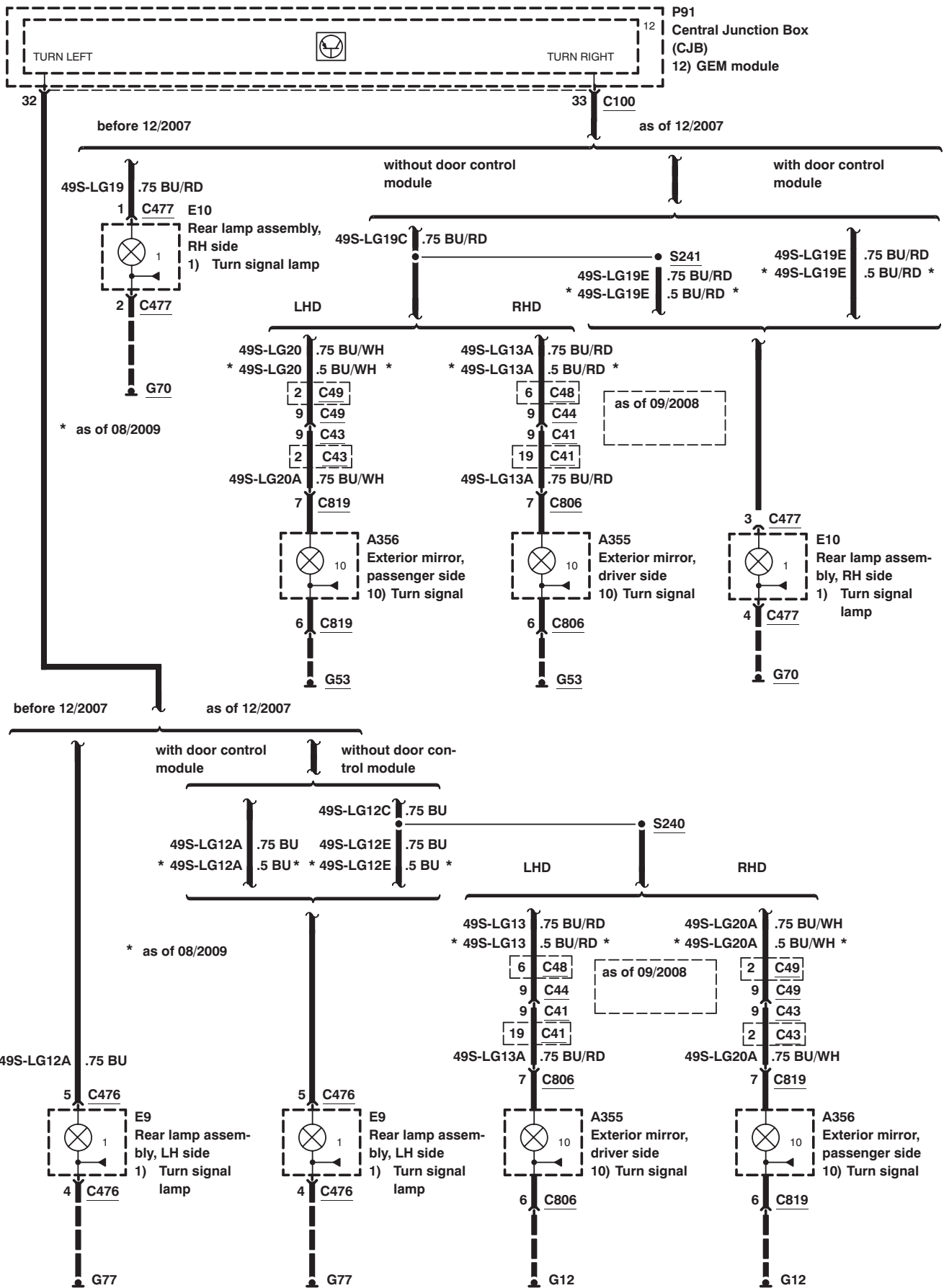
Exterior Lighting – Turn Signal Lamps, front, except 2.5L Duratec (VI5), convertible



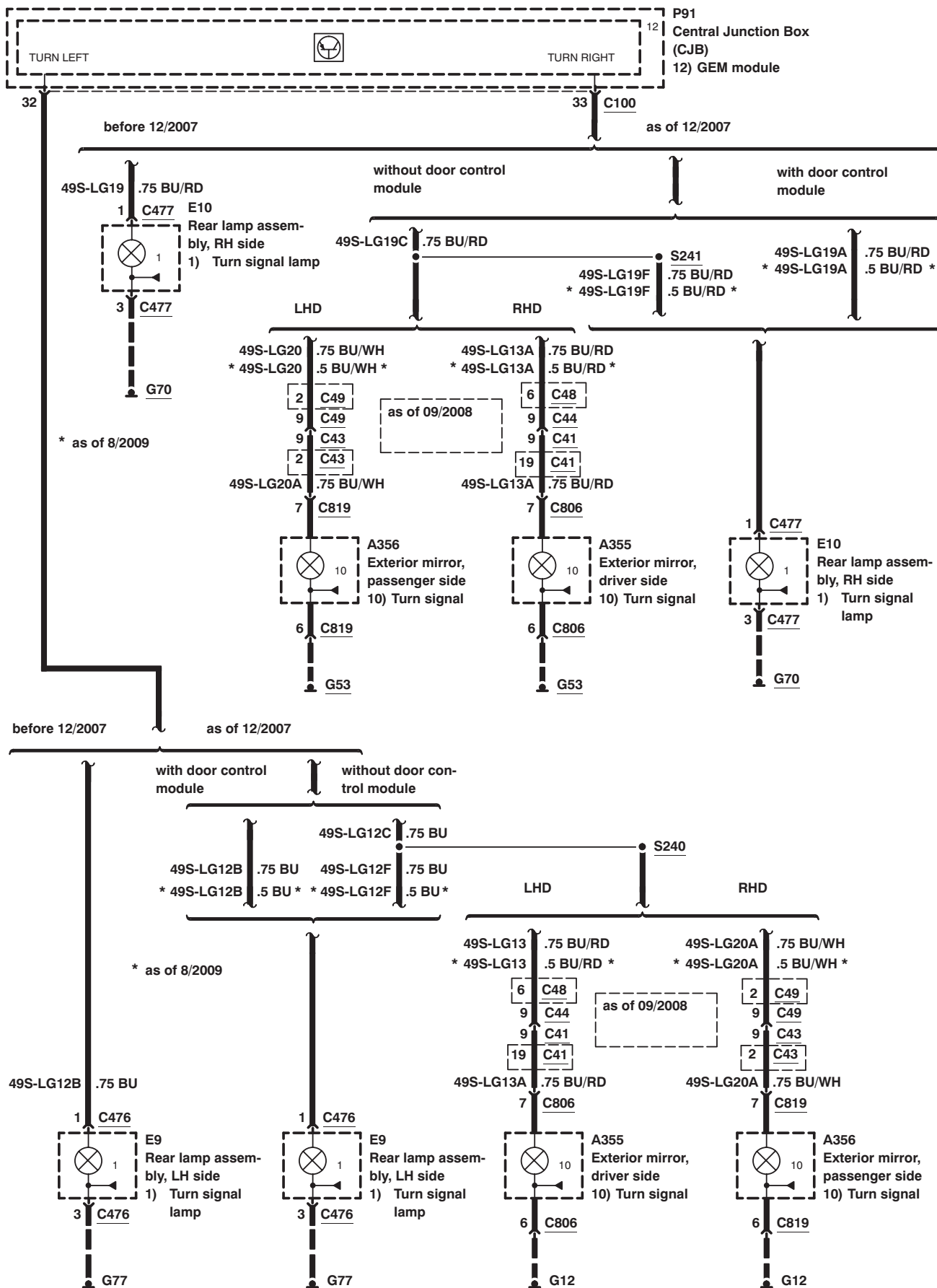
Exterior Lighting – Turn Signal Lamps, rear, 3-door model/5-door model, except 2.5L Duratec (VI5)



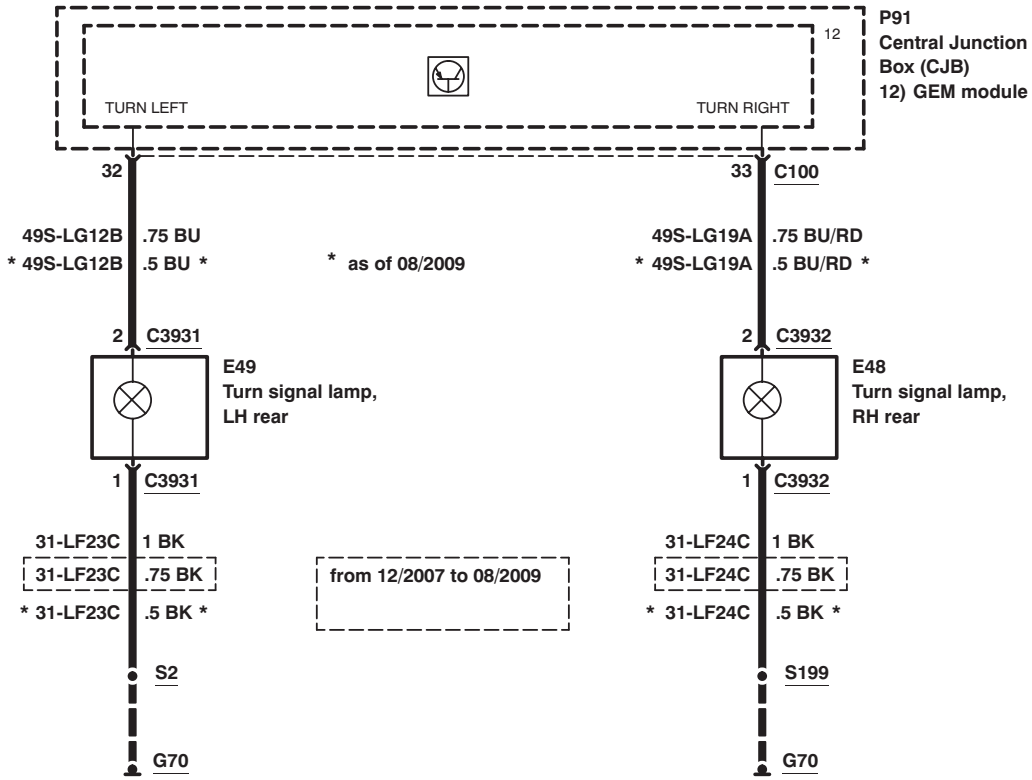
Exterior Lighting – Turn Signal Lamps, rear, 4-door model, except 2.5L Duratec (V15)



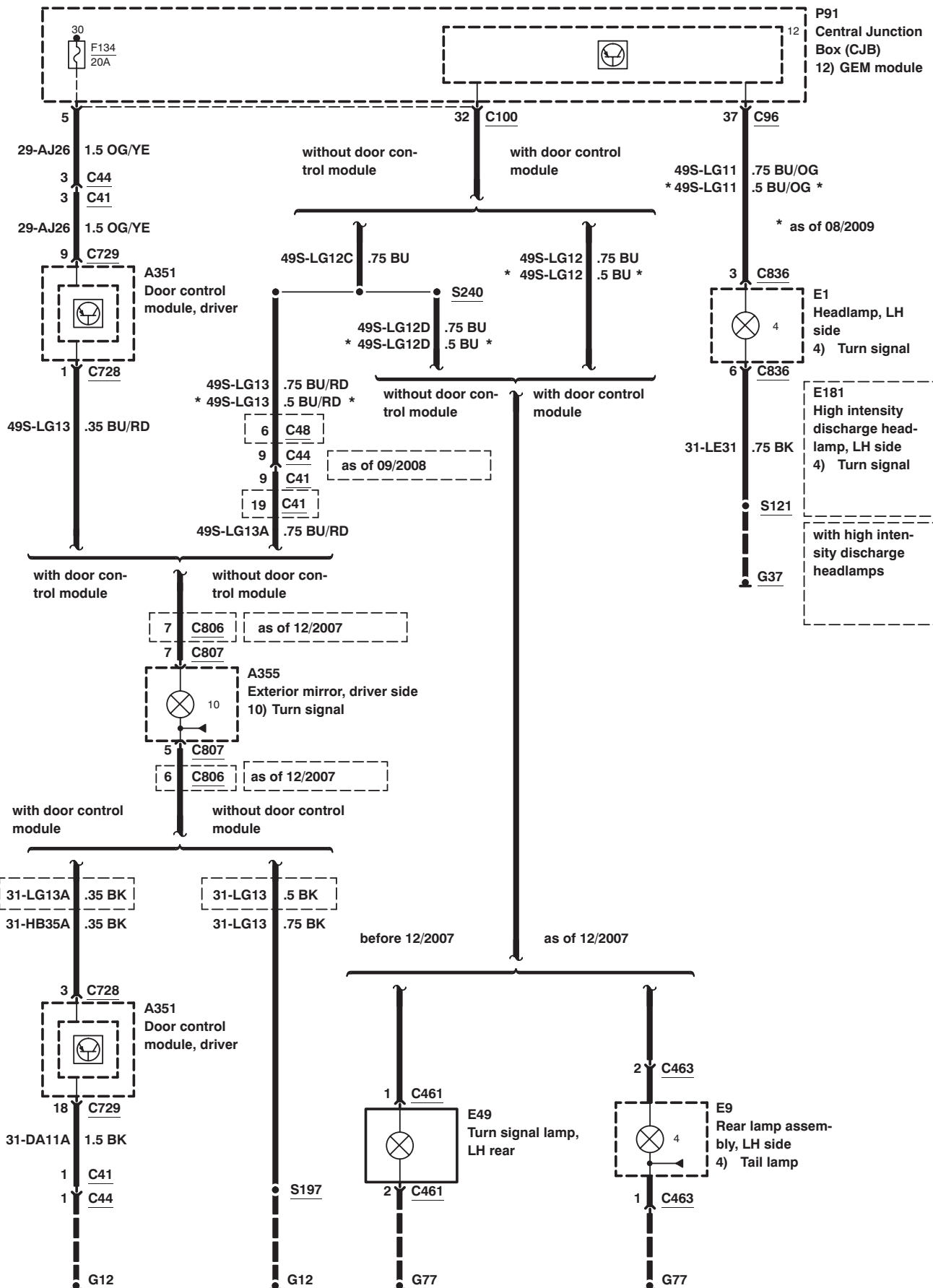
Exterior Lighting – Turn Signal Lamps, rear, wagon, except 2.5L Duratec (VI5)



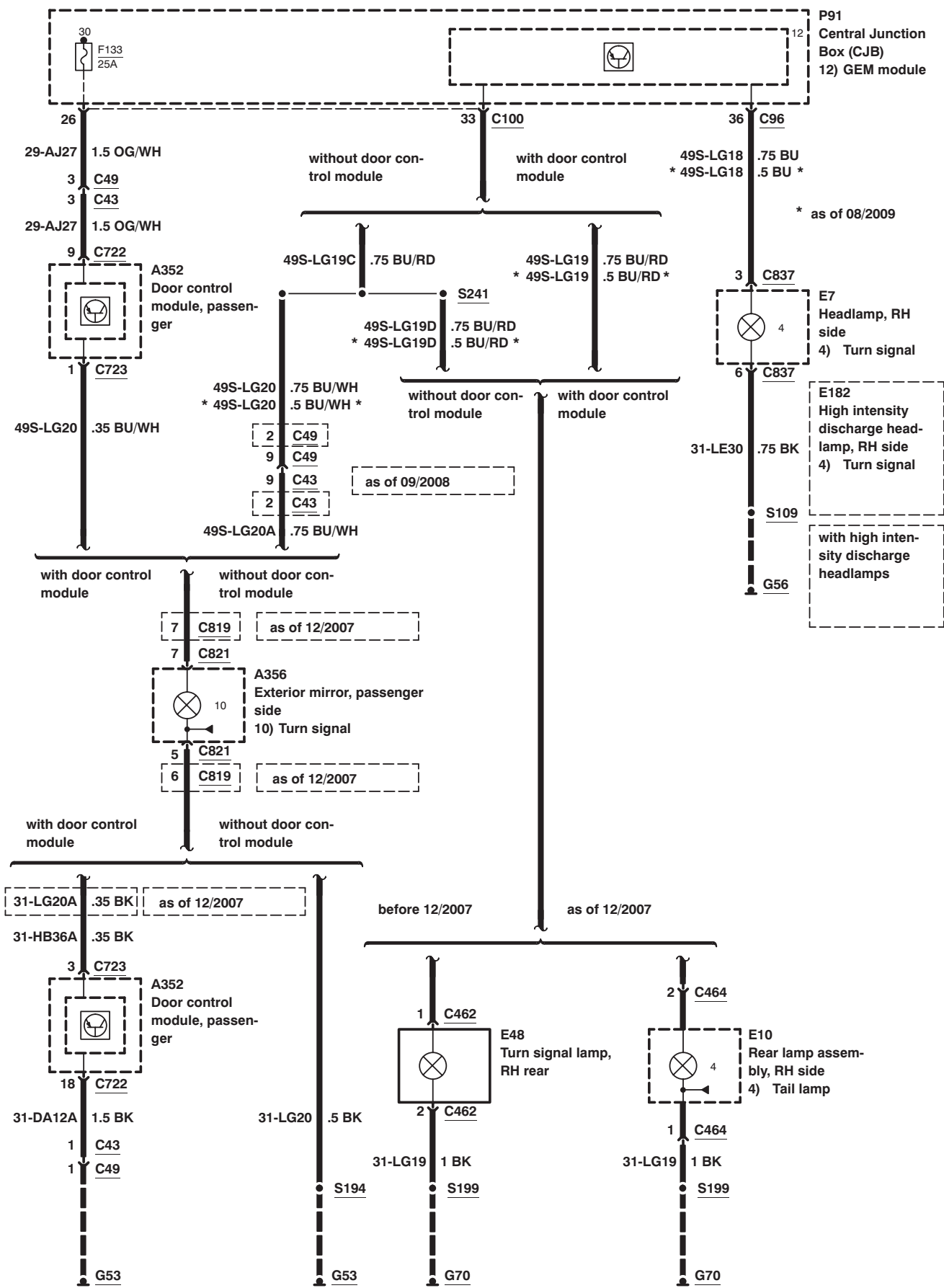
Exterior Lighting – Turn Signal Lamps, convertible



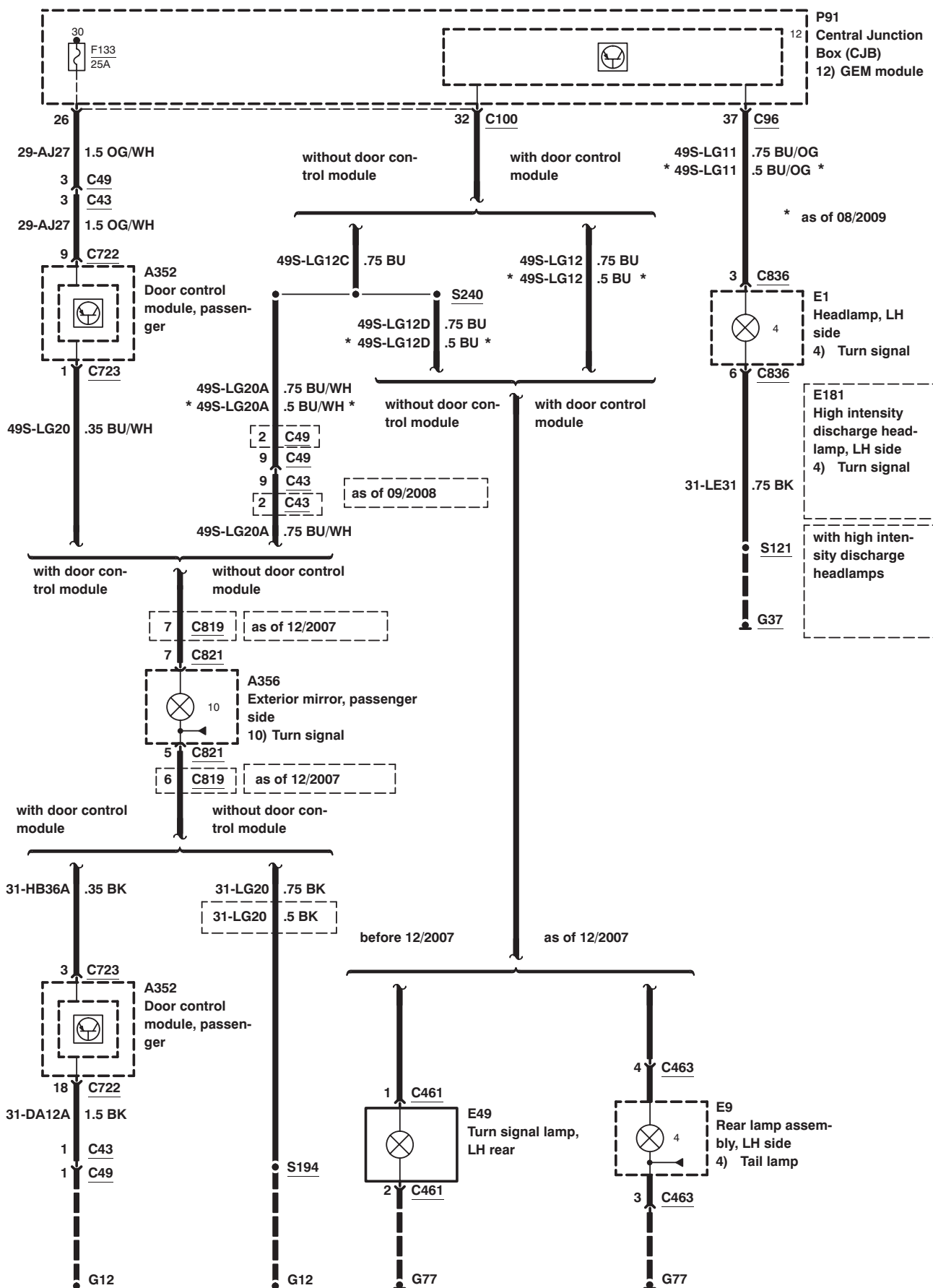
Exterior Lighting – Turn signal lamps, LHD, LH side, 2.5L Duratec (VI5)



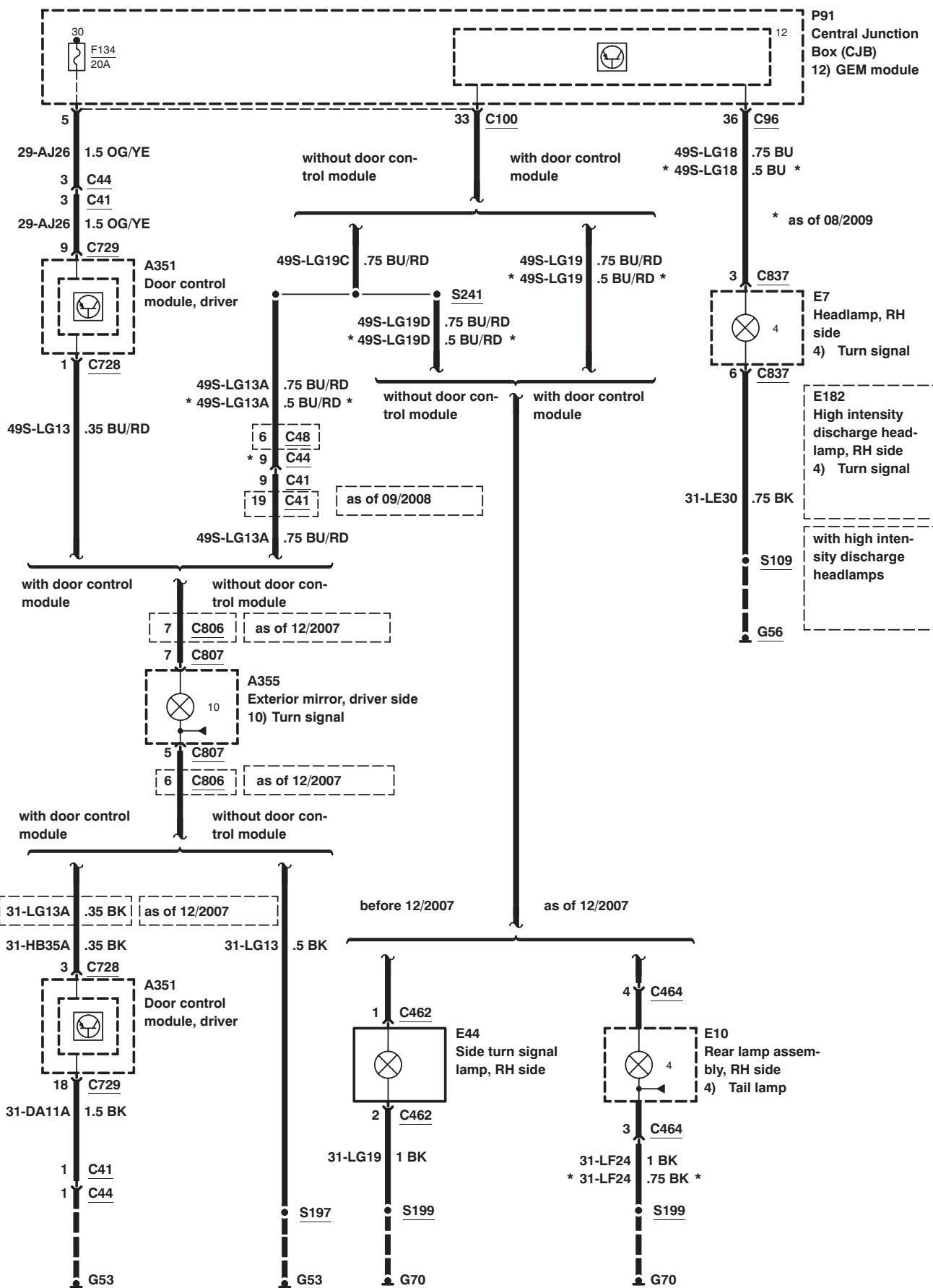
Exterior Lighting – Turn signal lamps, LHD, RH side, 2.5L Duratec (VI5)



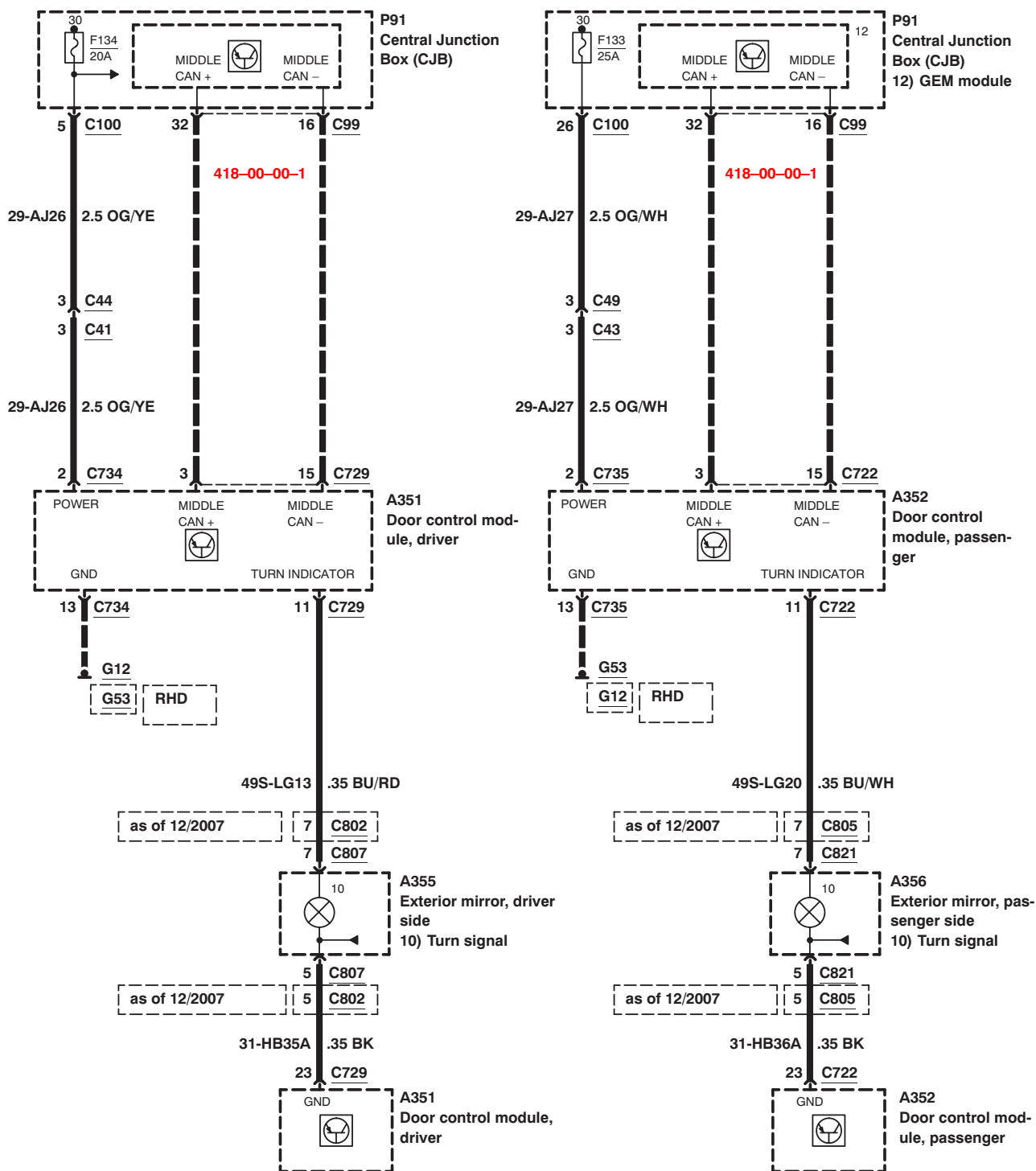
Exterior Lighting – Turn signal lamps, RHD, LH side, 2.5L Duratec (VI5)



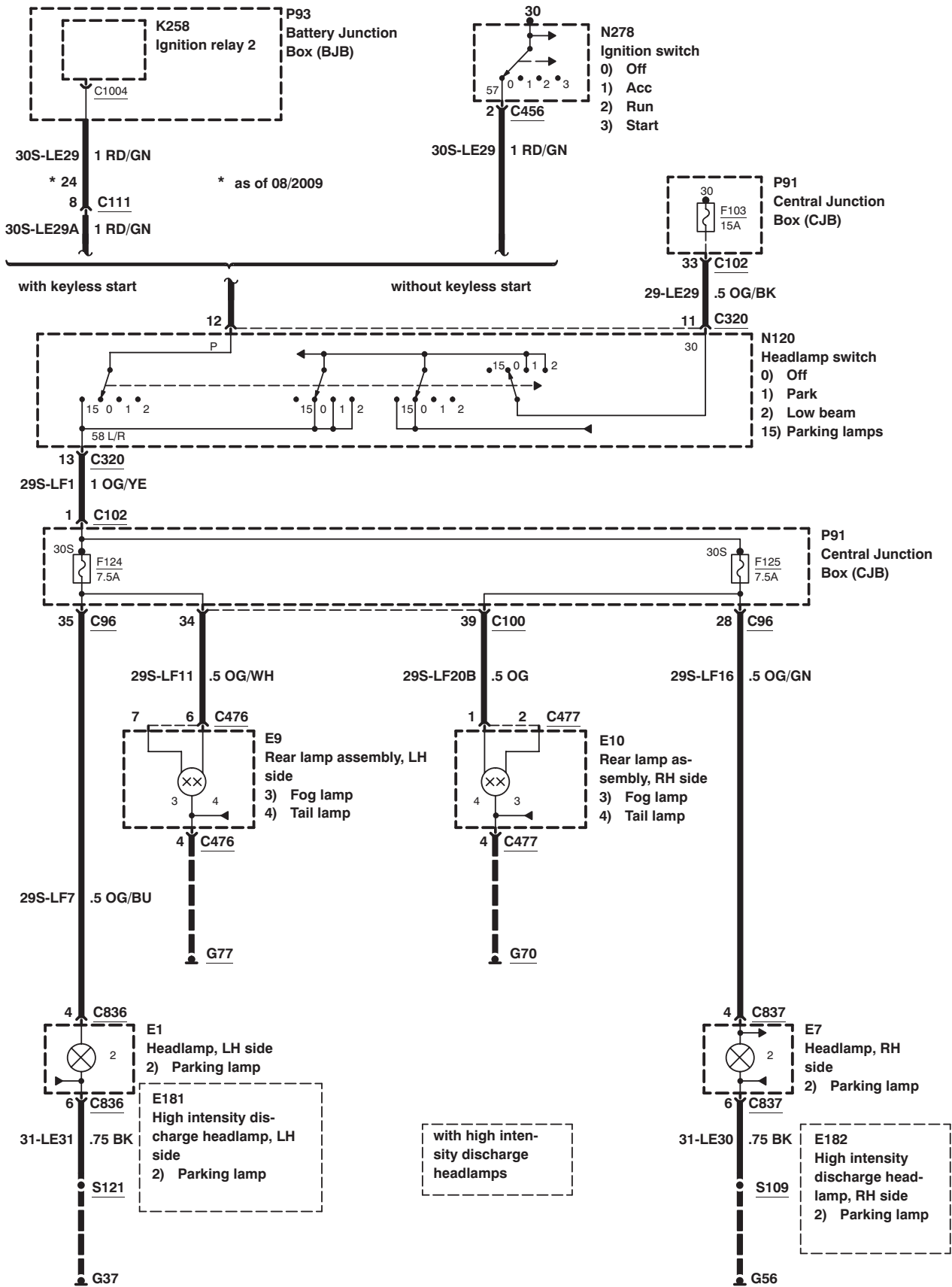
Exterior Lighting – Turn signal lamps, RHD, RH side, 2.5L Duratec (VI5)



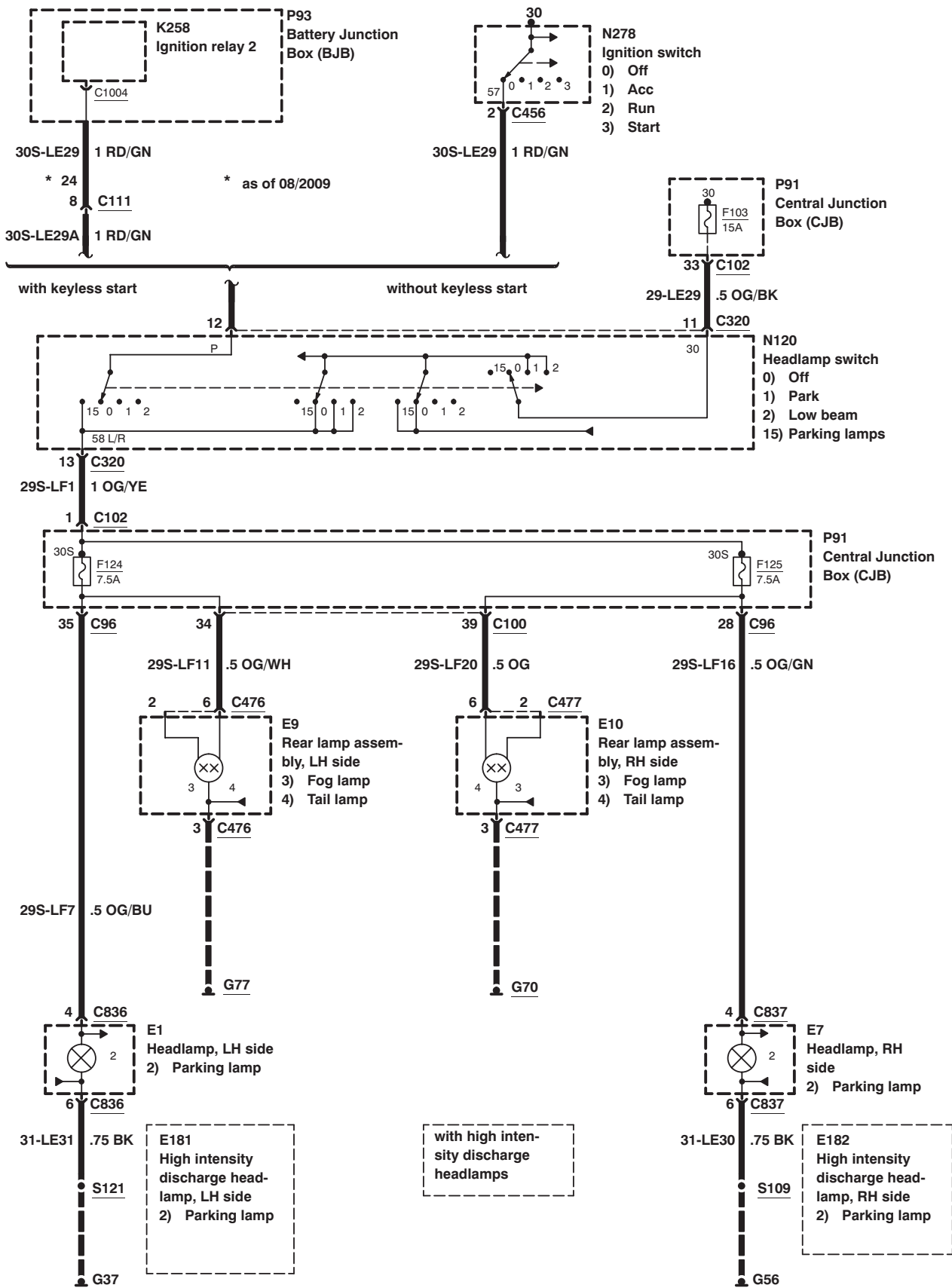
Exterior Lighting – Turn Signal Lamps, in exterior mirror, convertible



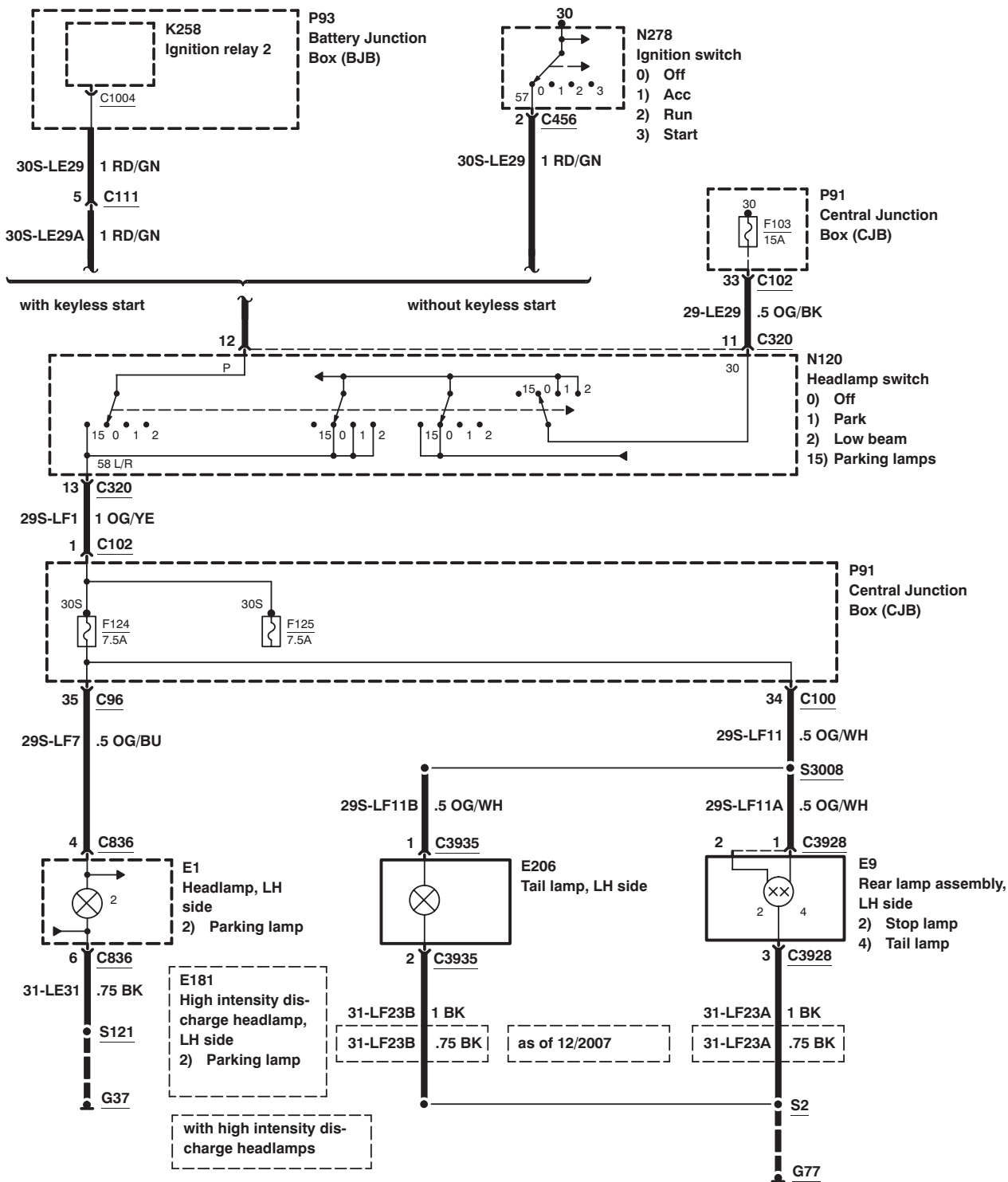
Exterior Lighting – Position and Parking Lamps, without daytime running lamps, 4-door model



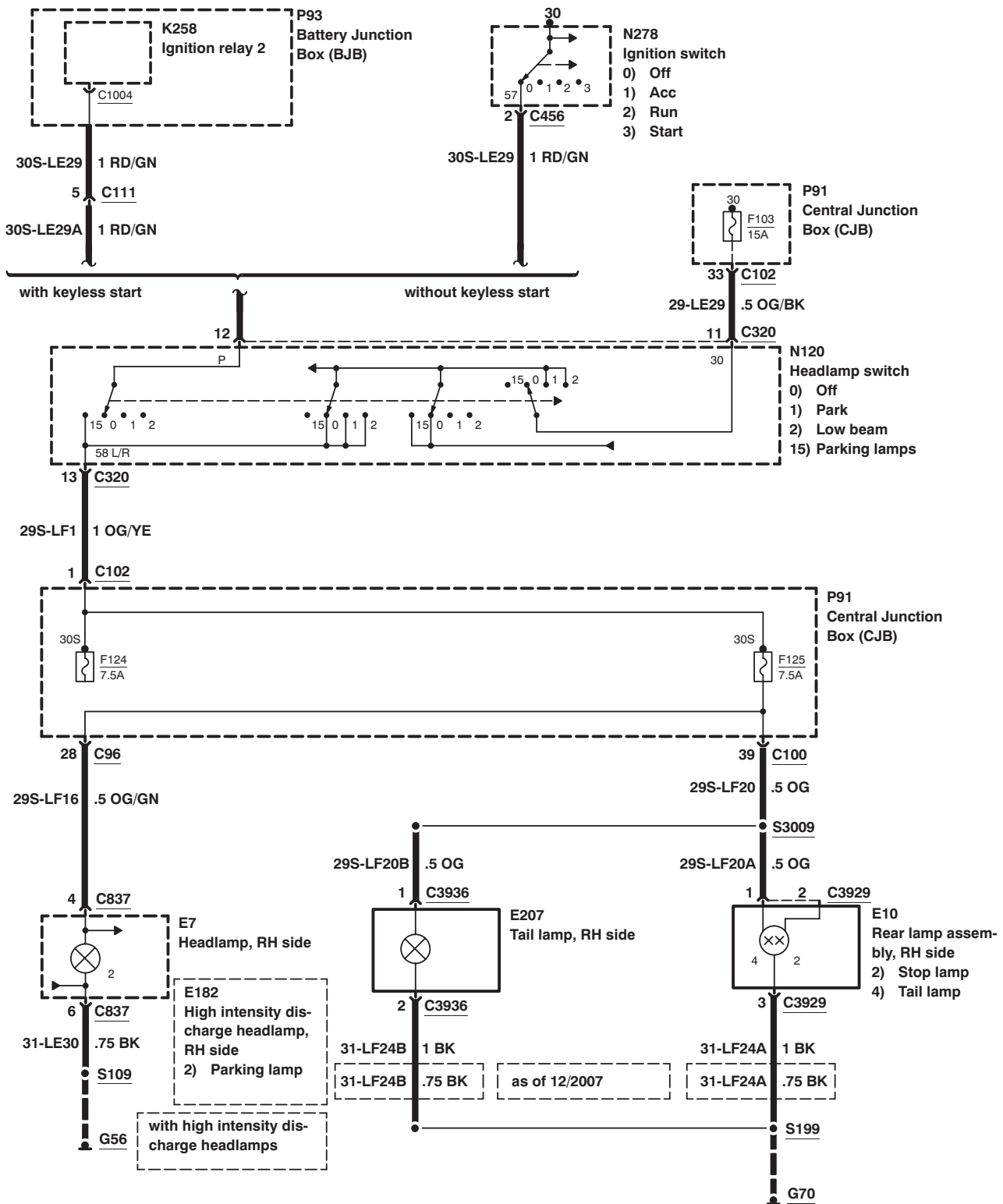
Exterior Lighting – Position and Parking Lamps, without daytime running lamps, wagon



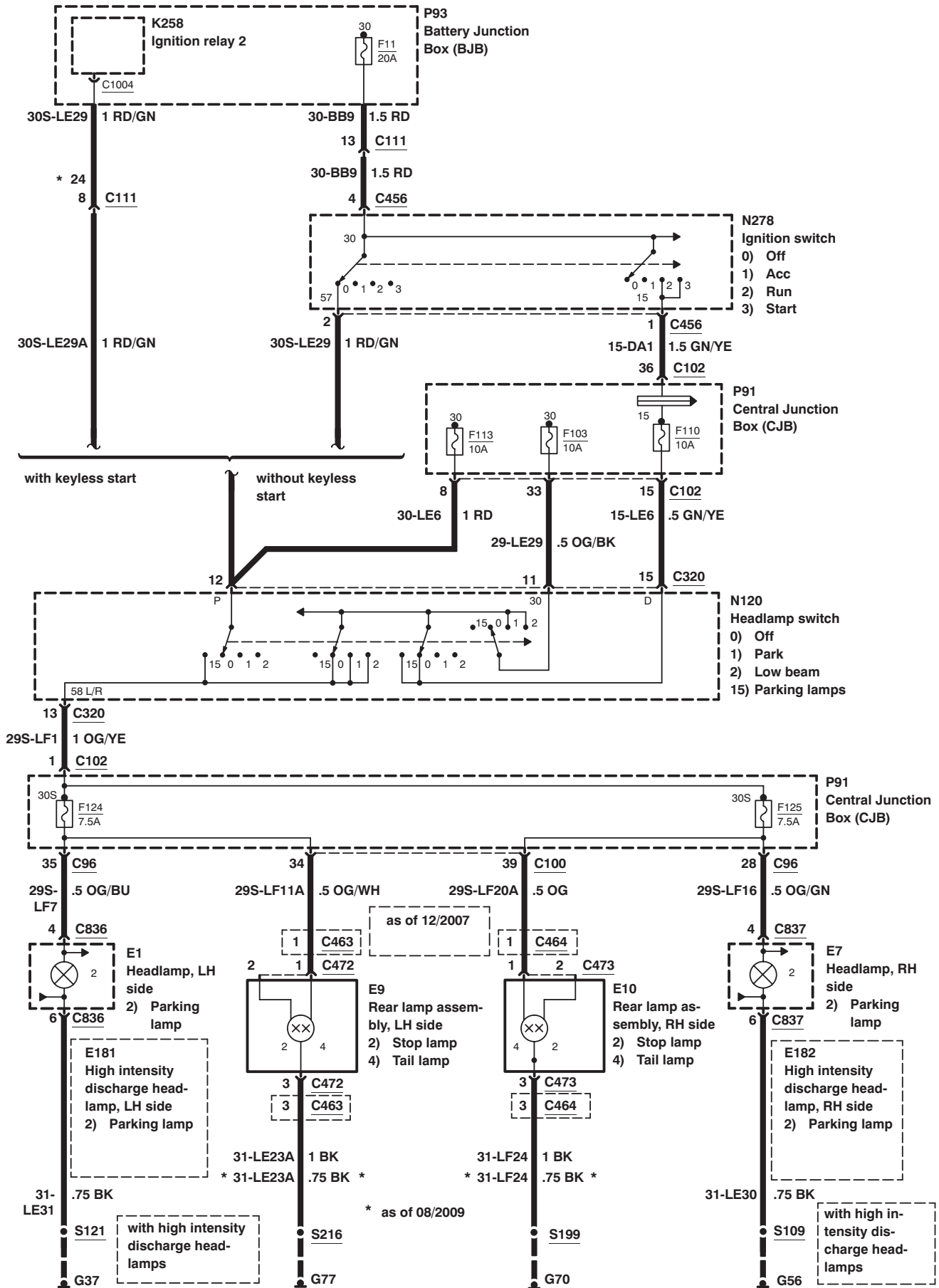
Exterior Lighting – Position and Parking Lamps, without daytime running lamps, convertible



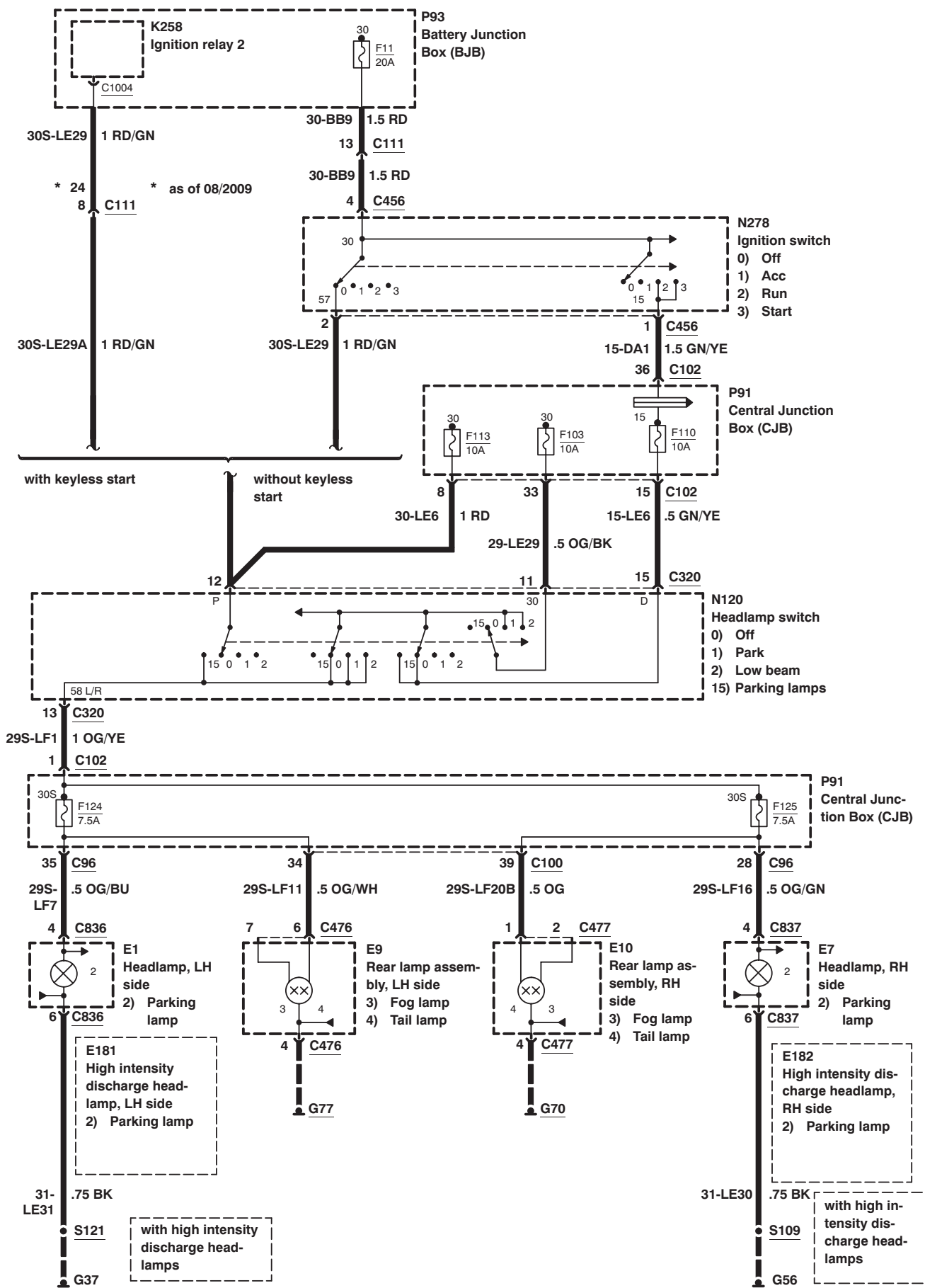
Exterior Lighting – Position and Parking Lamps, without daytime running lamps, convertible



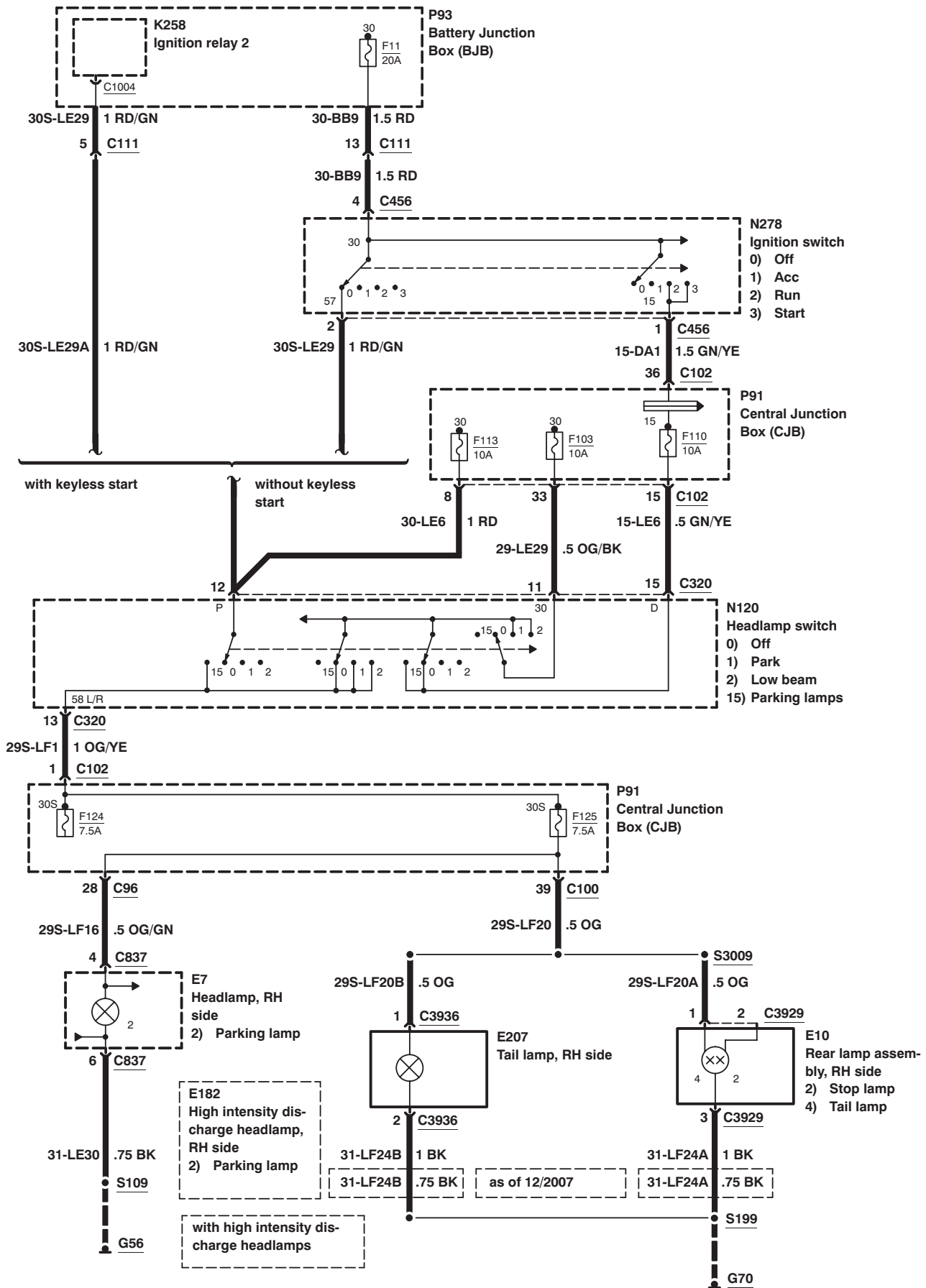
Exterior Lighting – Position and Parking Lamps, with daytime running lamps, 3–door model/5–door model



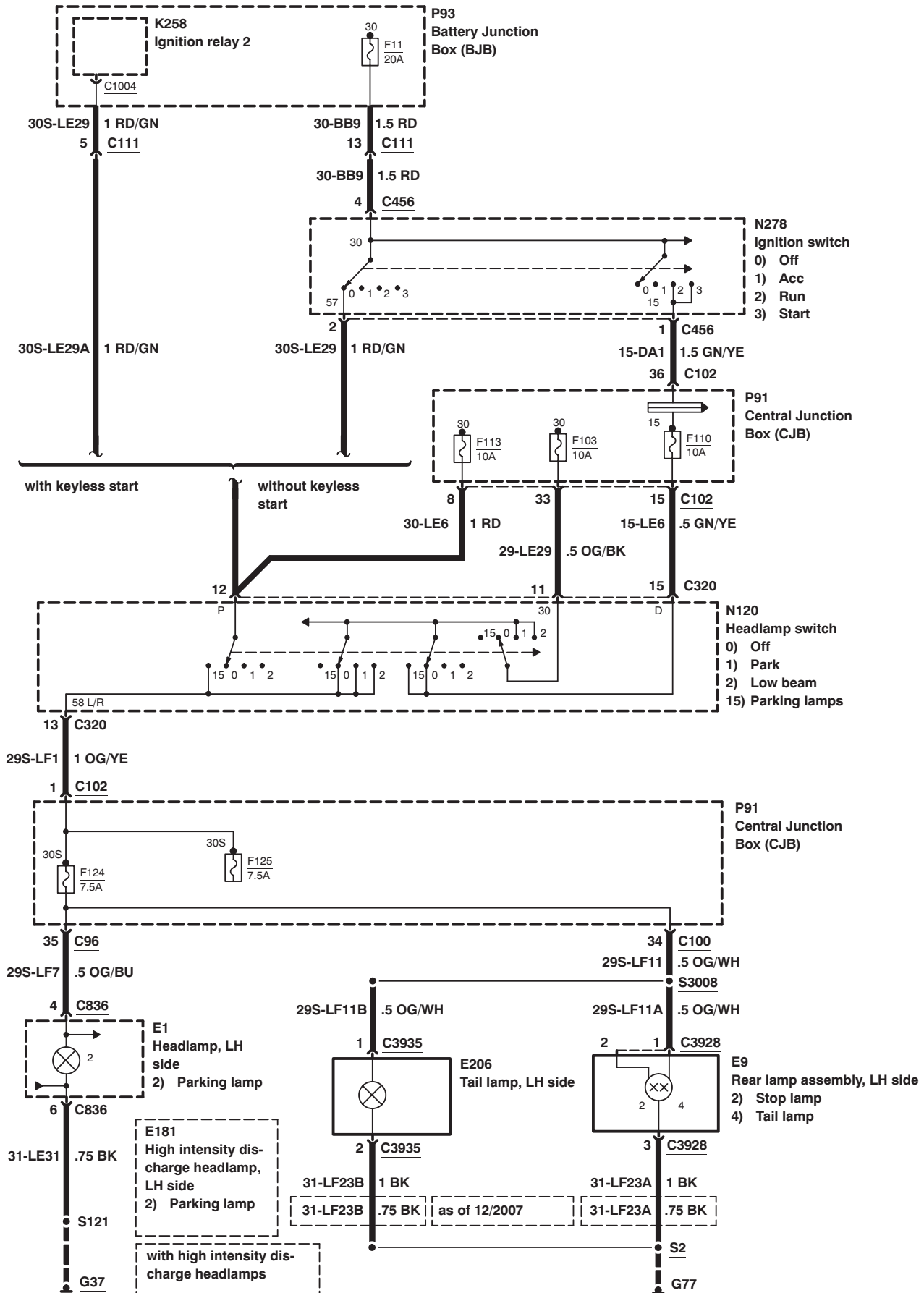
Exterior Lighting – Position and Parking Lamps, with daytime running lamps, 4-door model



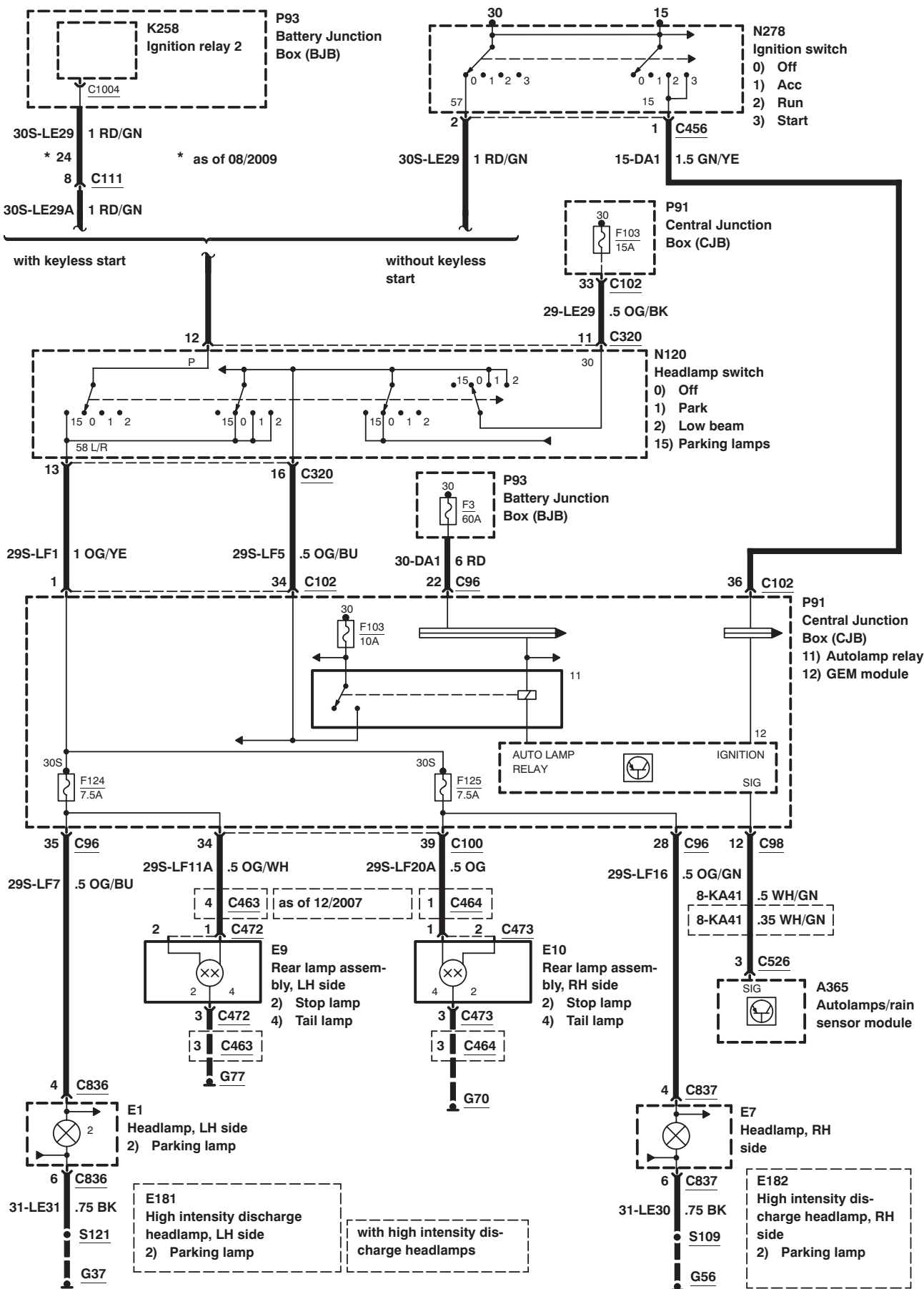
Exterior Lighting – Position and Parking Lamps, with daytime running lamps, convertible



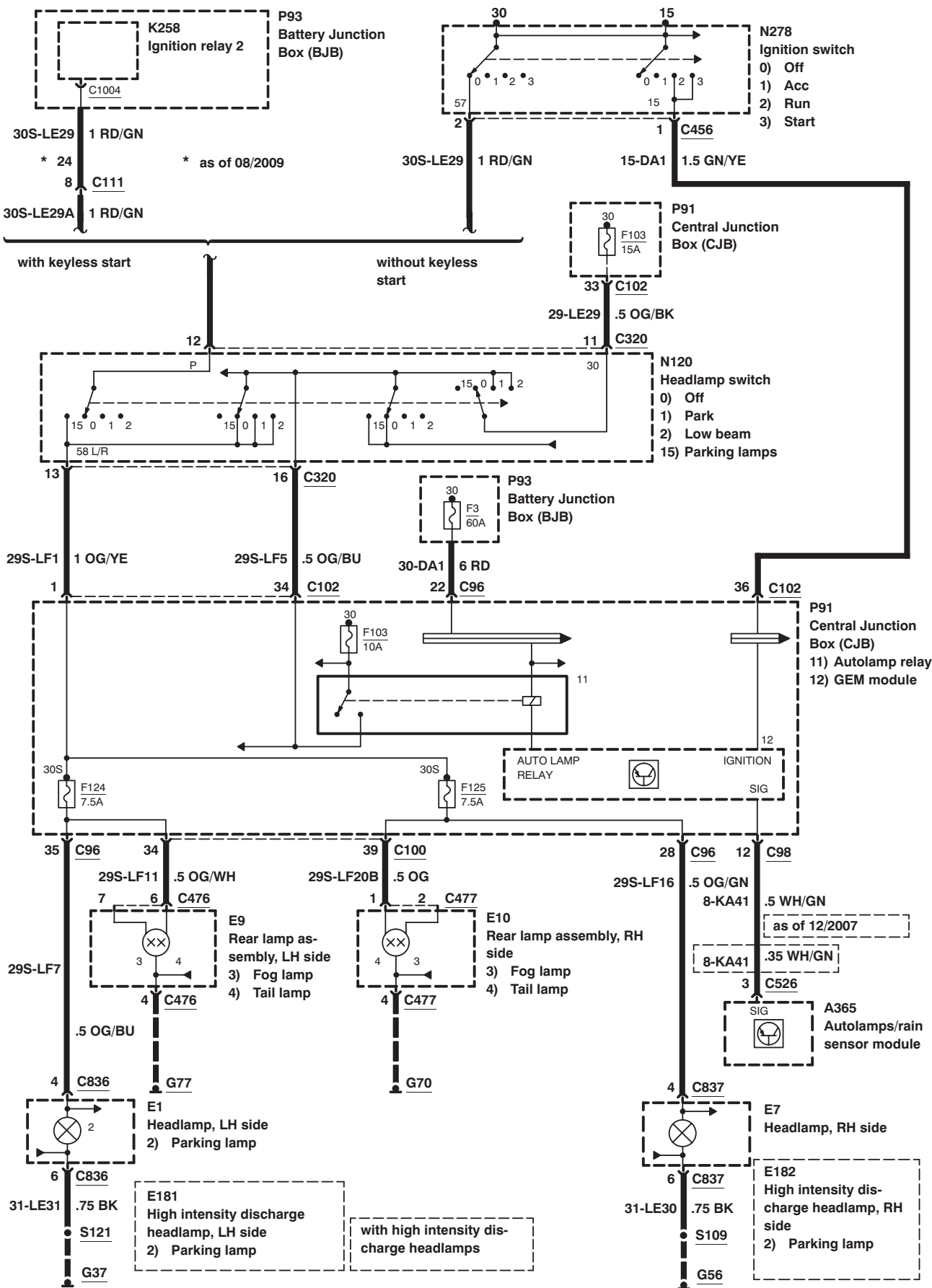
Exterior Lighting – Position and Parking Lamps, with daytime running lamps, convertible



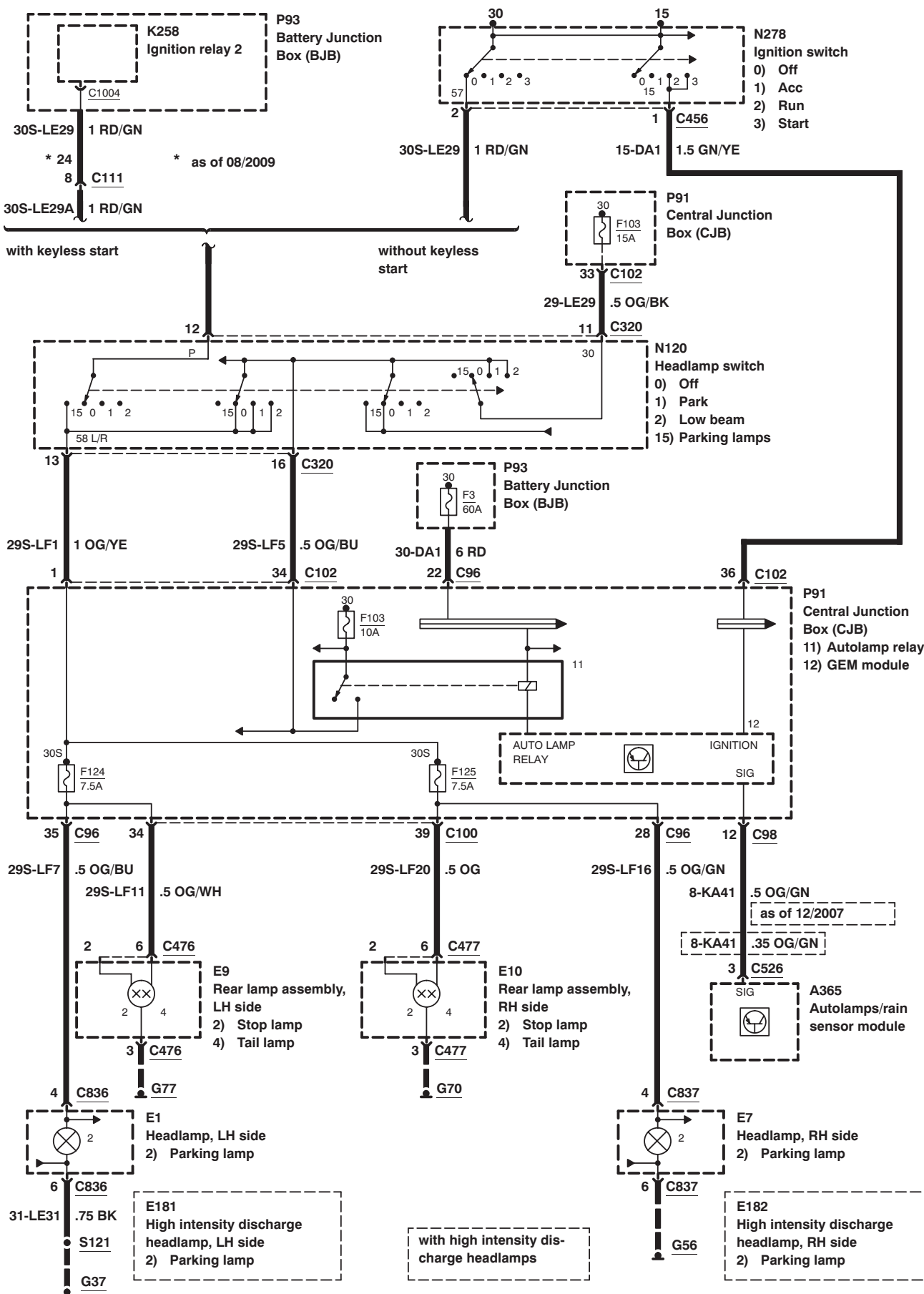
Exterior Lighting – Position and Parking Lamps, with autolamps, 3–door model/5–door model



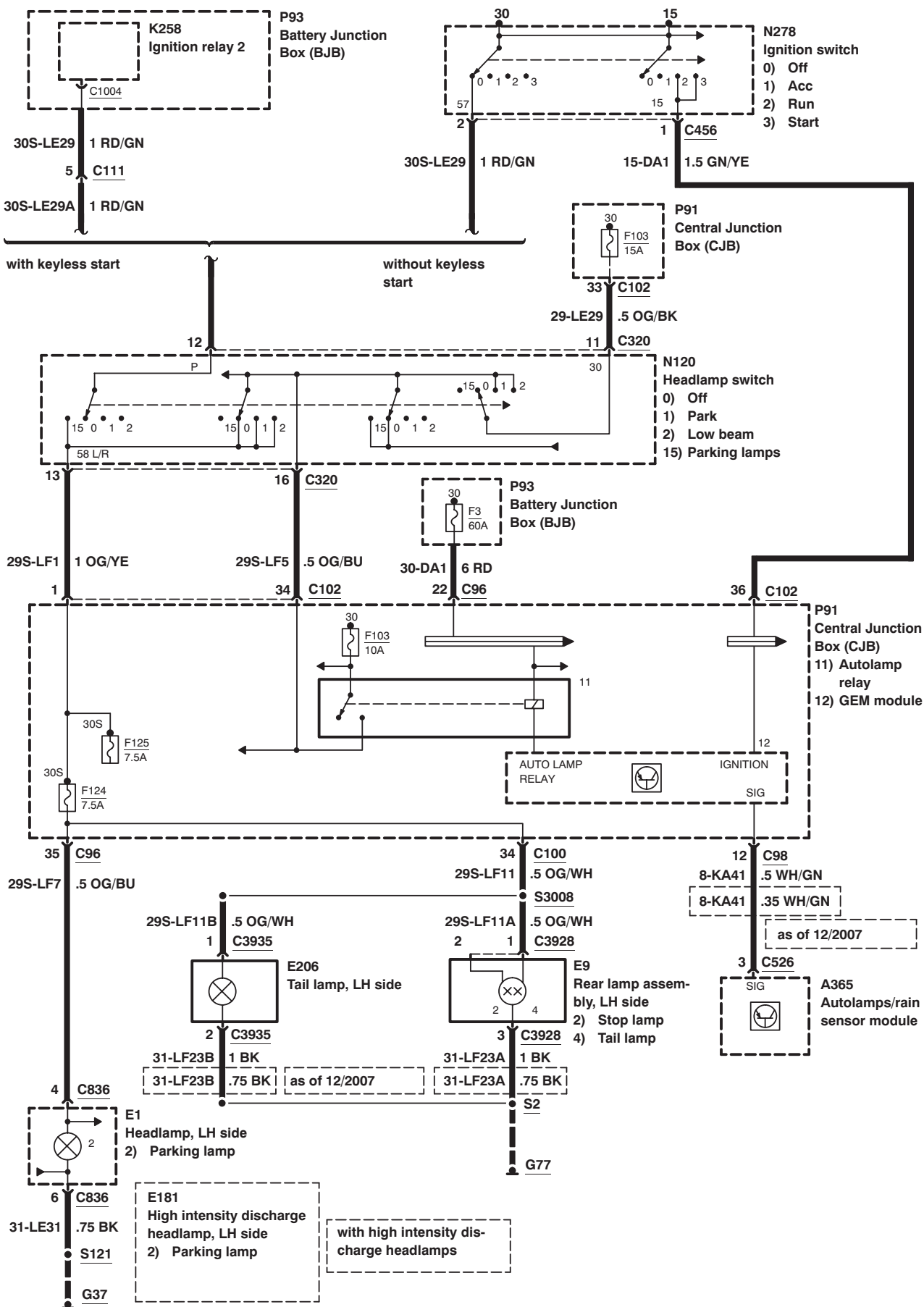
Exterior Lighting – Position and Parking Lamps, with autolamps, 4–door model



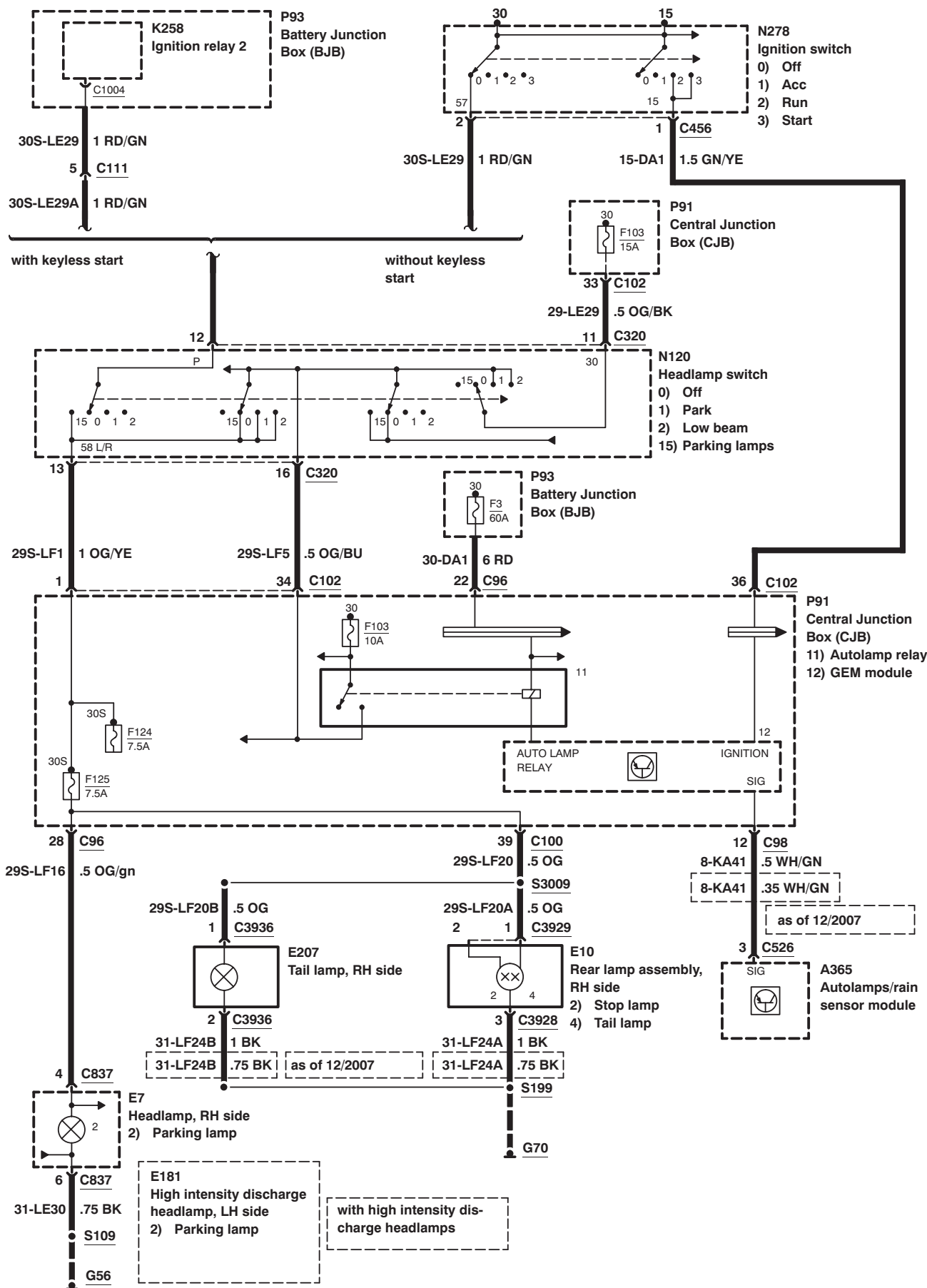
Exterior Lighting – Position and Parking Lamps, with autolamps, wagon



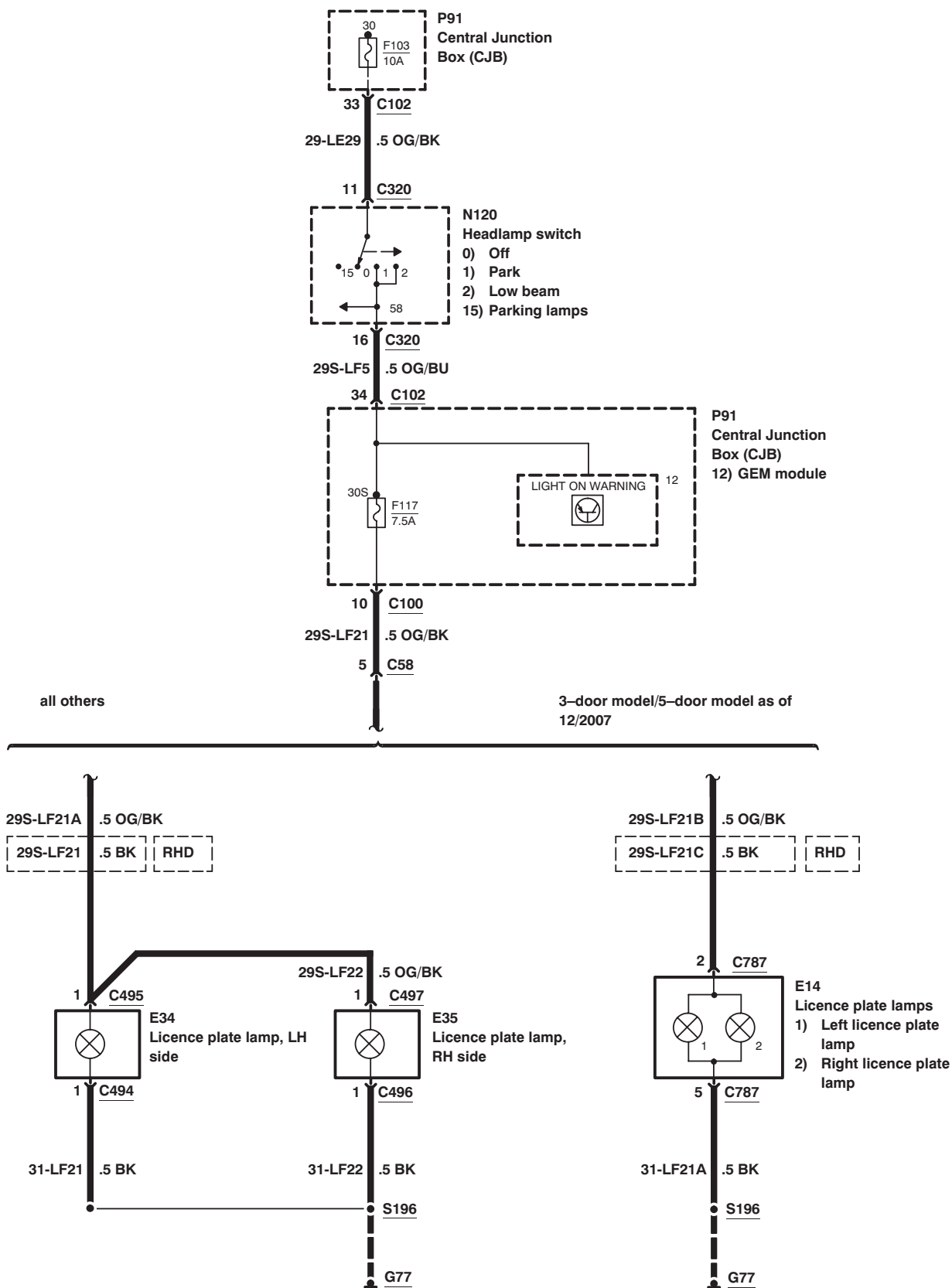
Exterior Lighting – Position and Parking Lamps, with autolamps, convertible



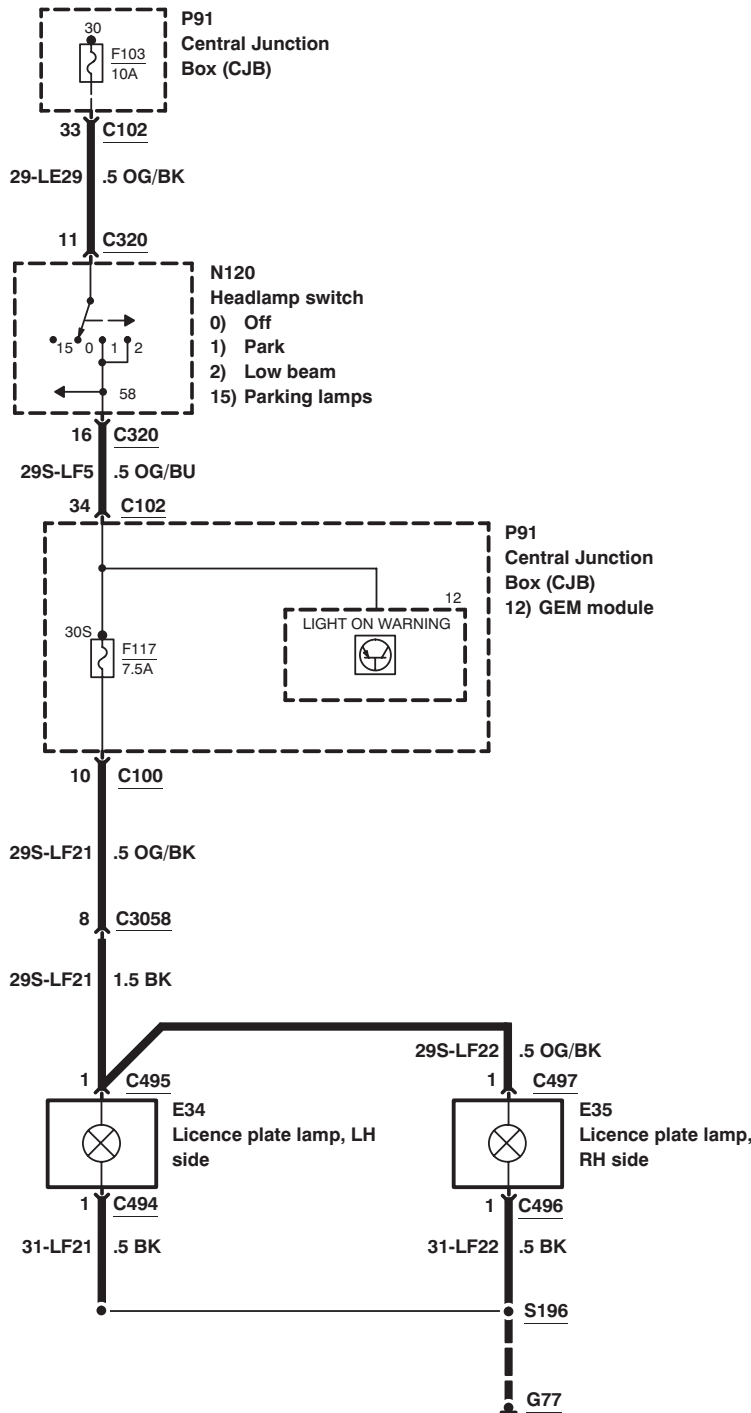
Exterior Lighting – Position and Parking Lamps, with autolamps, convertible



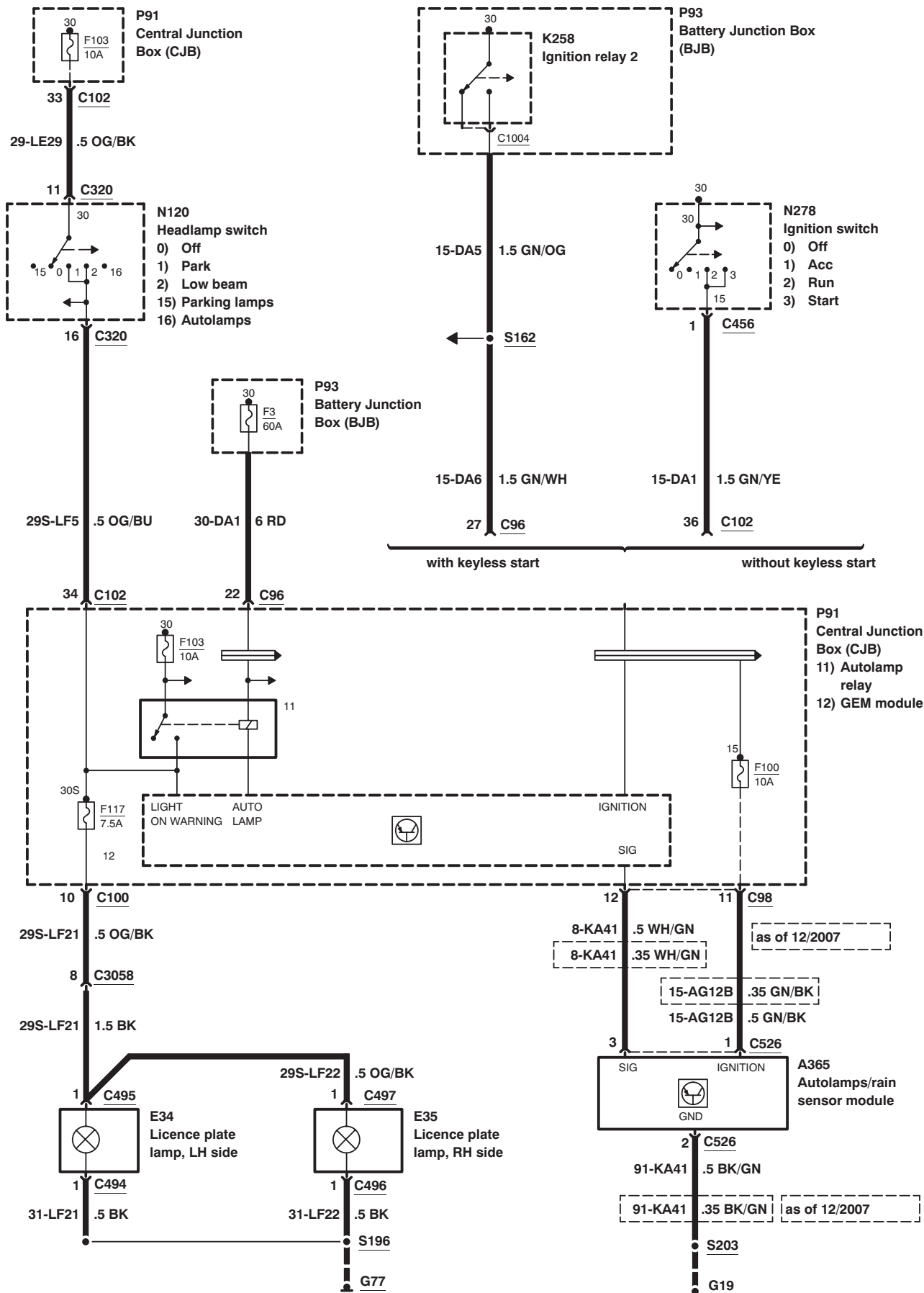
Exterior Lighting – Licence Plate Illumination, without daytime running lamps, except convertible



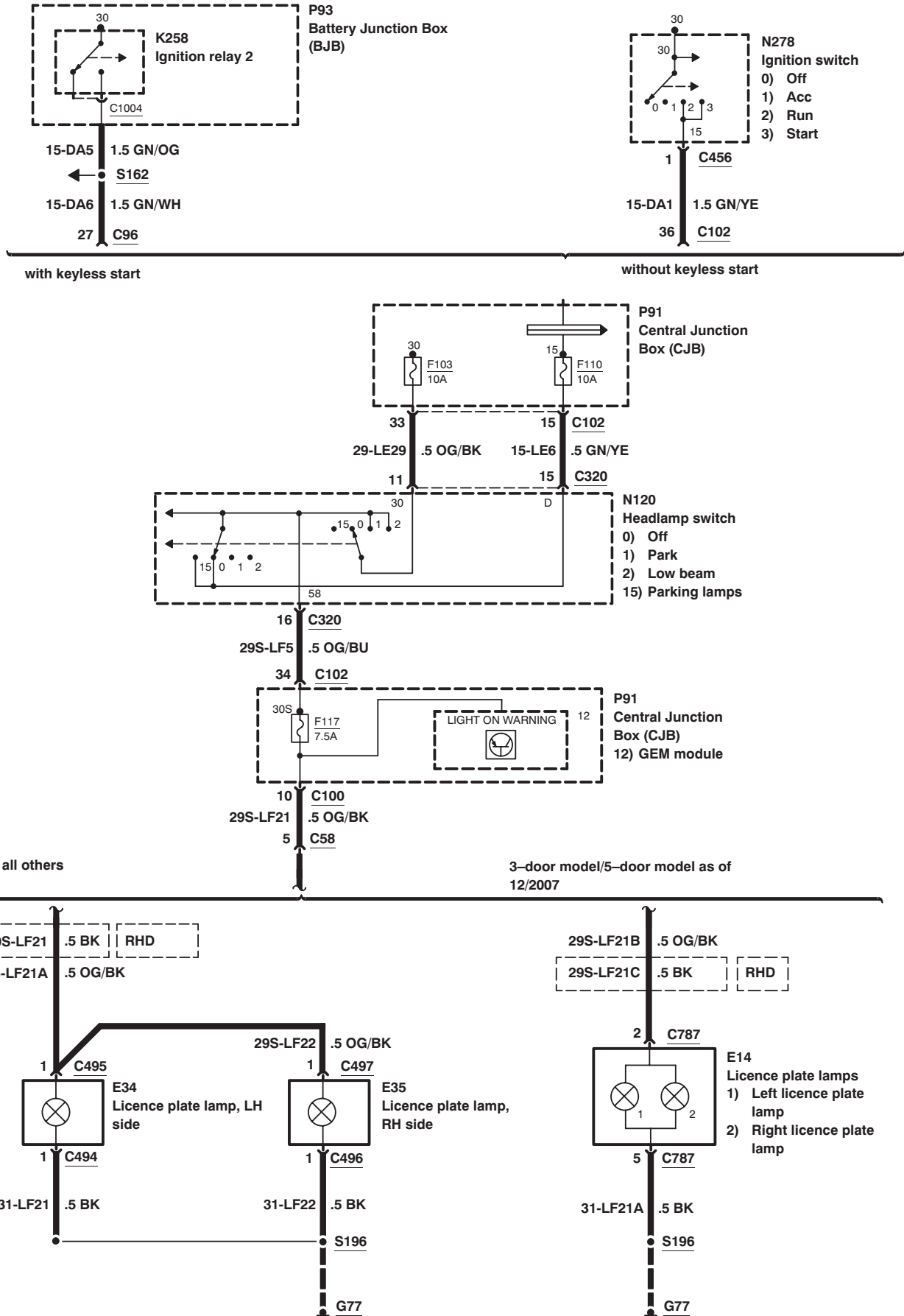
Exterior Lighting – Licence Plate Illumination, without daytime running lamps, convertible



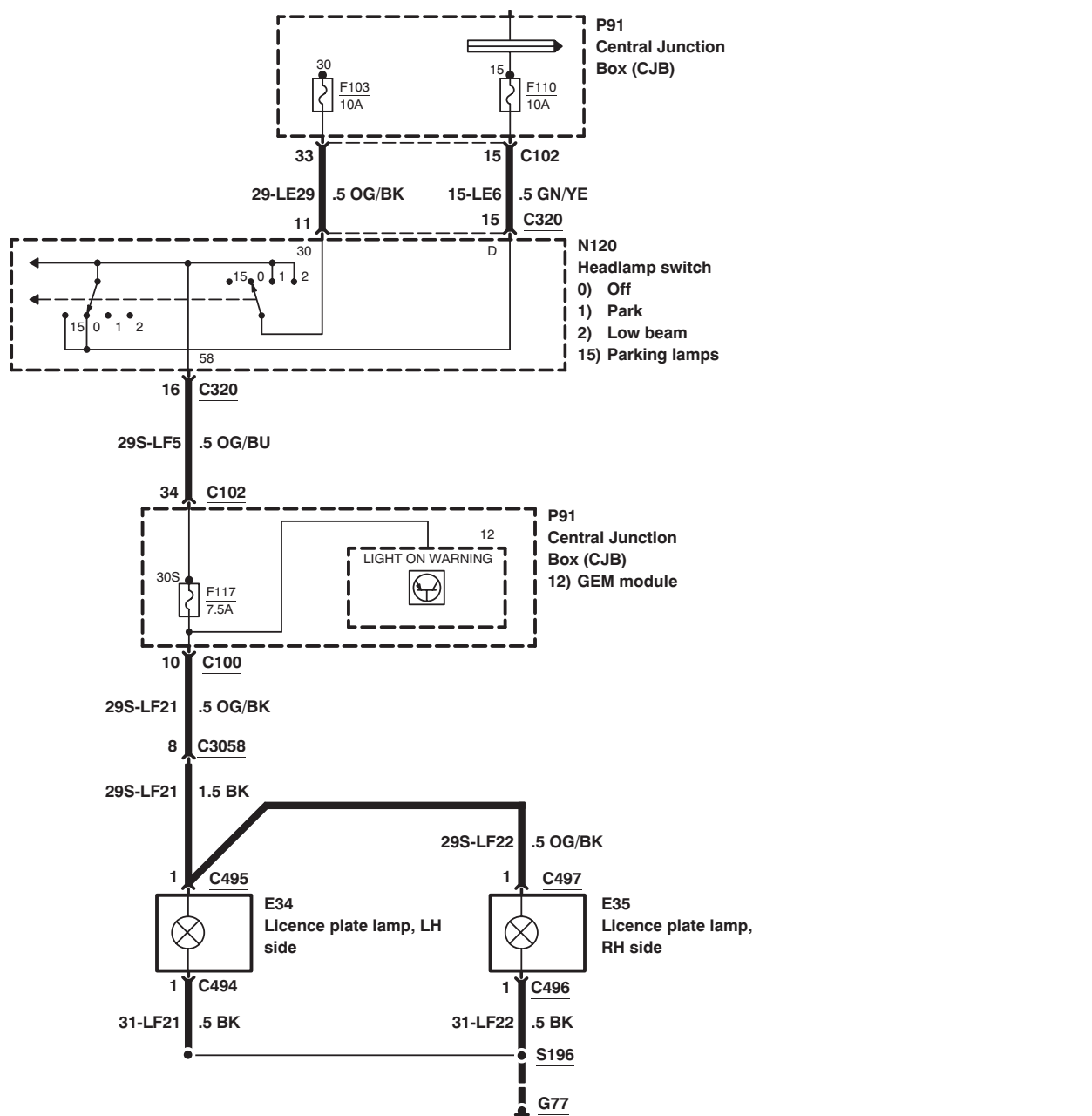
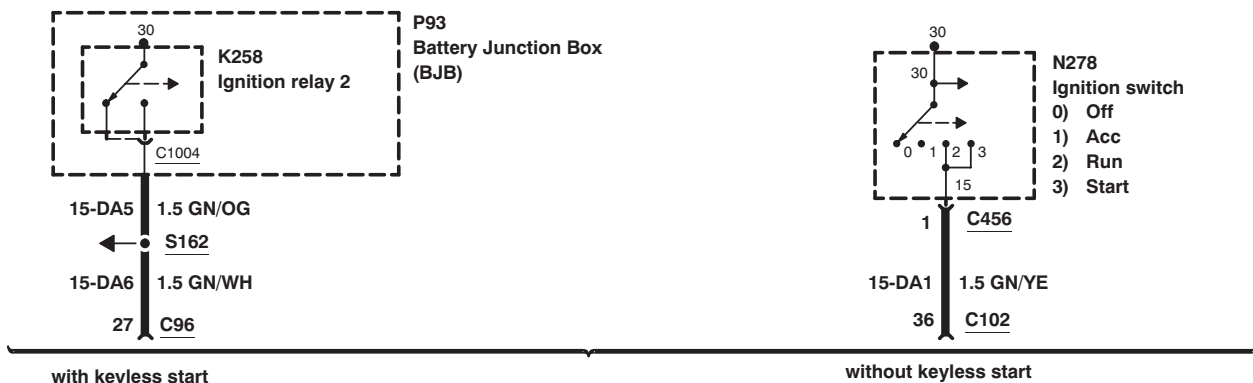
Exterior Lighting – Licence Plate Illumination, with autolamps, convertible



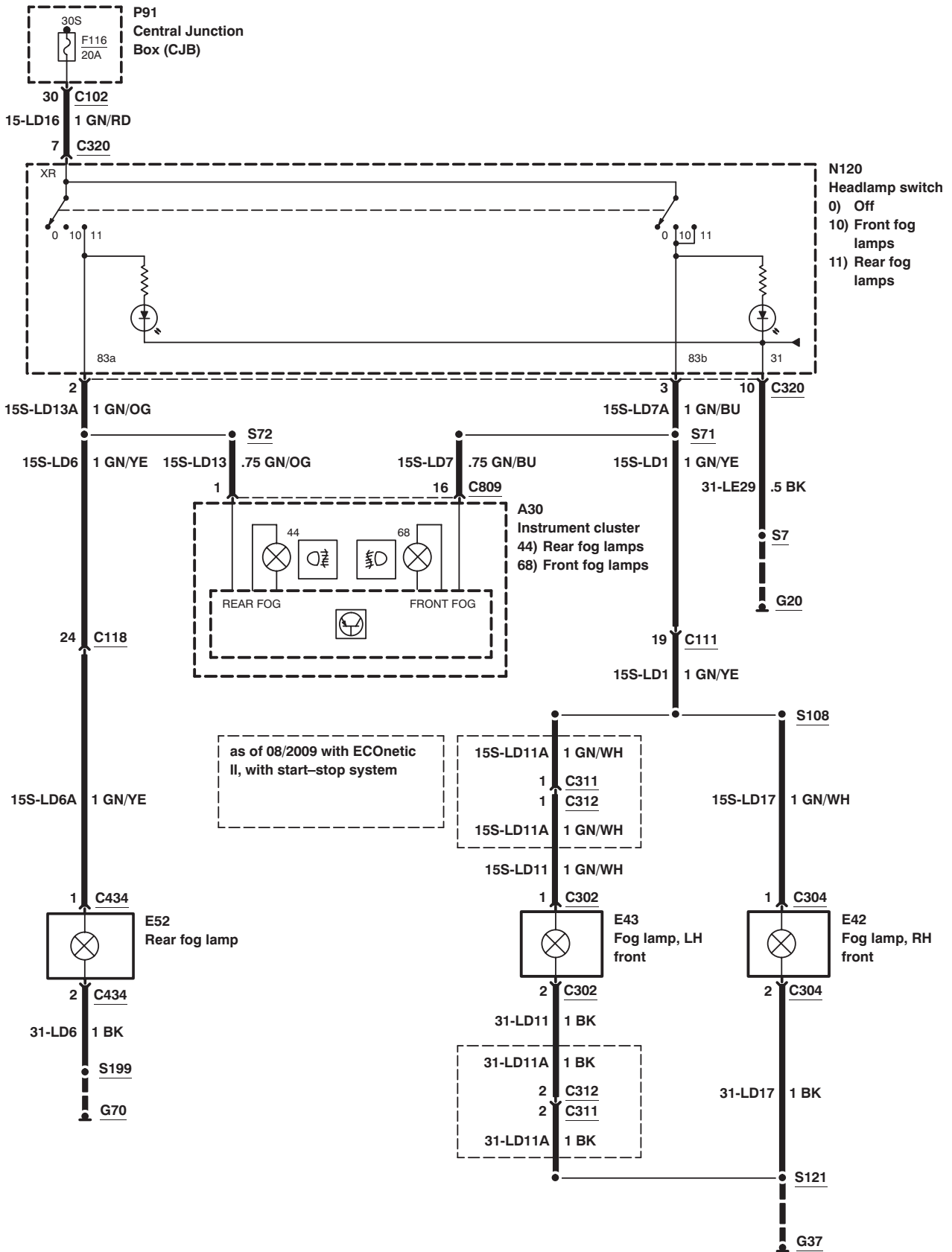
Exterior Lighting – Licence Plate Illumination, with daytime running lamps, except convertible



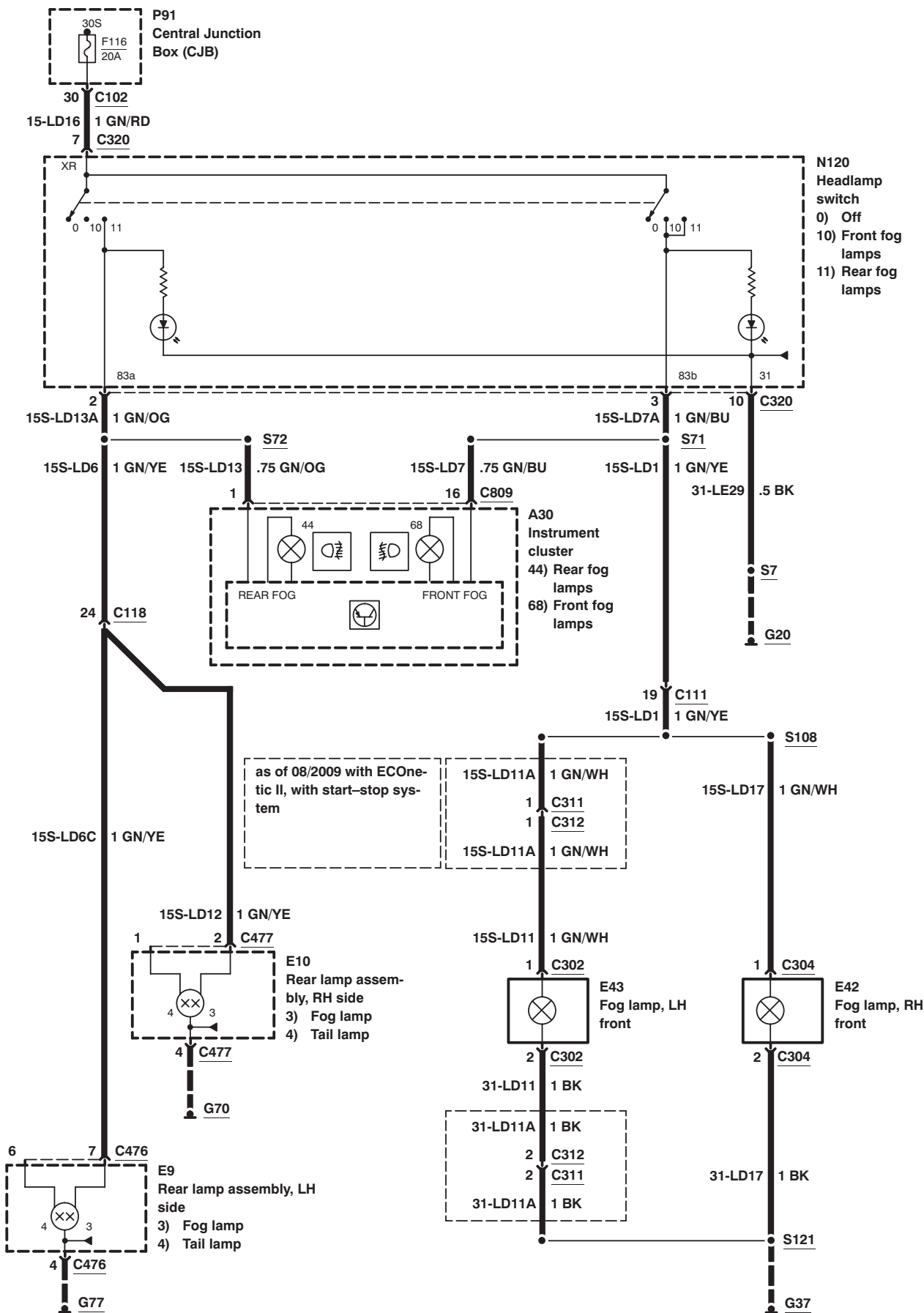
Exterior Lighting – Licence Plate Illumination, with daytime running lamps, convertible



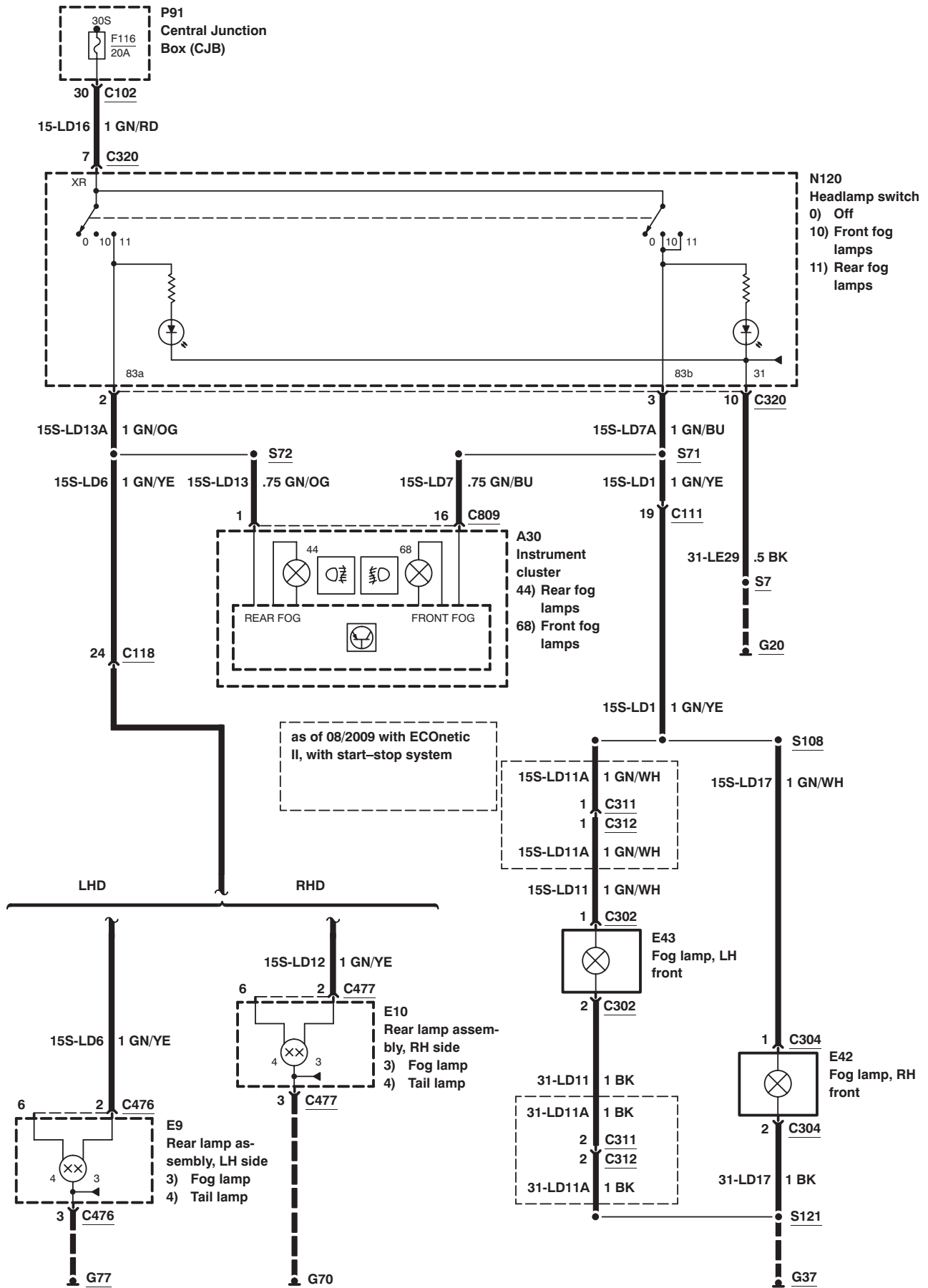
Exterior Lighting – Fog lamps, 3–door model/5–door model



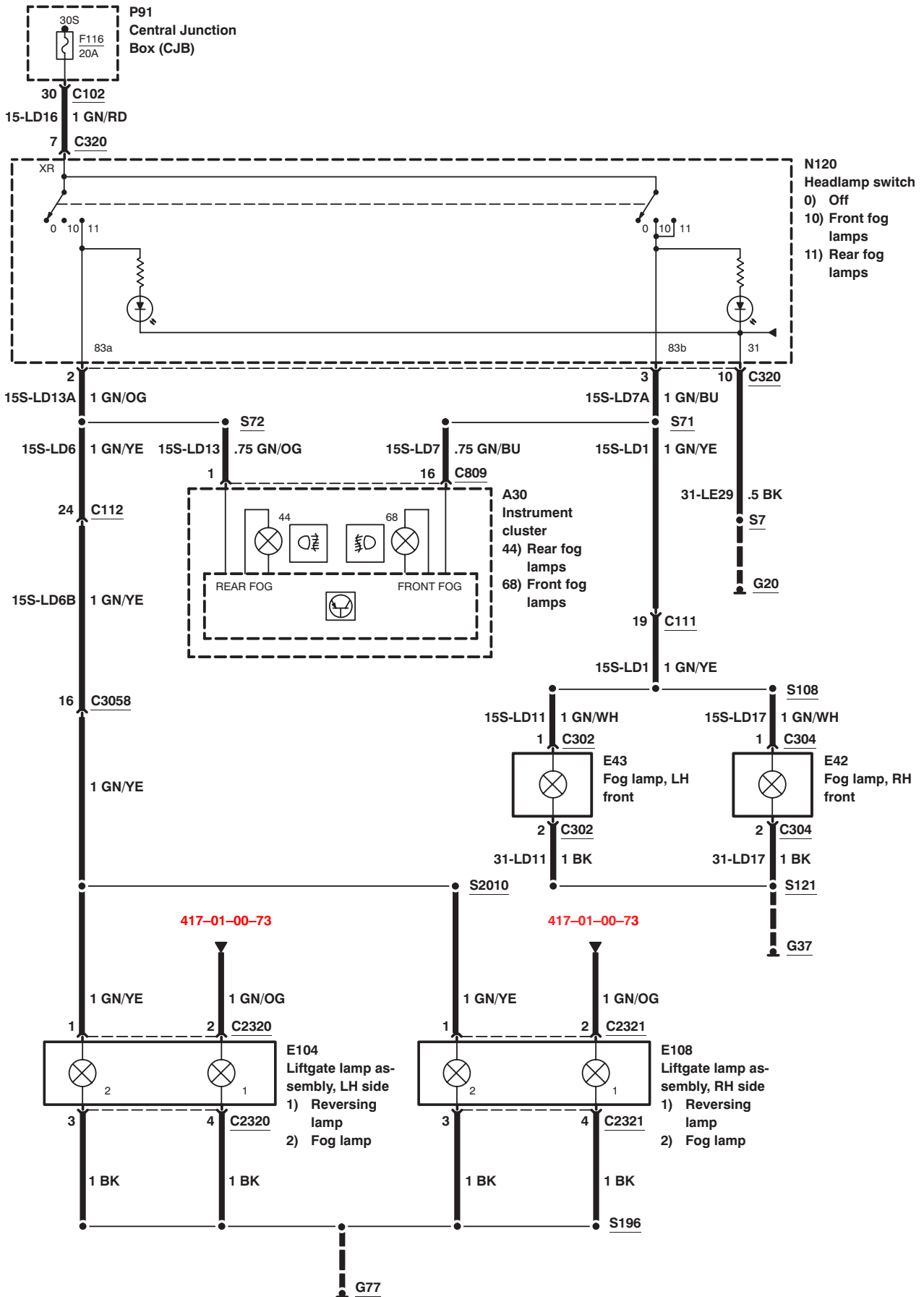
Exterior Lighting – Fog lamps, 4-door model



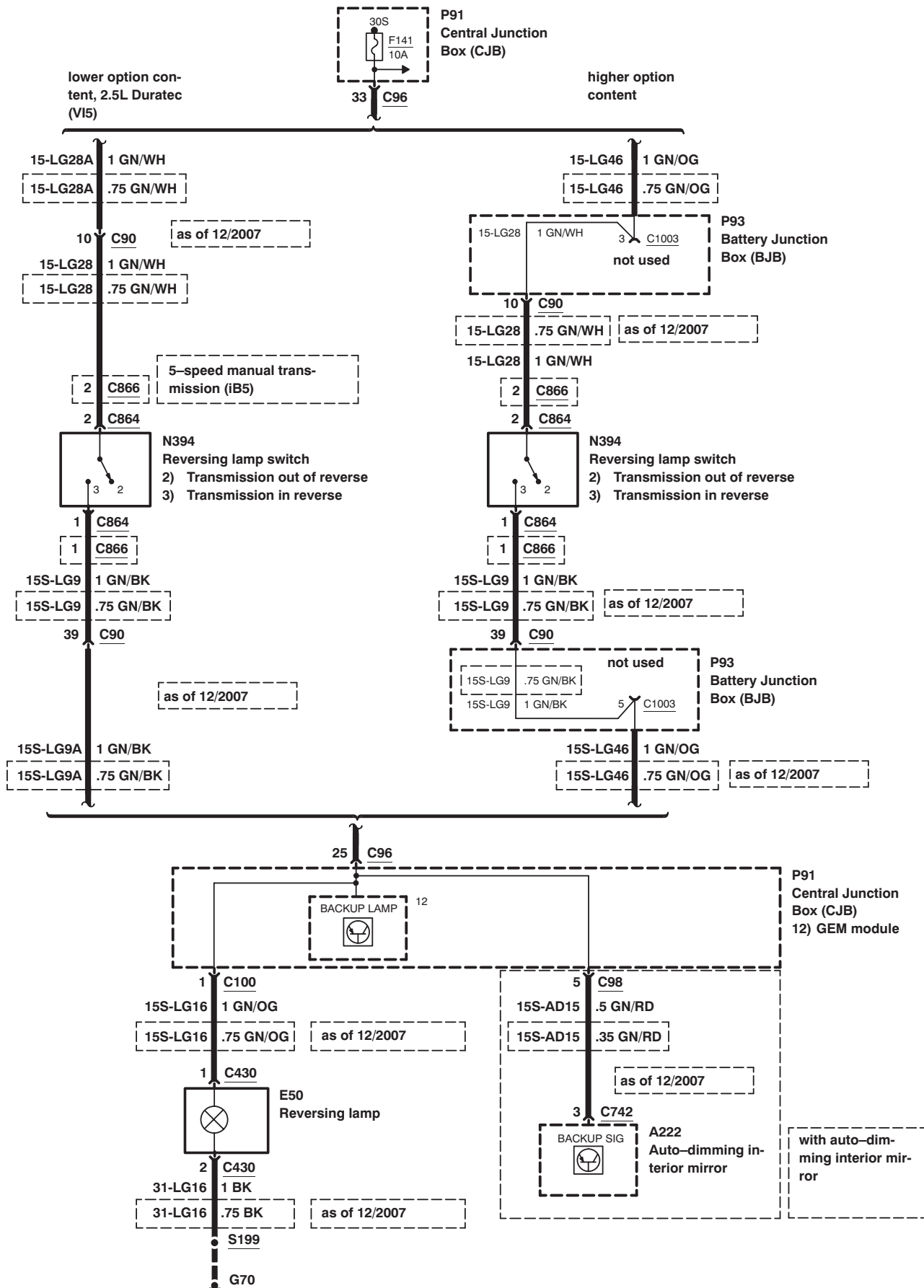
Exterior Lighting – Fog lamps, wagon



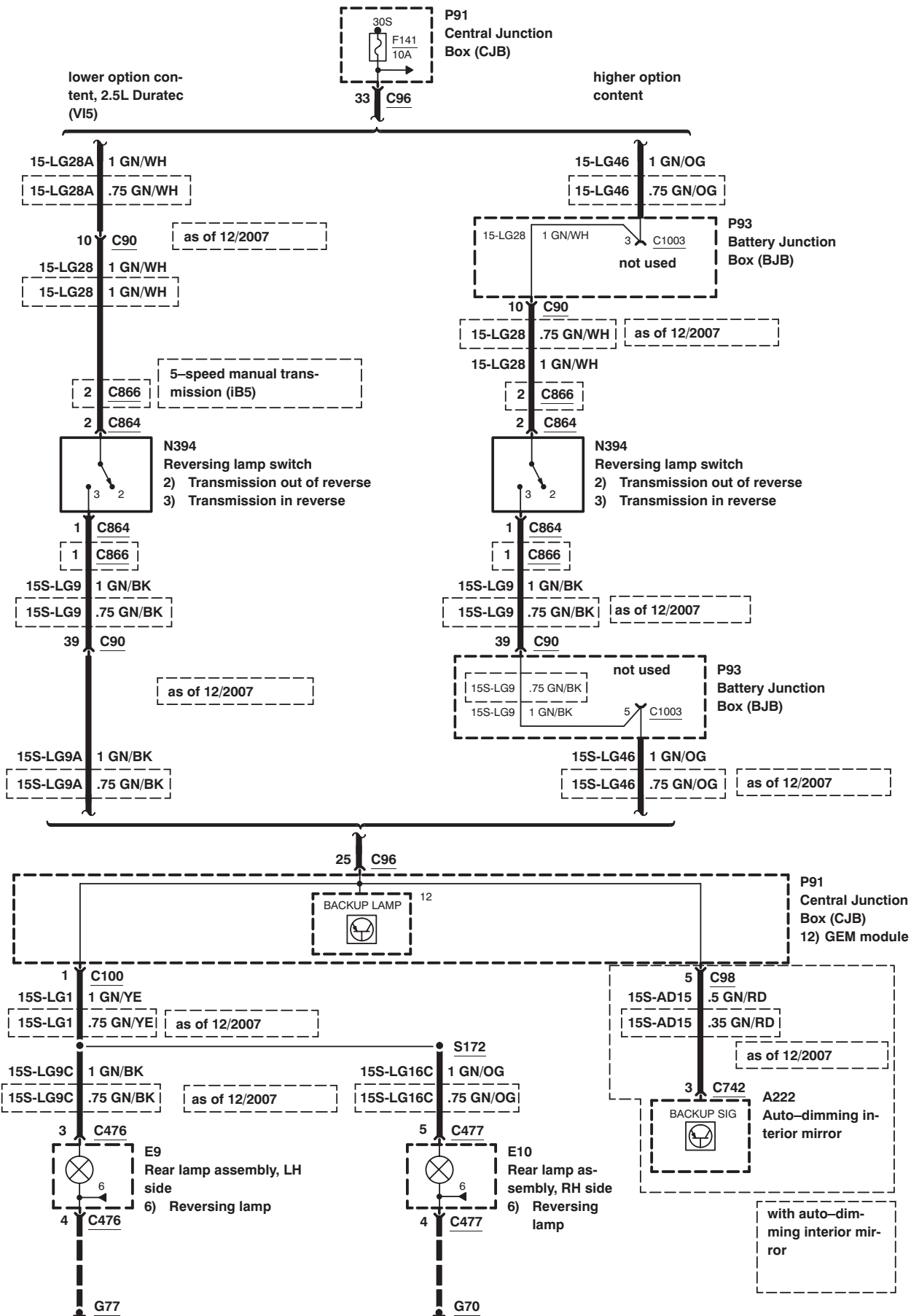
Exterior Lighting – Fog lamps, convertible



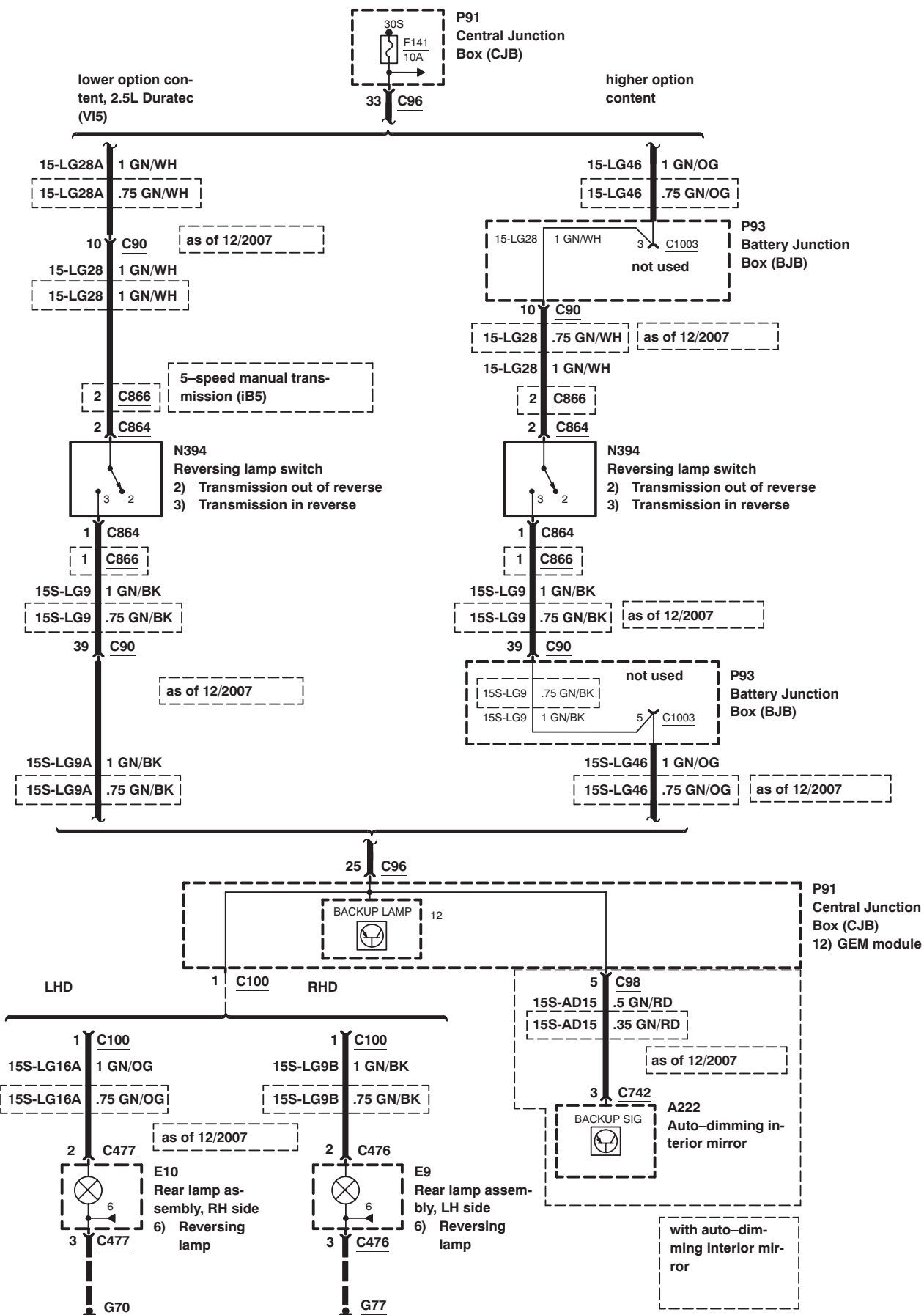
Exterior Lighting – Reversing lamps, manual transmission, 3–door model/5–door model



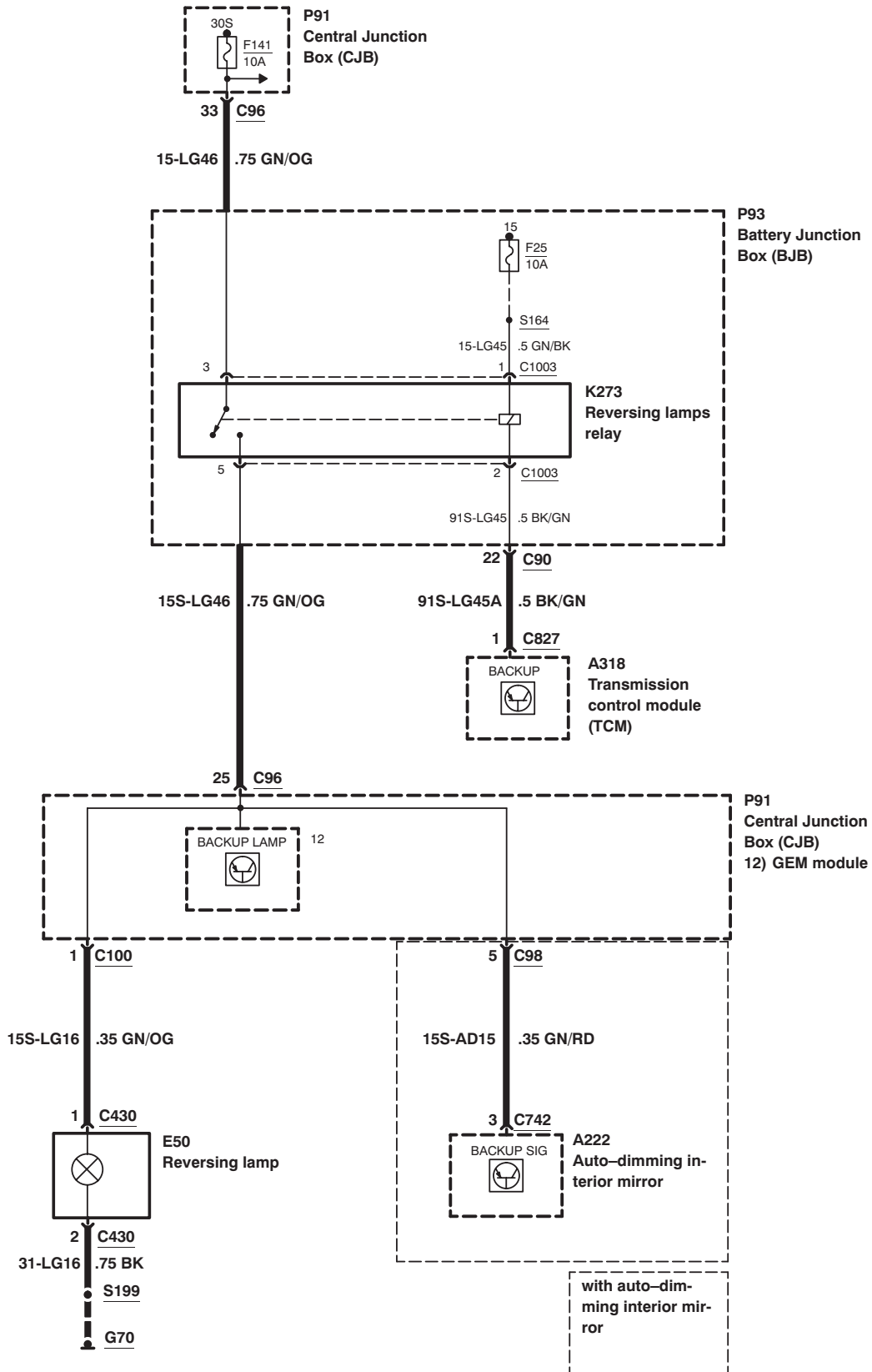
Exterior Lighting – Reversing lamps, manual transmission, 4–door model



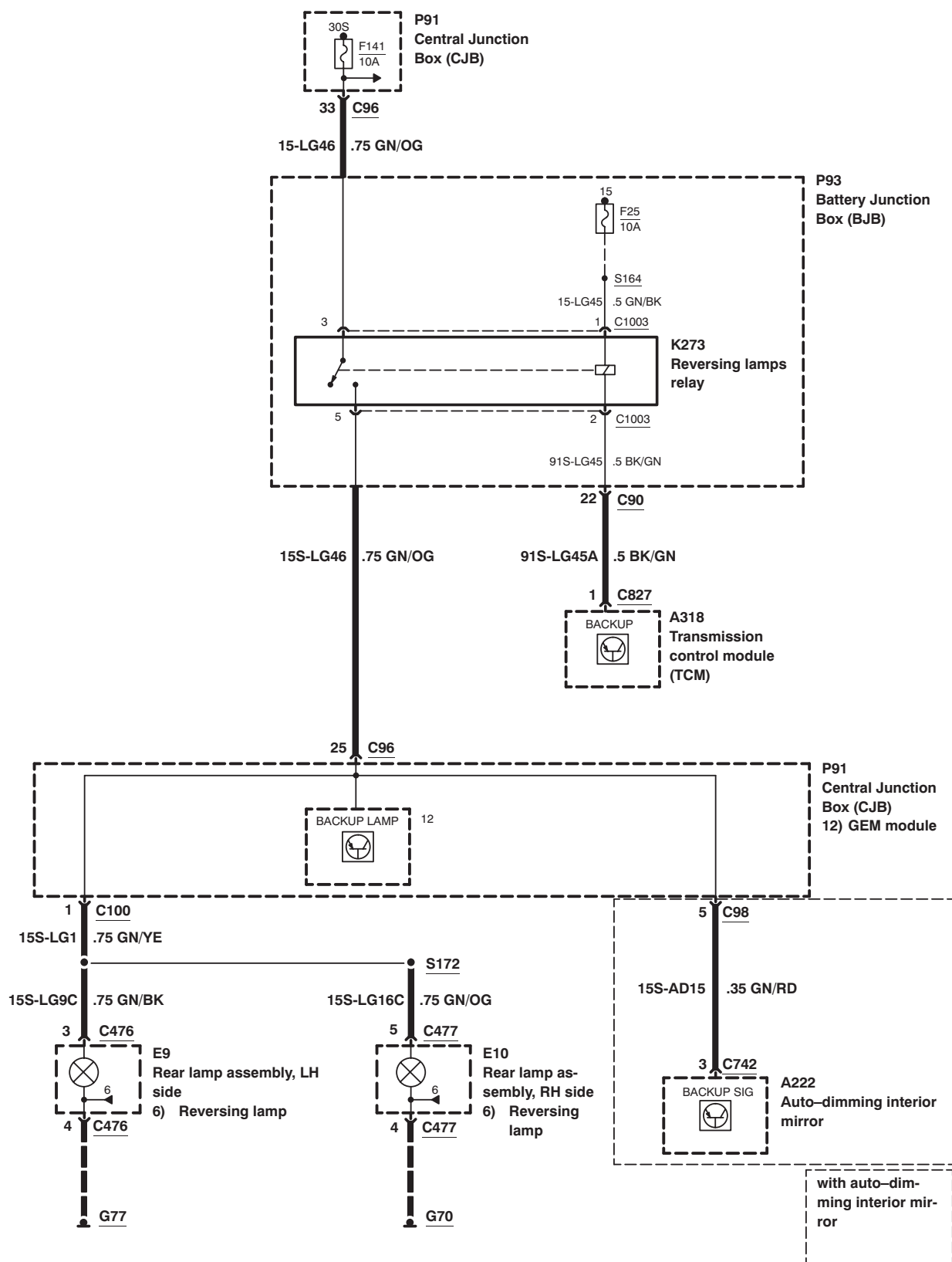
Exterior Lighting – Reversing lamps, manual transmission, wagon



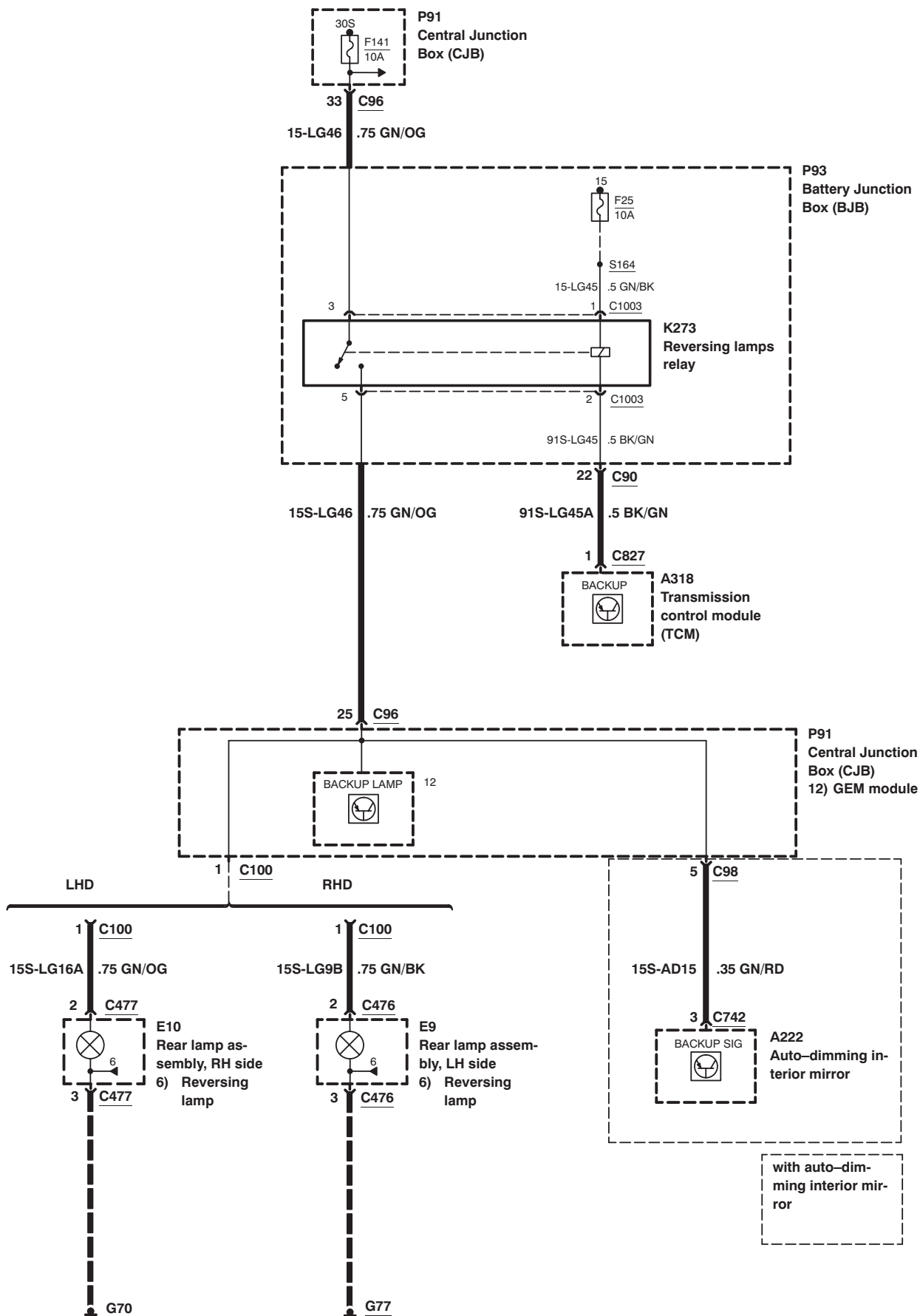
Exterior Lighting – Reversing lamps, manual transmission (MPS6), 3-door model/5-door model



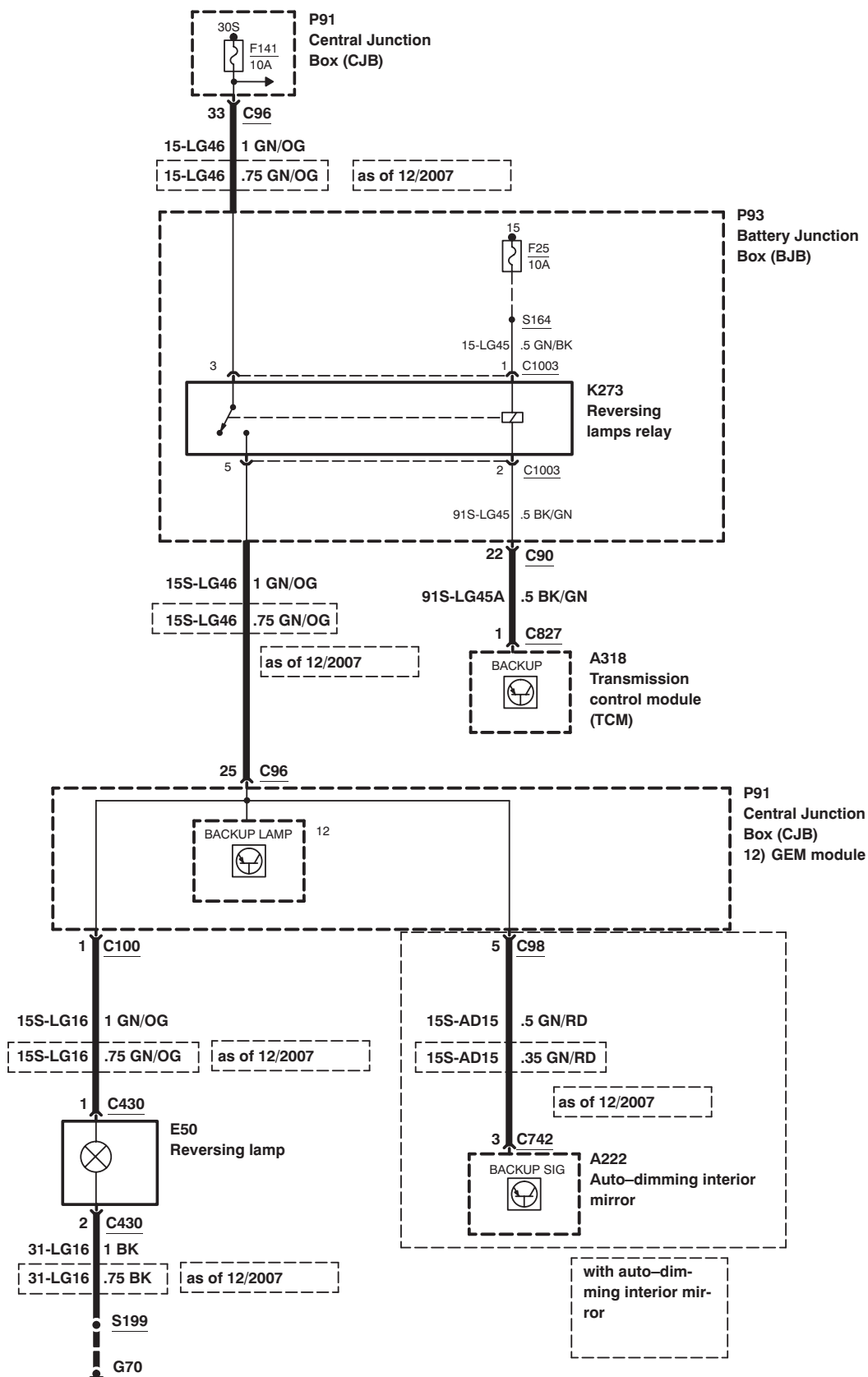
Exterior Lighting – Reversing lamps, manual transmission (MPS6), 4-door model



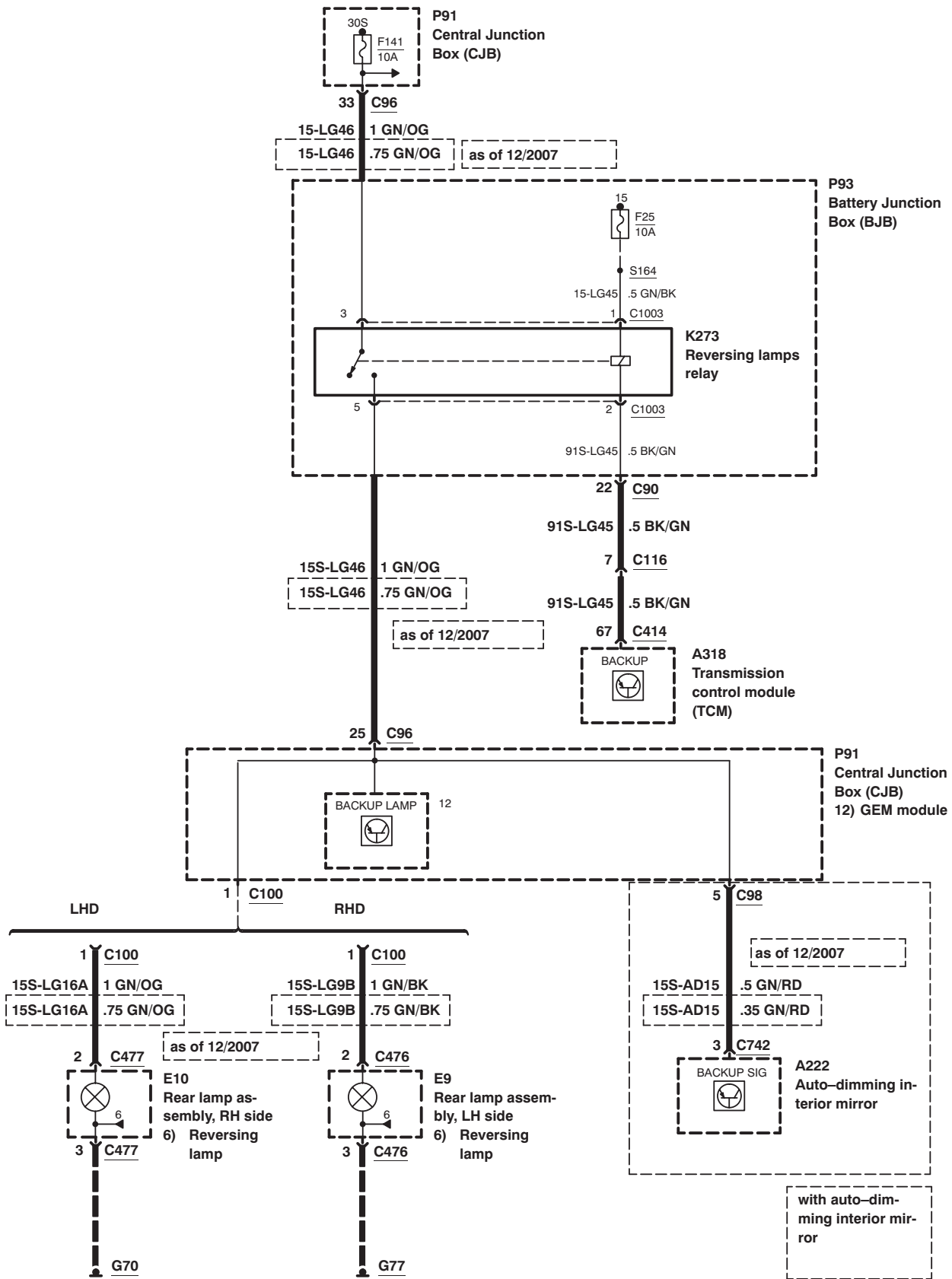
Exterior Lighting – Reversing lamps, manual transmission (MPS6), wagon



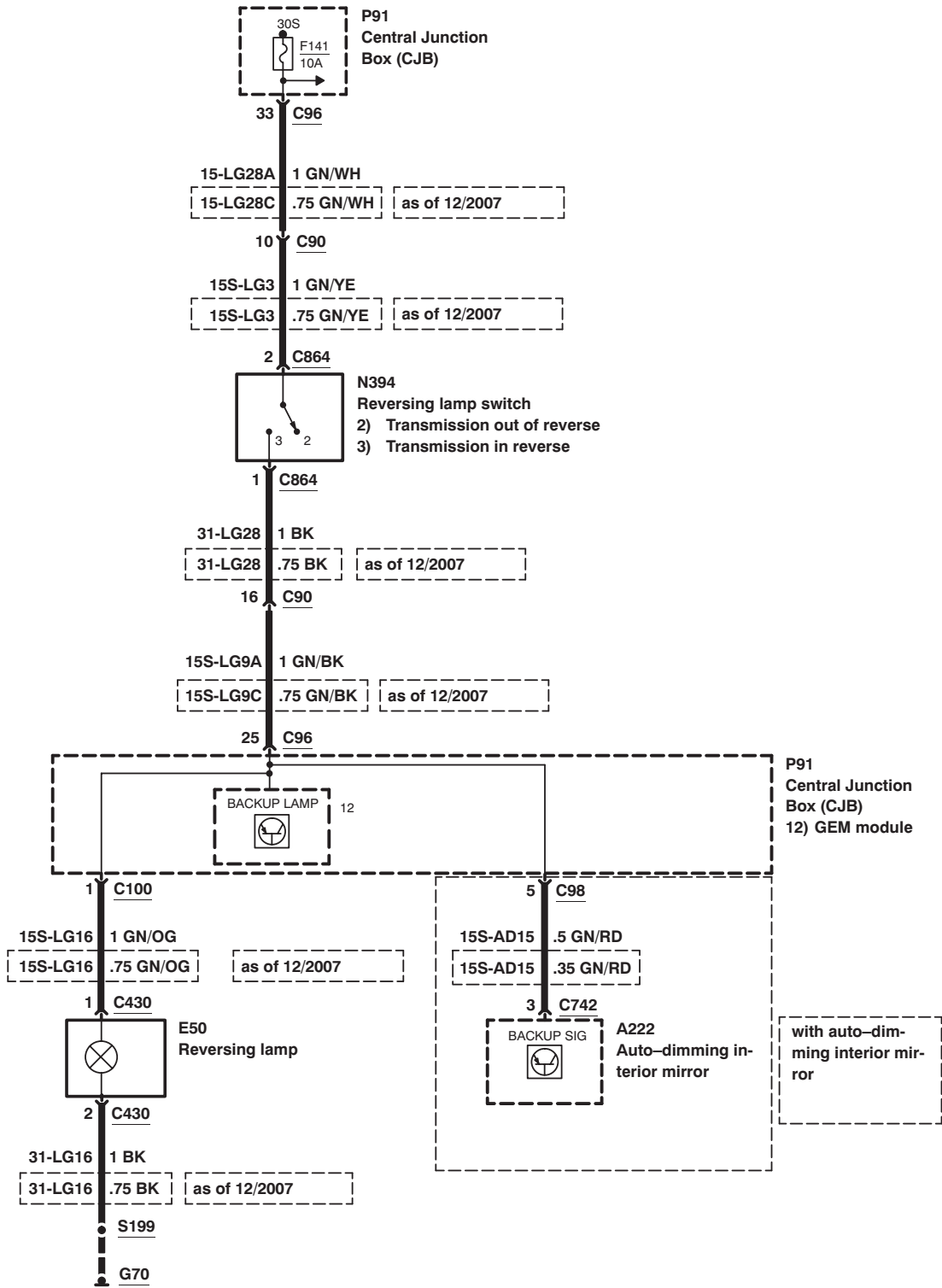
Exterior Lighting – Reversing lamps, automatic transmission, 3-door model/5-door model



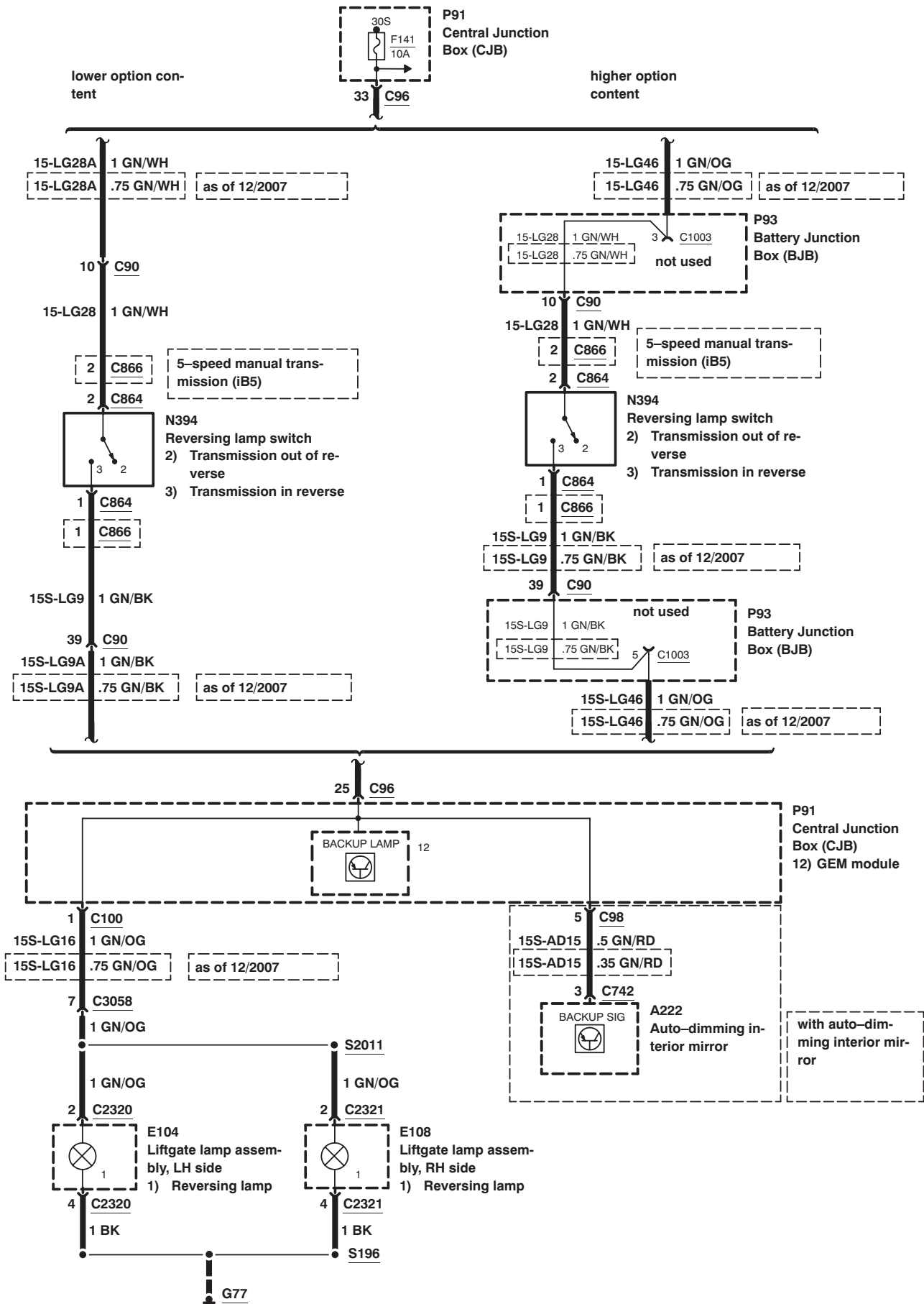
Exterior Lighting – Reversing lamps, automatic transmission, wagon



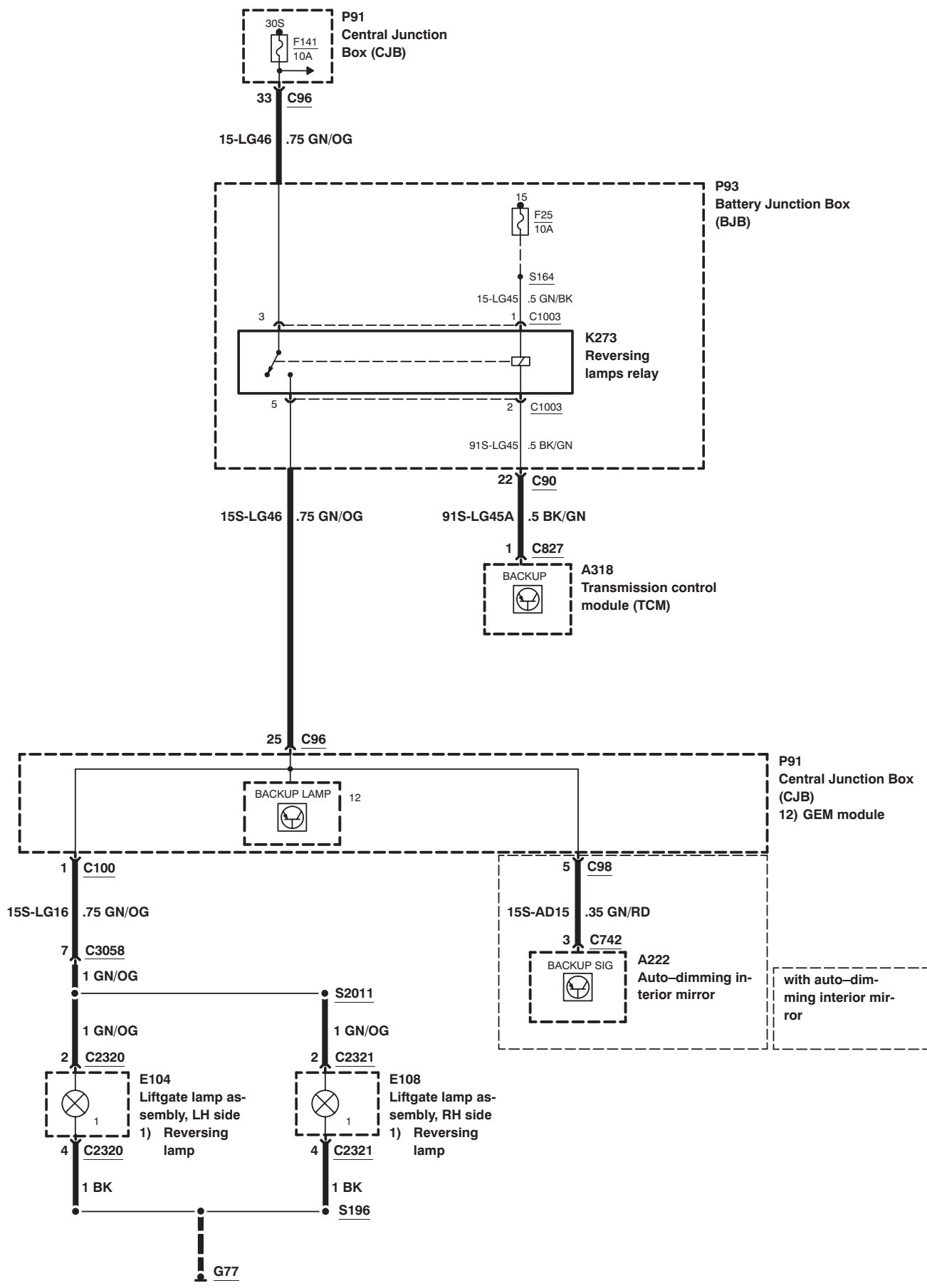
Exterior Lighting – Reversing lamps, manual transmission, 2.5L Duratec (VI5)



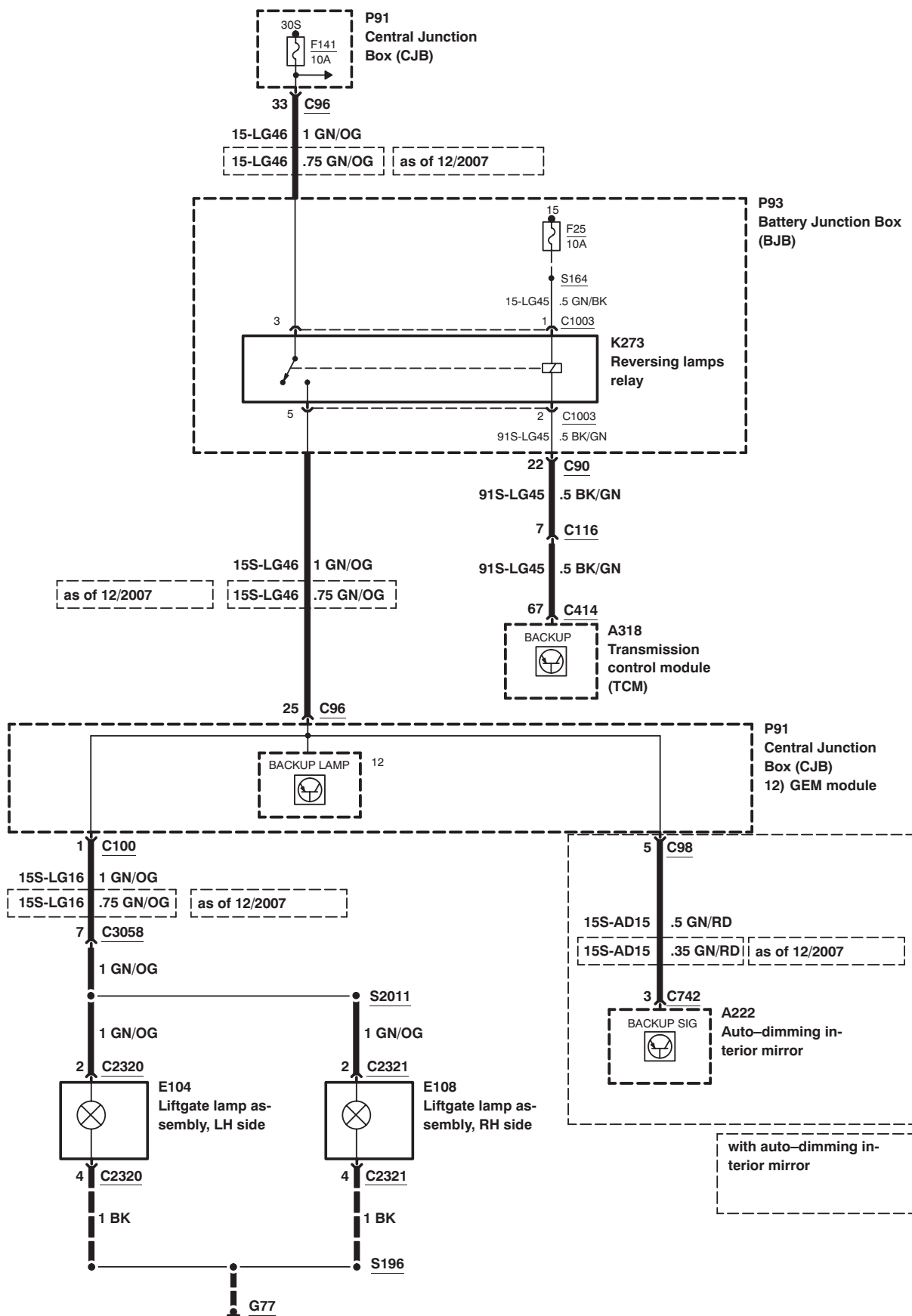
Exterior Lighting – Reversing lamps, manual transmission, convertible



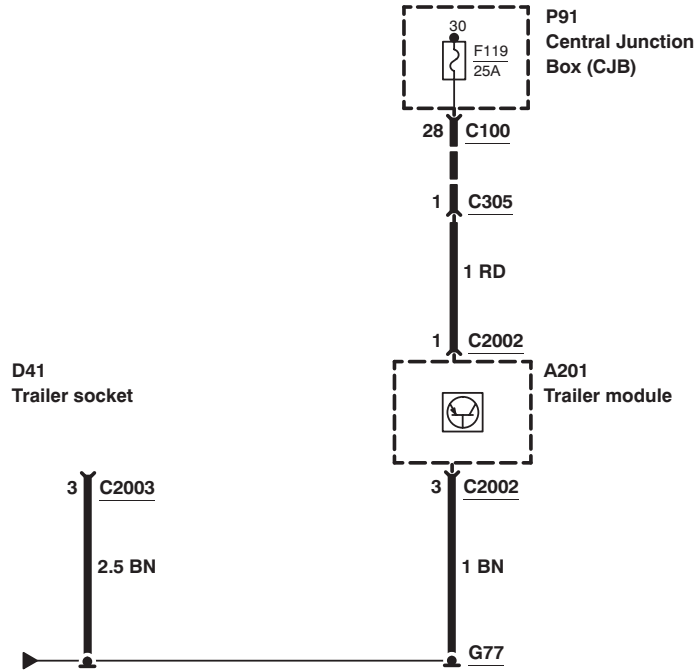
Exterior Lighting – Reversing lamps, manual transmission (MPS6), convertible



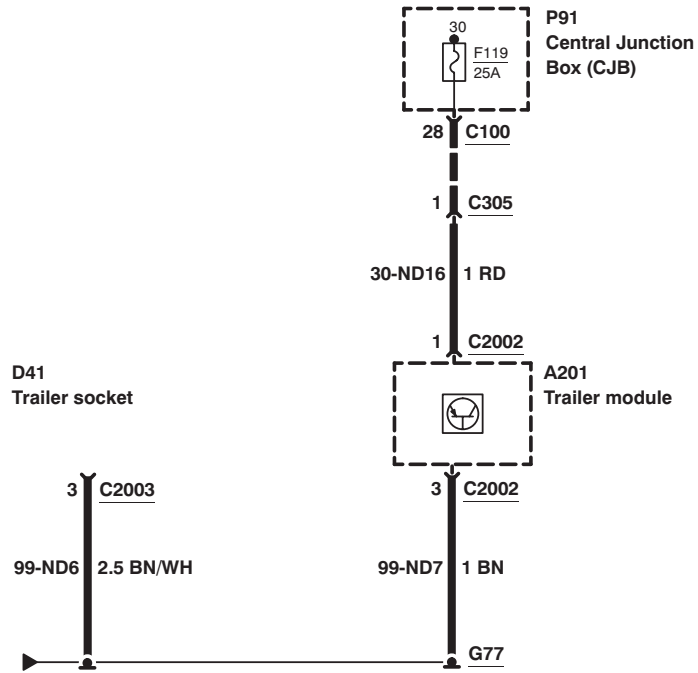
Exterior Lighting – Reversing lamps, automatic transmission, convertible



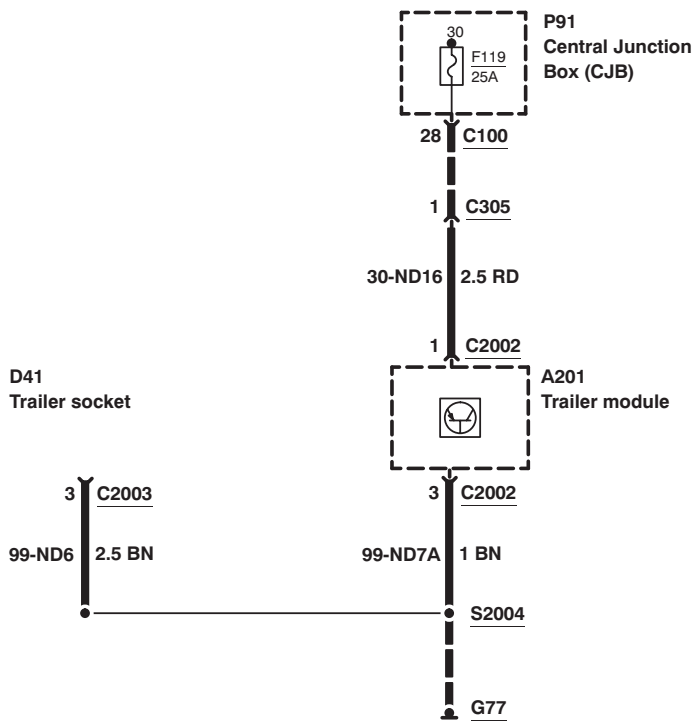
Exterior Lighting – Trailer socket, with 7–pin trailer socket, 3–door model/5–door model



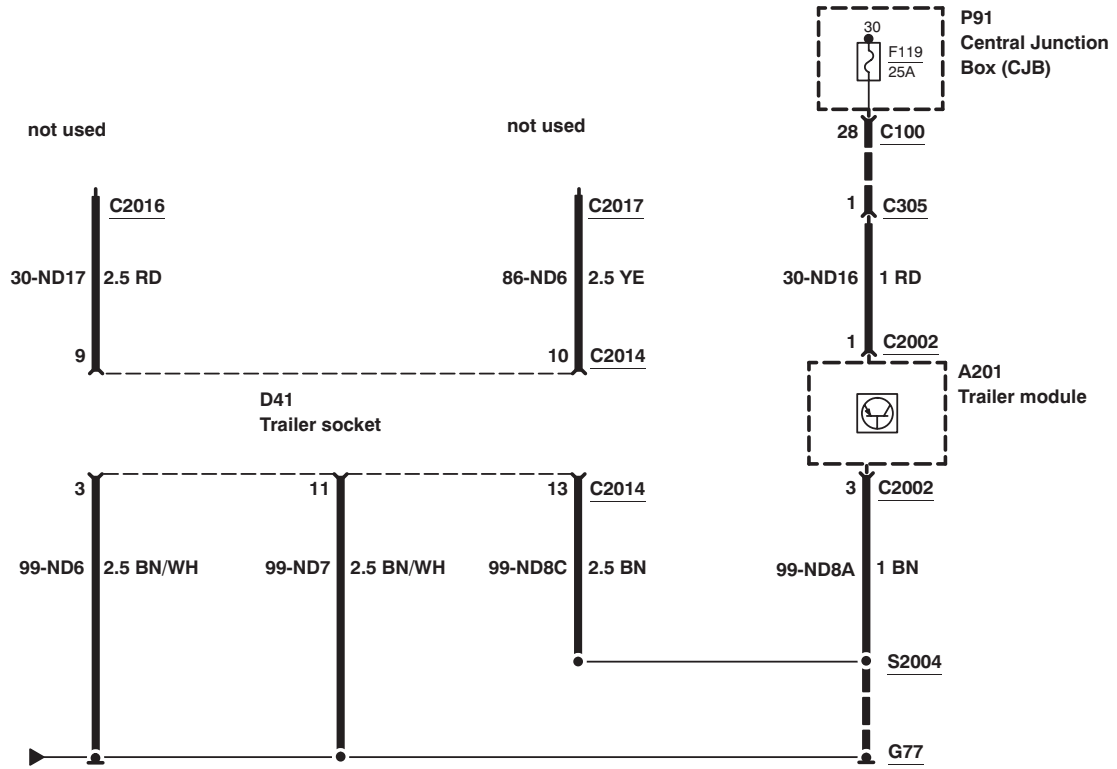
Exterior Lighting – Trailer socket, with 7-pin trailer socket, 4-door model, wagon



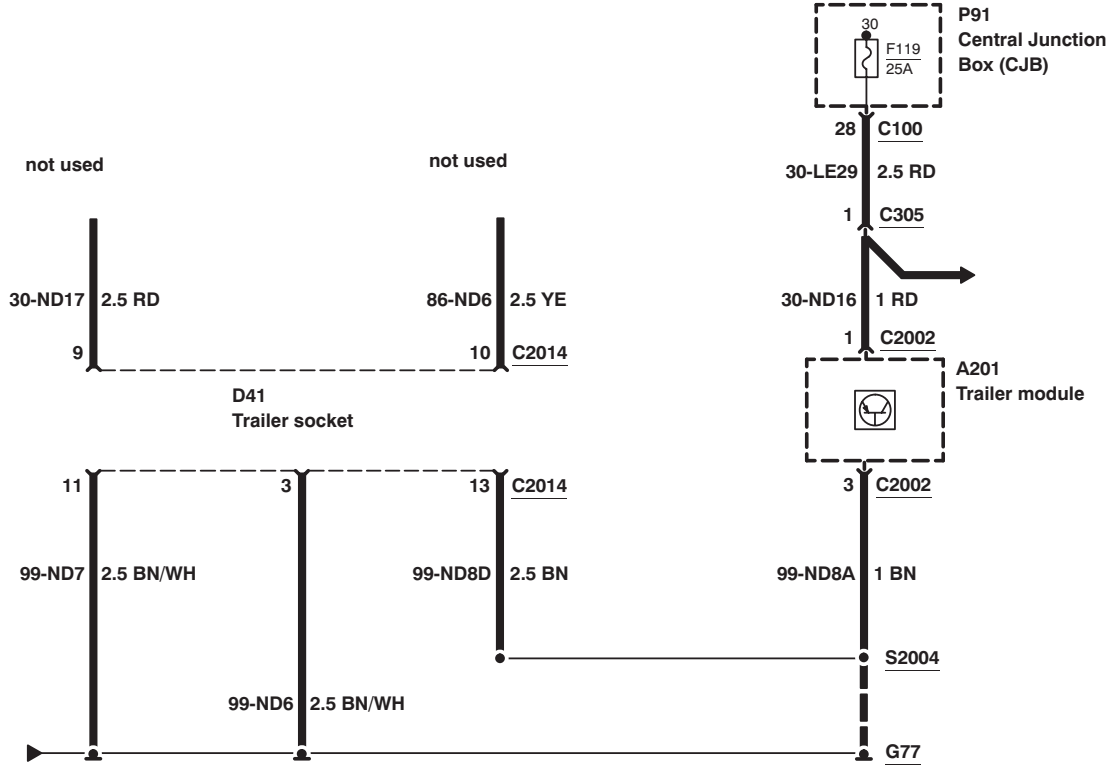
Exterior Lighting – Trailer socket, with 7-pin trailer socket, convertible



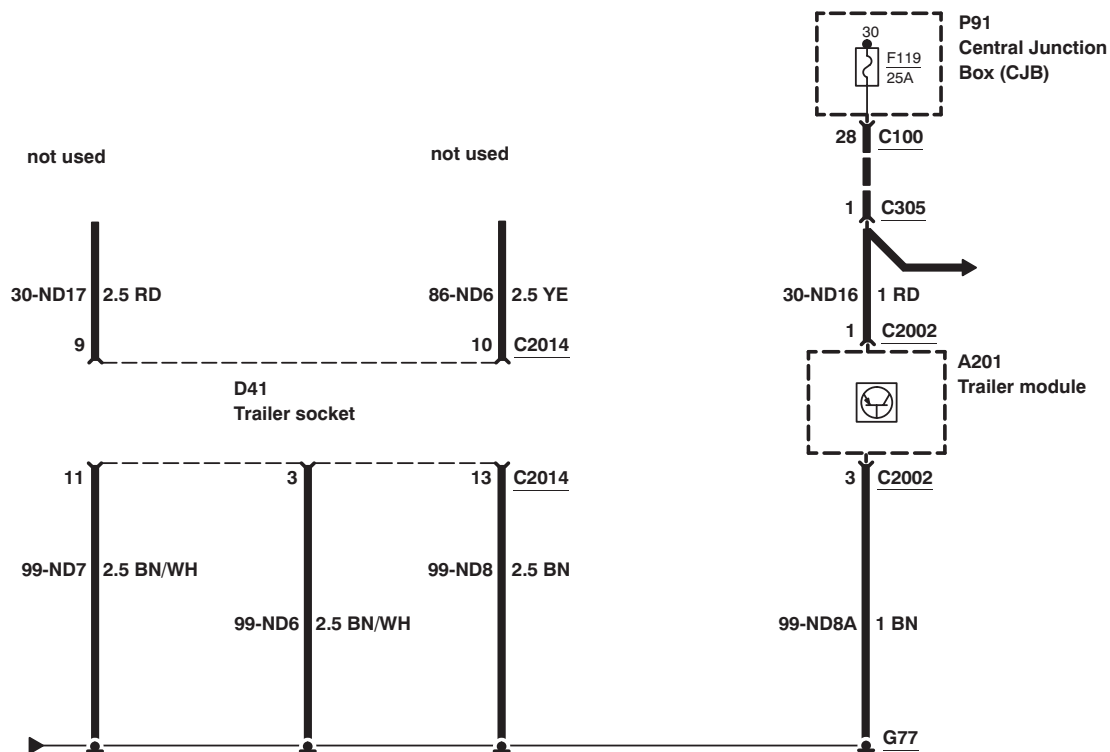
Exterior Lighting – Trailer socket, with 13-pin trailer socket, 3-door model/5-door model



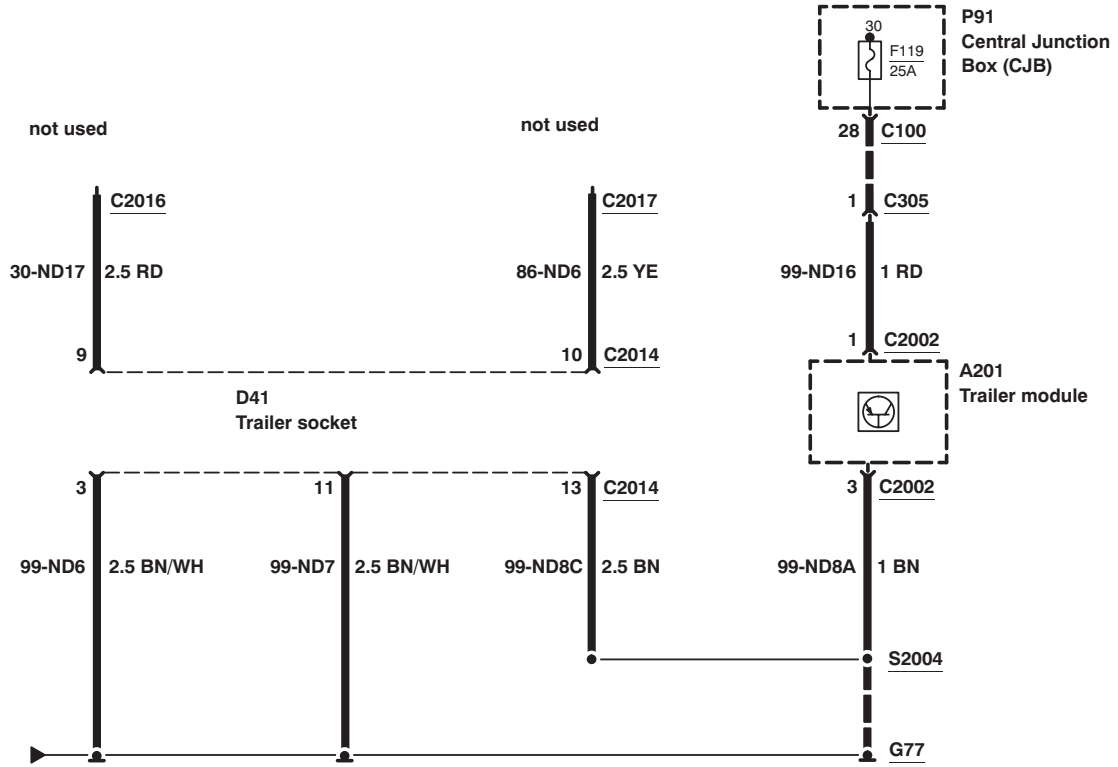
Exterior Lighting – Trailer socket, with 13-pin trailer socket, 4-door model



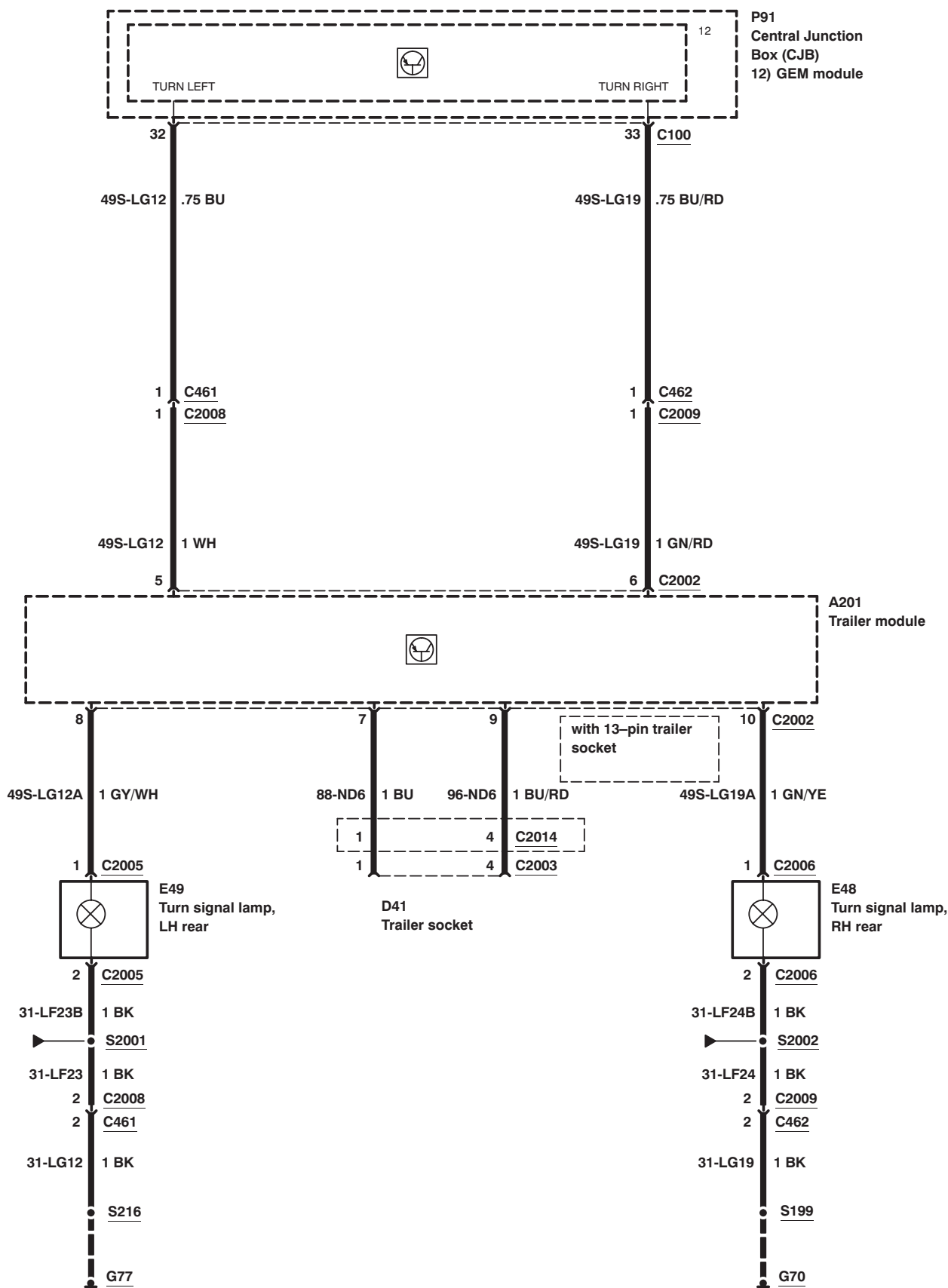
Exterior Lighting – Trailer socket, with 13-pin trailer socket, wagon



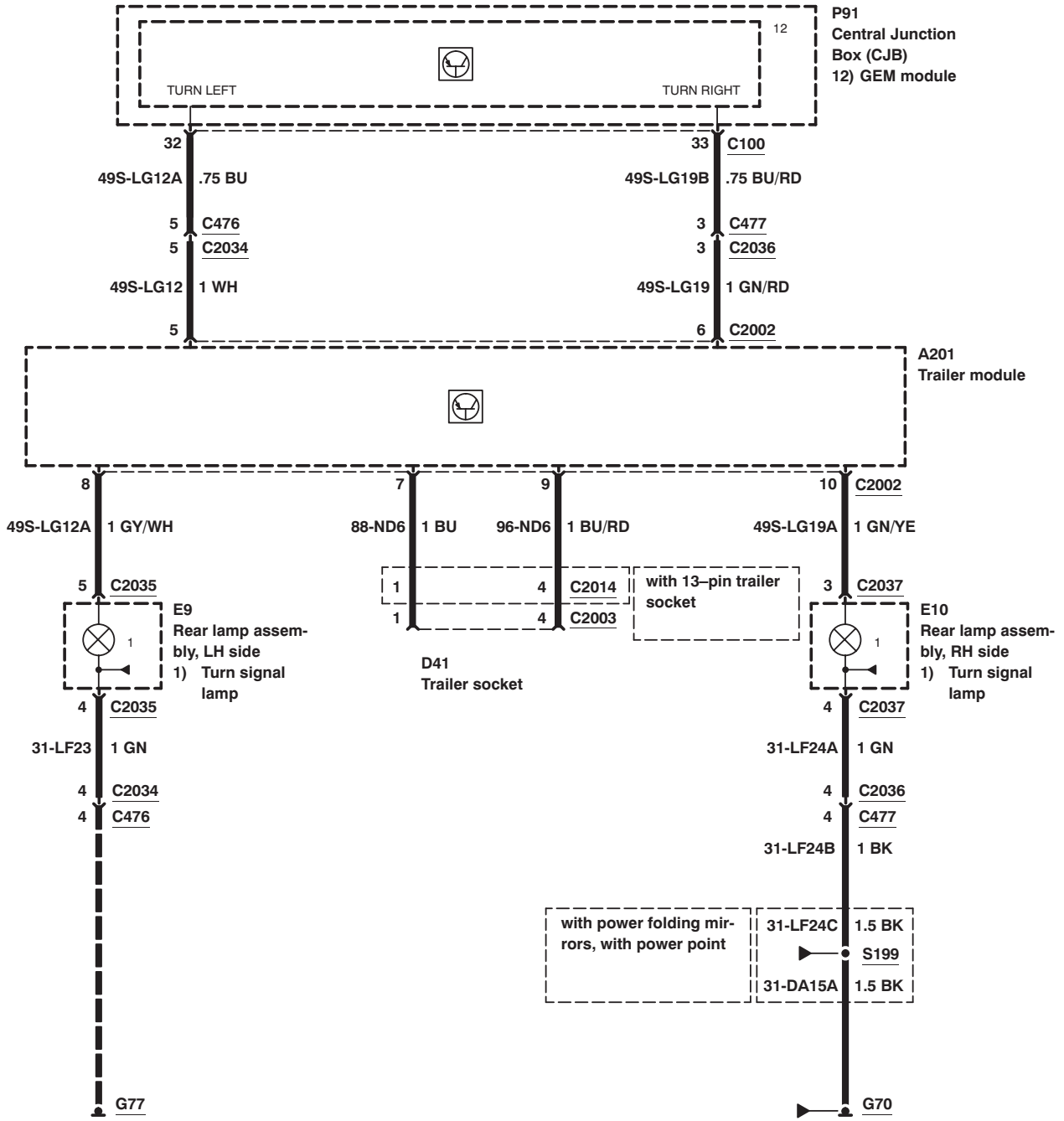
Exterior Lighting – Trailer socket, with 13-pin trailer socket, convertible



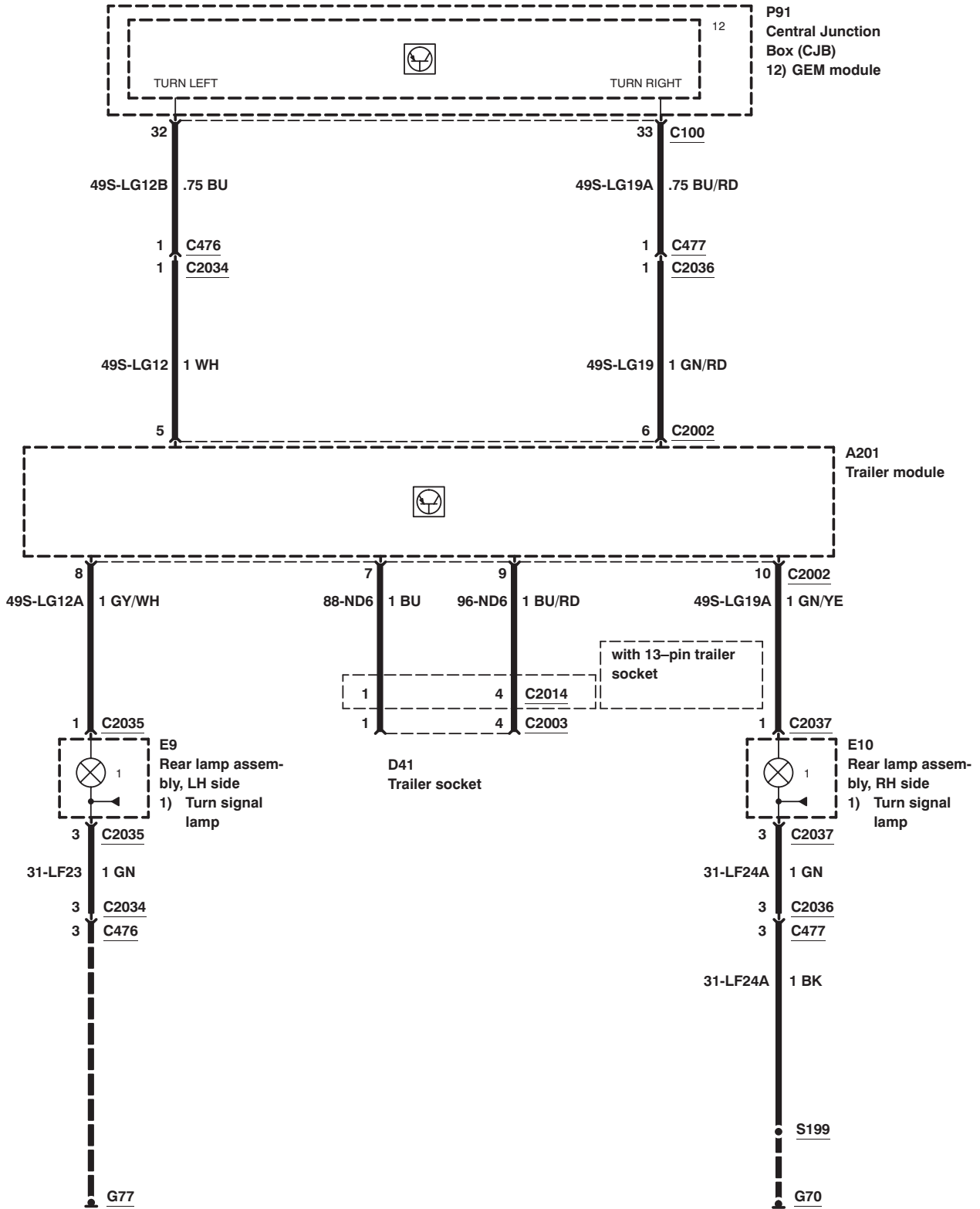
Exterior Lighting – Trailer socket, Turn signal lamps, 3-door model/5-door model



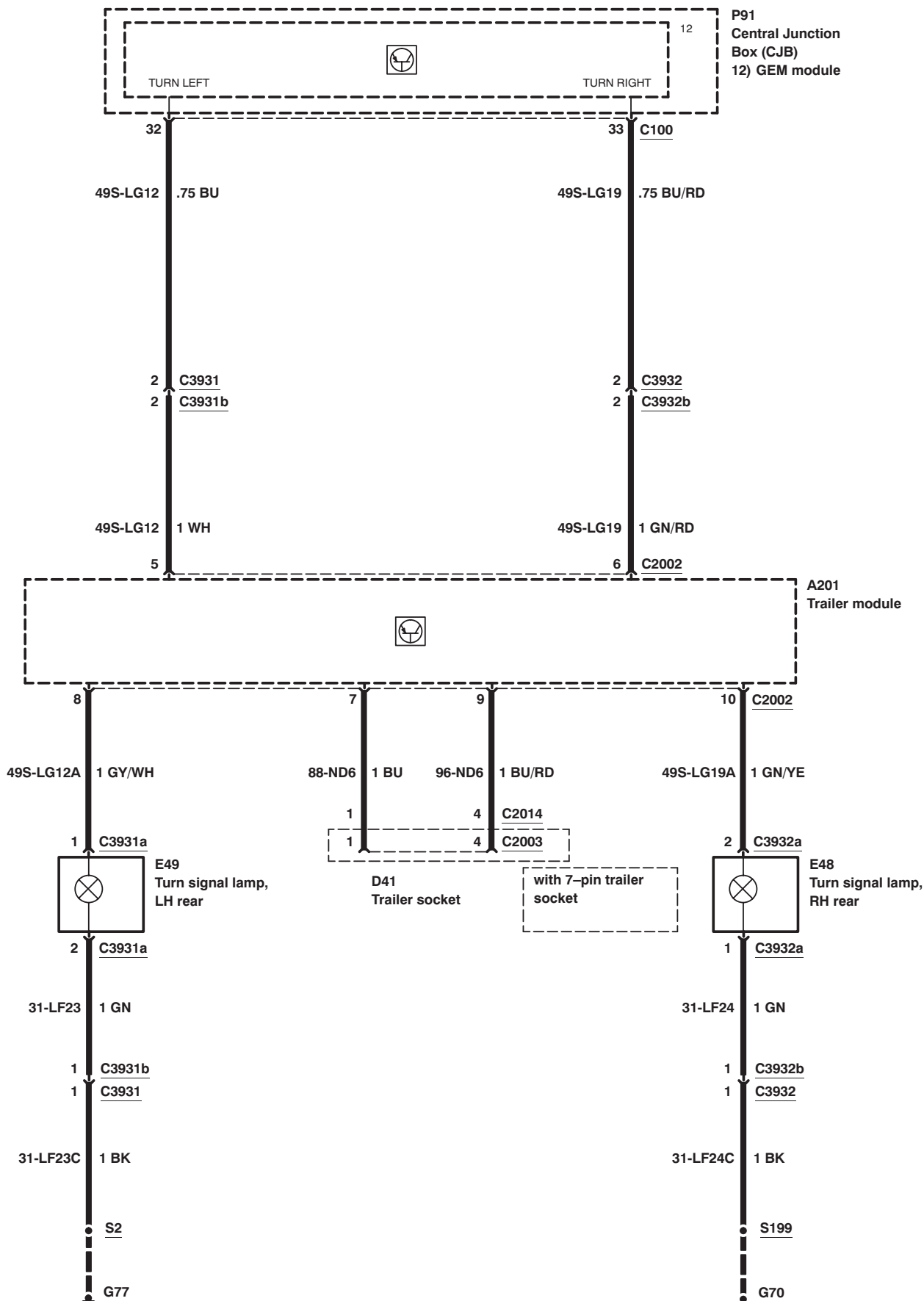
Exterior Lighting – Trailer socket, Turn signal lamps, 4-door model



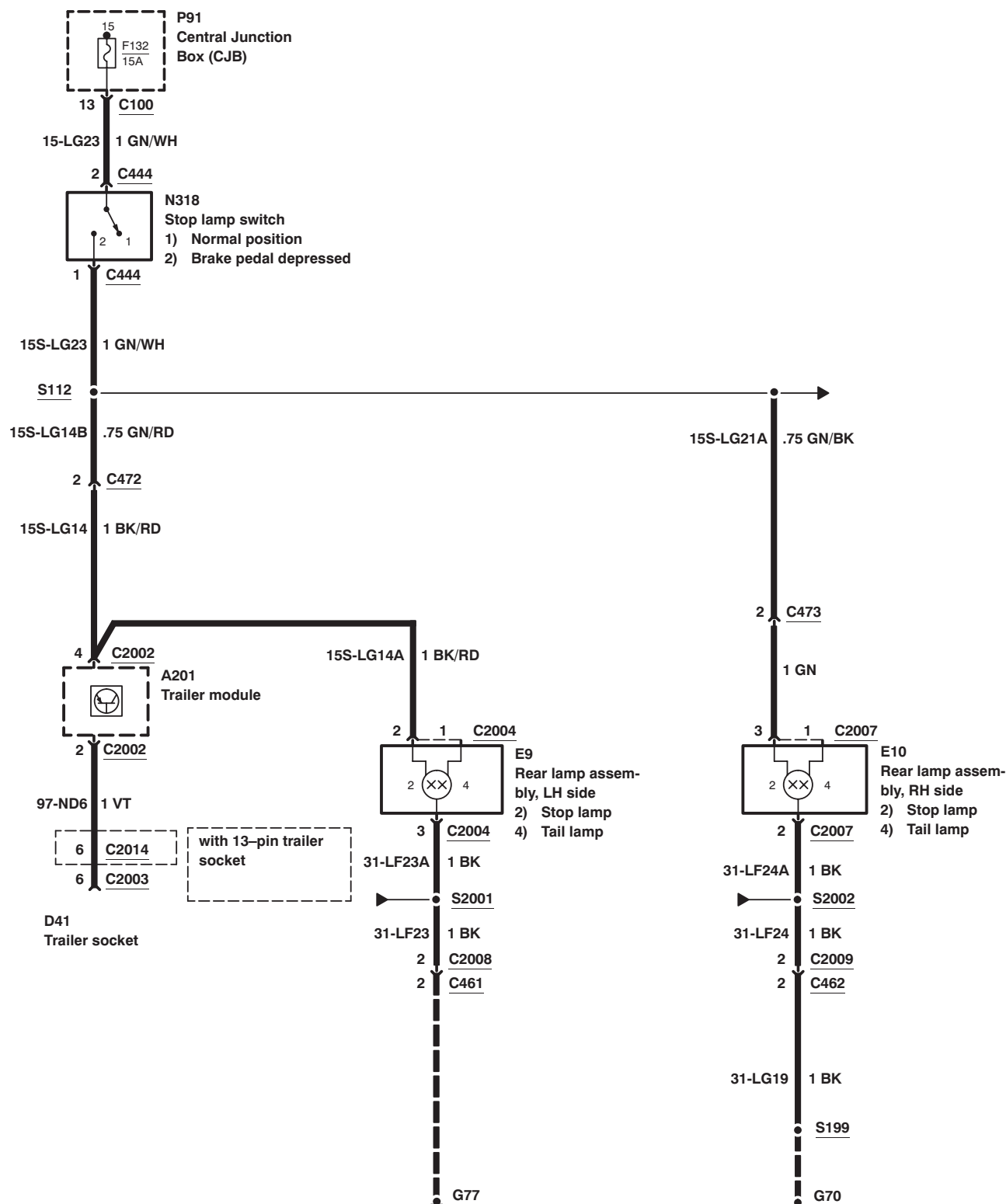
Exterior Lighting – Trailer socket, Turn signal lamps, wagon



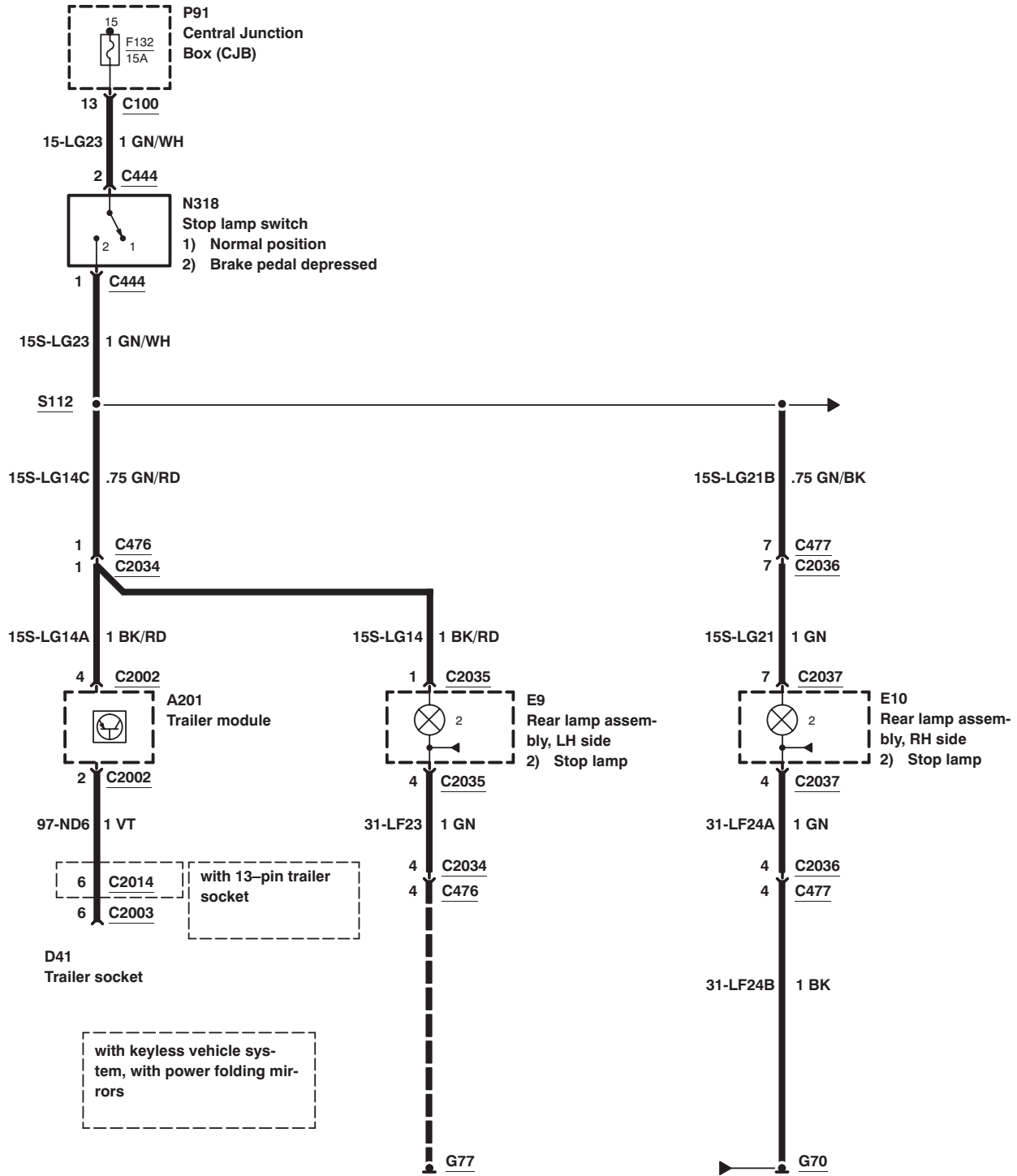
Exterior Lighting – Trailer socket, Turn signal lamps, convertible



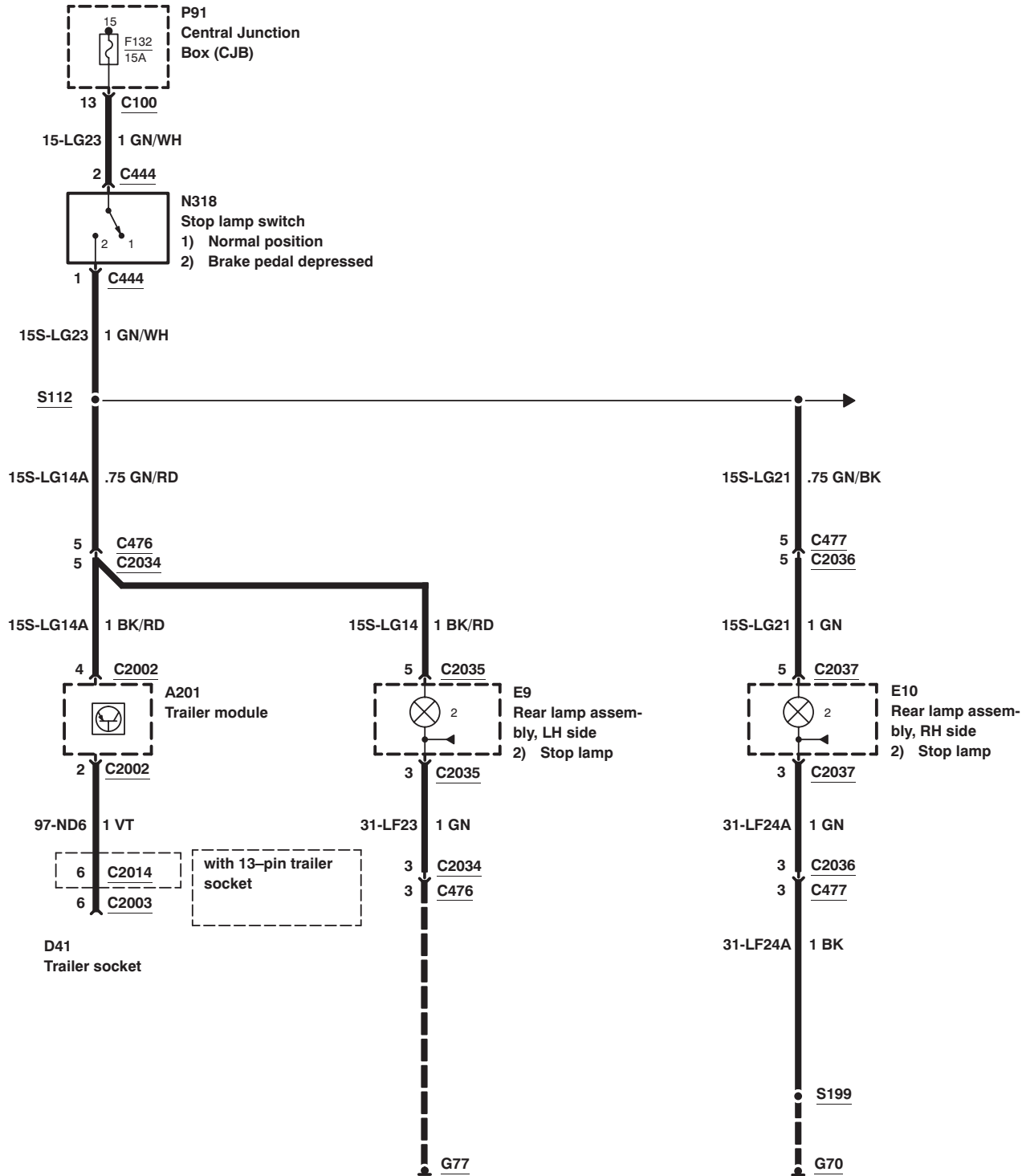
Exterior Lighting – Trailer socket, Stop Lamps, 3–door model/5–door model



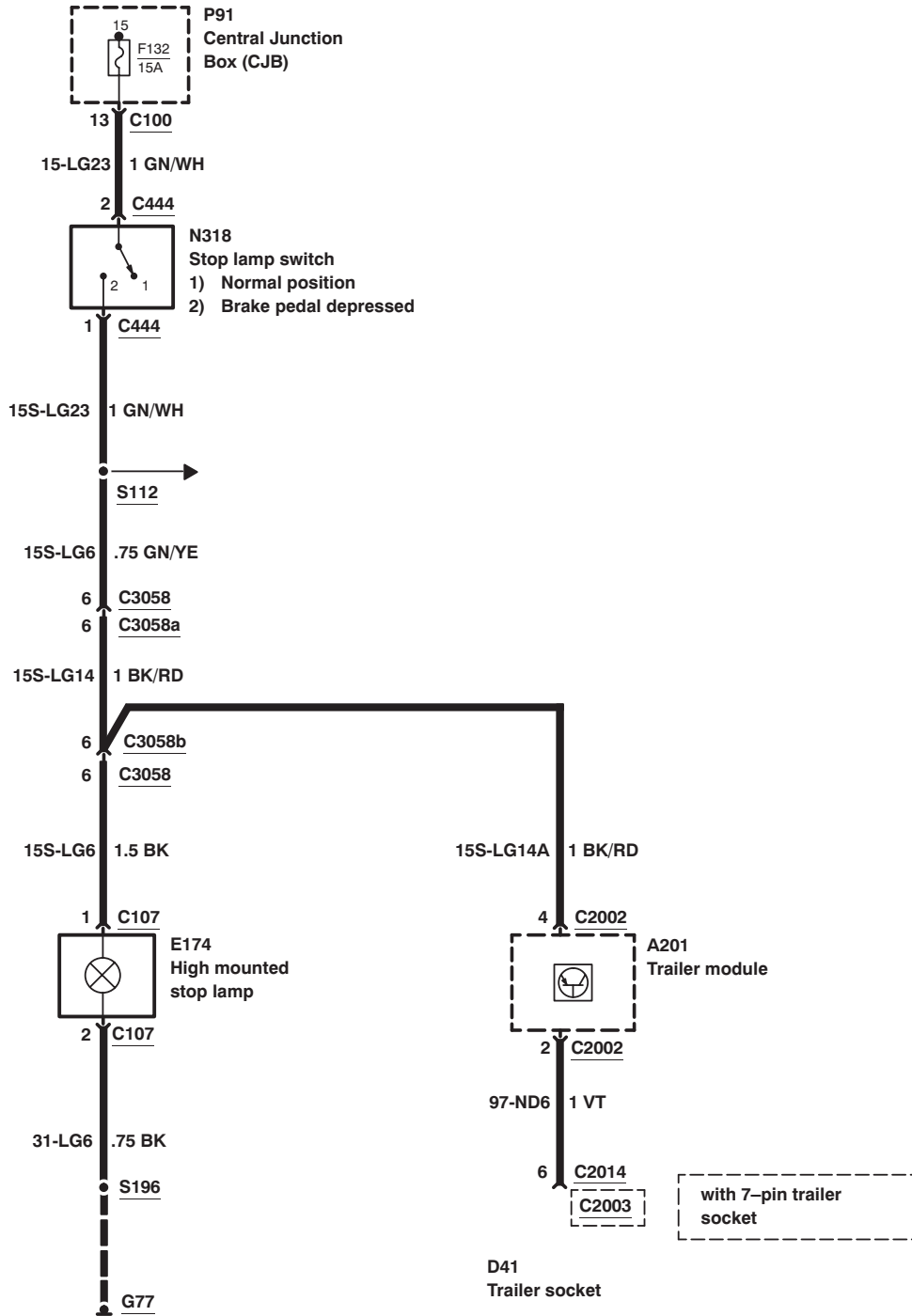
Exterior Lighting – Trailer socket, Stop Lamps, 4-door model



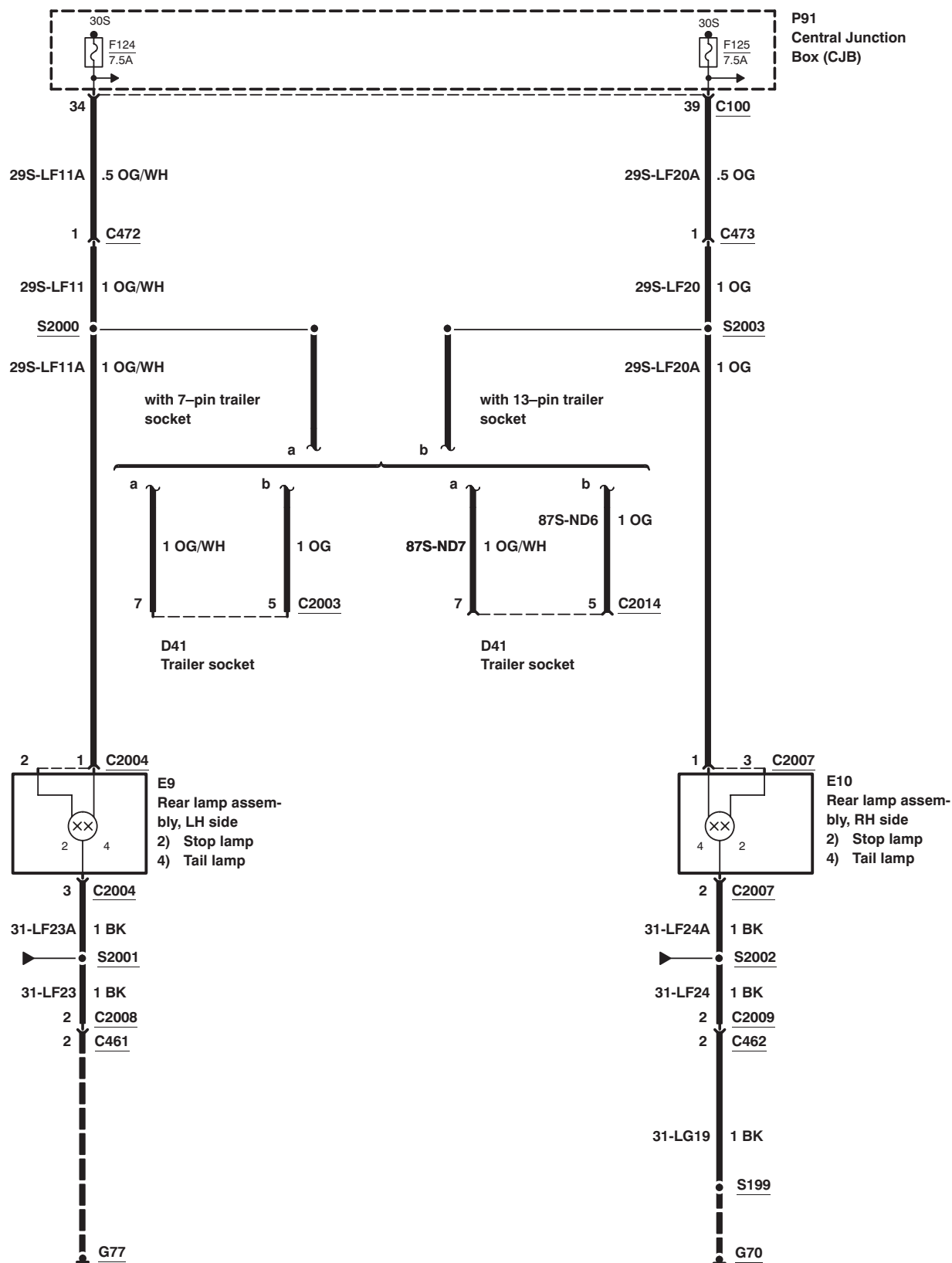
Exterior Lighting – Trailer socket, Stop Lamps, wagon



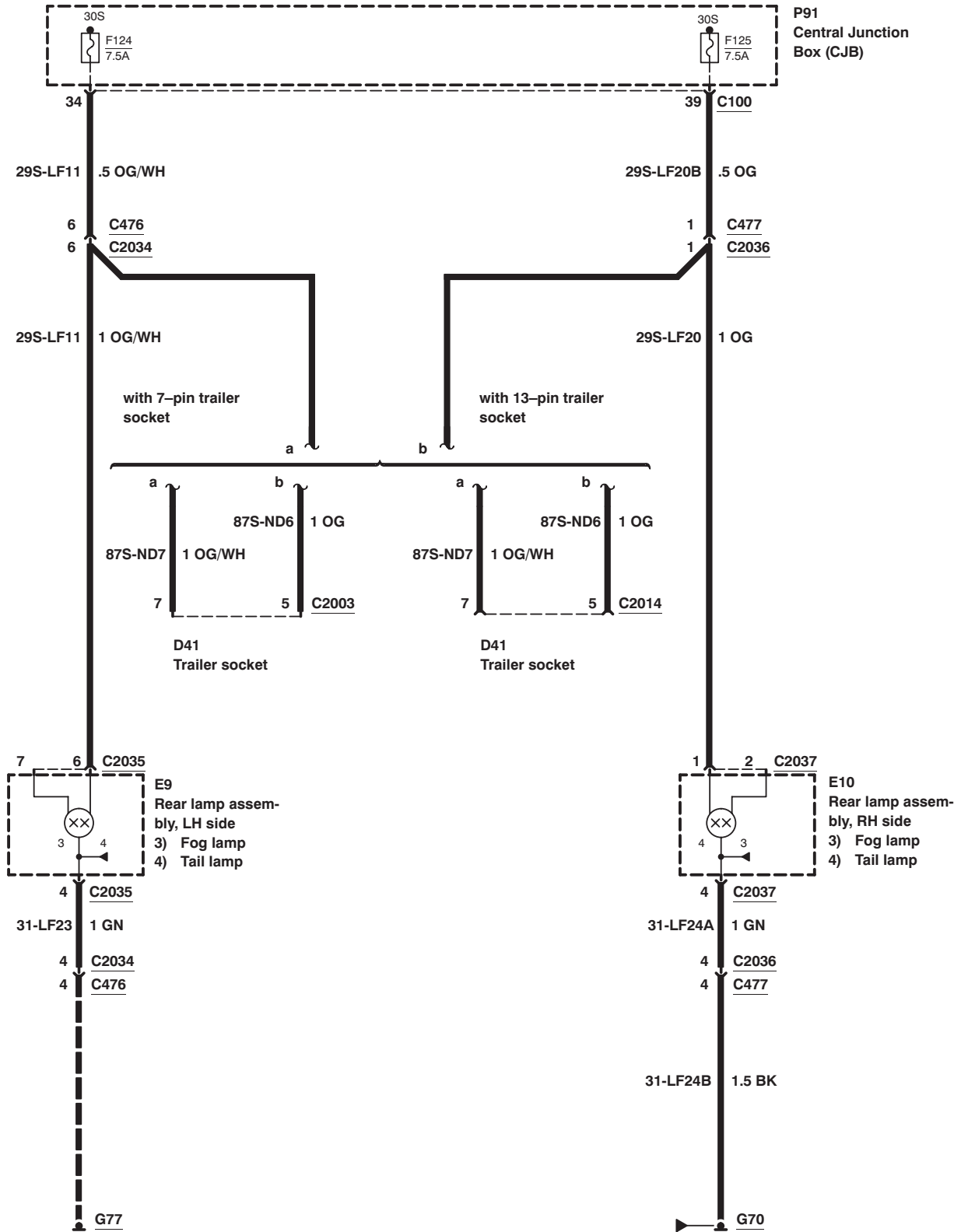
Exterior Lighting – Trailer socket, Stop Lamps, convertible



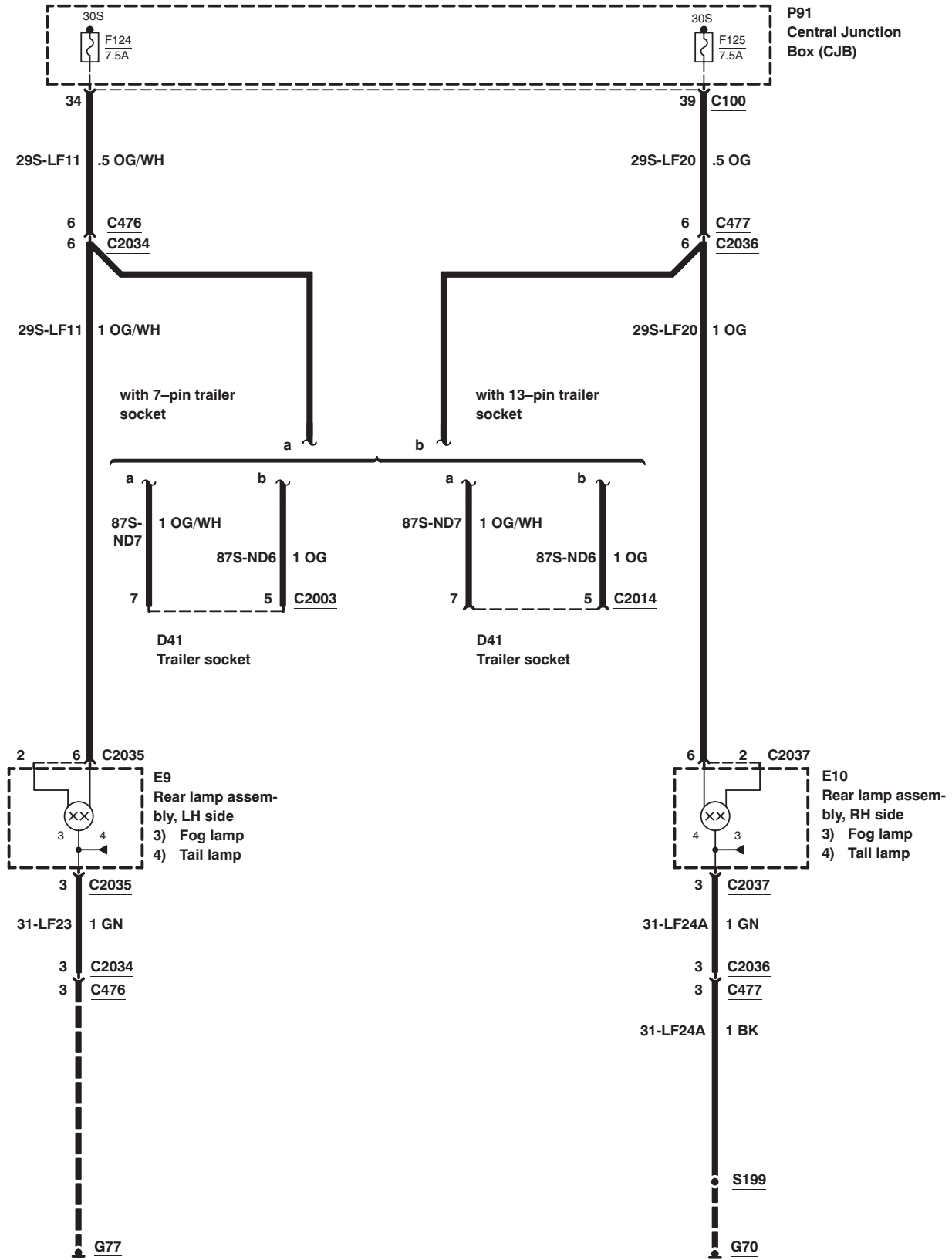
Exterior Lighting – Trailer socket, Position and Parking Lamps, 3–door model/5–door model



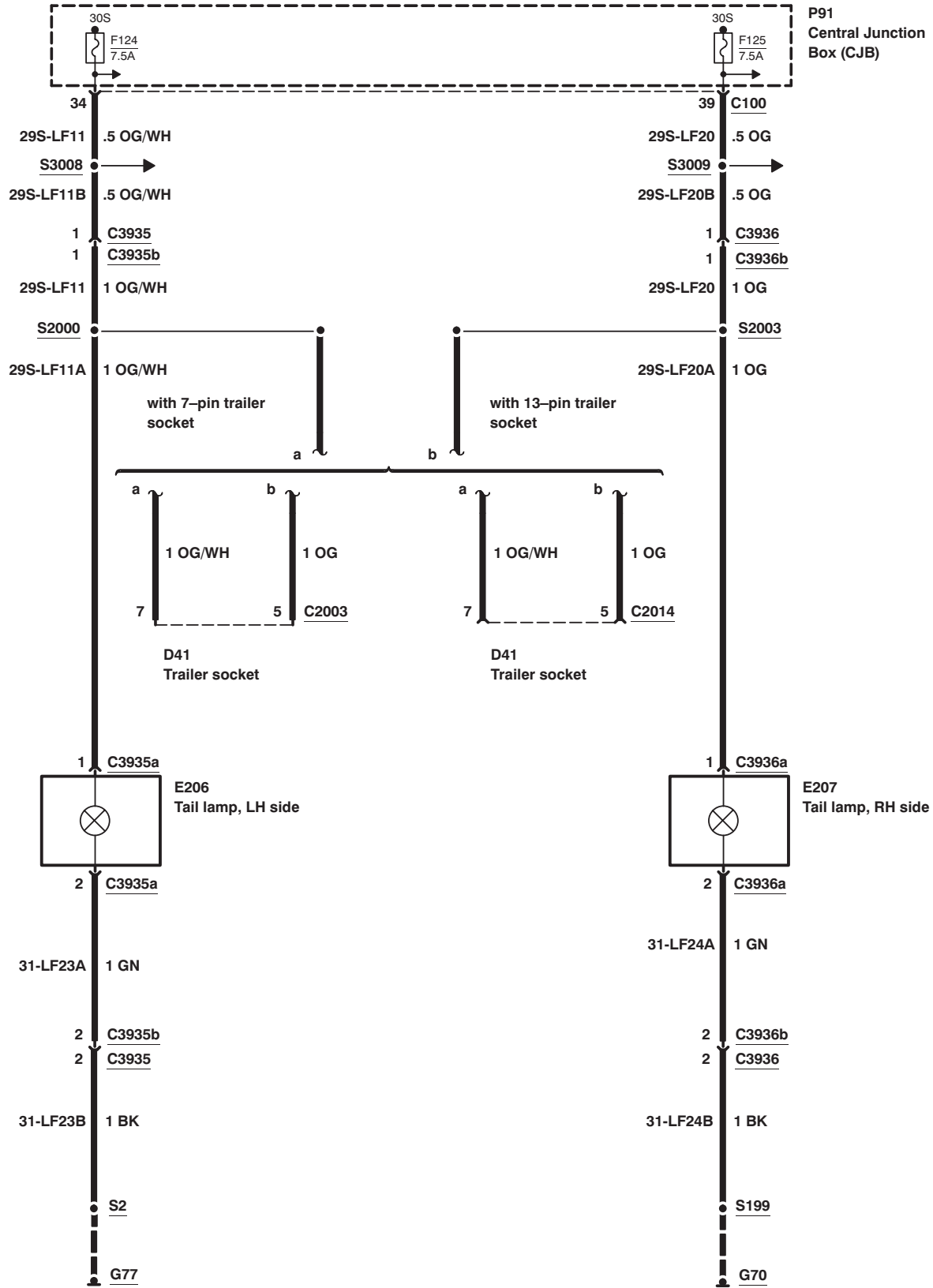
Exterior Lighting – Trailer socket, Position and Parking Lamps, 4–door model



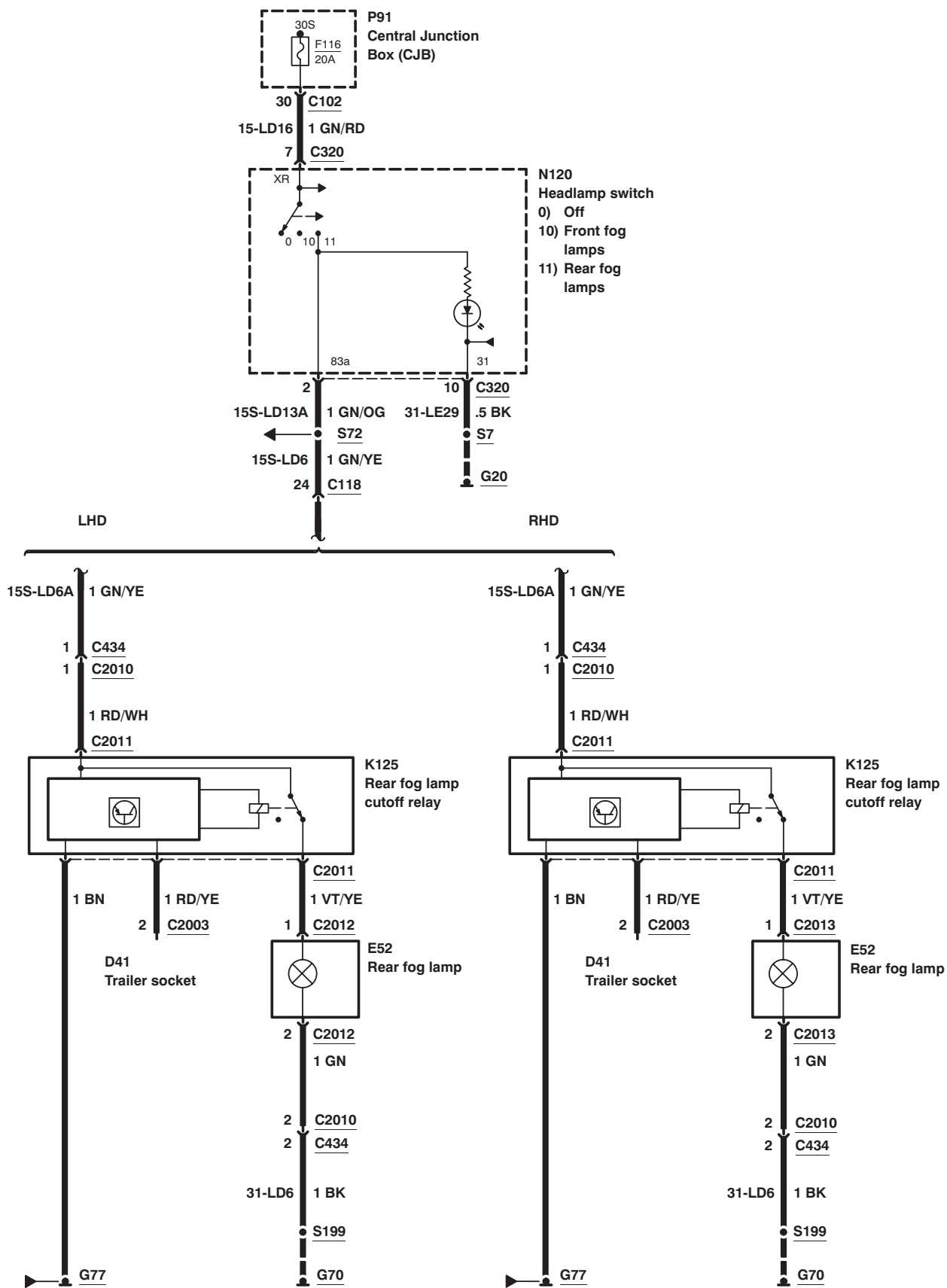
Exterior Lighting – Trailer socket, Position and Parking Lamps, wagon



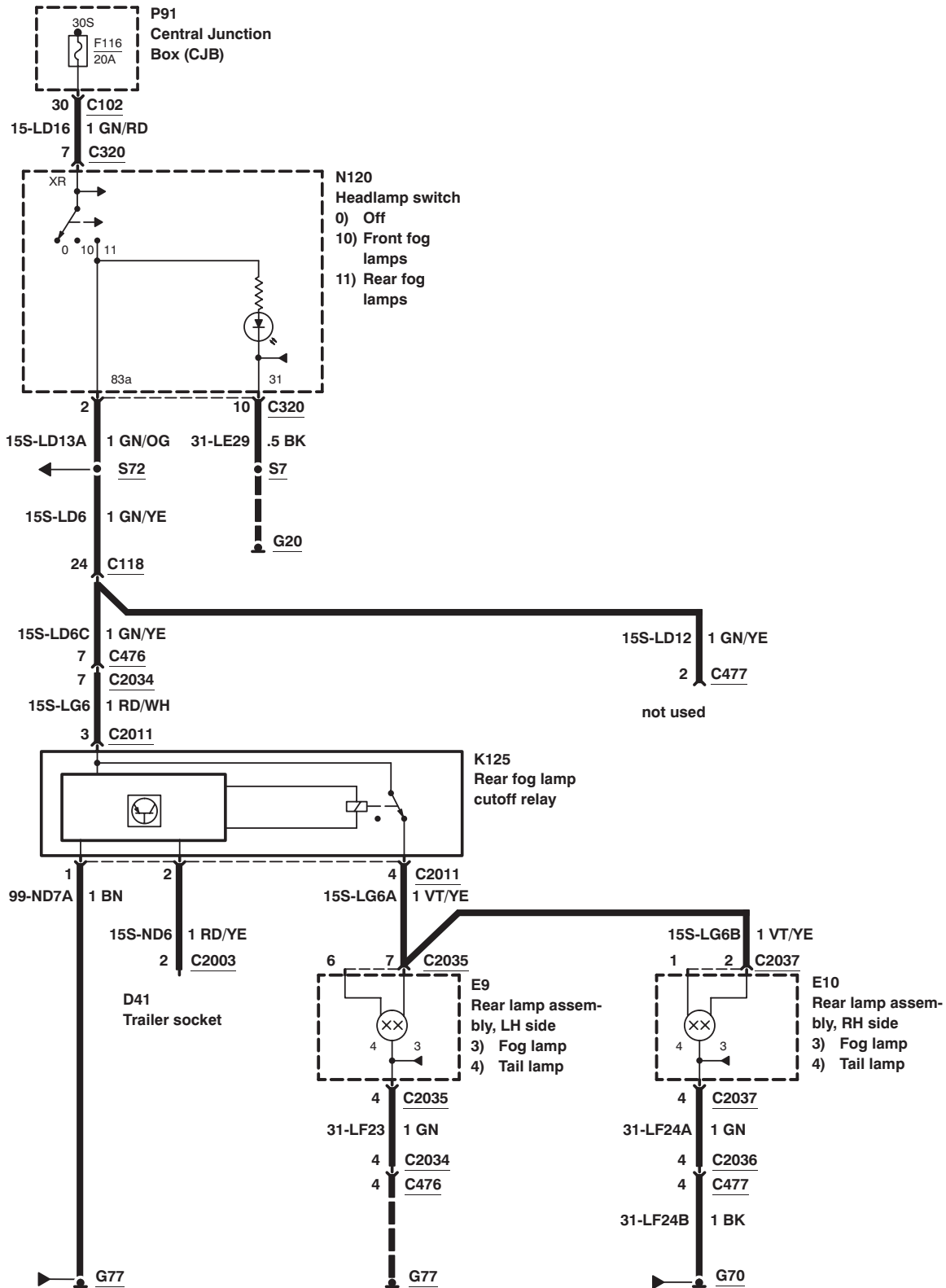
Exterior Lighting – Trailer socket, Position and Parking Lamps, convertible



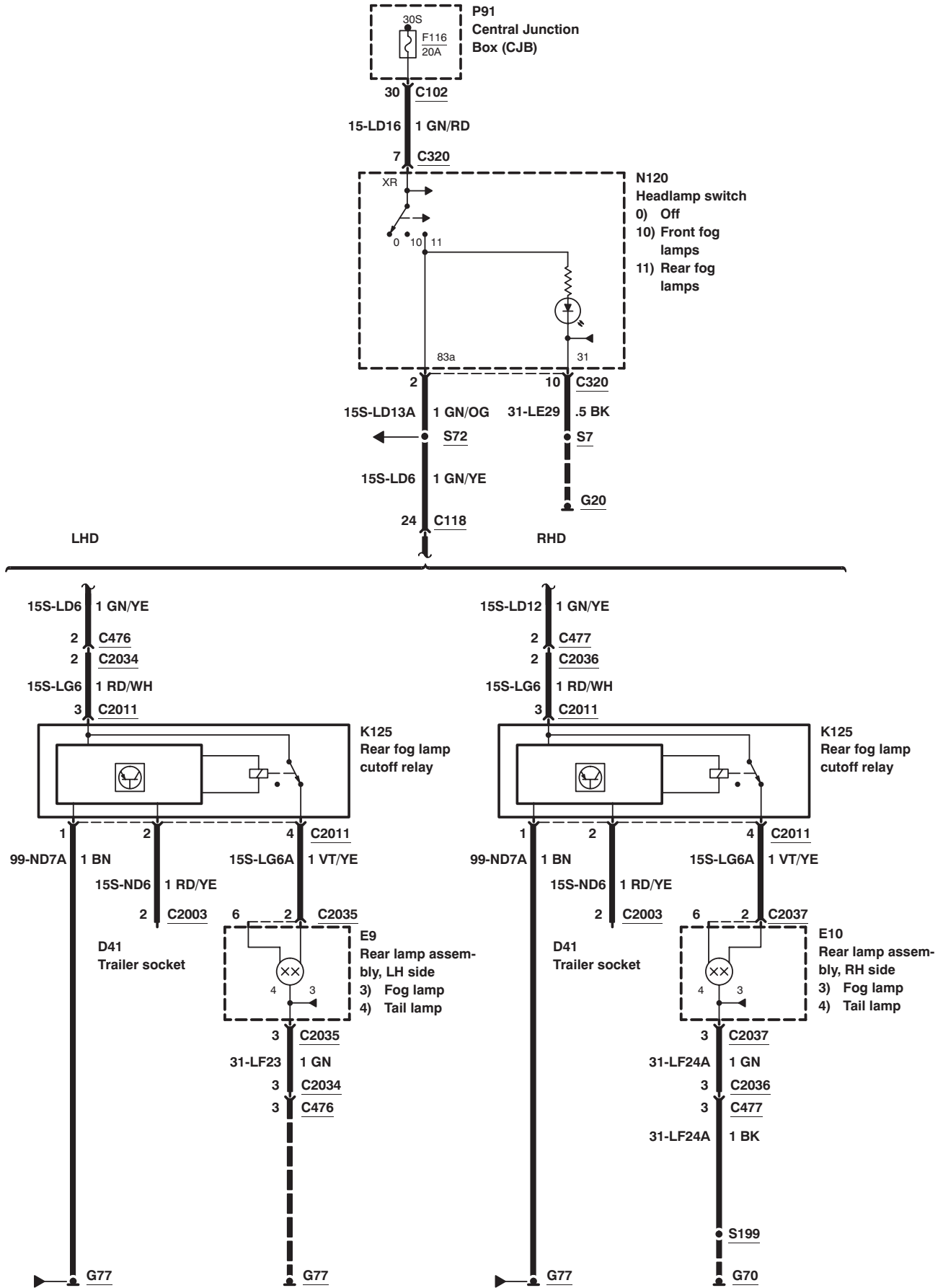
Exterior Lighting – Trailer socket, Fog lamps, with 7–pin trailer socket, 3–door model/5–door model



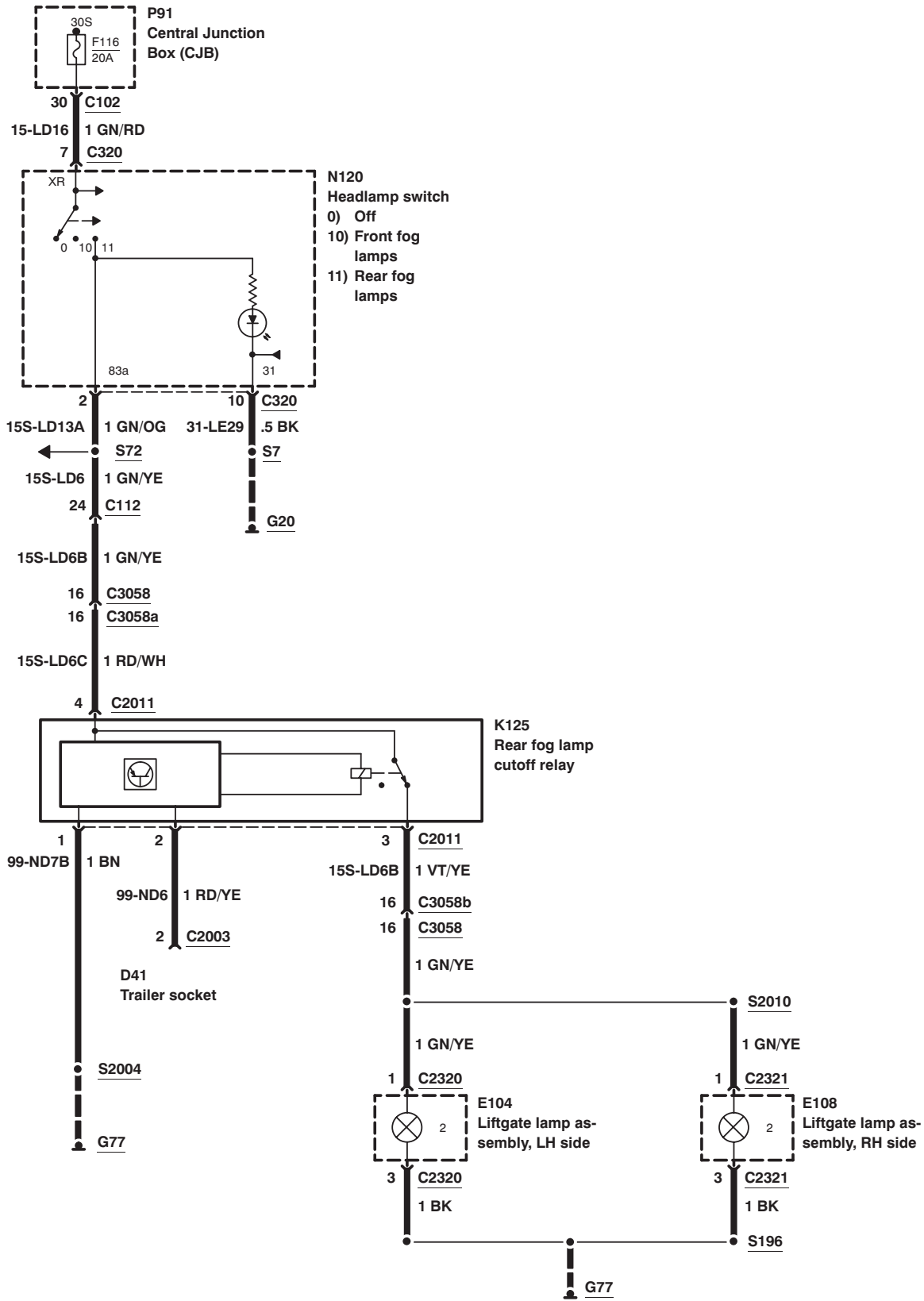
Exterior Lighting – Trailer socket, Fog lamps, with 7-pin trailer socket, 4-door model



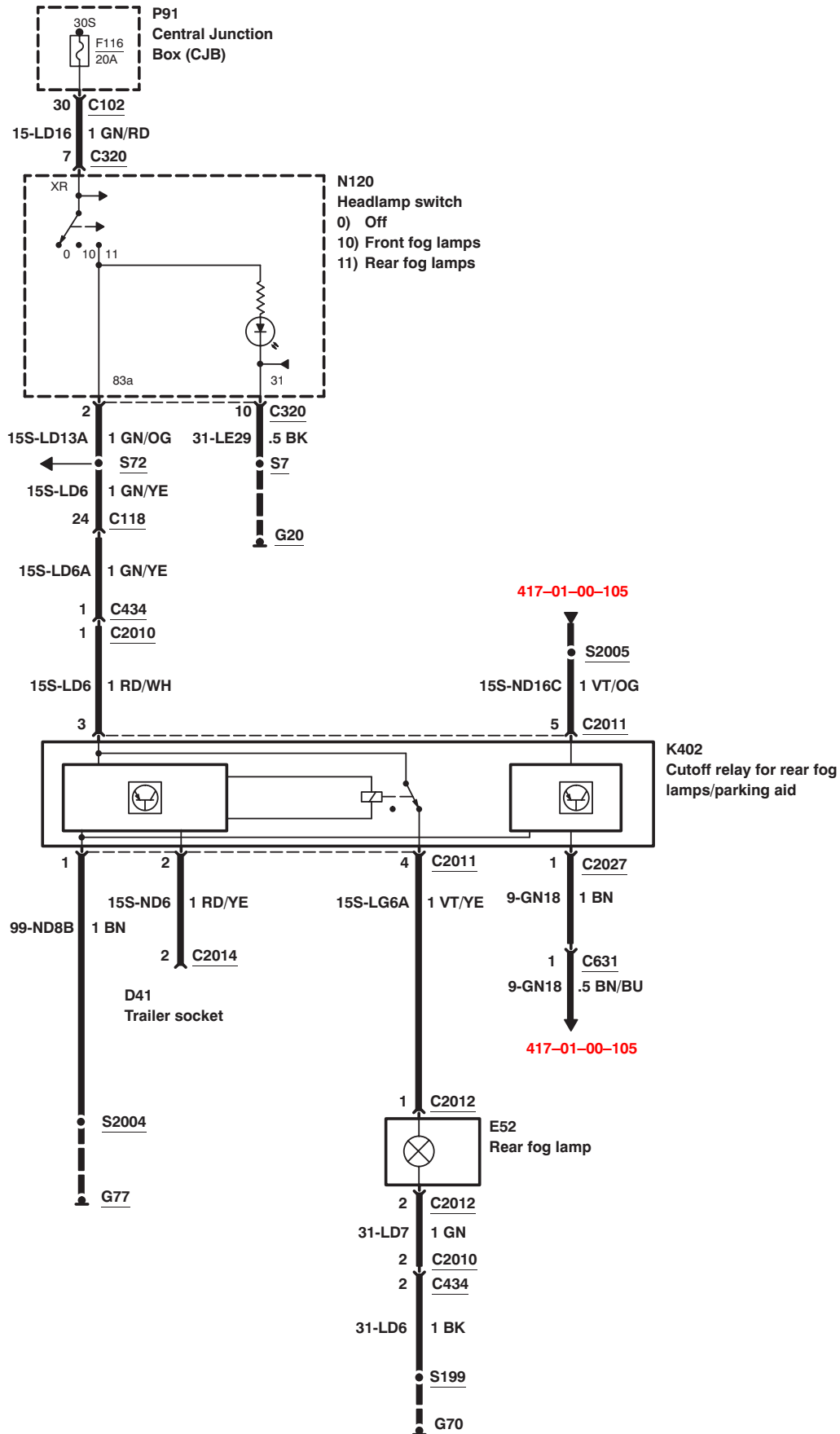
Exterior Lighting – Trailer socket, Fog lamps, with 7–pin trailer socket, wagon



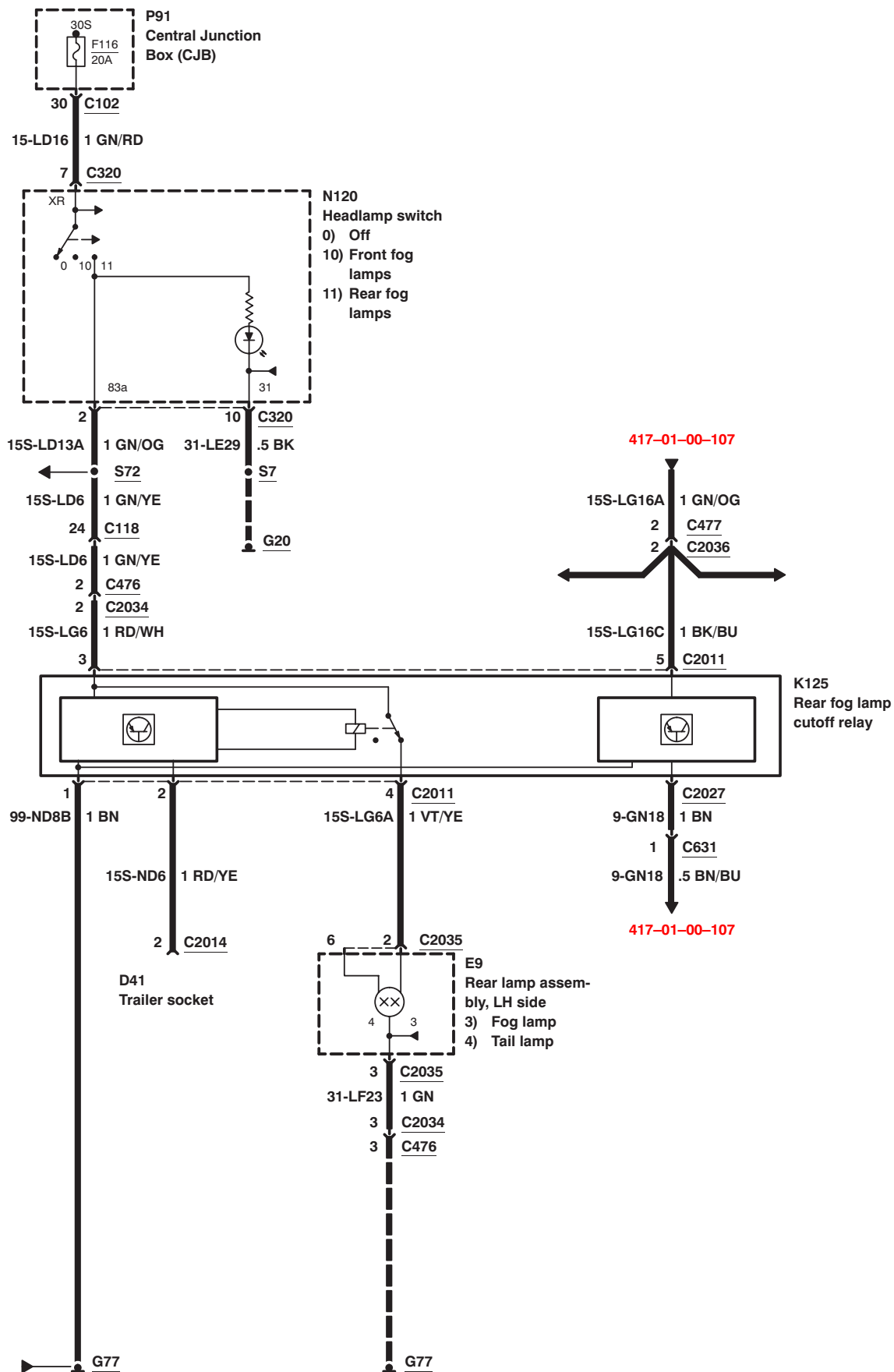
Exterior Lighting – Trailer socket, Fog lamps, with 7-pin trailer socket, convertible



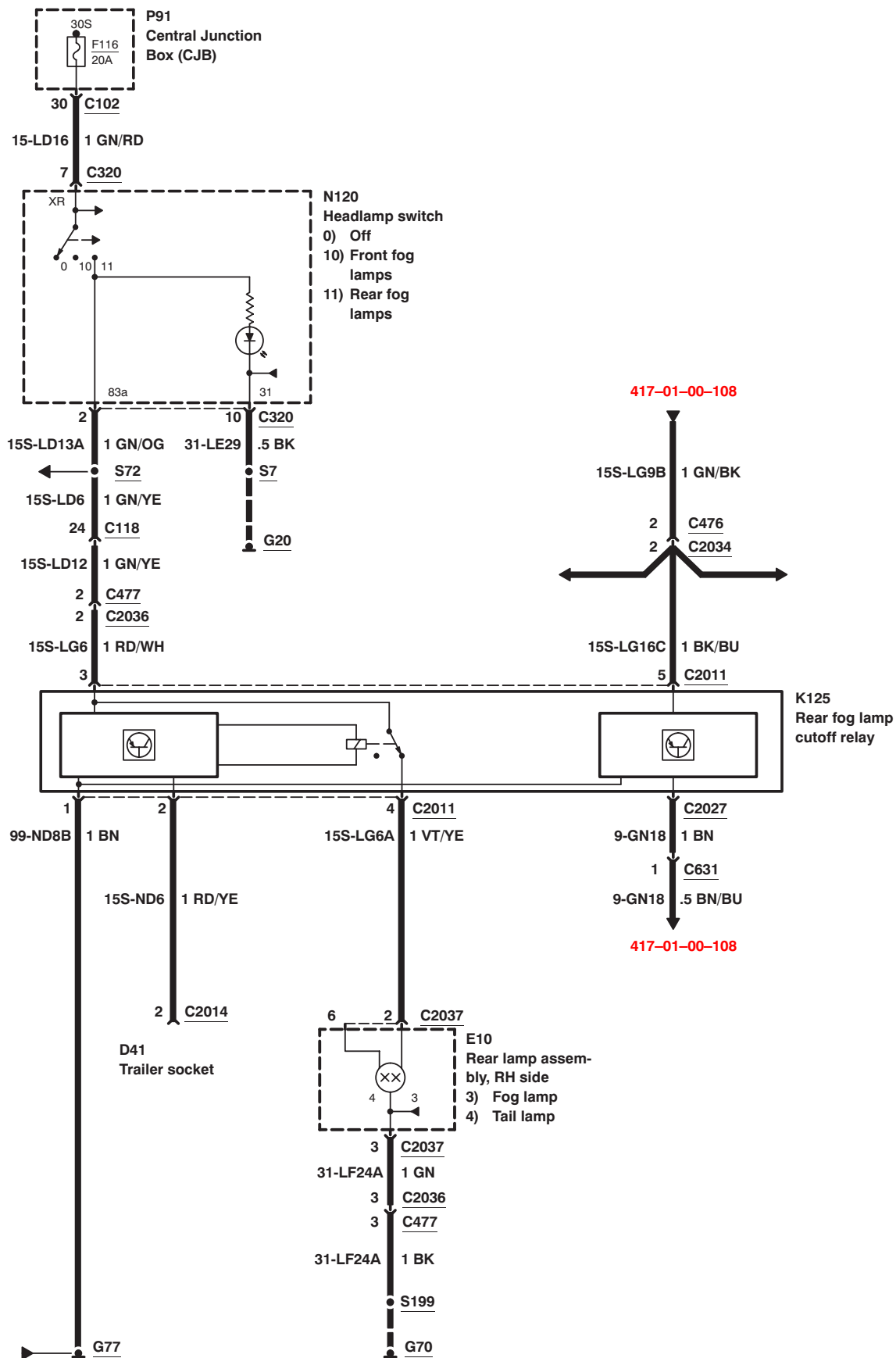
Exterior Lighting – Trailer socket, Fog lamps, with 13-pin trailer socket, 3-door model/5-door model, LHD



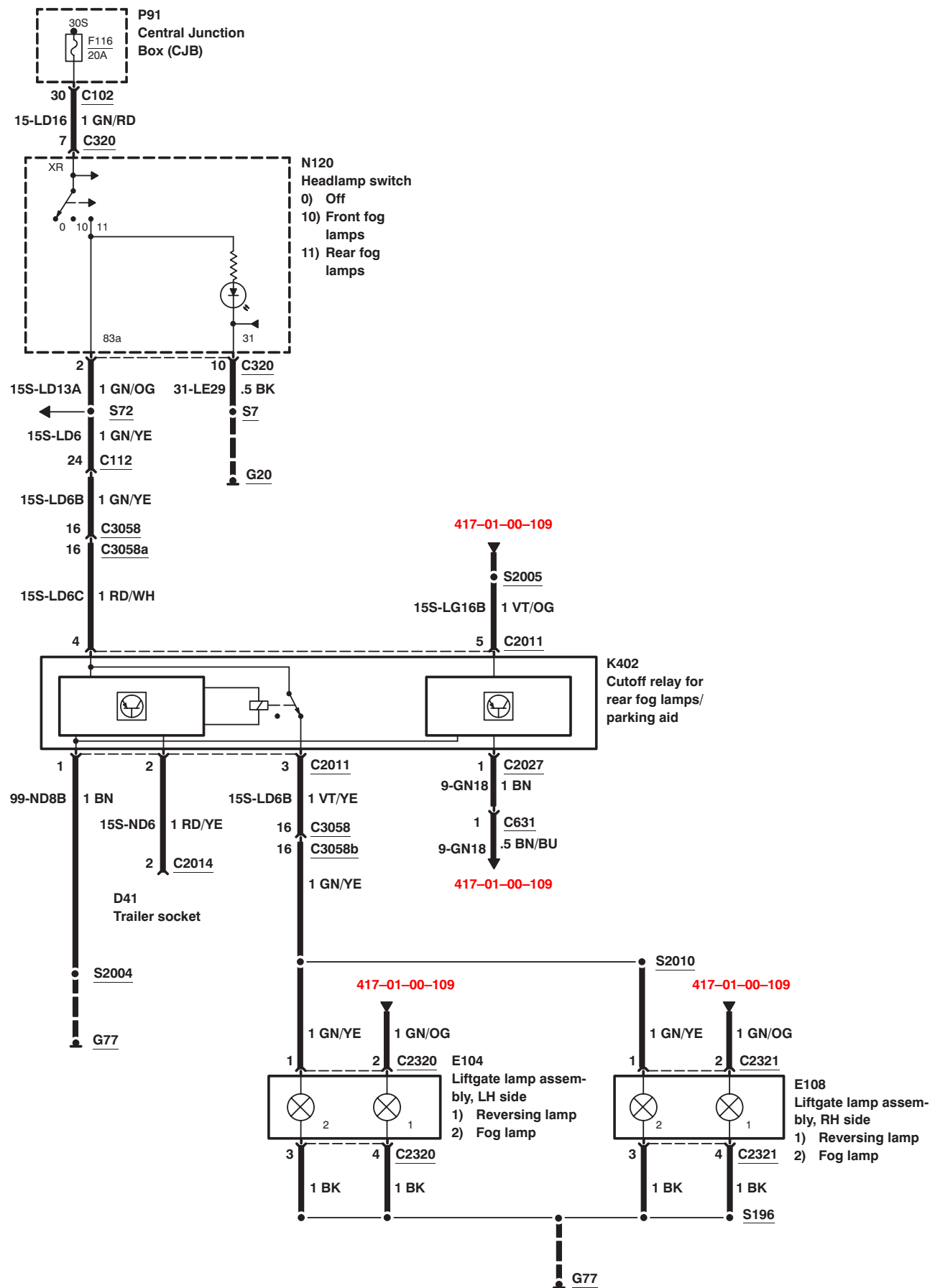
Exterior Lighting – Trailer socket, Fog lamps, with 13-pin trailer socket, wagon, LHD



Exterior Lighting – Trailer socket, Fog lamps, with 13-pin trailer socket, wagon, RHD

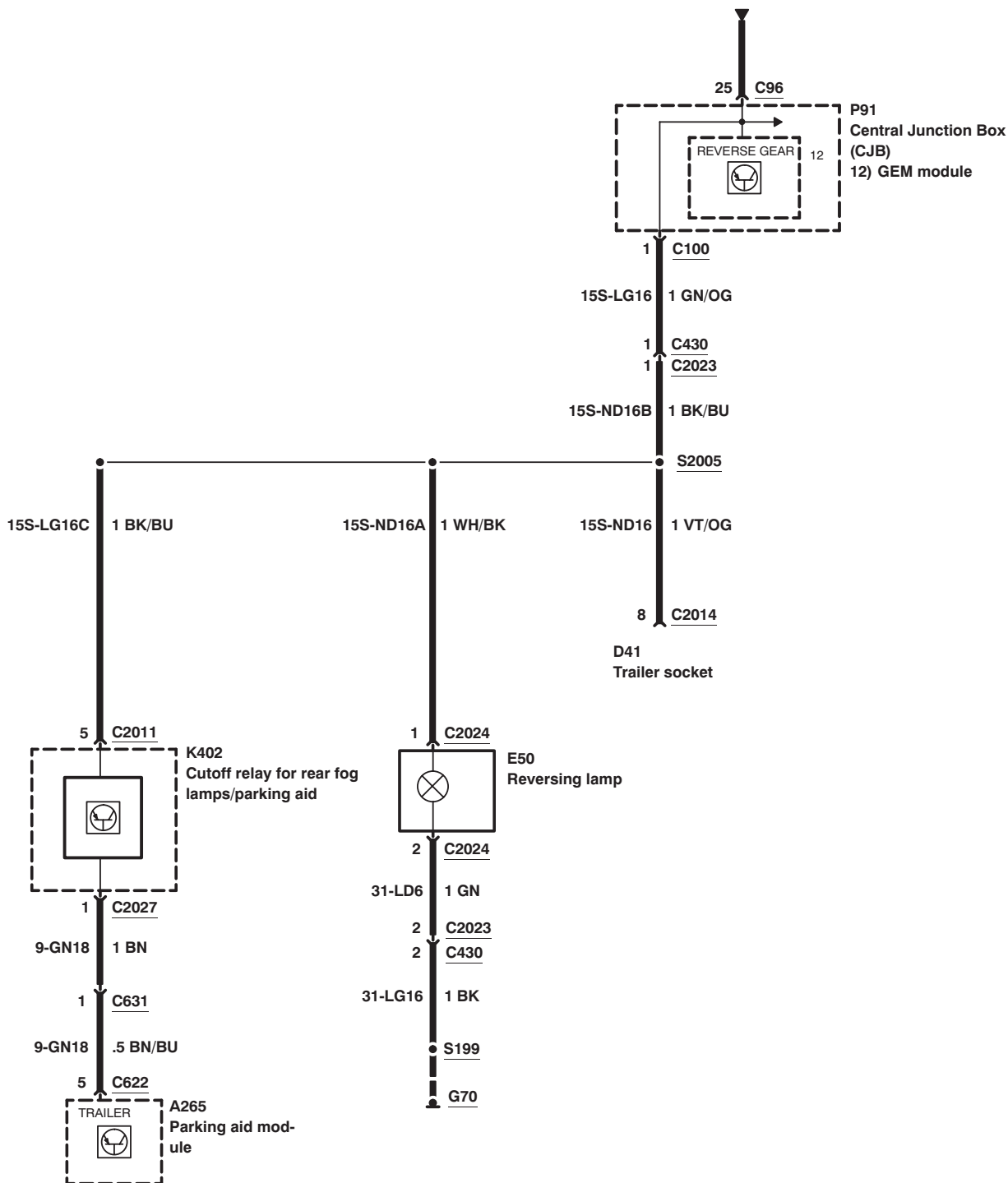


Exterior Lighting – Trailer socket, Fog lamps, with 13-pin trailer socket, convertible



Exterior Lighting – Trailer socket, Reversing lamps, 3–door model/5–door model, LHD

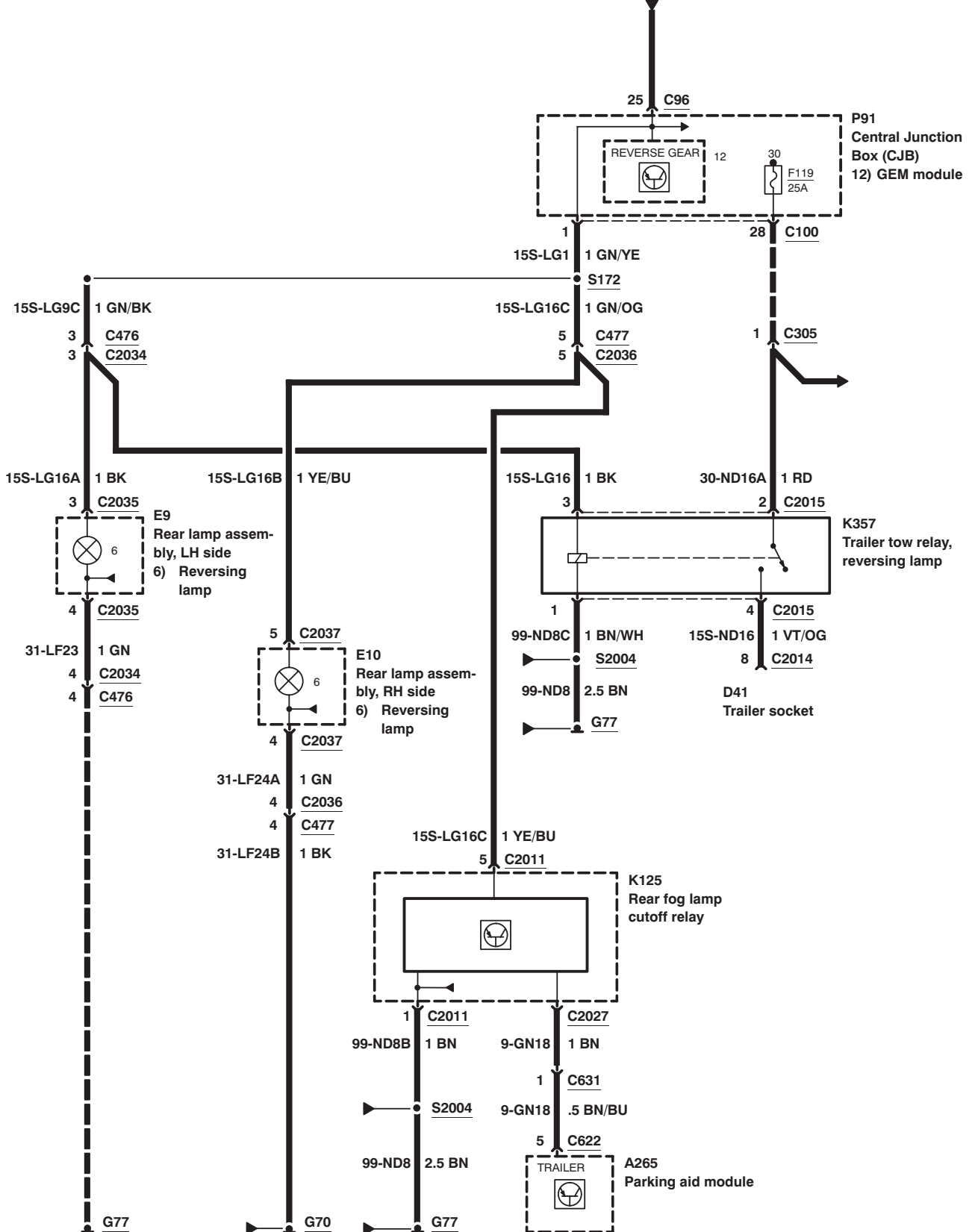
- 417-01-00-63 manual transmission
- 417-01-00-66 manual transmission (MPS6)
- 417-01-00-69 automatic transmission



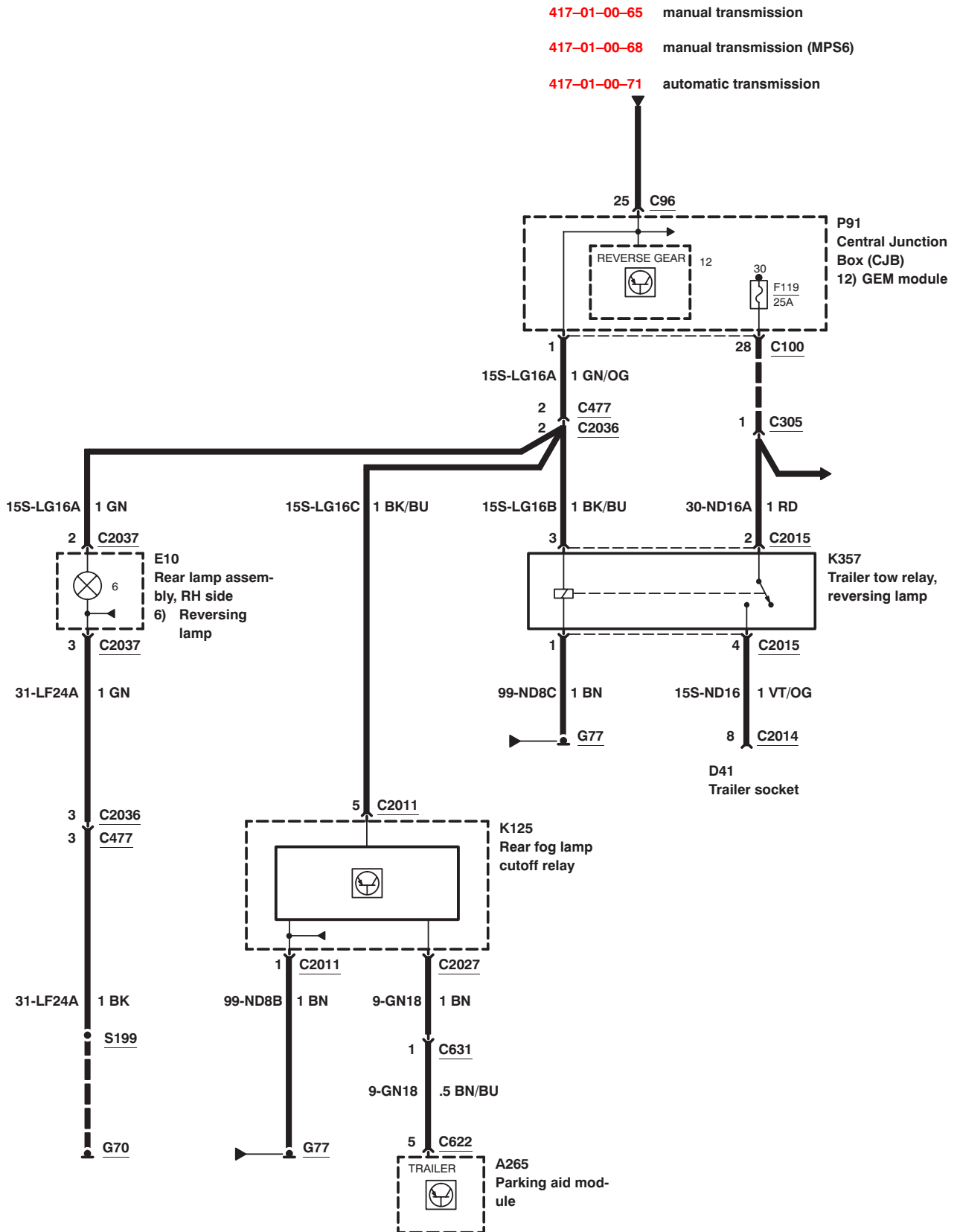
Exterior Lighting – Trailer socket, Reversing lamps, 4–door model

10/2009
417-01-00-106
2007.5
Focus

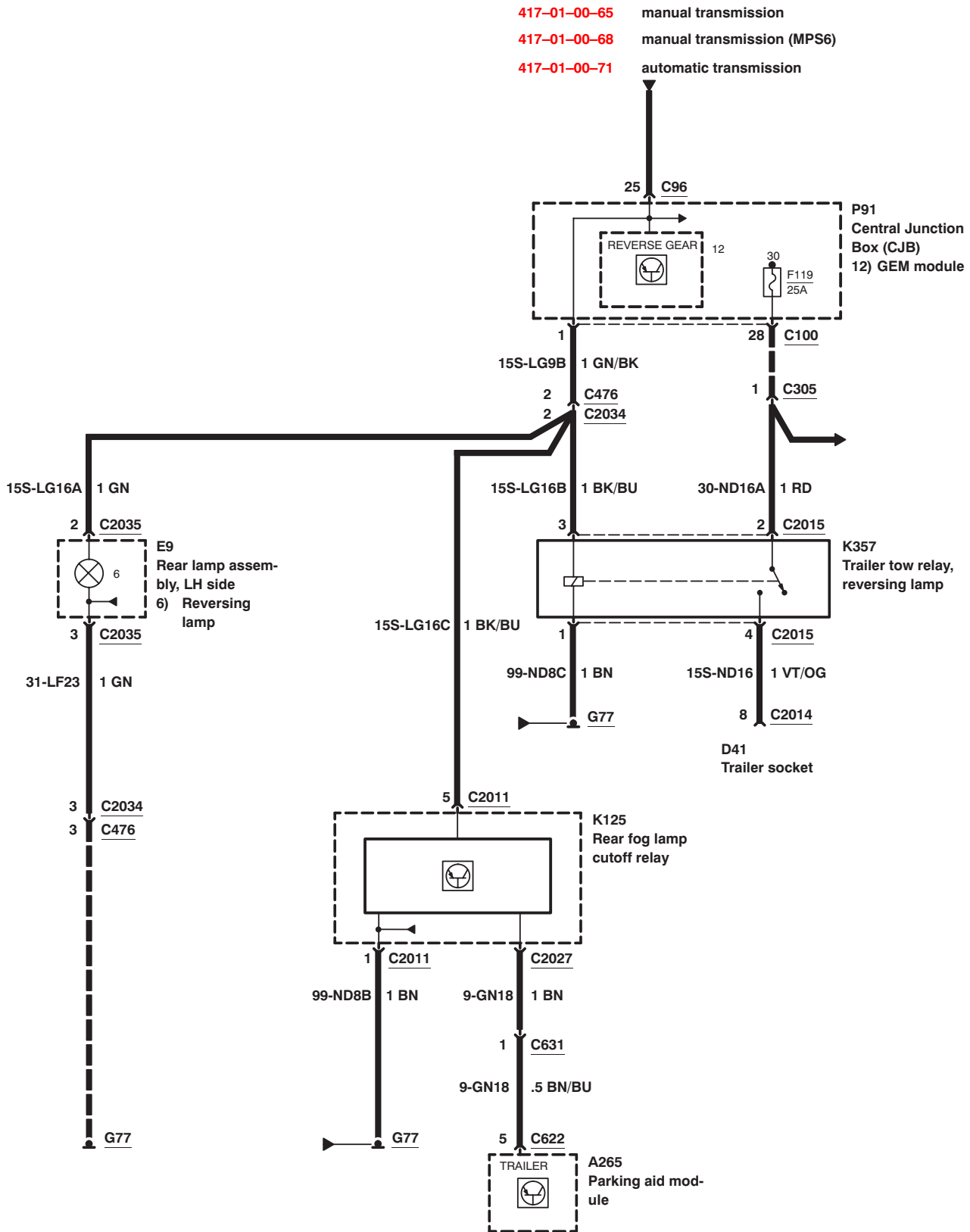
- 417-01-00-64 manual transmission
- 417-01-00-67 manual transmission (MPS6)
- 417-01-00-70 automatic transmission



Exterior Lighting – Trailer socket, Reversing lamps, wagon, LHD

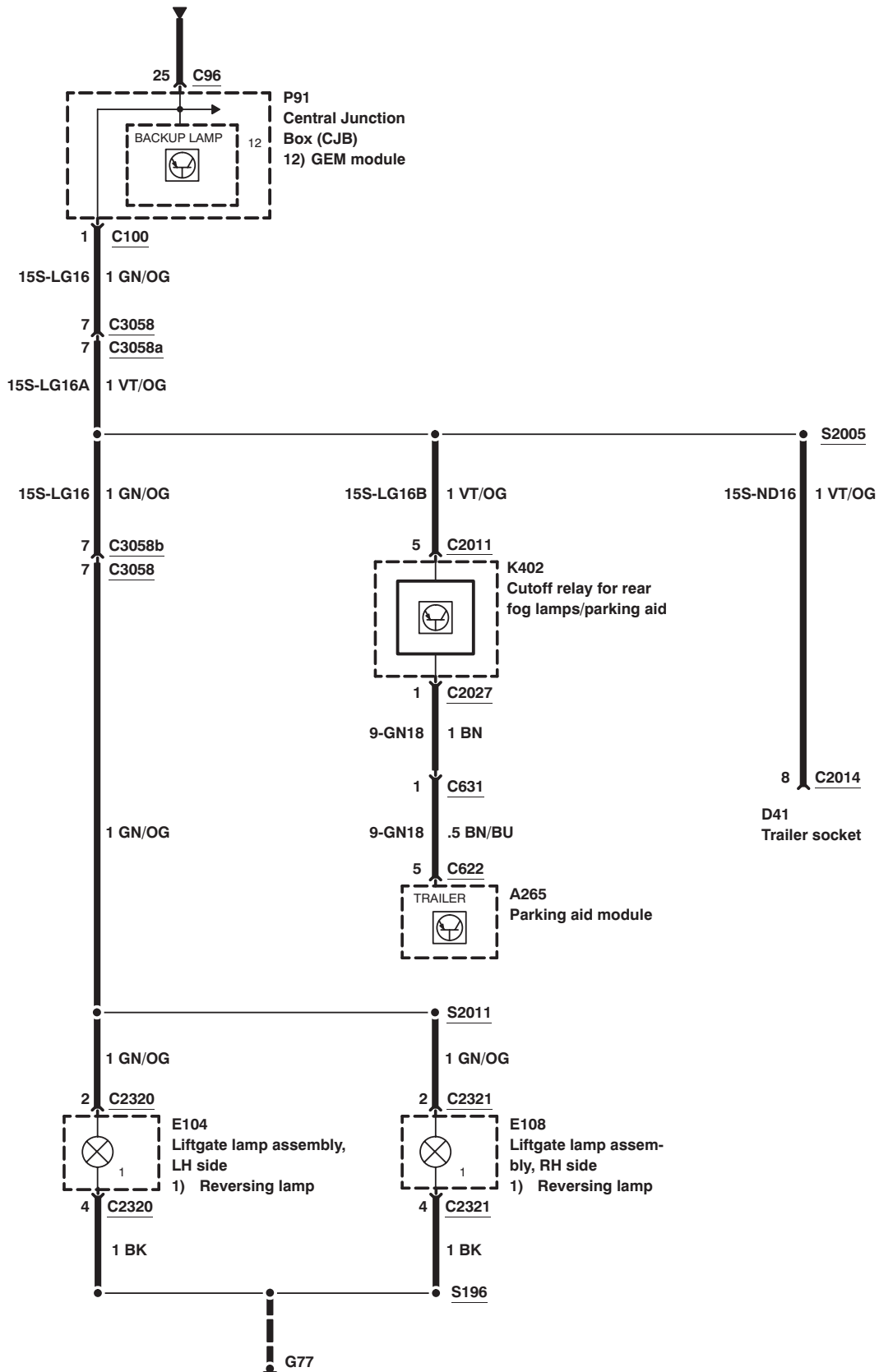


Exterior Lighting – Trailer socket, Reversing lamps, wagon, RHD

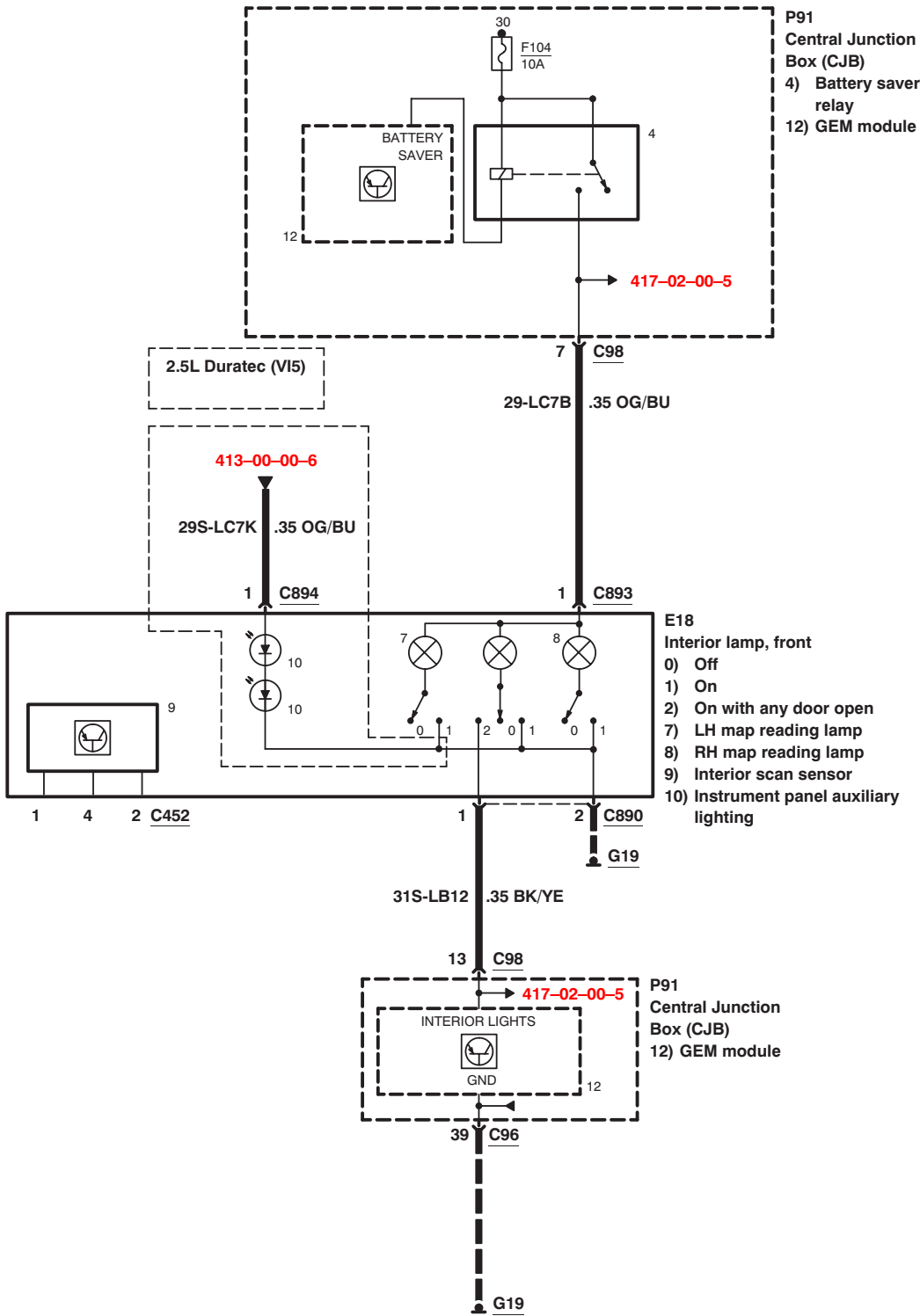


Exterior Lighting – Trailer socket, Reversing lamps, with 13-pin trailer socket, convertible

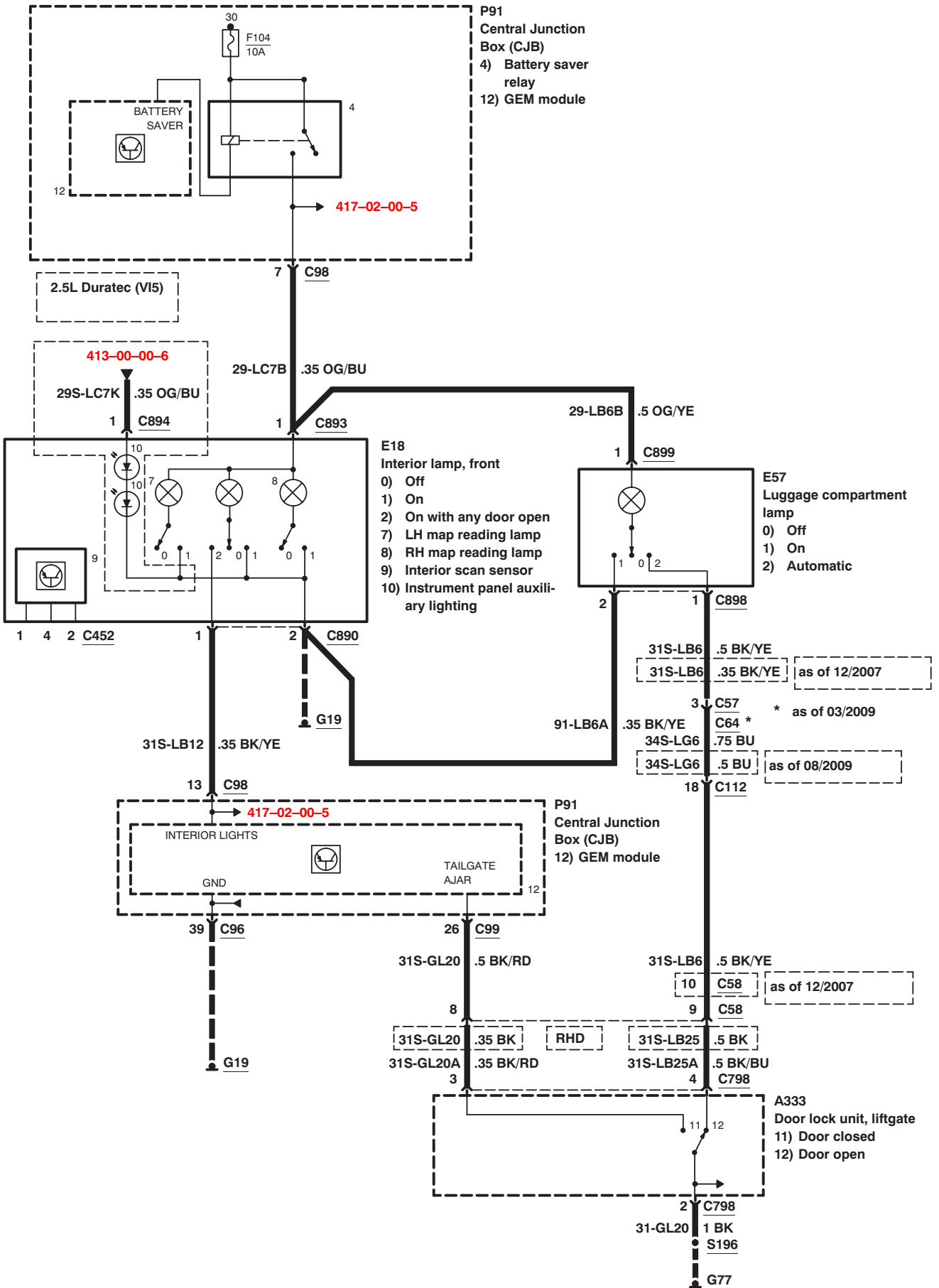
- 417-01-00-73 manual transmission
- 417-01-00-74 manual transmission (MPS6)
- 417-01-00-75 automatic transmission



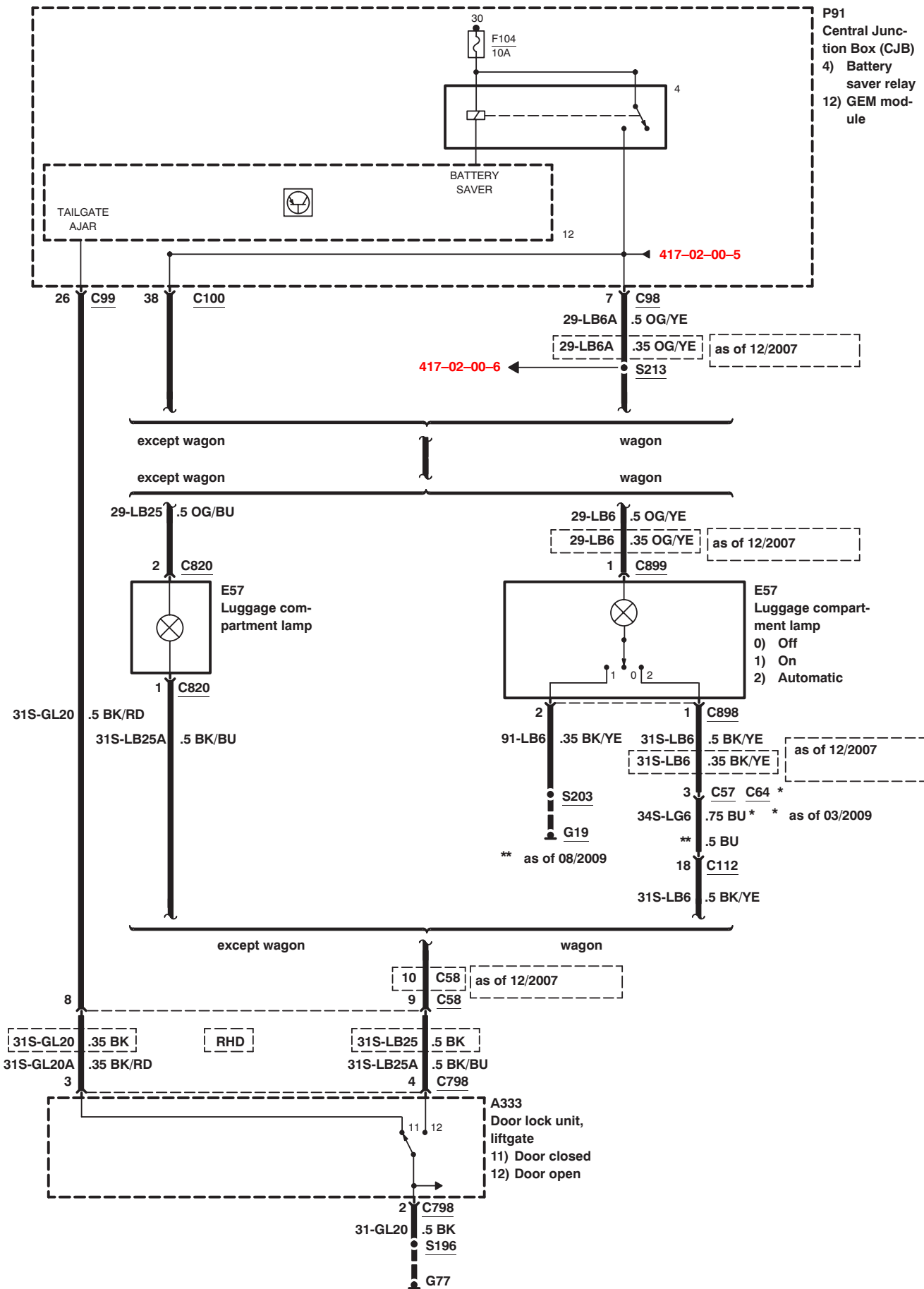
Interior Lighting – except convertible, with front interior lamp



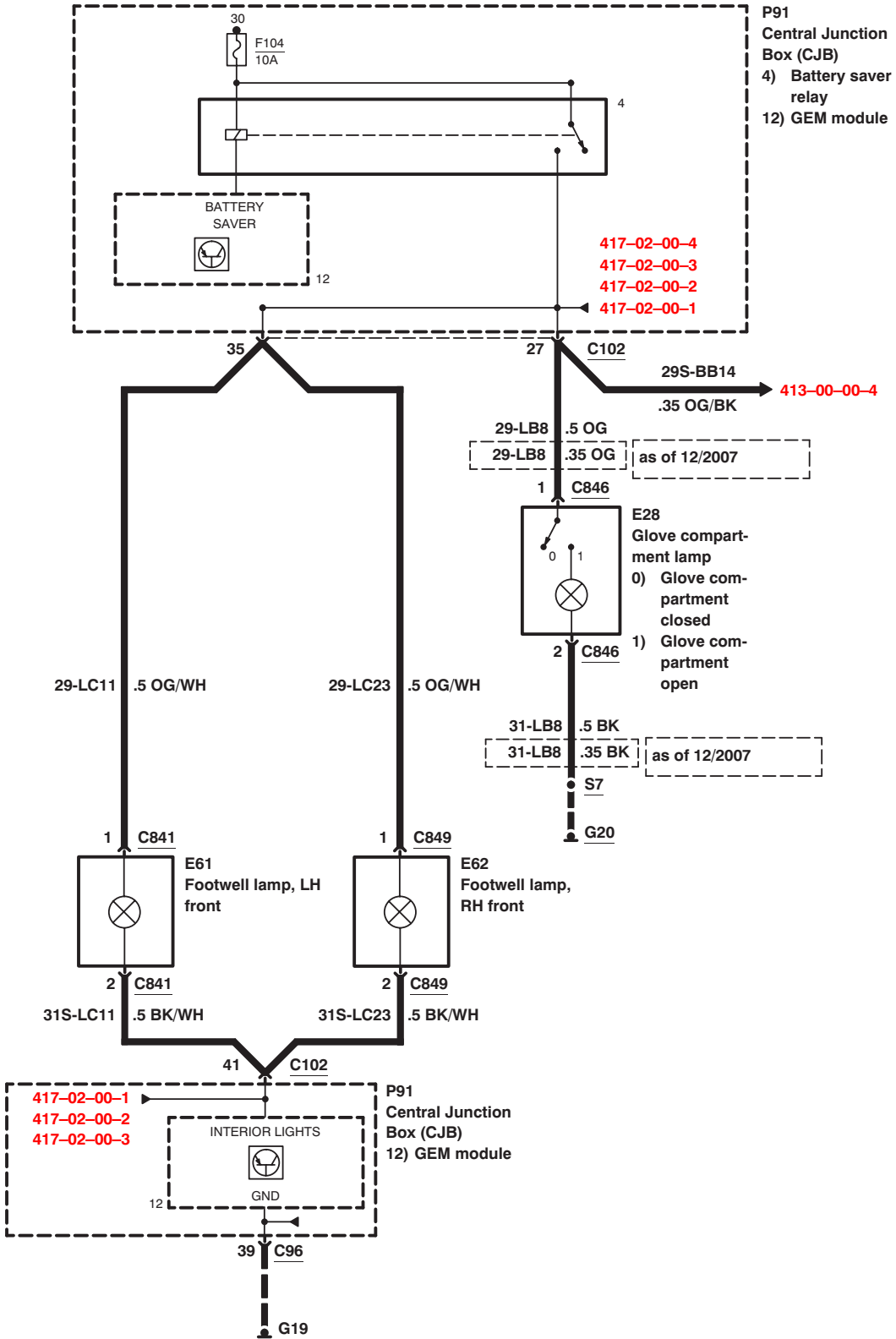
Interior Lighting – except convertible, with front interior lamp, with luggage compartment lamp



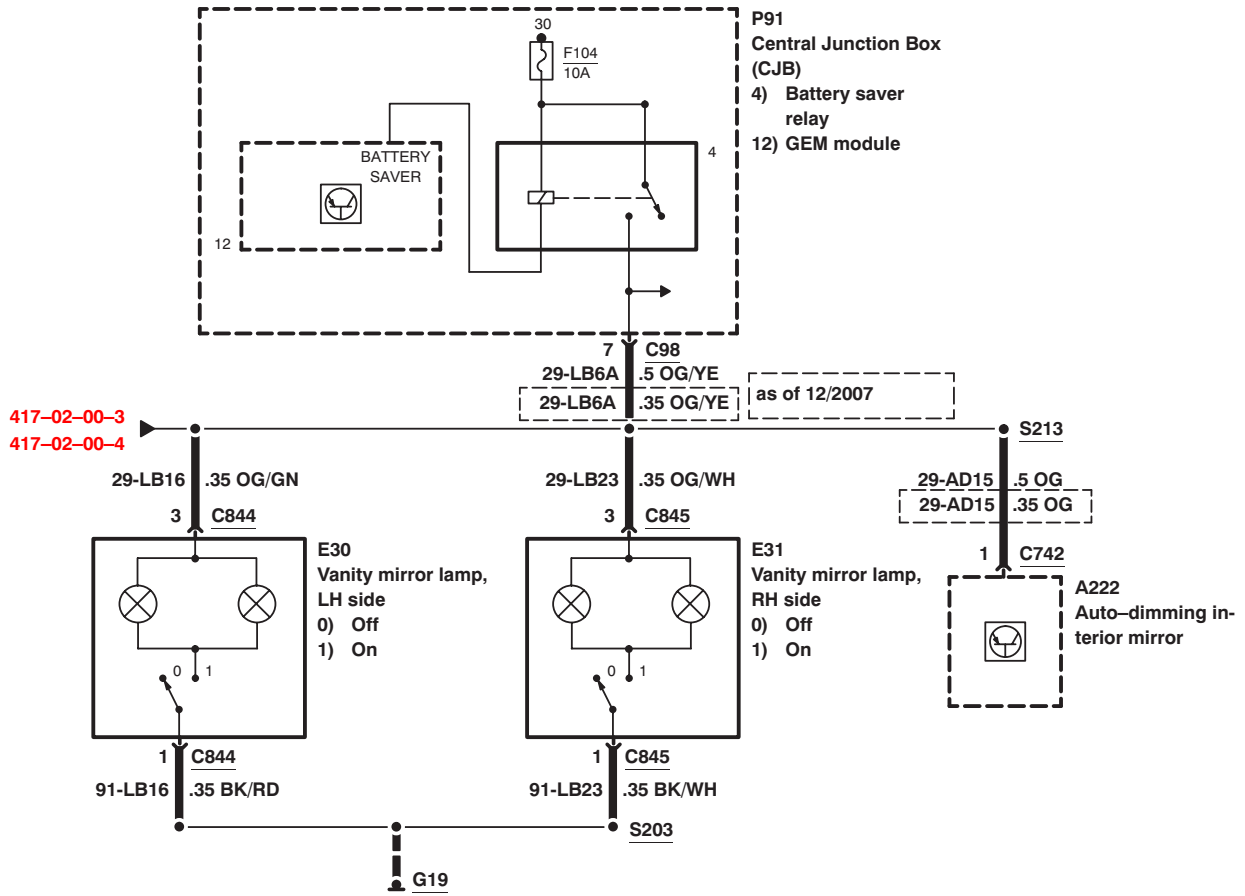
Interior Lighting – except convertible



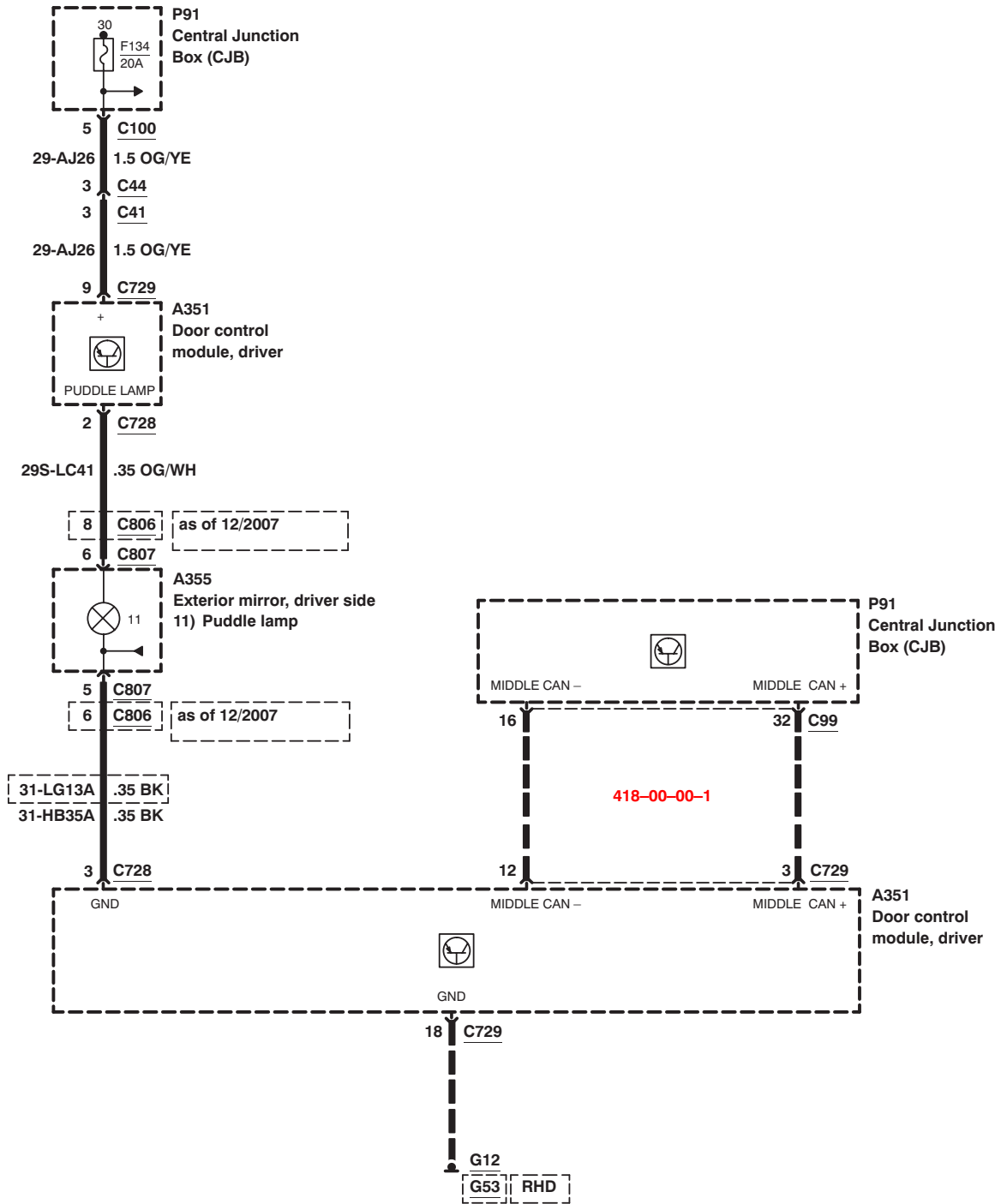
Interior Lighting – except convertible



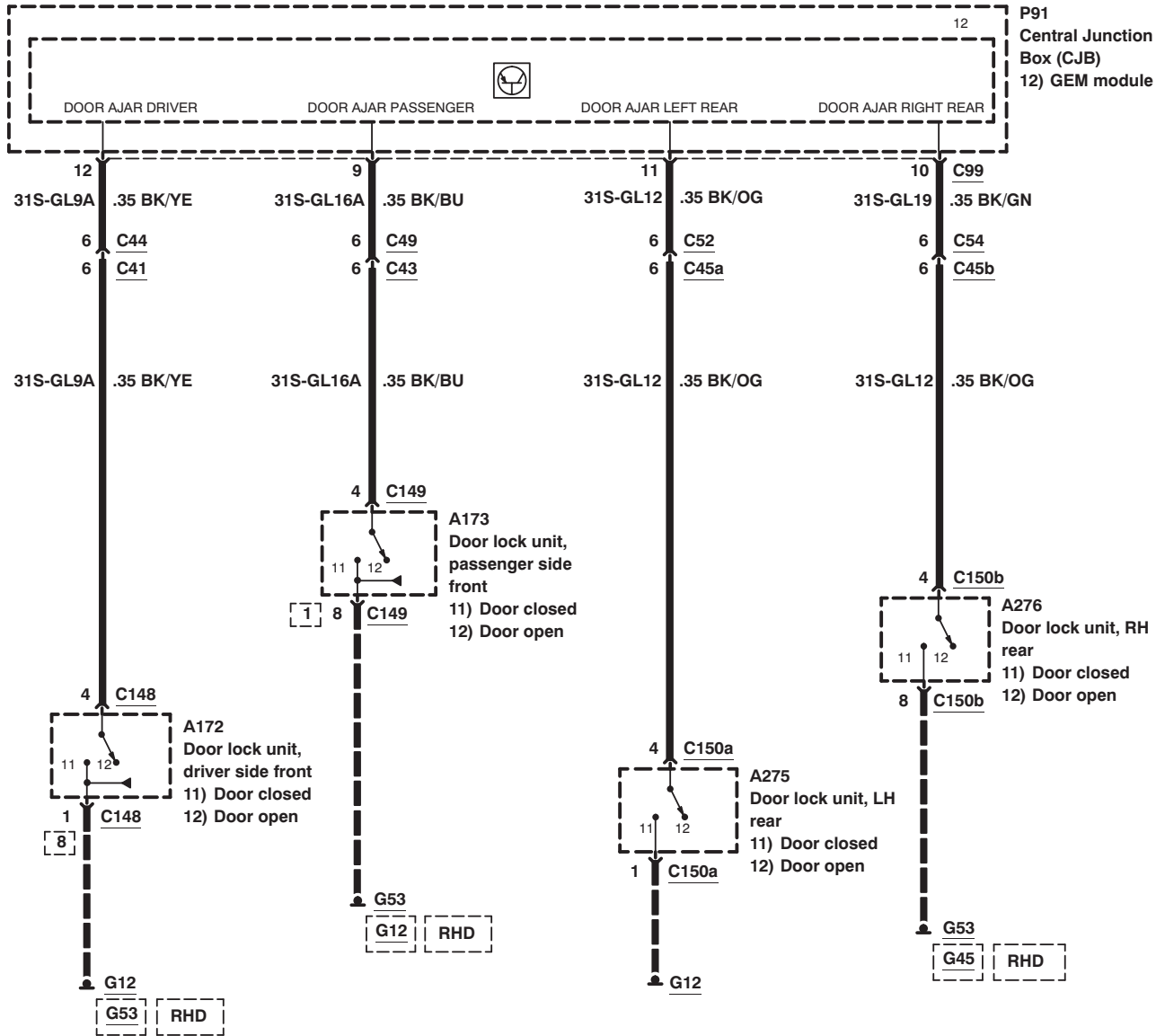
Interior Lighting – except convertible



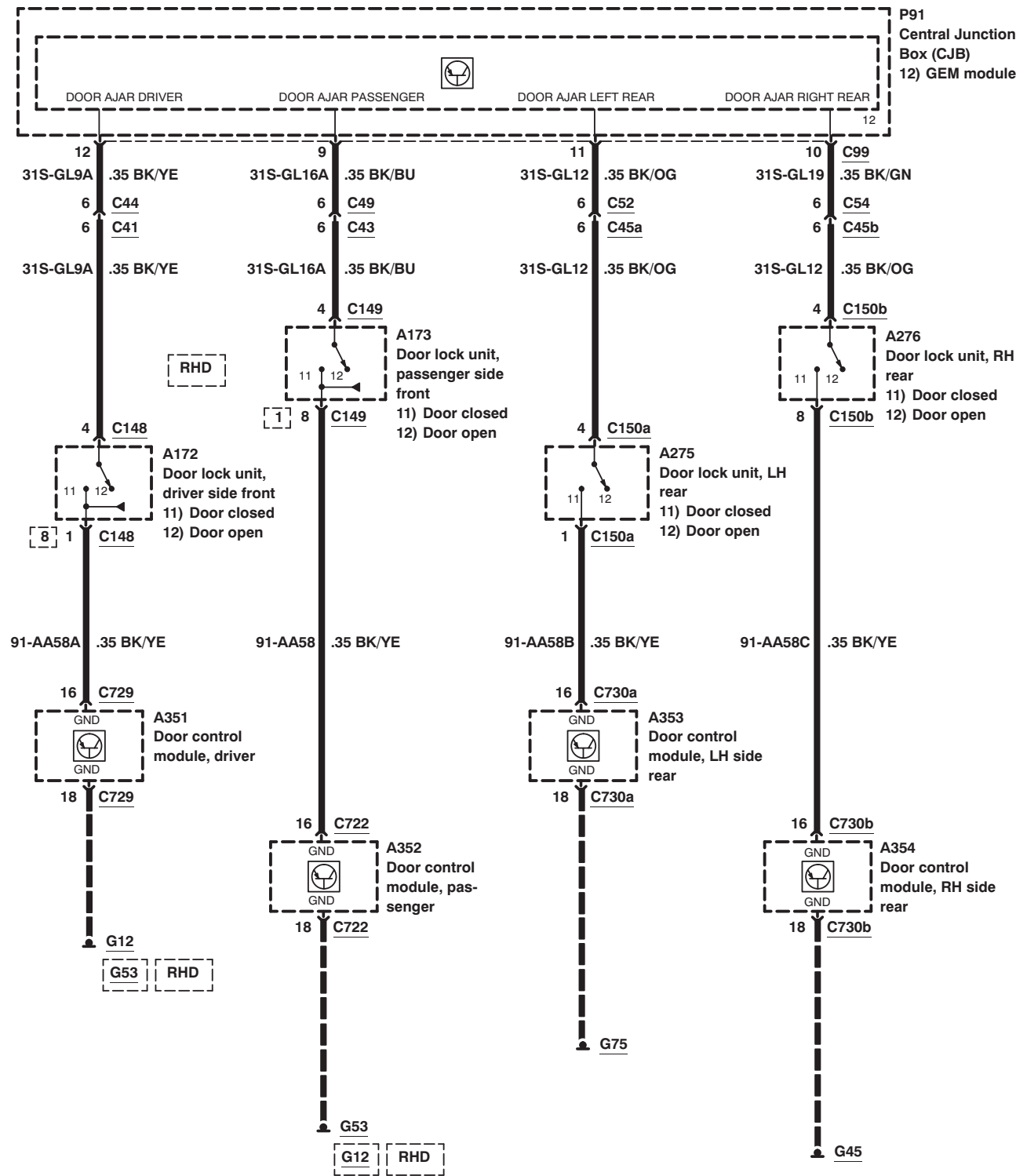
Interior Lighting – except convertible



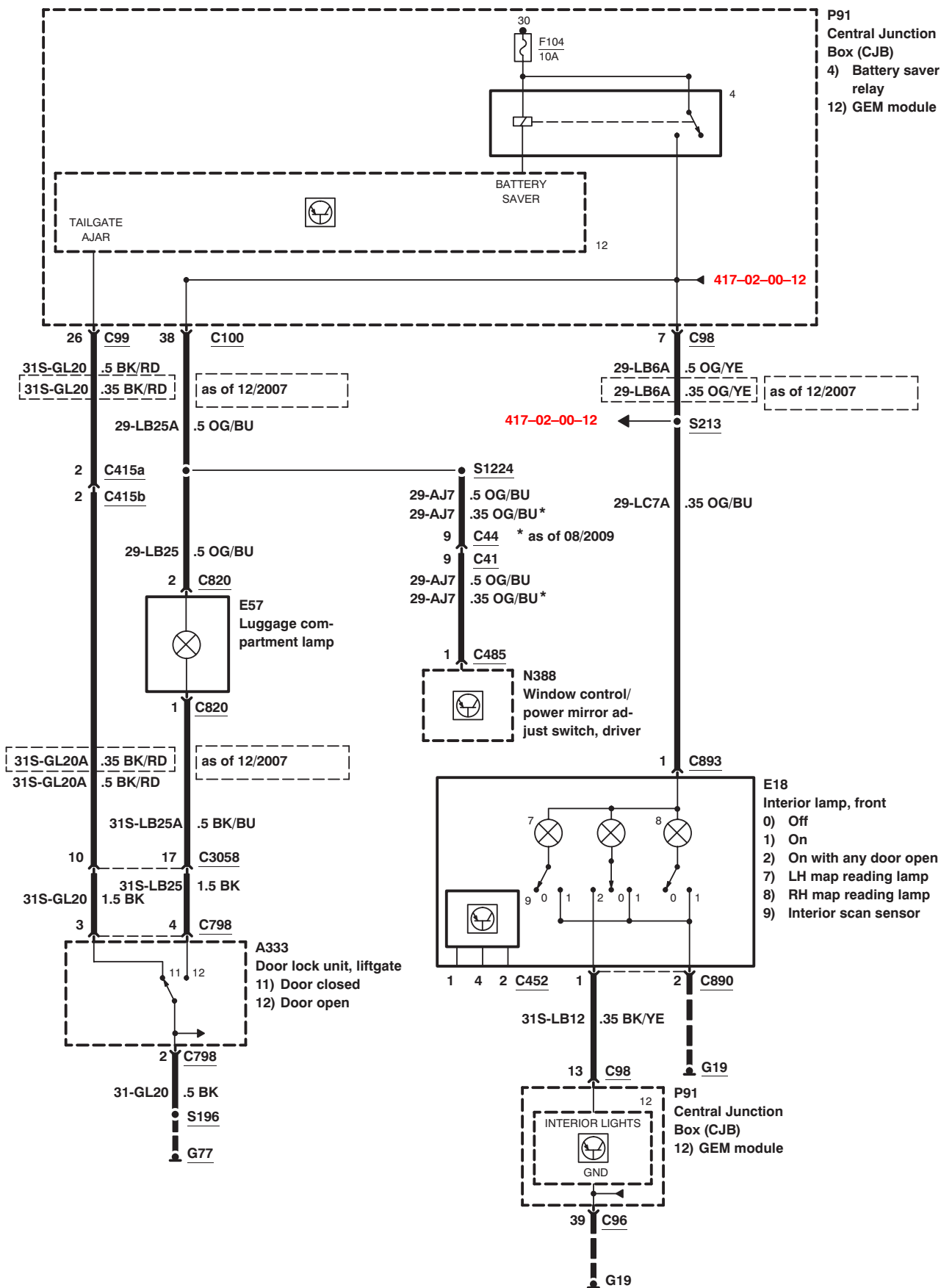
Interior Lighting – except convertible, without global closing



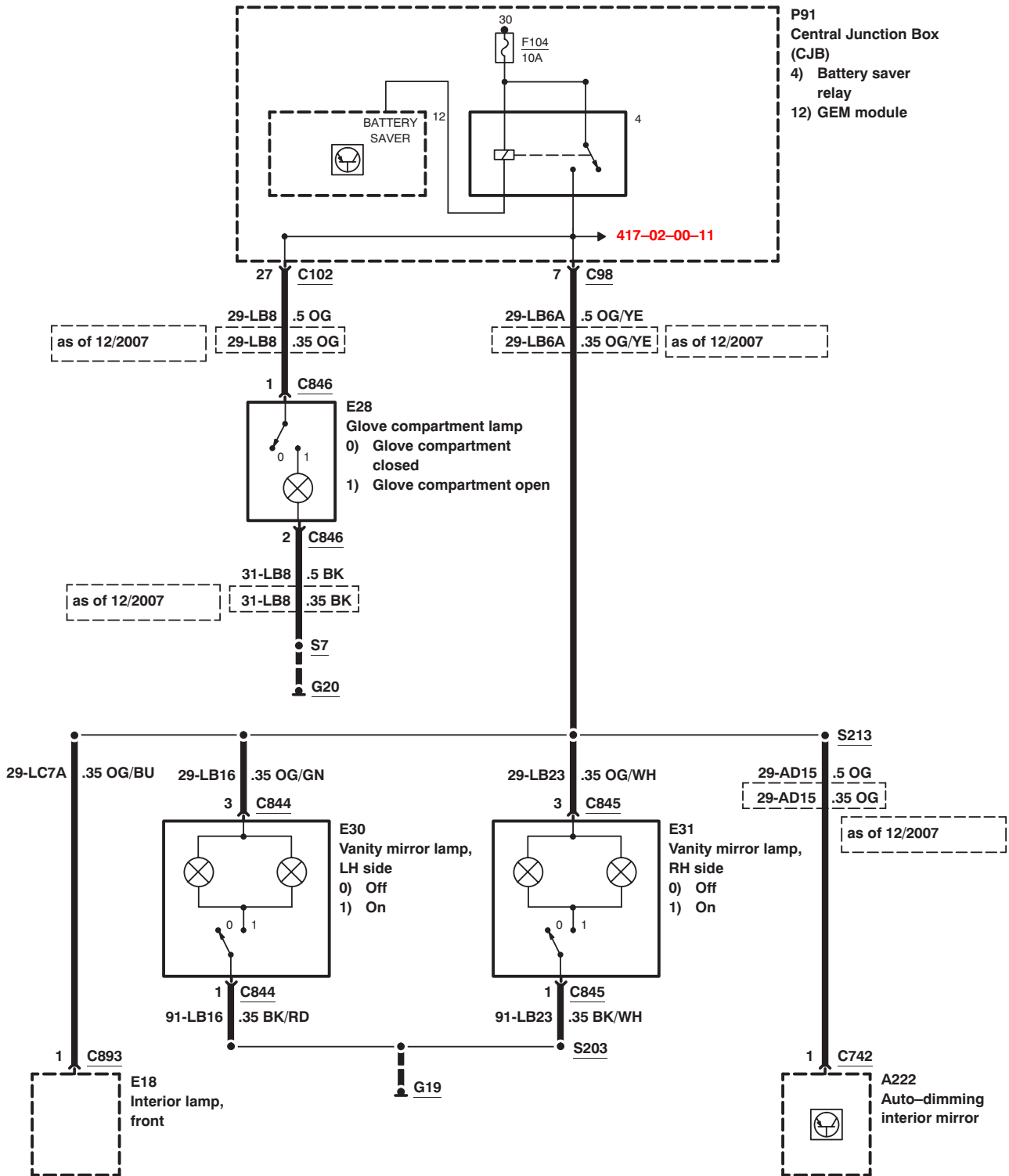
Interior Lighting – except convertible, with global closing



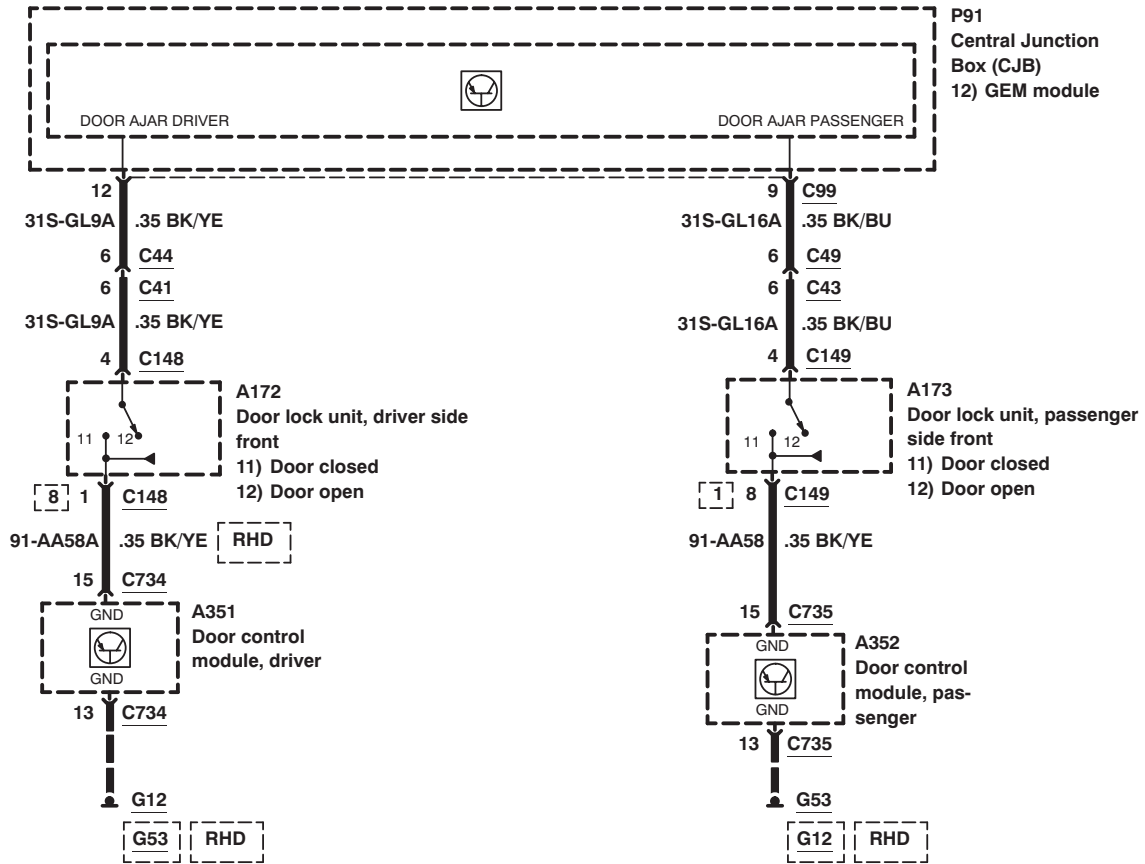
Interior Lighting – convertible



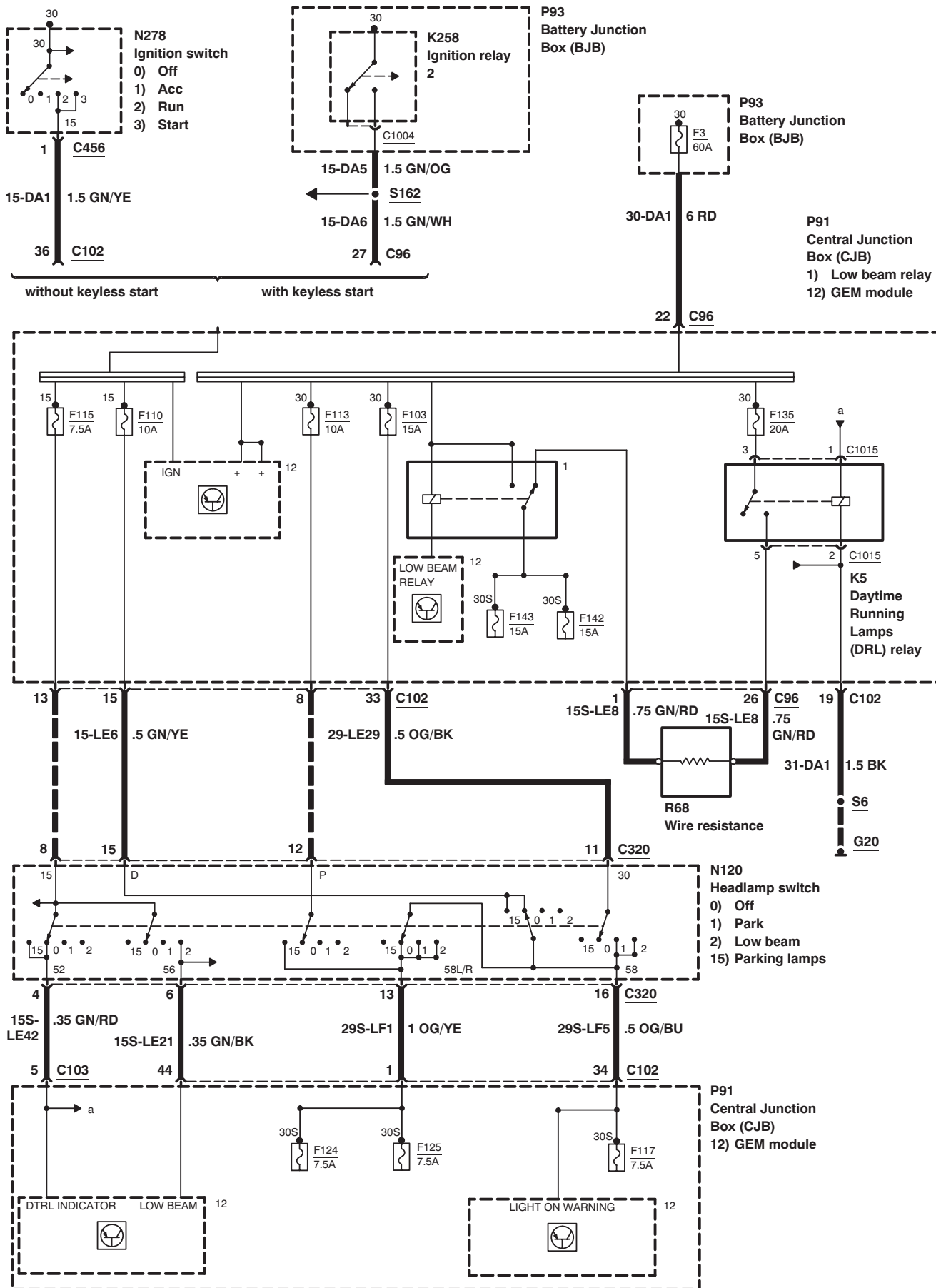
Interior Lighting – convertible



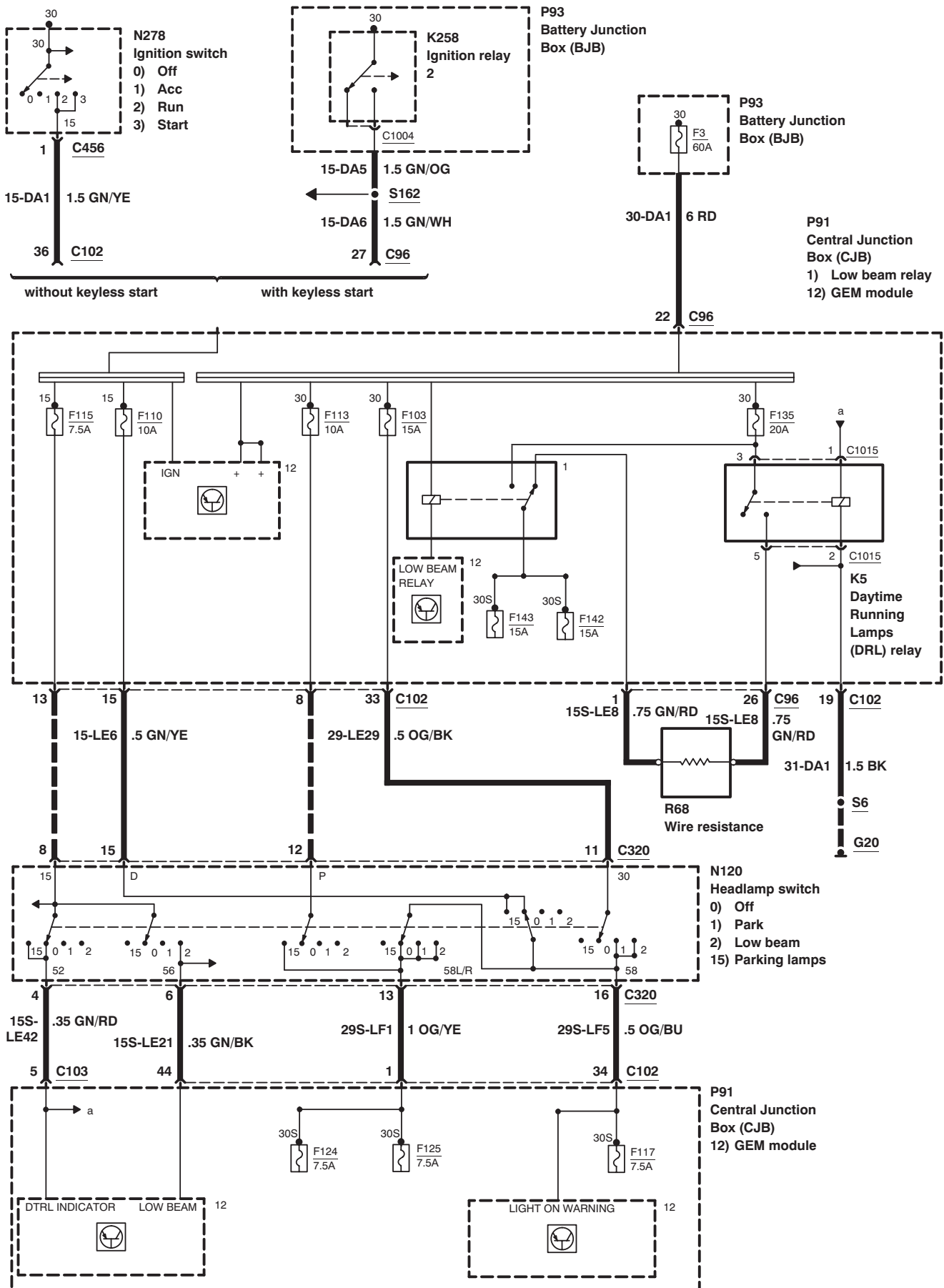
Interior Lighting – convertible



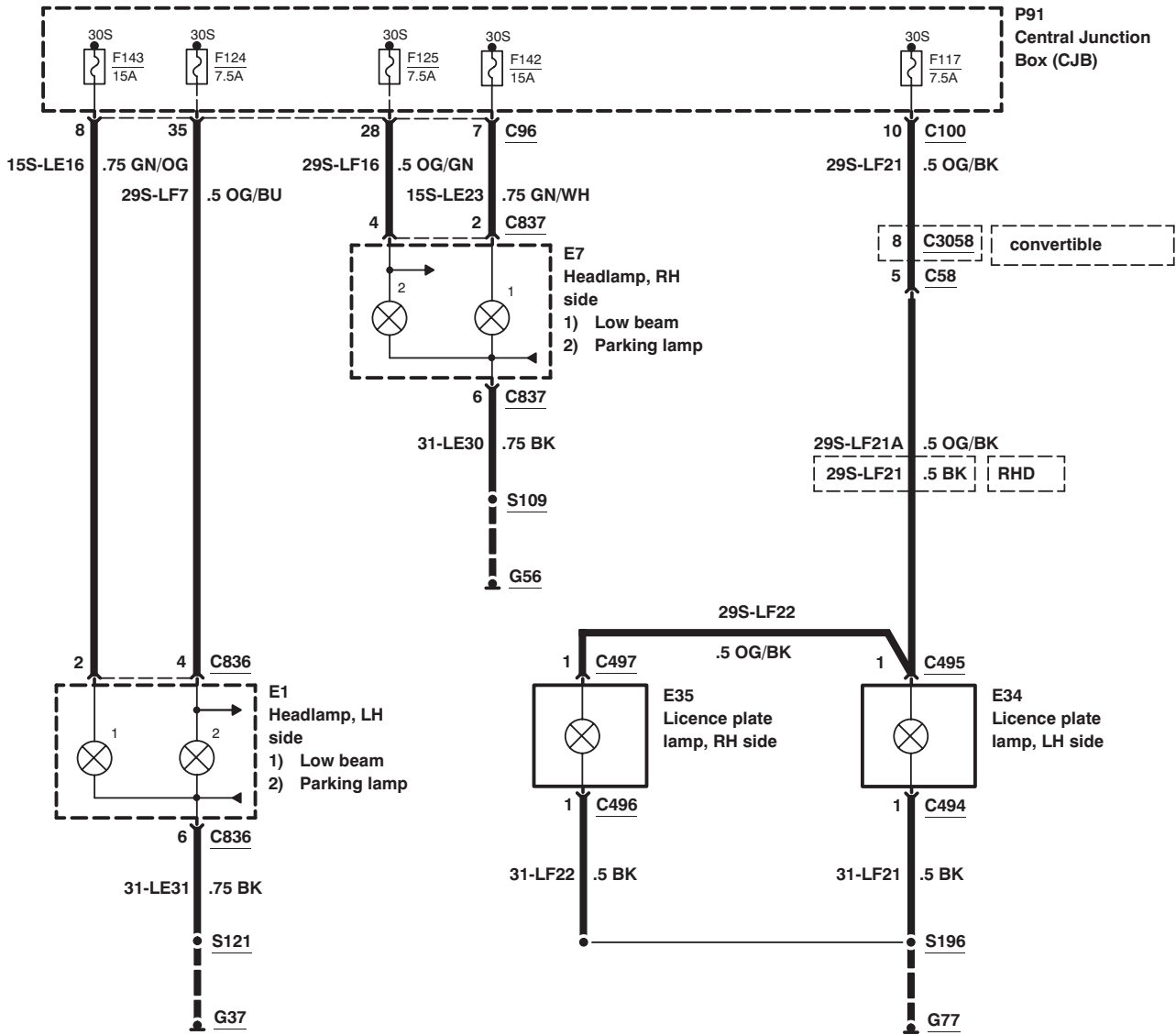
Daytime Running Lamps – Low beam, without high intensity discharge headlamps, except convertible as of 09/2008



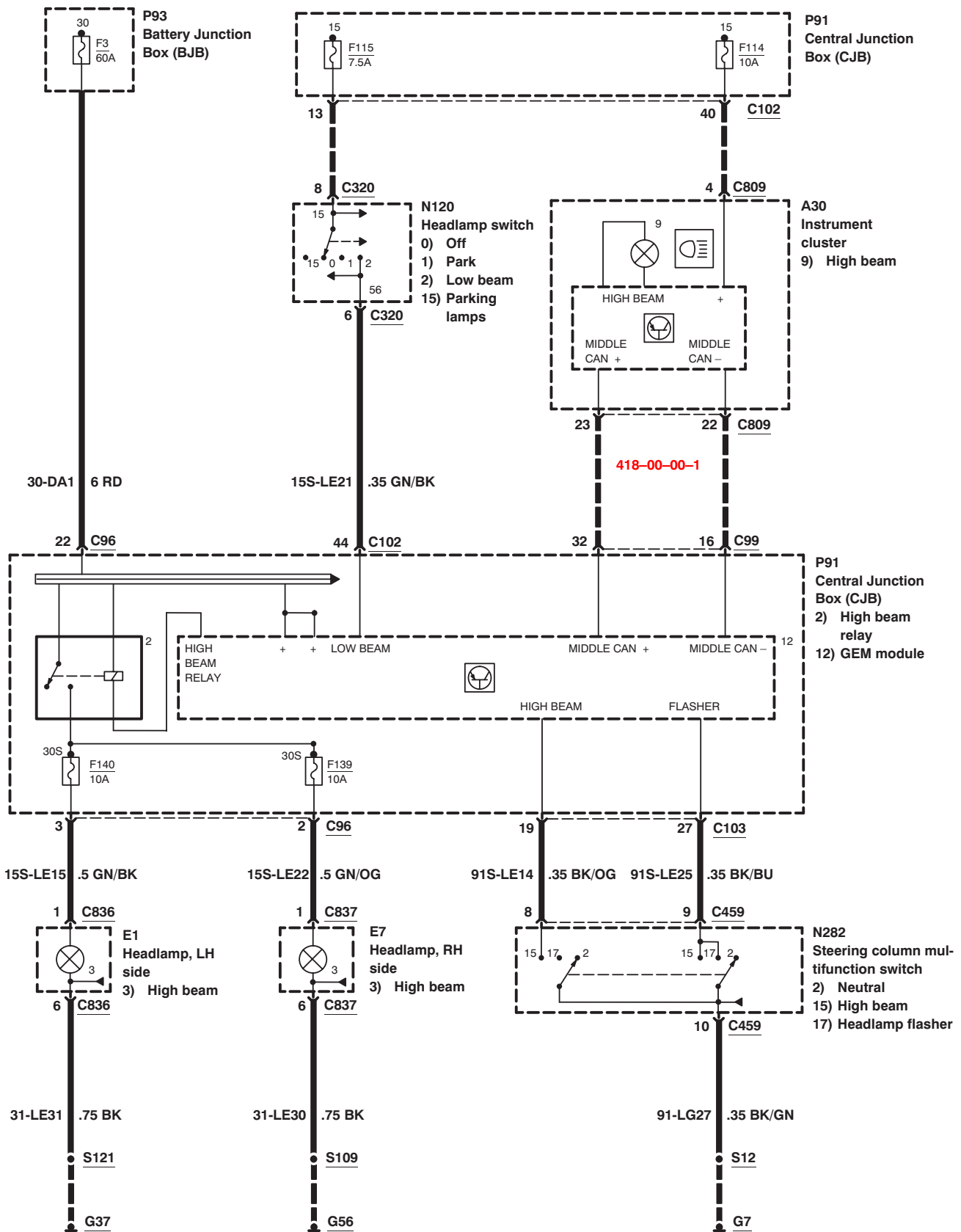
Daytime Running Lamps – Low beam, without high intensity discharge headlamps, convertible as of 09/2008



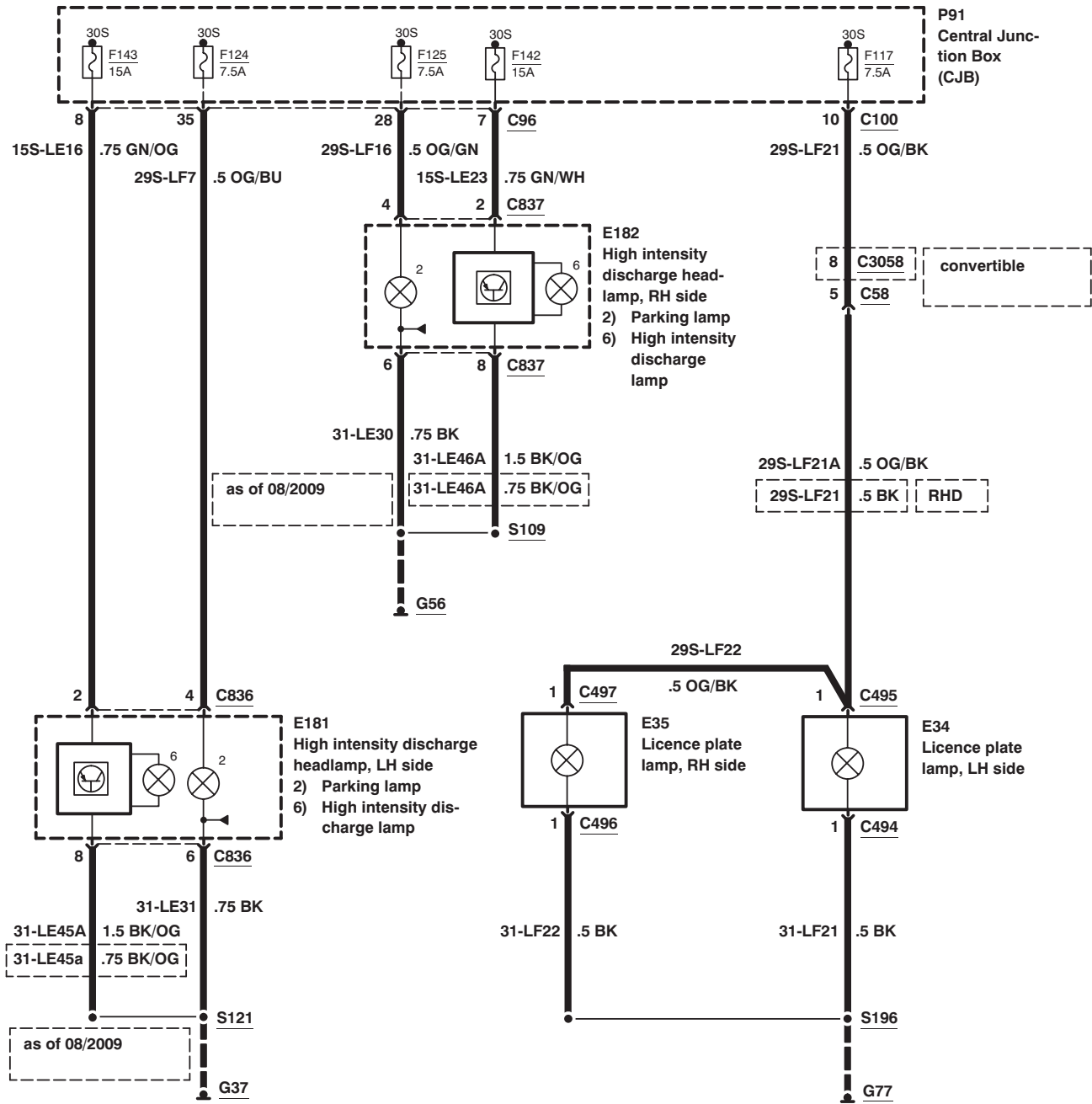
Daytime Running Lamps – Low beam, without high intensity discharge headlamps



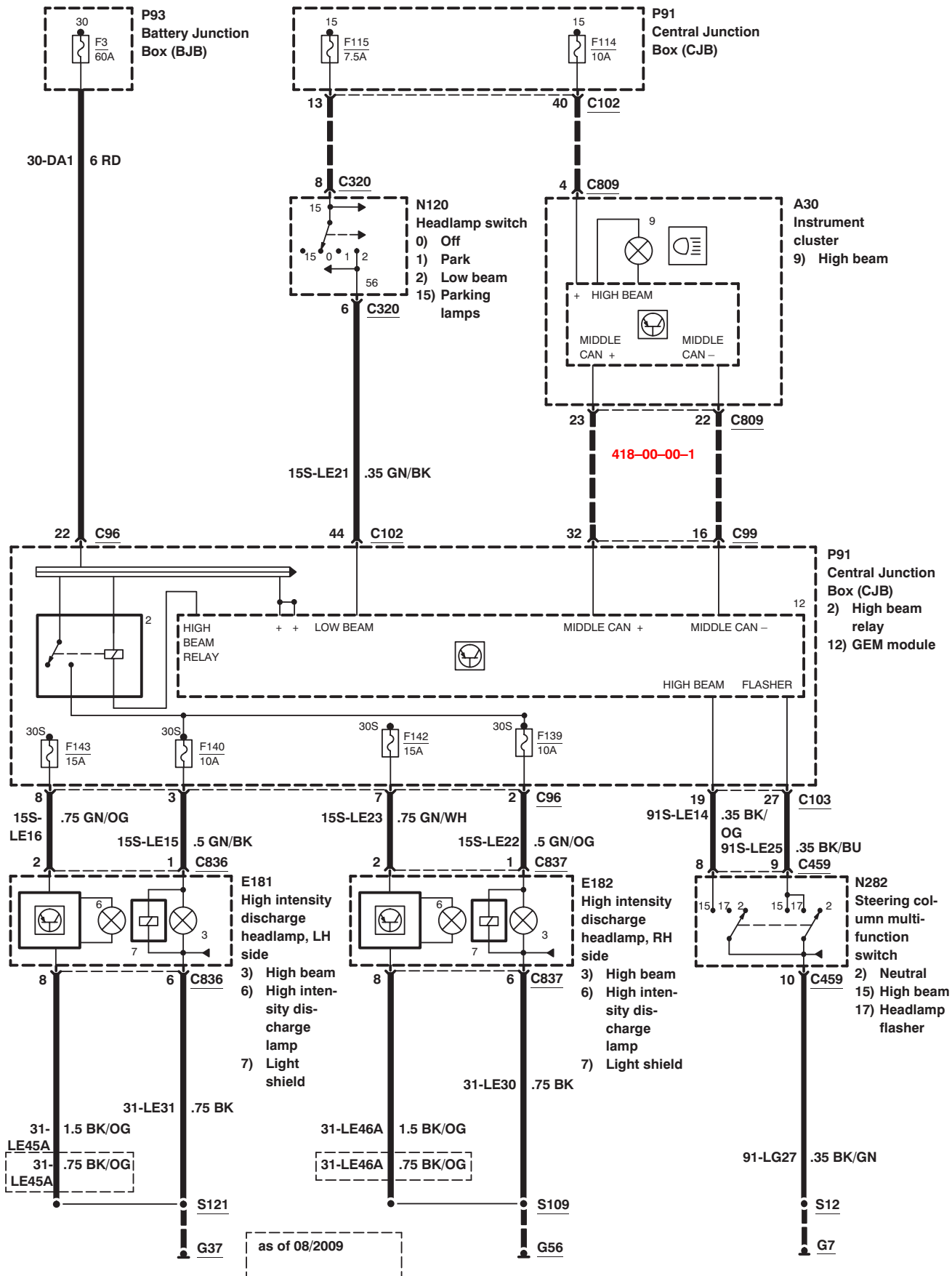
Daytime Running Lamps – High beam, without high intensity discharge headlamps



Daytime Running Lamps – Low beam, with high intensity discharge headlamps

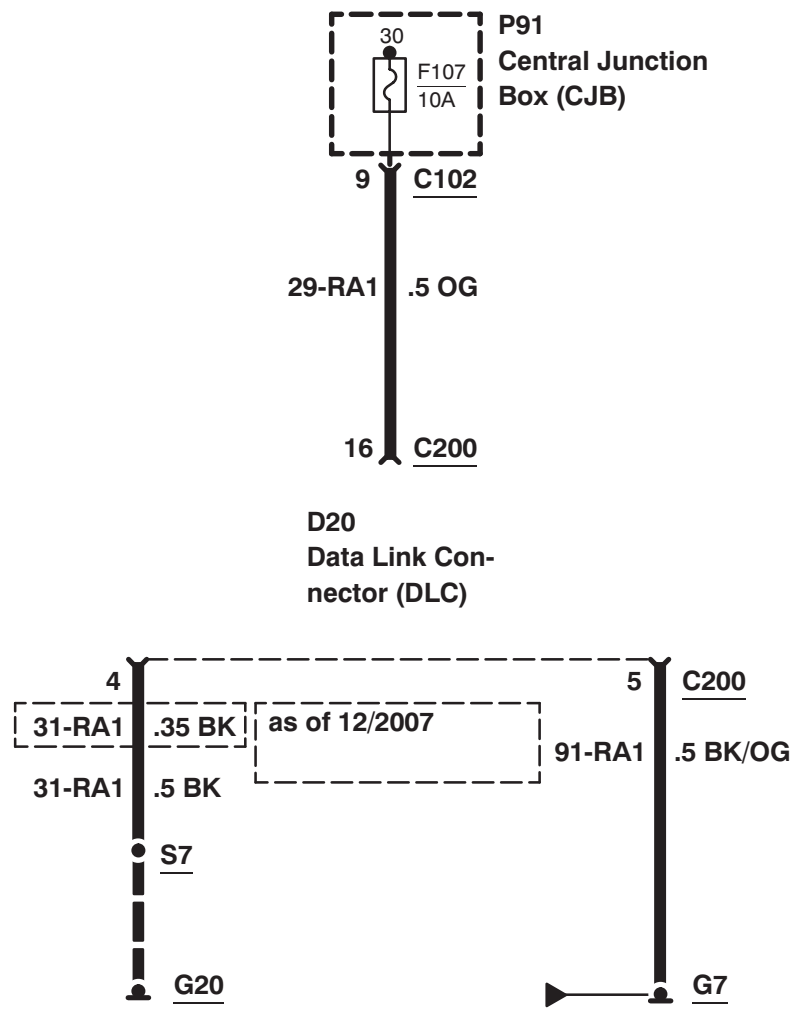


Daytime Running Lamps – High beam, with high intensity discharge headlamps

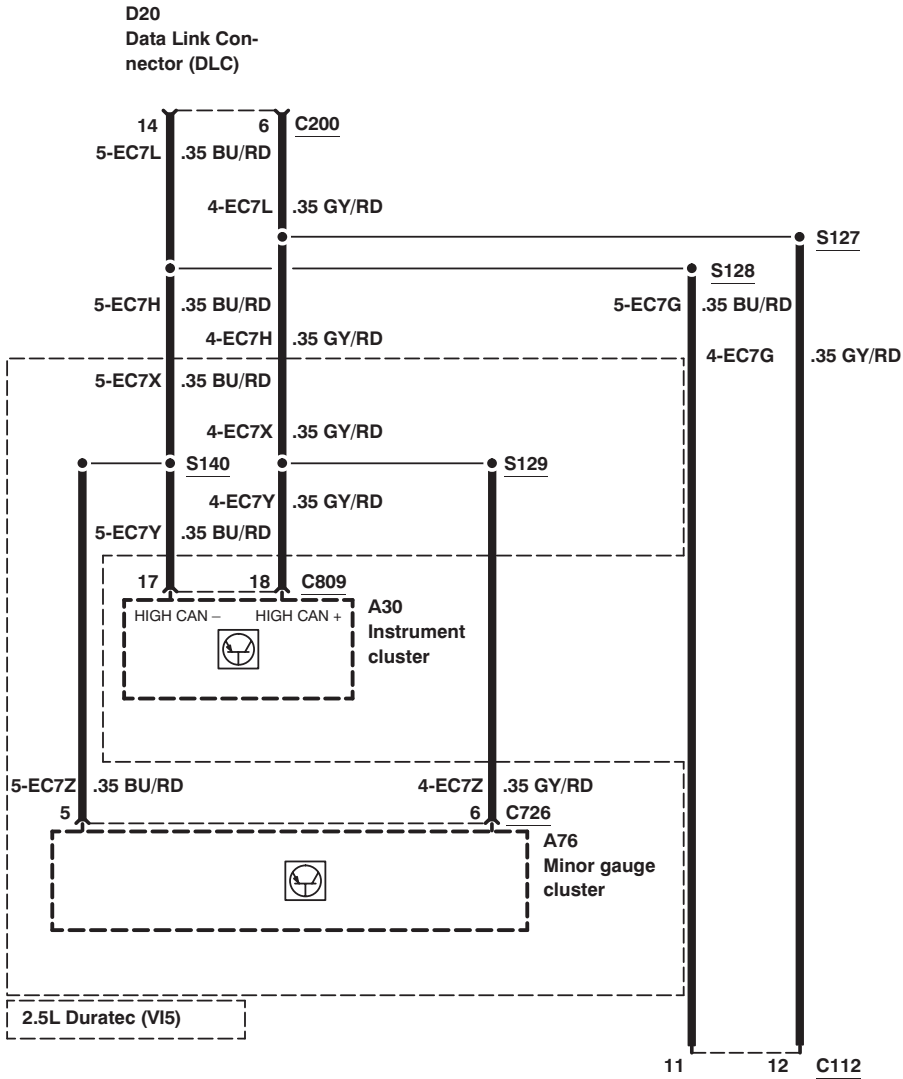


10/2007
418-00-00-1
2007.5
Focus

Module Communications Network – Data link connector, pins 4, 5 and 16



Module Communications Network – Data link connector, pins 6 and 14, without high intensity discharge headlamps, without adaptive front lighting

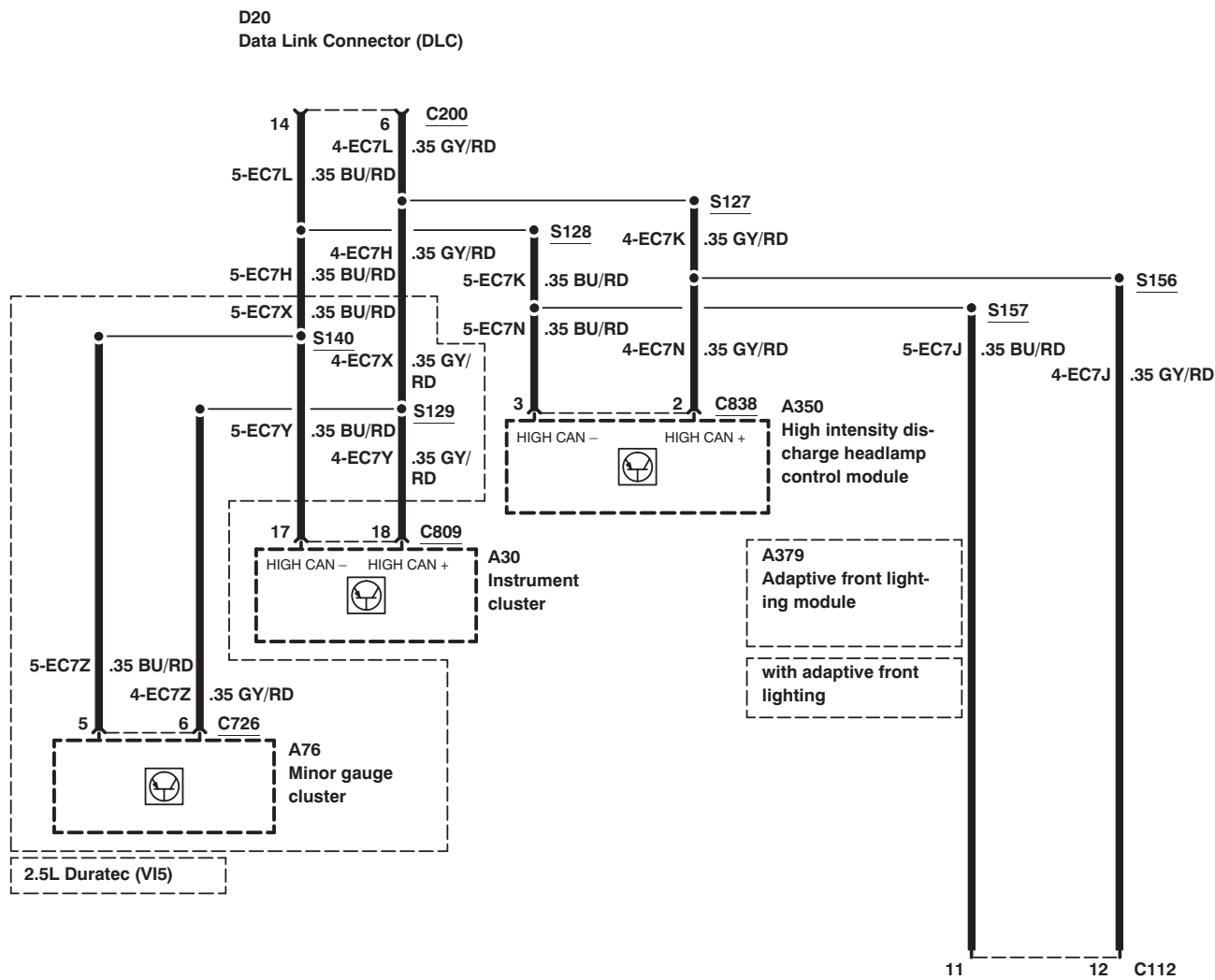


418-00-00-4 without keyless start

418-00-00-5 with keyless start

418-00-00-6 with diesel particulate filter, with keyless start

Module Communications Network – Data link connector, pins 6 and 14, with high intensity discharge headlamps, with adaptive front lighting

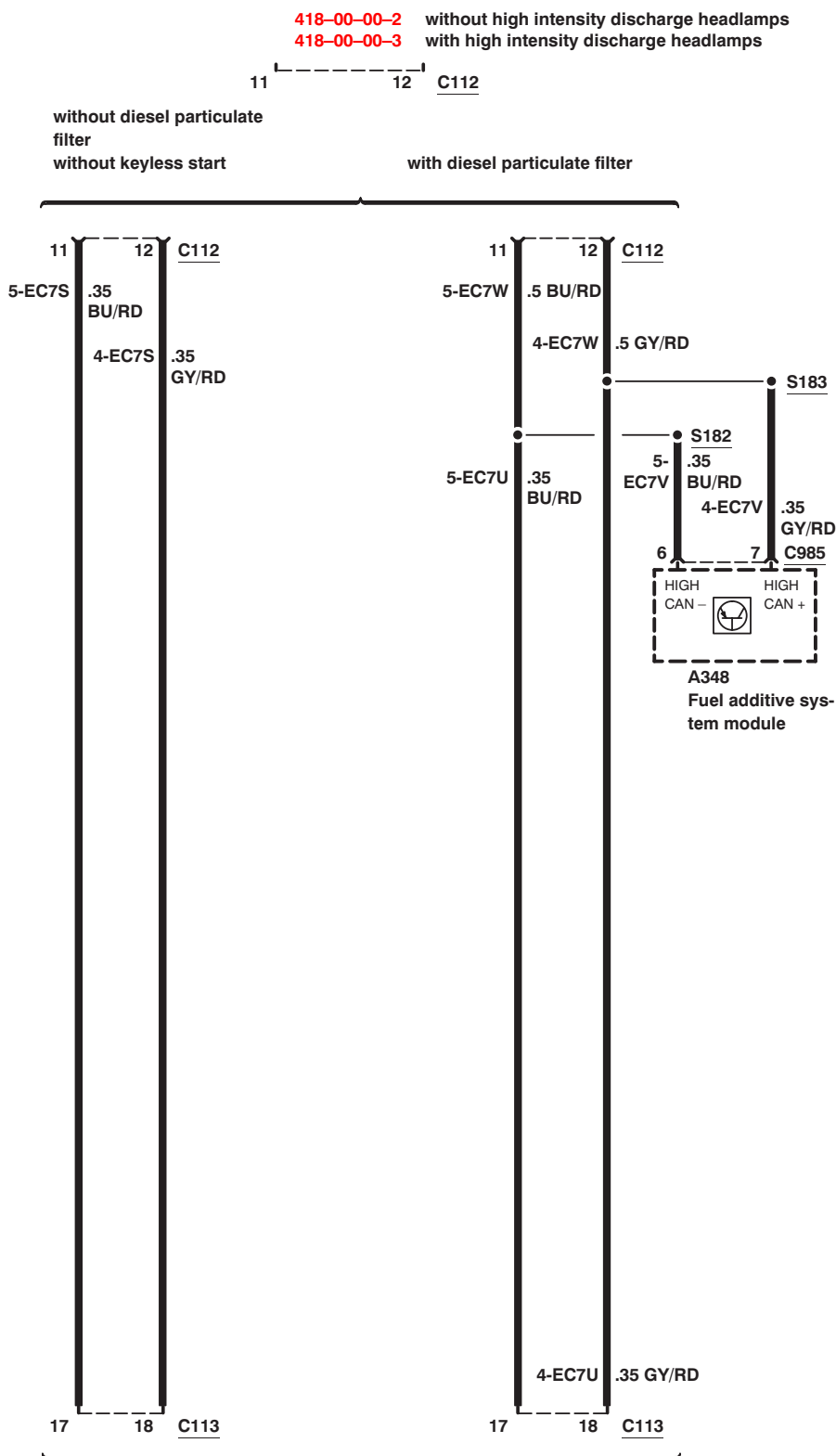


418-00-00-4 without keyless start

418-00-00-5 with keyless start

418-00-00-6 with diesel particulate filter, with keyless start

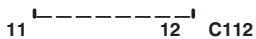
Module Communications Network – Data link connector, pins 6 and 14



- 418-00-00-7 without ABS, without Electronic Stability Program (ESP), manual transmission
- 418-00-00-8 without ABS, without Electronic Stability Program (ESP), automatic transmission, manual transmission (MPS6)
- 418-00-00-9 with ABS, with Electronic Stability Program (ESP)

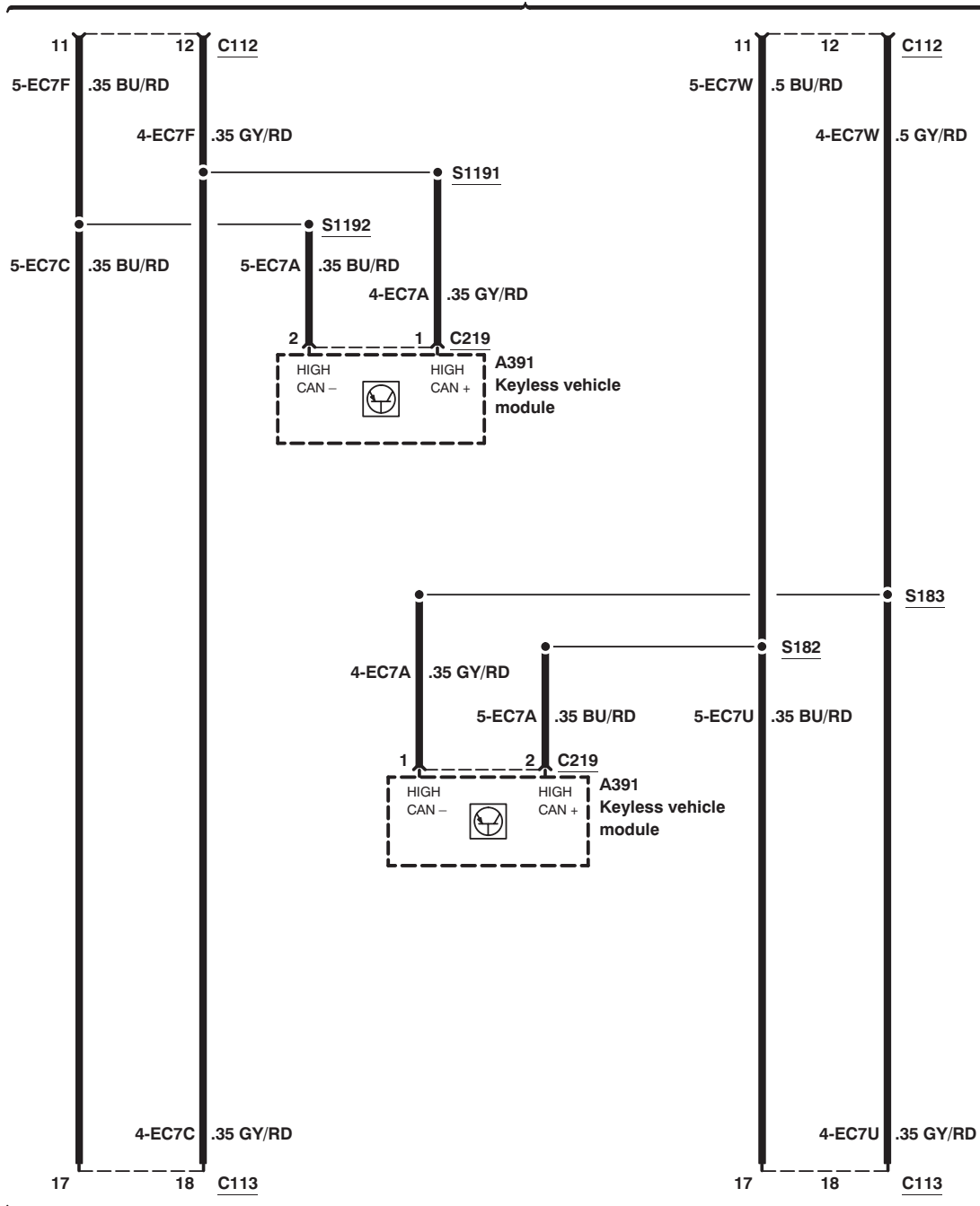
Module Communications Network – Data link connector, pins 6 and 14

418-00-00-2 without high intensity discharge headlamps
418-00-00-3 with high intensity discharge headlamps



with keyless start, as of 09/2008

with keyless start, before 09/2008



- 418-00-00-5 without ABS, without Electronic Stability Program (ESP), manual transmission
- 418-00-00-6 without ABS, without Electronic Stability Program (ESP), automatic transmission, manual transmission (MPS6)
- 418-00-00-7 with ABS, with Electronic Stability Program (ESP), manual transmission
- 418-00-00-8 with ABS, with Electronic Stability Program (ESP), automatic transmission, manual transmission (MPS6)

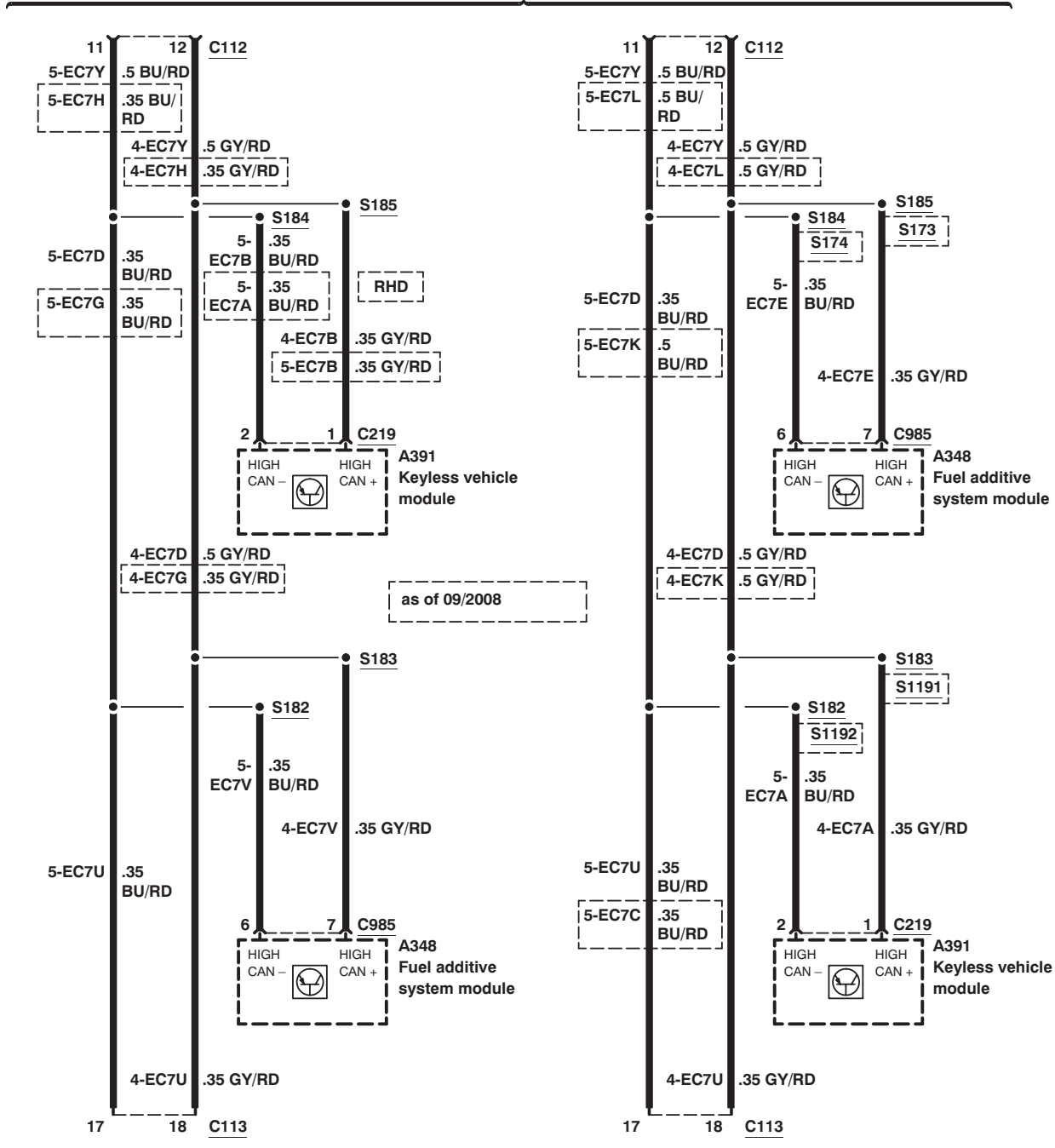
Module Communications Network – Data link connector, pins 6 and 14

418-00-00-2 without high intensity discharge headlamps
418-00-00-3 with high intensity discharge headlamps

11 12 C112

with diesel particulate filter, with keyless start, LHD

with diesel particulate filter, with keyless start, RHD

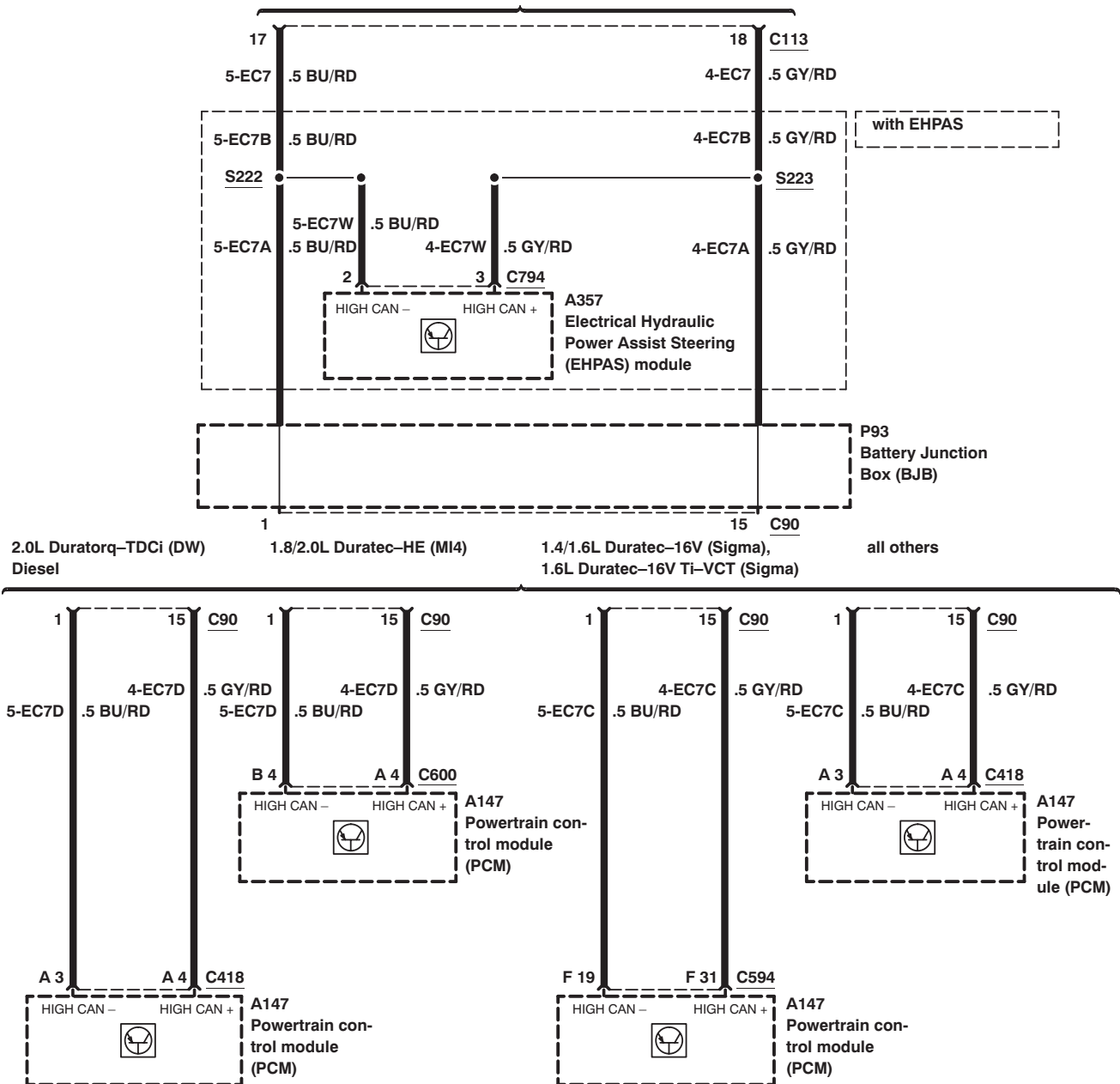


as of 09/2008

- 418-00-00-7 without ABS, without Electronic Stability Program (ESP), manual transmission
- 418-00-00-8 without ABS, without Electronic Stability Program (ESP), automatic transmission, manual transmission (MPS6)
- 418-00-00-9 with ABS, with Electronic Stability Program (ESP)

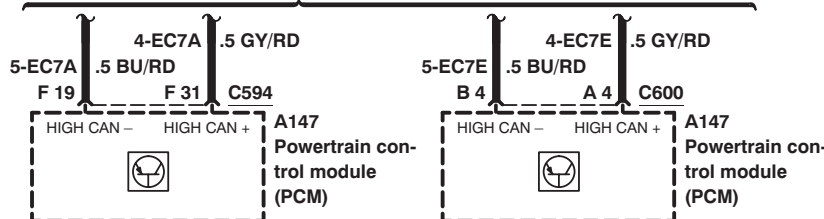
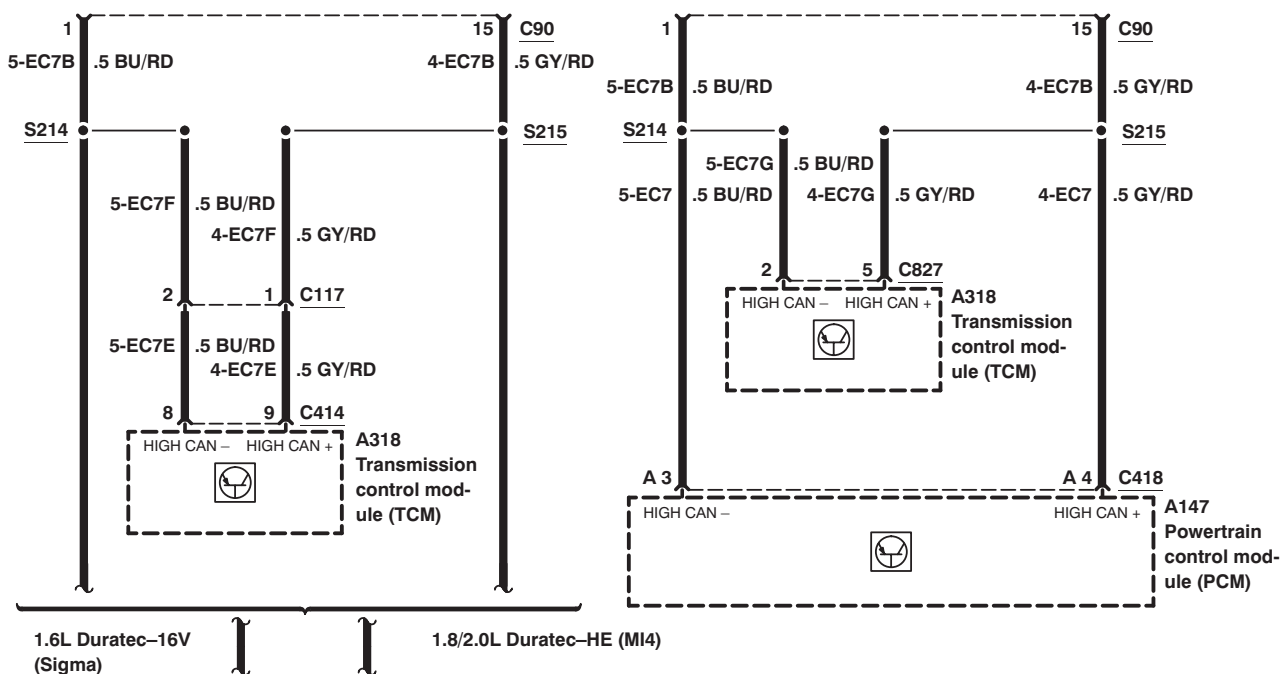
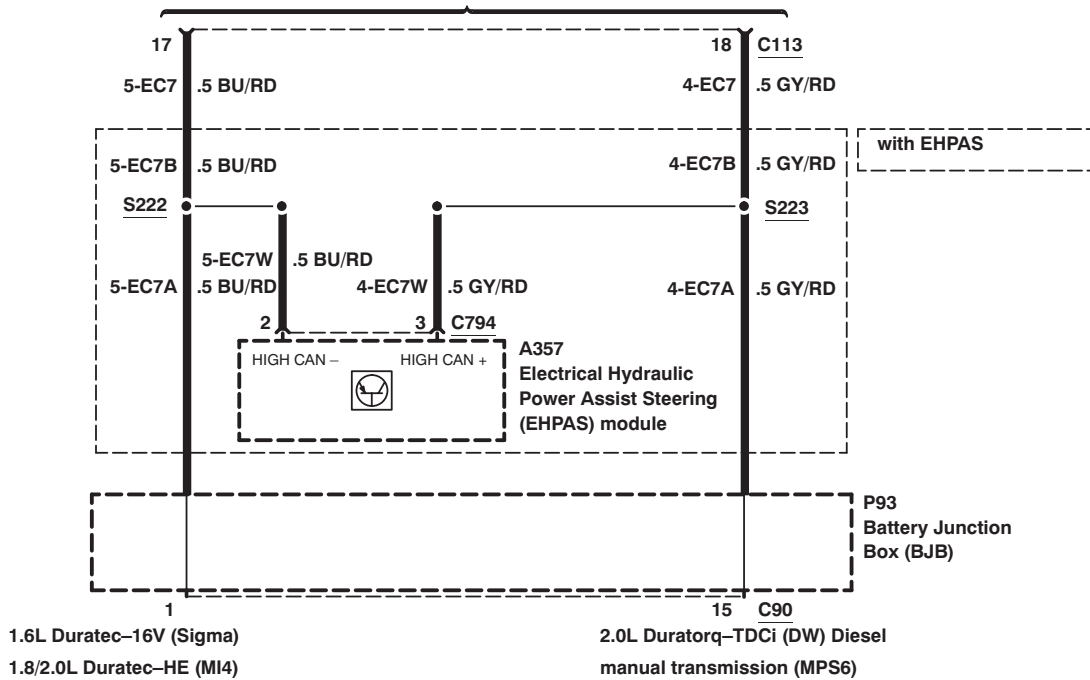
Module Communications Network – Data Link Connector (DLC), without ABS, without Electronic Stability Program (ESP), manual transmission

- 418-00-00-4 without keyless start
- 418-00-00-5 with keyless start
- 418-00-00-5 with diesel particulate filter, with keyless start



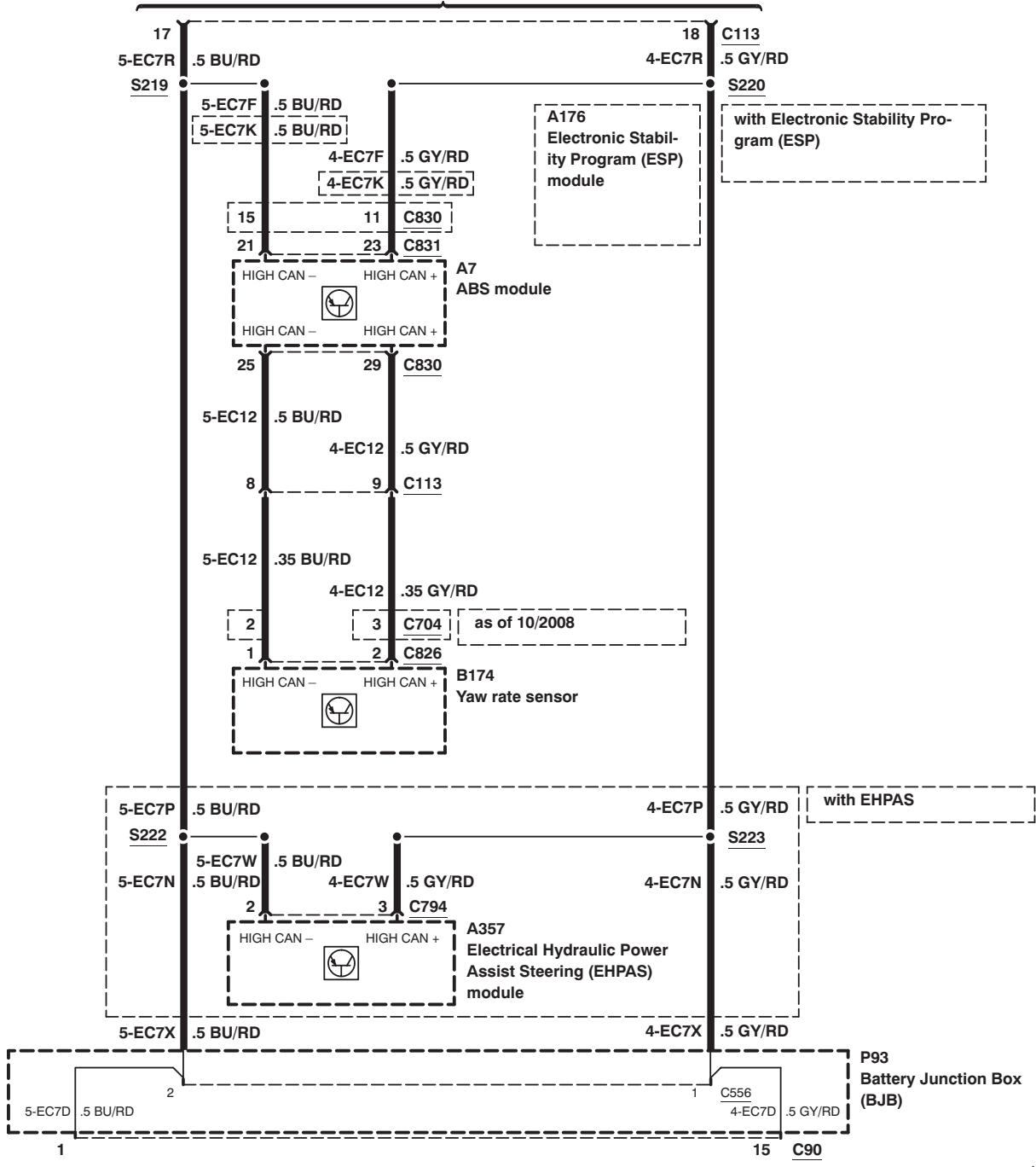
Module Communications Network – Data Link Connector (DLC), without ABS, without Electronic Stability Program (ESP), automatic transmission, manual transmission (MPS6)

- 418-00-00-4 without keyless start
- 418-00-00-5 with keyless start
- 418-00-00-5 with diesel particulate filter, with keyless start



Module Communications Network – Data Link Connector (DLC), with ABS, with Electronic Stability Program (ESP)

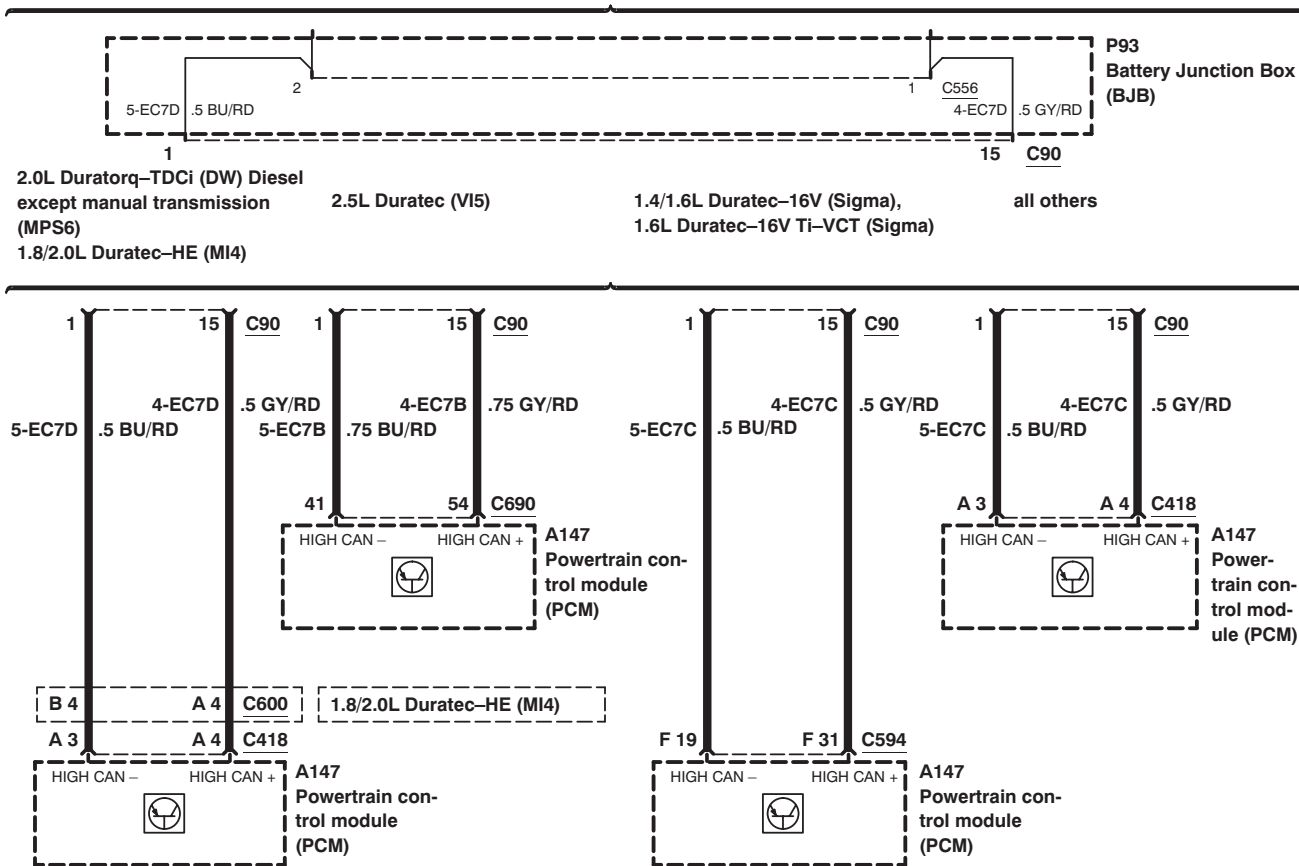
- 418-00-00-4 without keyless start
- 418-00-00-5 with keyless start
- 418-00-00-5 with diesel particulate filter, with keyless start



- 418-00-00-10 manual transmission
- 418-00-00-11 automatic transmission, manual transmission (MPS6)

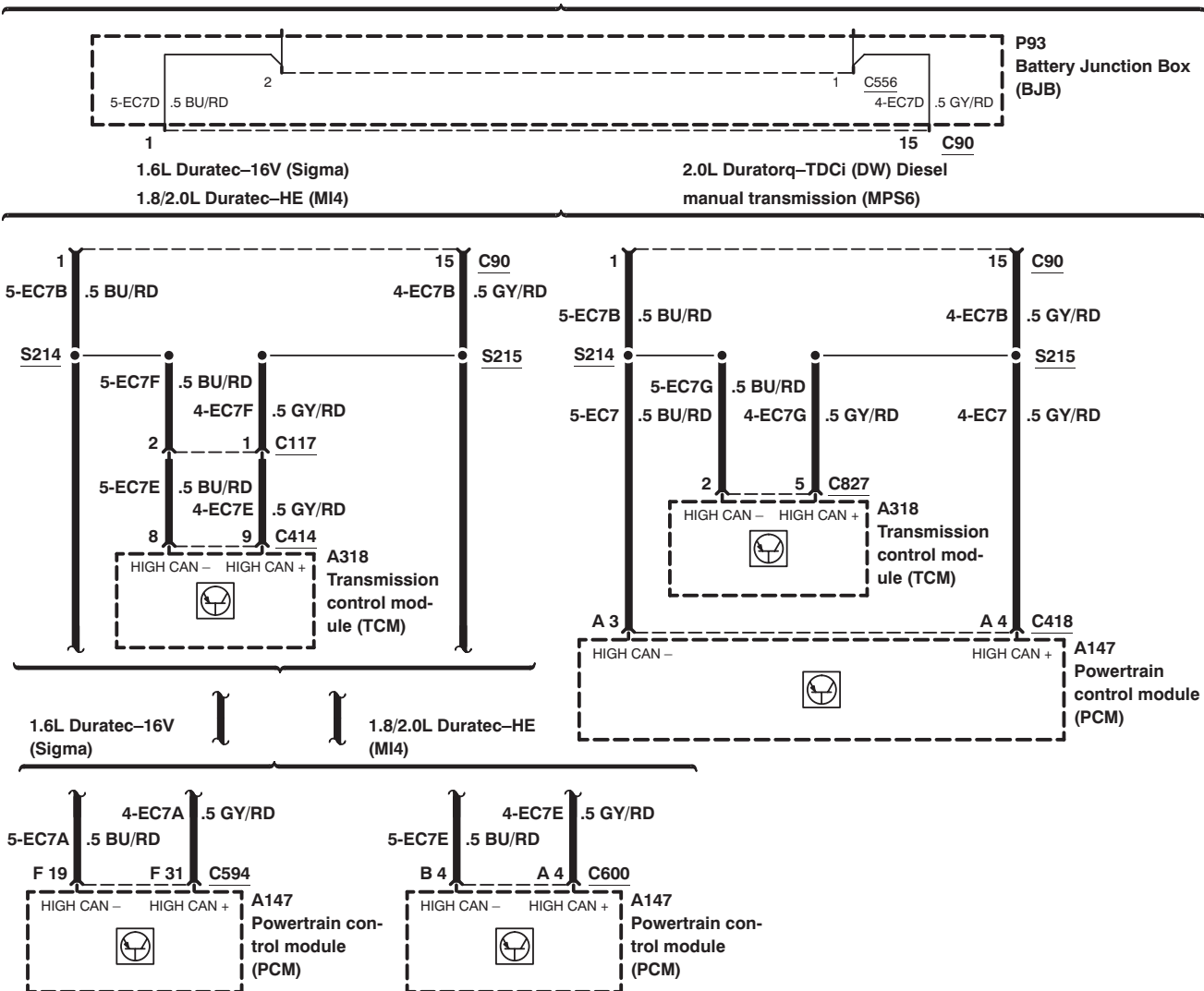
Module Communications Network – Data Link Connector (DLC), with ABS, with Electronic Stability Program (ESP), manual transmission

418-00-00-9

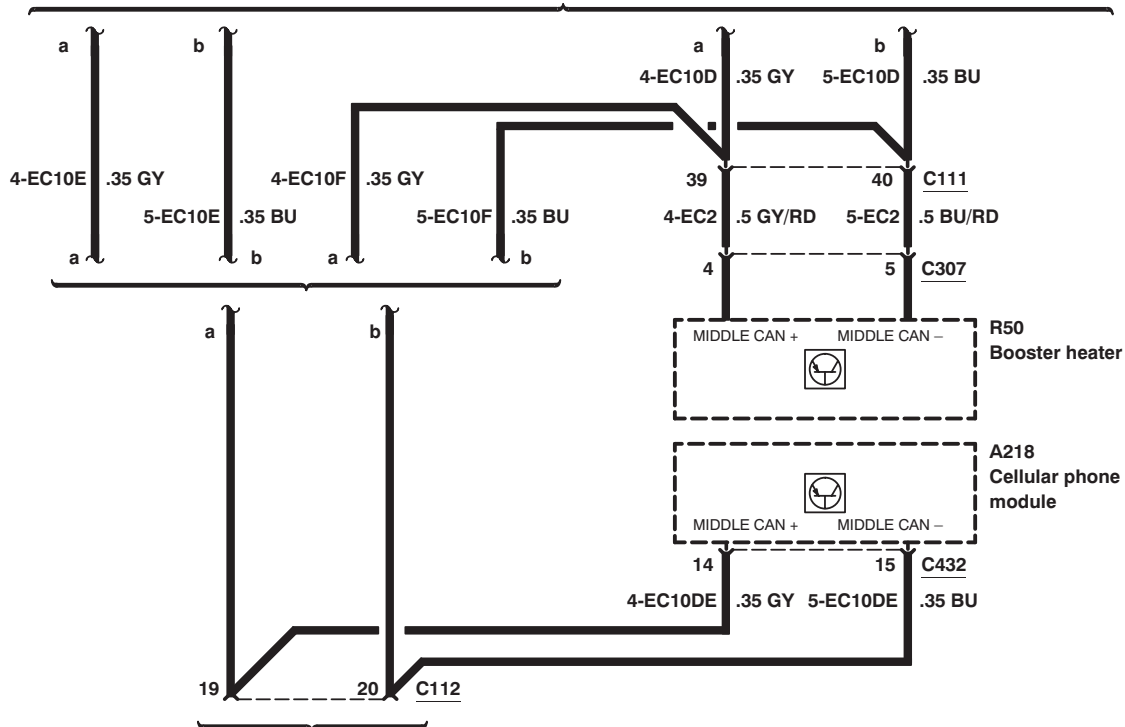
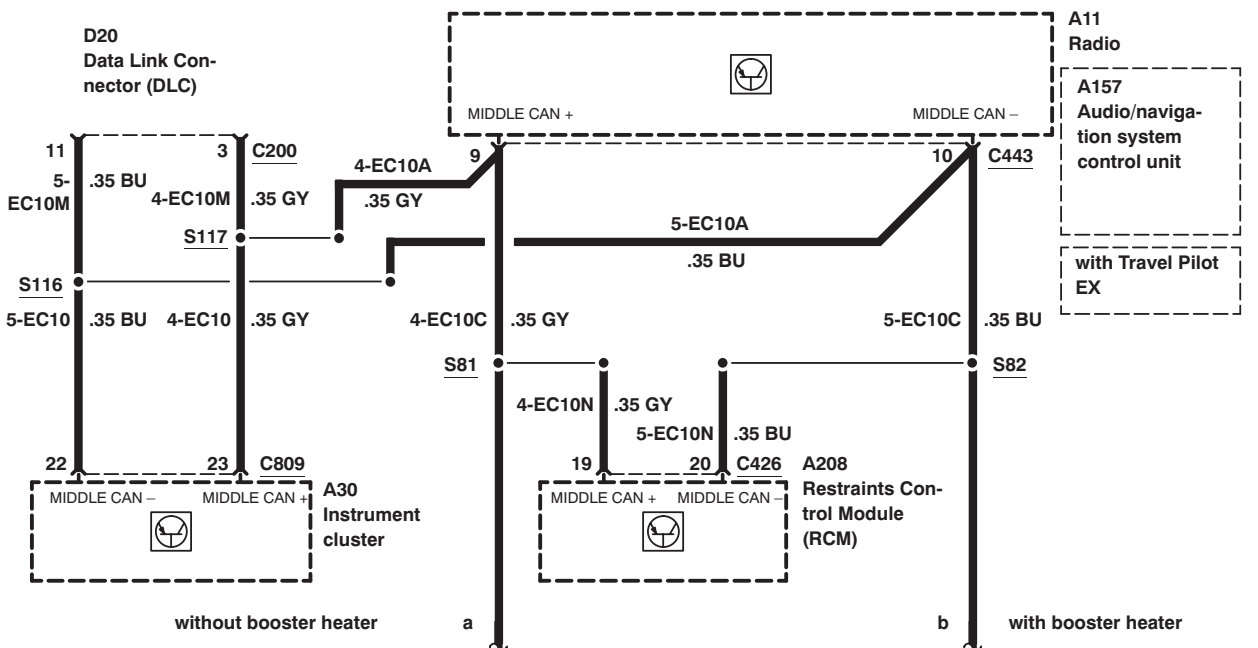


Module Communications Network – Data Link Connector (DLC), with ABS, with Electronic Stability Program (ESP), automatic transmission, manual transmission (MPS6)

418-00-00-9

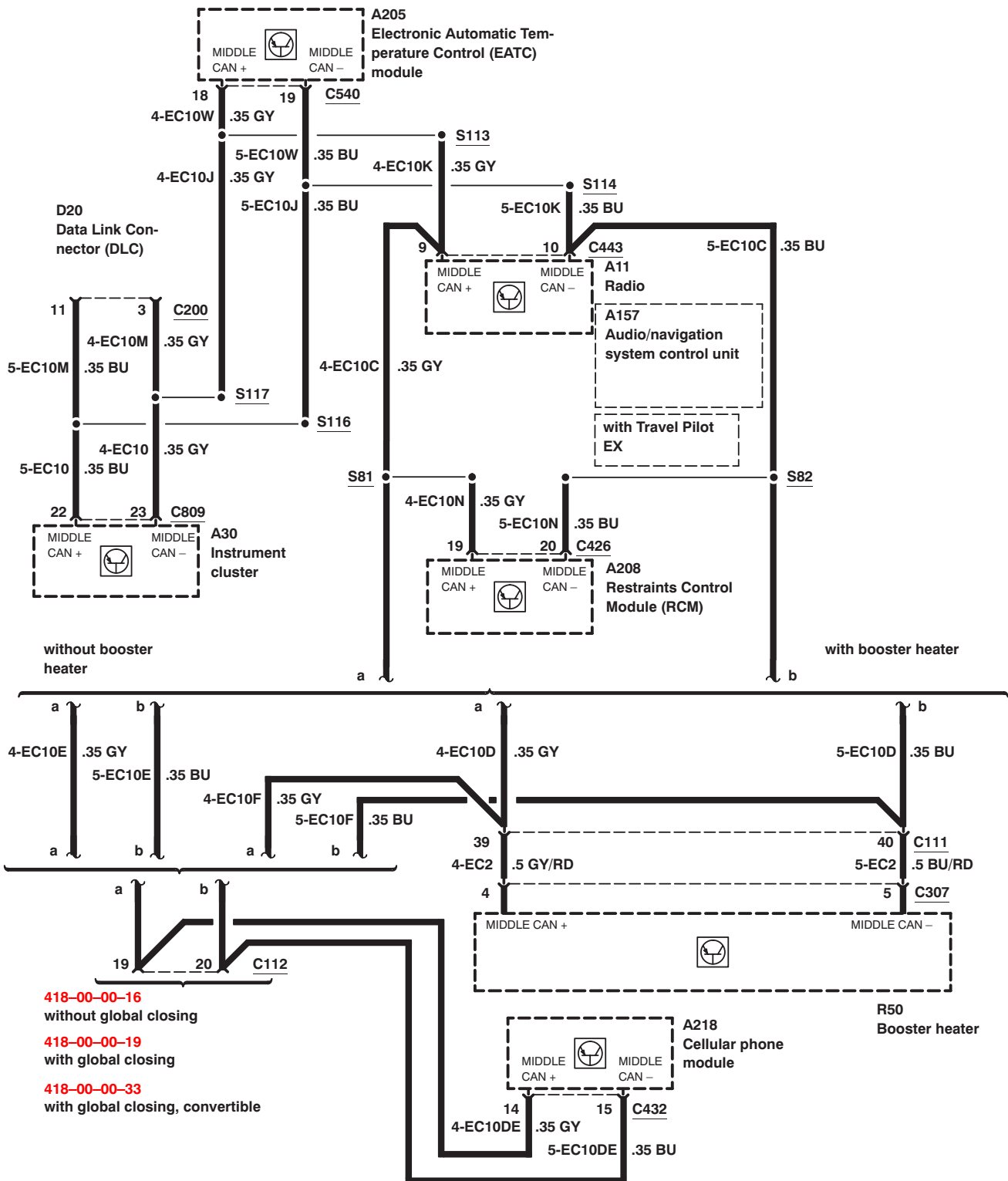


Module Communications Network – Data link connector, pins 3 and 11, without EATC

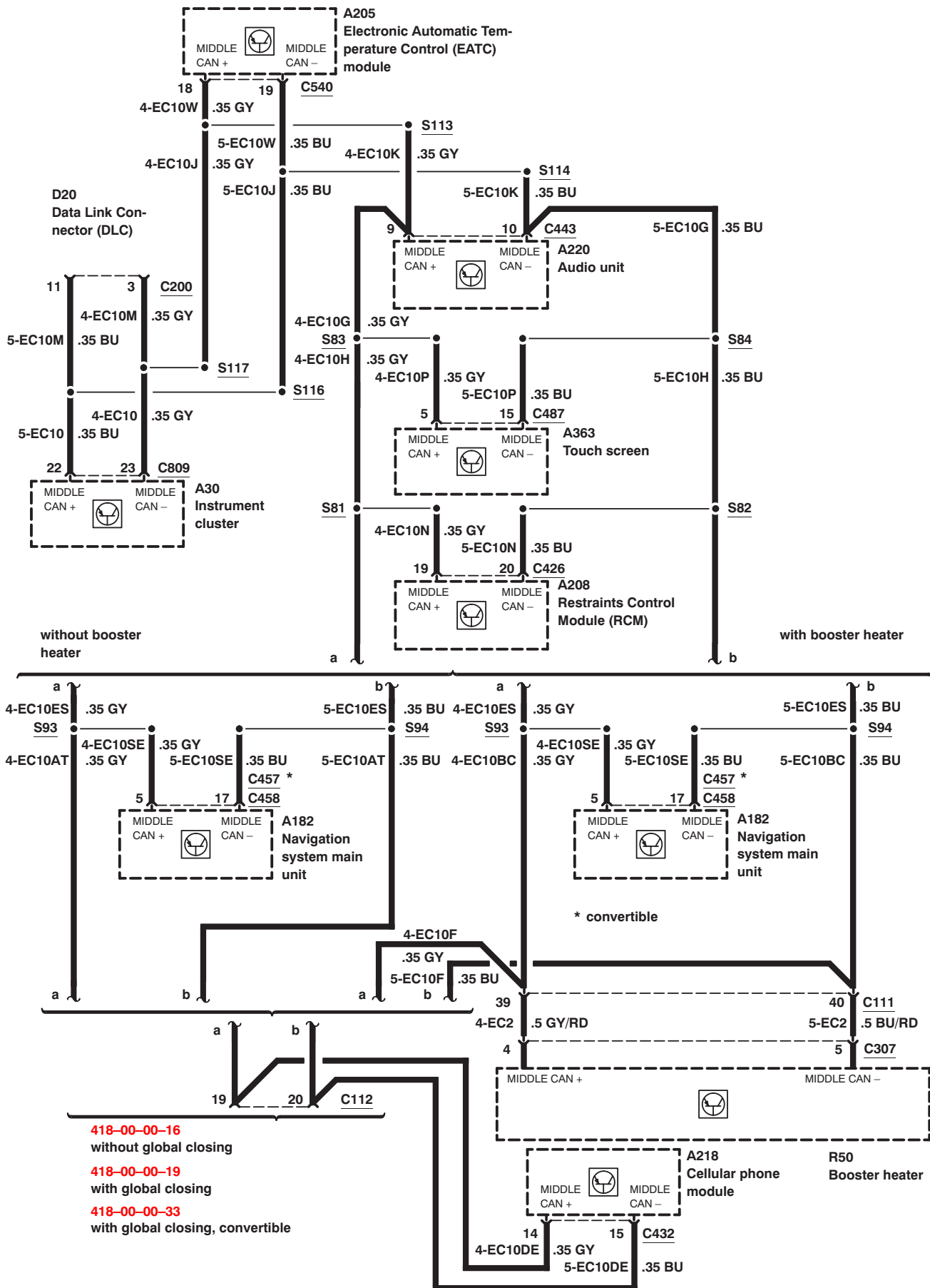


- 418-00-00-16 without global closing
- 418-00-00-19 with global closing
- 418-00-00-22 with global closing, LHD
- 418-00-00-27 with global closing, RHD
- 418-00-00-33 with global closing, LHD, convertible
- 418-00-00-37 with global closing, RHD, convertible

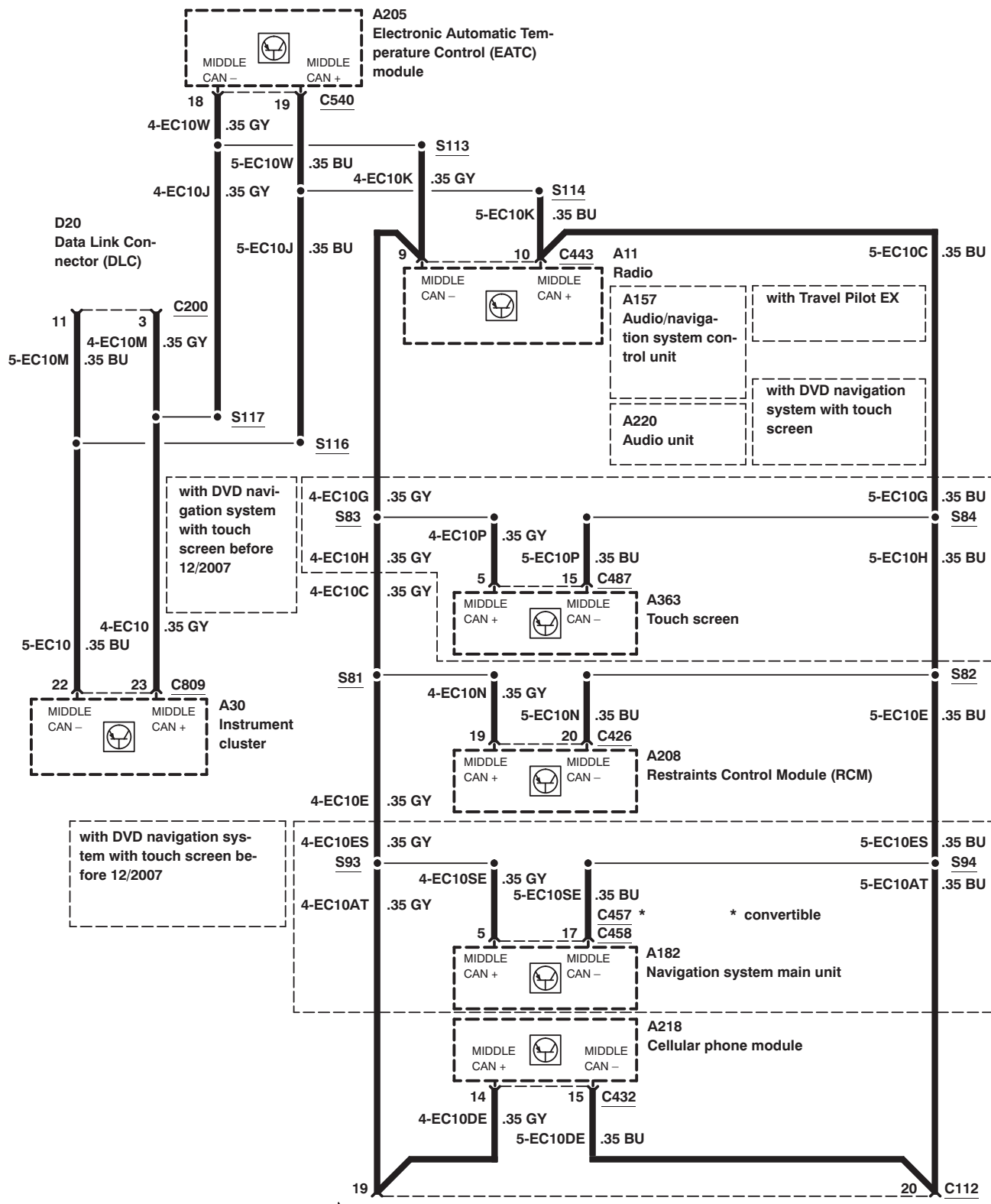
Module Communications Network – Data link connector, pins 3 and 11, with EATC, LHD, without DVD navigation system with touch screen



Module Communications Network – Data link connector, pins 3 and 11, with EATC, LHD, with DVD navigation system with touch screen, before 12/2007



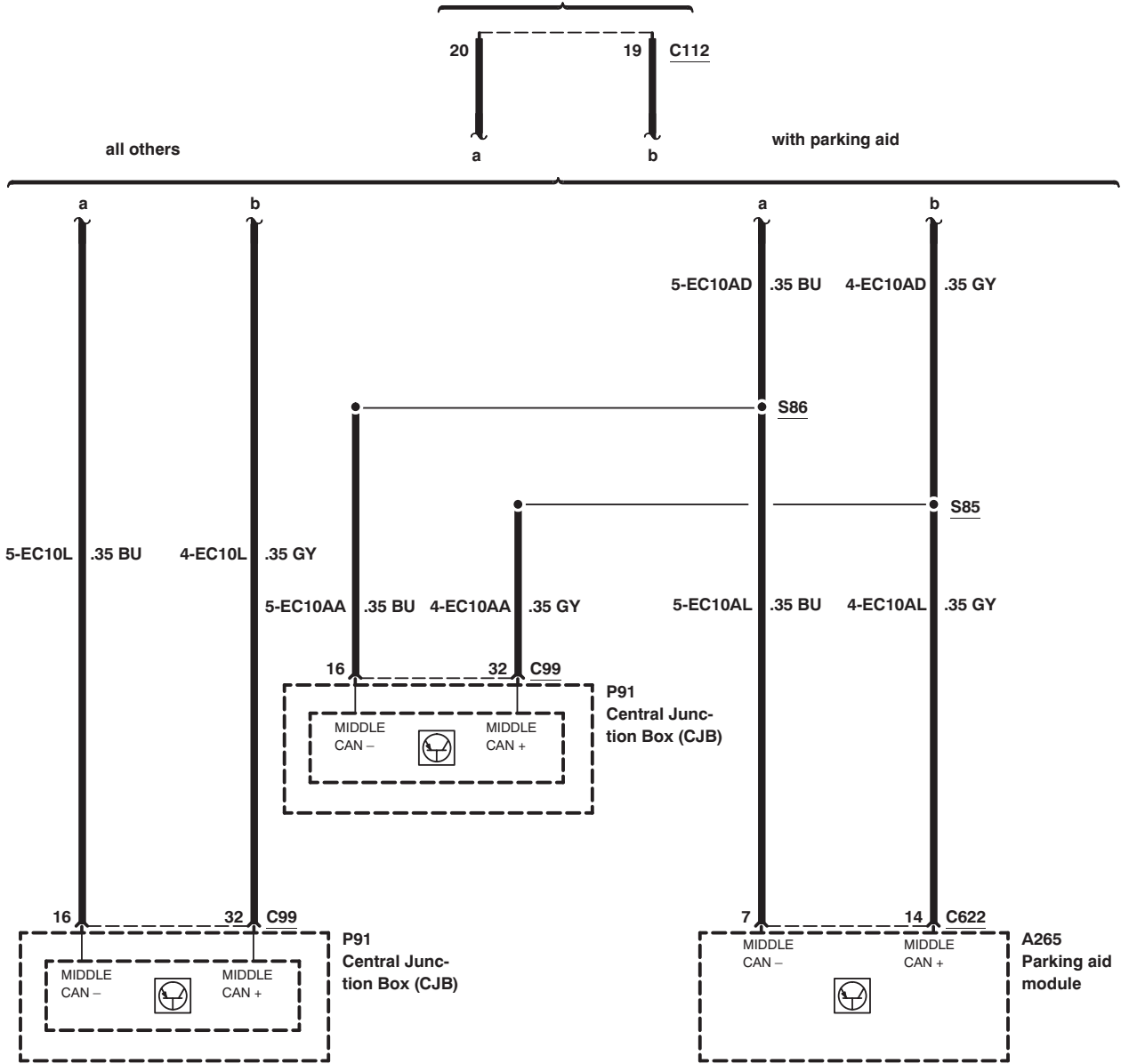
Module Communications Network – Data link connector, pins 3 and 11, with EATC, RHD



- 418-00-00-16 without global closing
- 418-00-00-19 with global closing
- 418-00-00-27 with global closing, RHD
- 418-00-00-37 with global closing, convertible

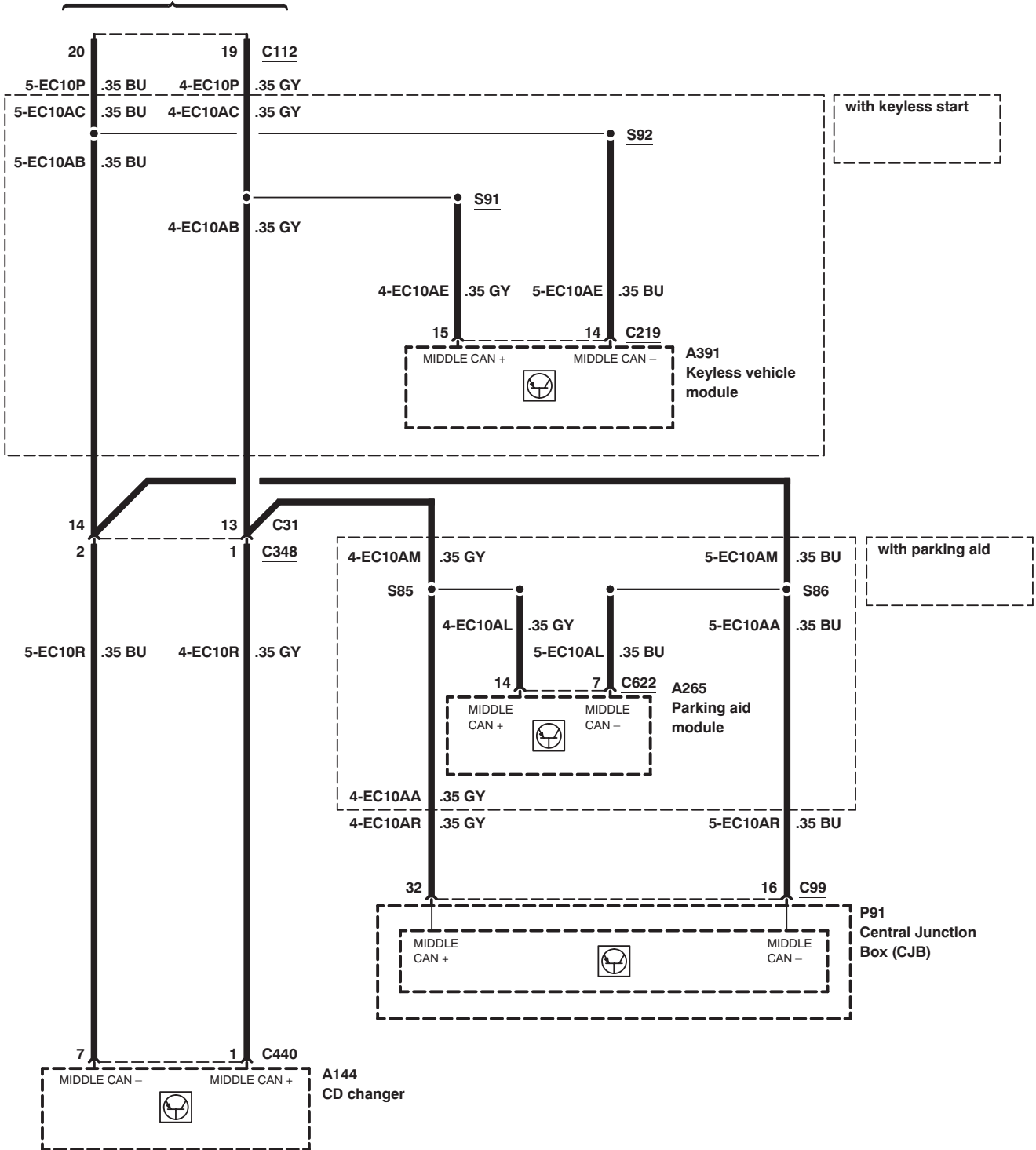
Module Communications Network – Data Link Connector (DLC), without global closing, without CD changer

- 418-00-00-12 without EATC
- 418-00-00-13 LHD, with EATC
- 418-00-00-15 RHD, with EATC



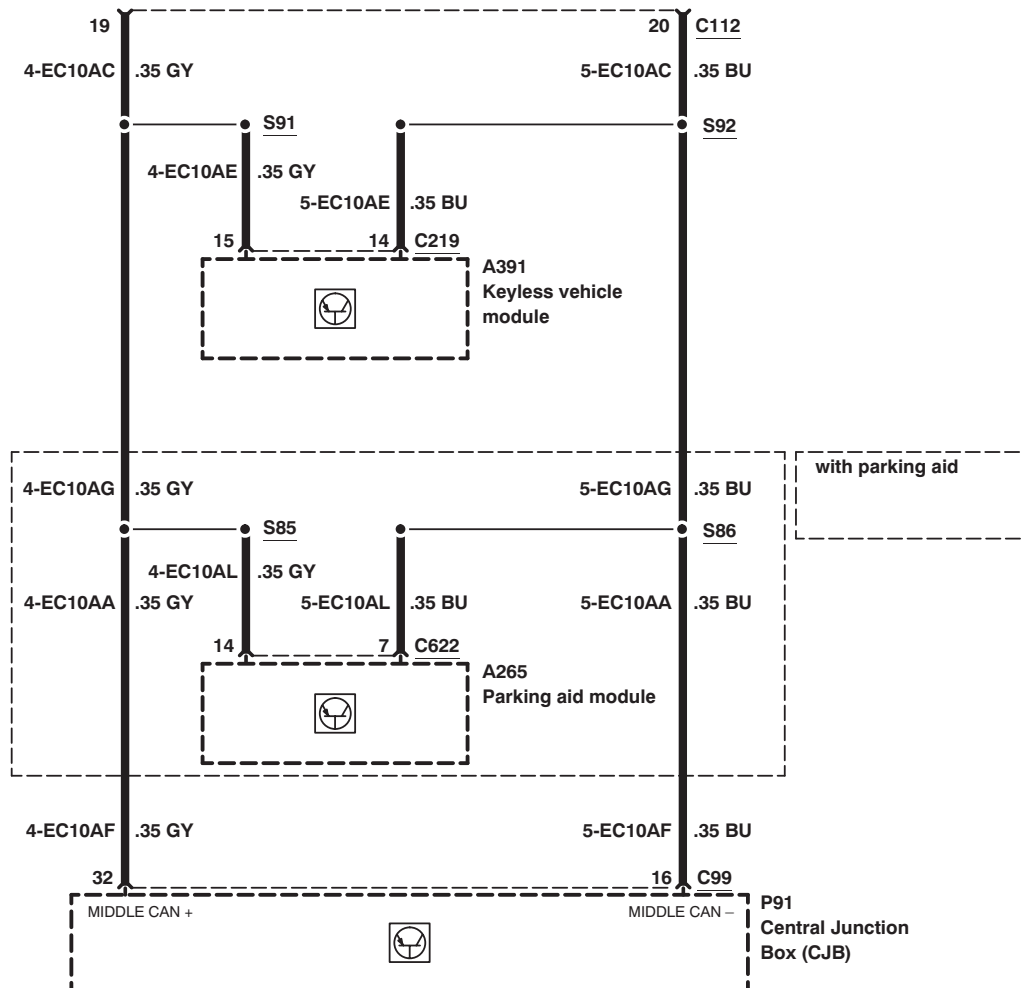
Module Communications Network – Data Link Connector (DLC), without global closing, with CD changer

- 418-00-00-12 without EATC
- 418-00-00-13 LHD, with EATC
- 418-00-00-15 RHD, with EATC



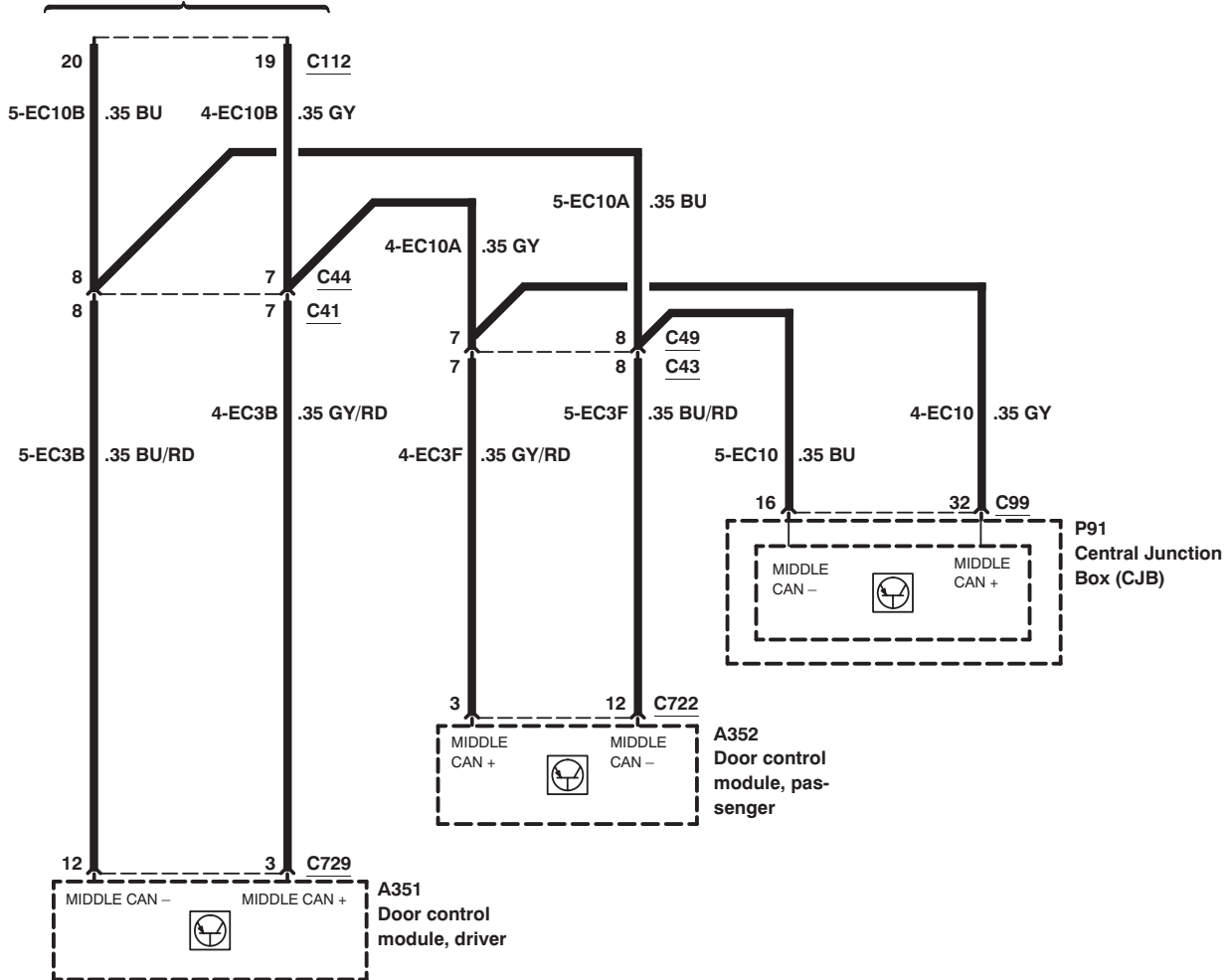
Module Communications Network – Data Link Connector (DLC), without ABS, without Electronic Stability Program (ESP), without CD changer

- 418-00-00-12 without keyless start
- 418-00-00-13 with keyless start
- 418-00-00-15 with diesel particulate filter, with keyless start



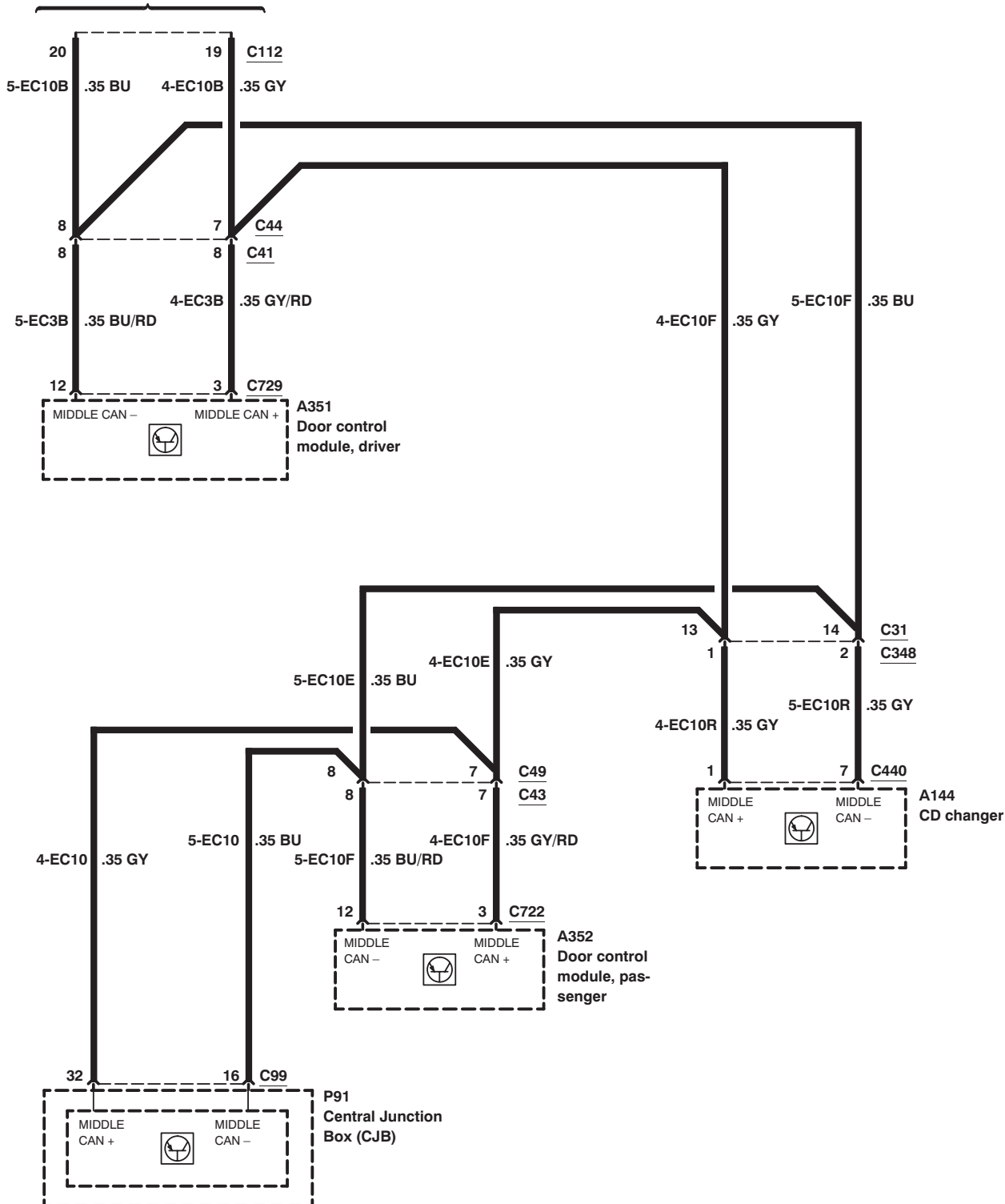
Module Communications Network – Data Link Connector (DLC), with global closing, without keyless vehicle system, without parking aid, without CD changer

- 418-00-00-12 without EATC
- 418-00-00-13 with EATC, LHD
- 418-00-00-14 with EATC, LHD, before 12/2007
- 418-00-00-15 with EATC, RHD



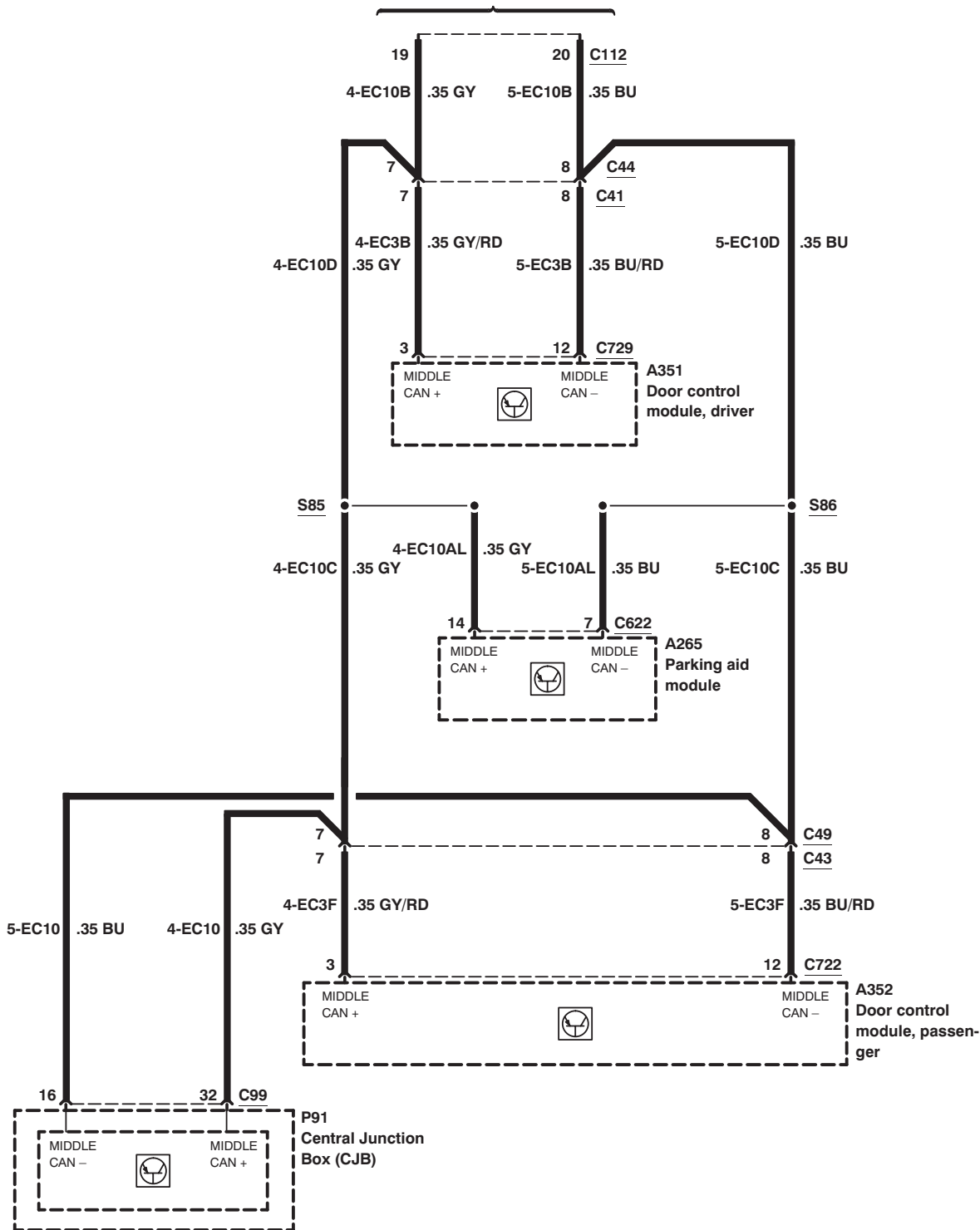
Module Communications Network – Data Link Connector (DLC), with global closing, without keyless vehicle system, without parking aid, with CD changer

- 418-00-00-12 without EATC
- 418-00-00-13 LHD, with EATC
- 418-00-00-15 RHD, with EATC



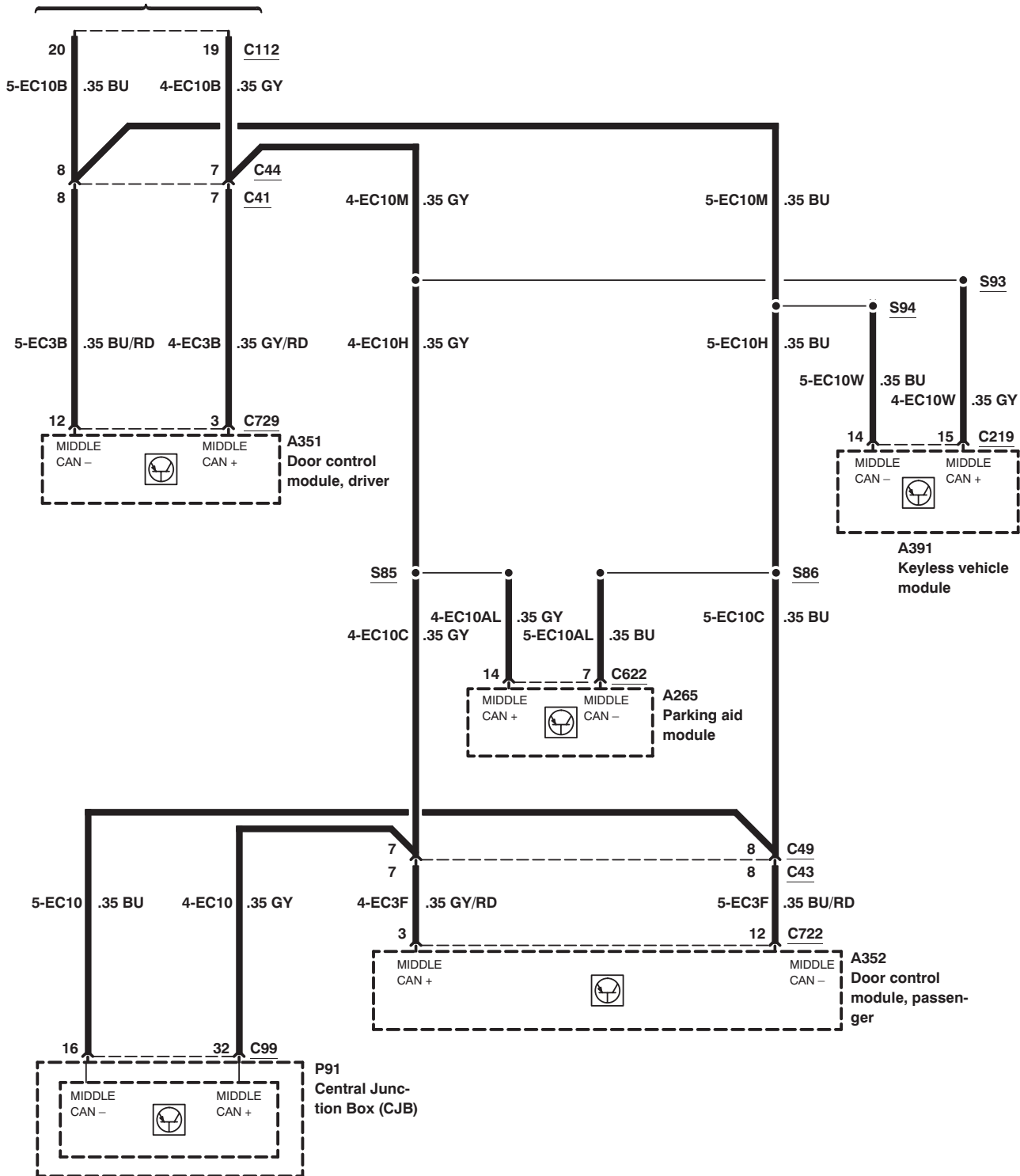
Module Communications Network – Data Link Connector (DLC), with global closing, without keyless vehicle system, with parking aid

- 418-00-00-12 without EATC
- 418-00-00-13 LHD, with EATC
- 418-00-00-15 RHD, with EATC



Module Communications Network – Data Link Connector (DLC), with global closing, with keyless vehicle system, with parking aid, LHD, as of 09/2008

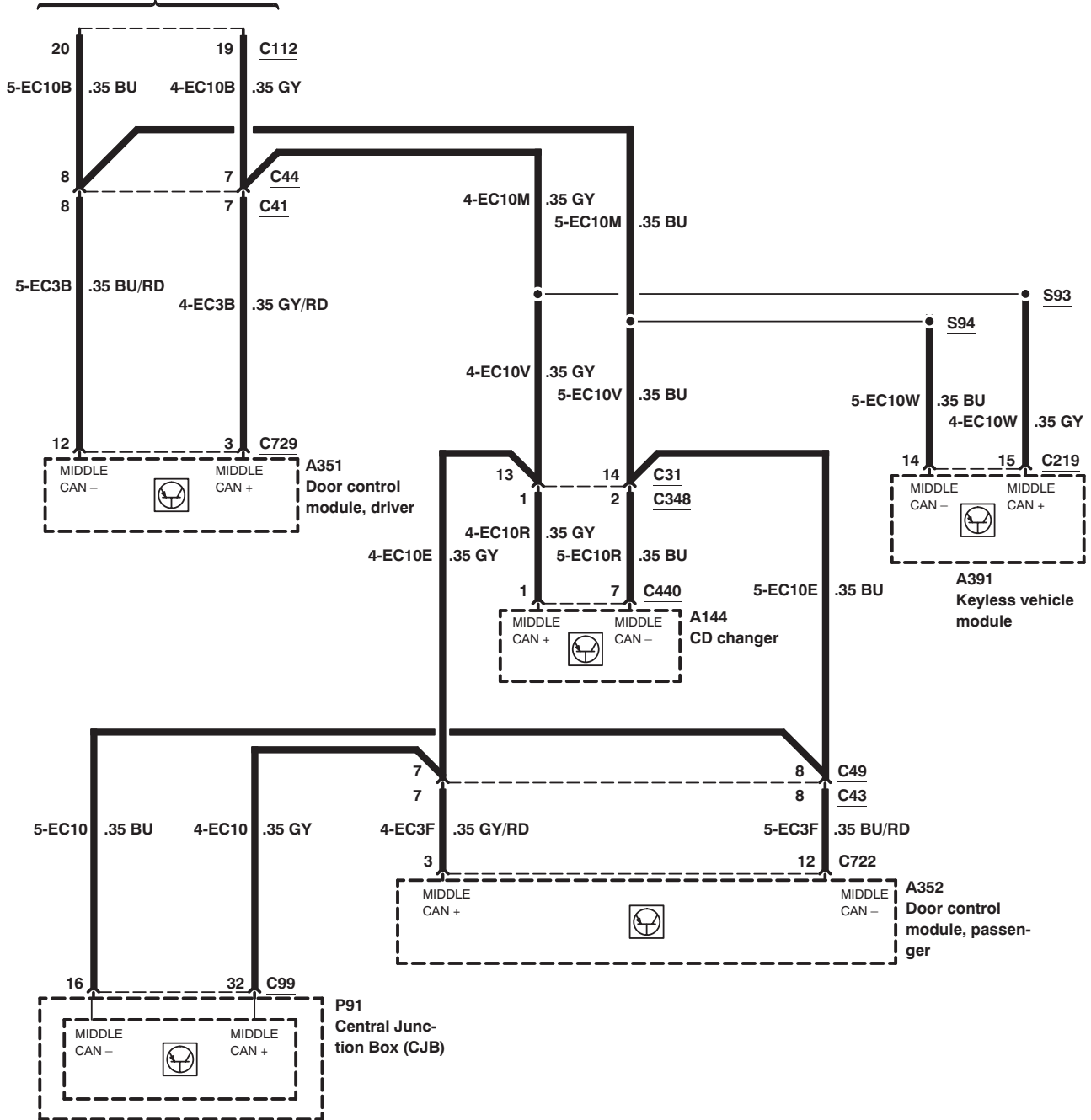
418-00-00-12 without EATC
418-00-00-13 with EATC



Module Communications Network – Data Link Connector (DLC), with global closing, with keyless vehicle system, with CD changer, LHD, as of 09/2008

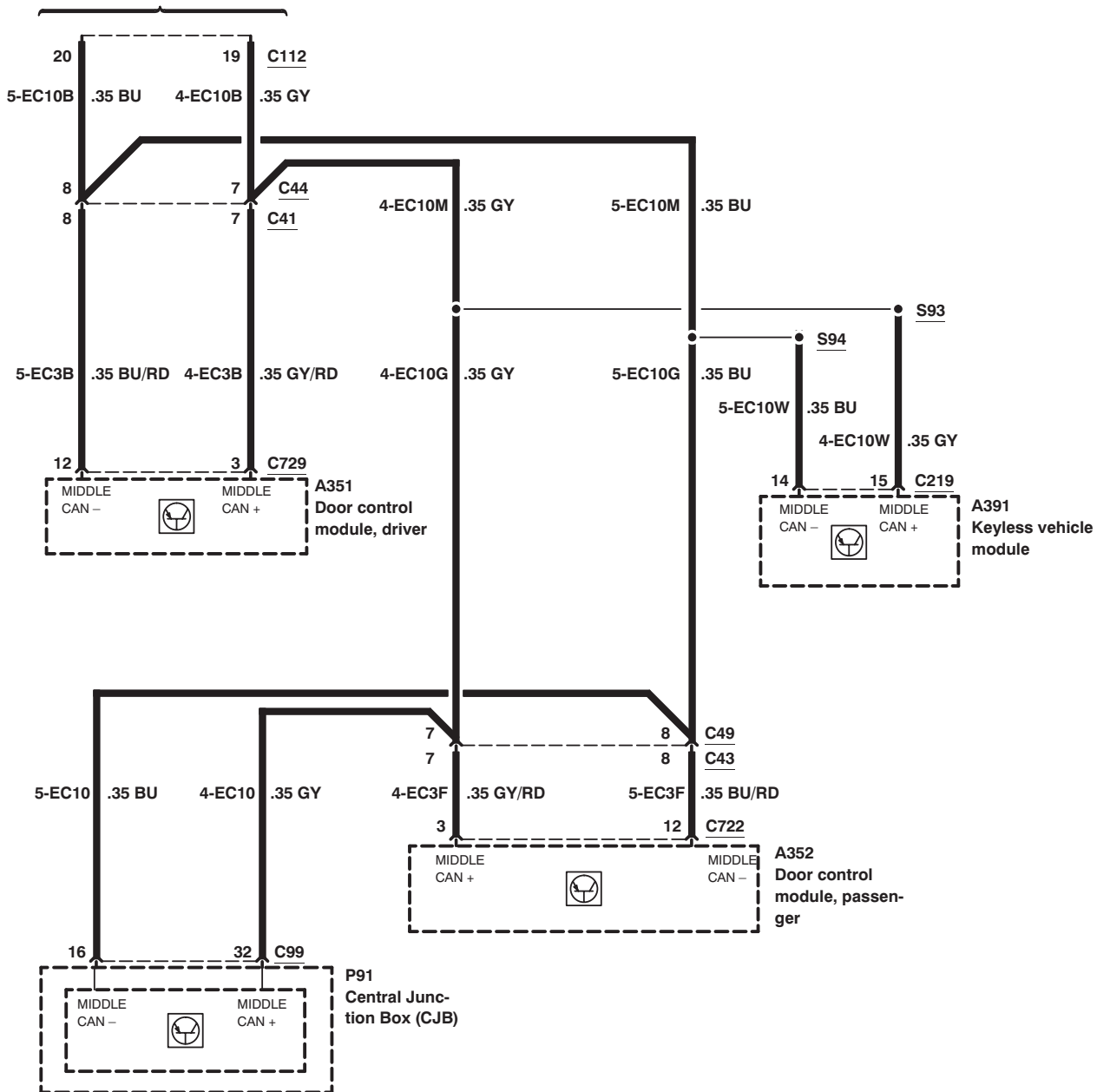
418-00-00-12 without EATC

418-00-00-13 with EATC



Module Communications Network – Data Link Connector (DLC), with global closing, with keyless vehicle system, LHD, as of 09/2008

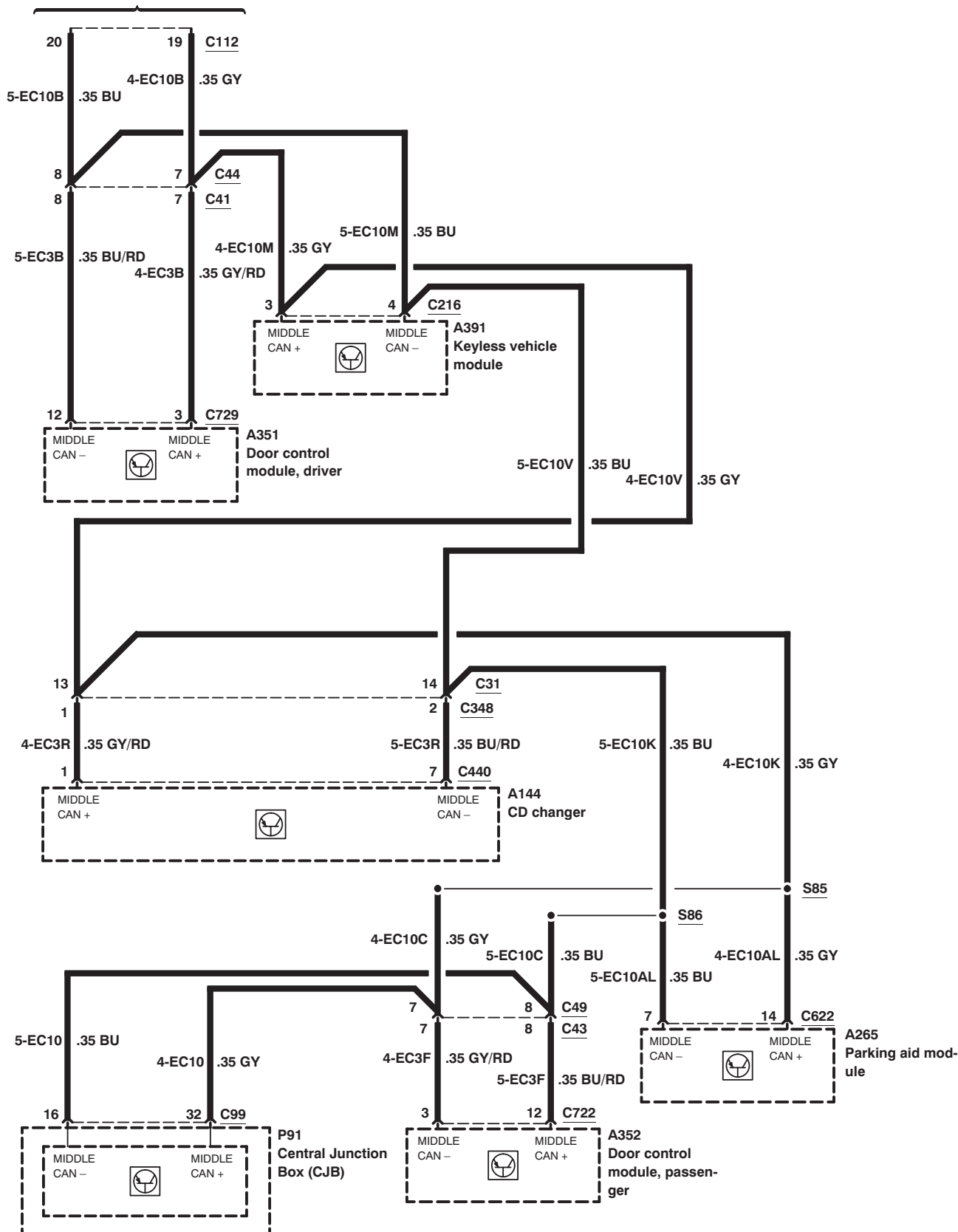
418-00-00-12 without EATC
418-00-00-13 with EATC



08/2008
418-00-00-26
2007.5
Focus

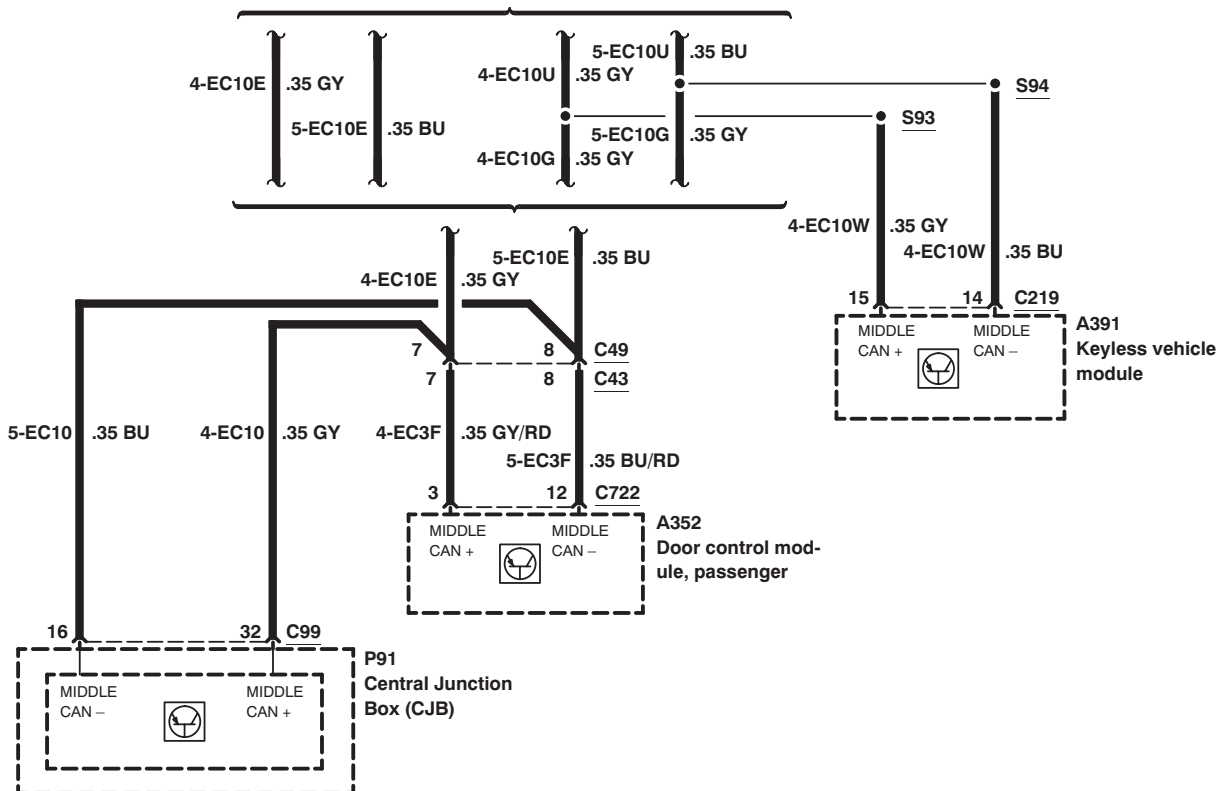
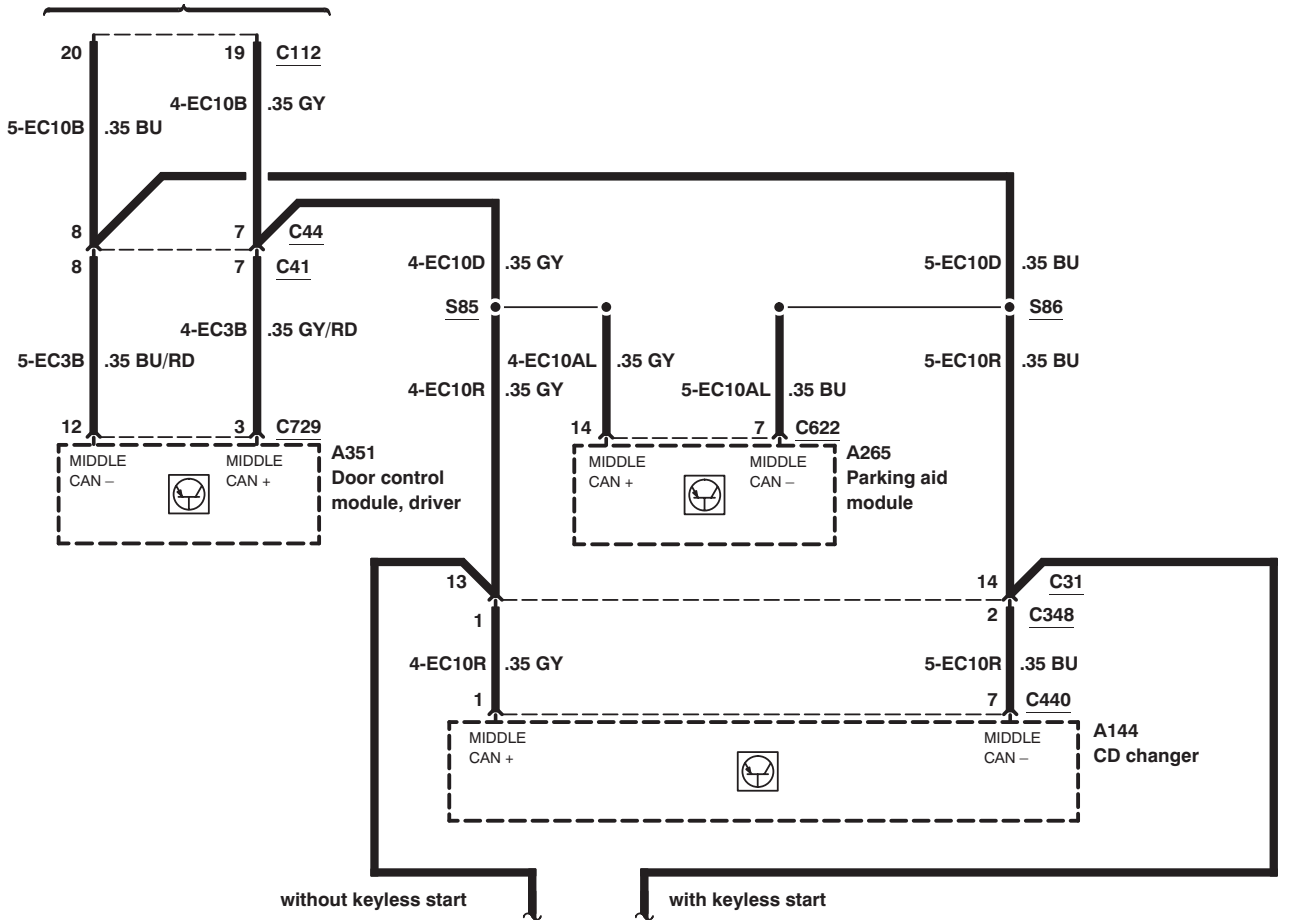
Module Communications Network – Data Link Connector (DLC), with global closing, with keyless vehicle system before 12/2007, with parking aid, with CD changer, LHD

418-00-00-12 without EATC
418-00-00-13 with EATC



Module Communications Network – Data Link Connector (DLC), with global closing, without keyless vehicle system, with parking aid, with CD changer, RHD

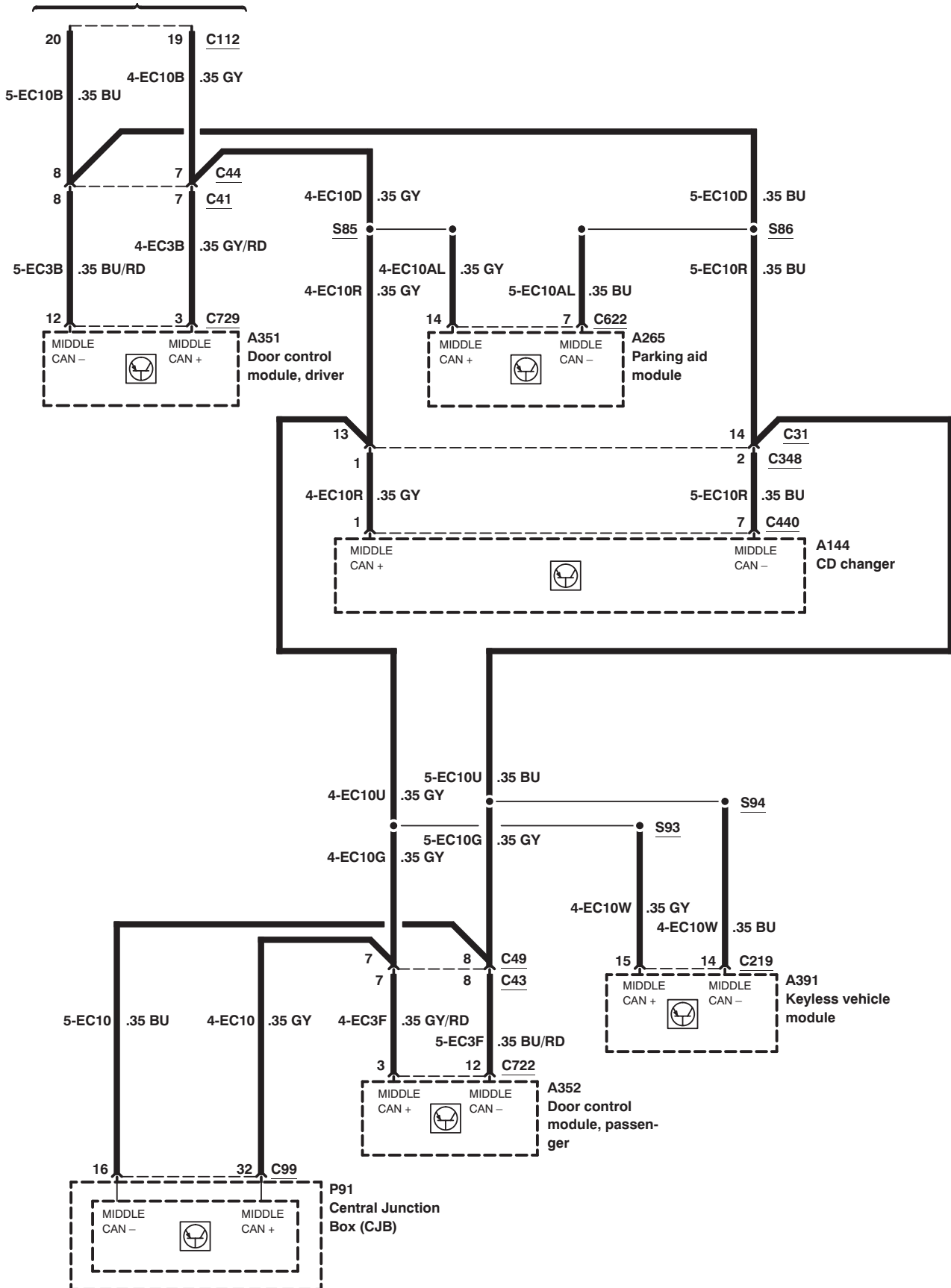
418-00-00-12 without EATC
418-00-00-15 with EATC



08/2008
418-00-00-28
2007.5
Focus

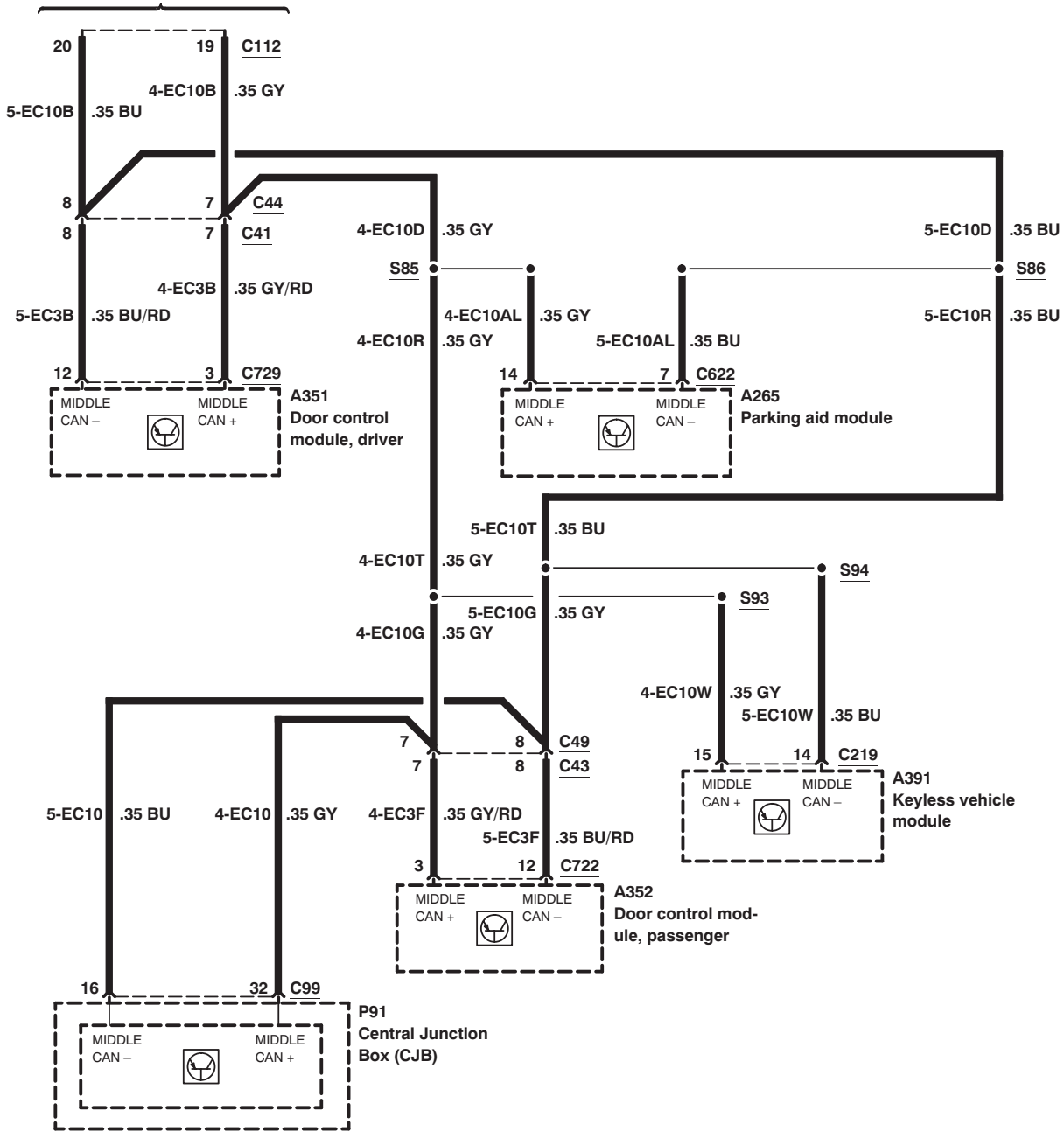
Module Communications Network – Data Link Connector (DLC), with global closing, without keyless vehicle system, with parking aid, with CD changer, RHD

418-00-00-12 without EATC
418-00-00-15 with EATC



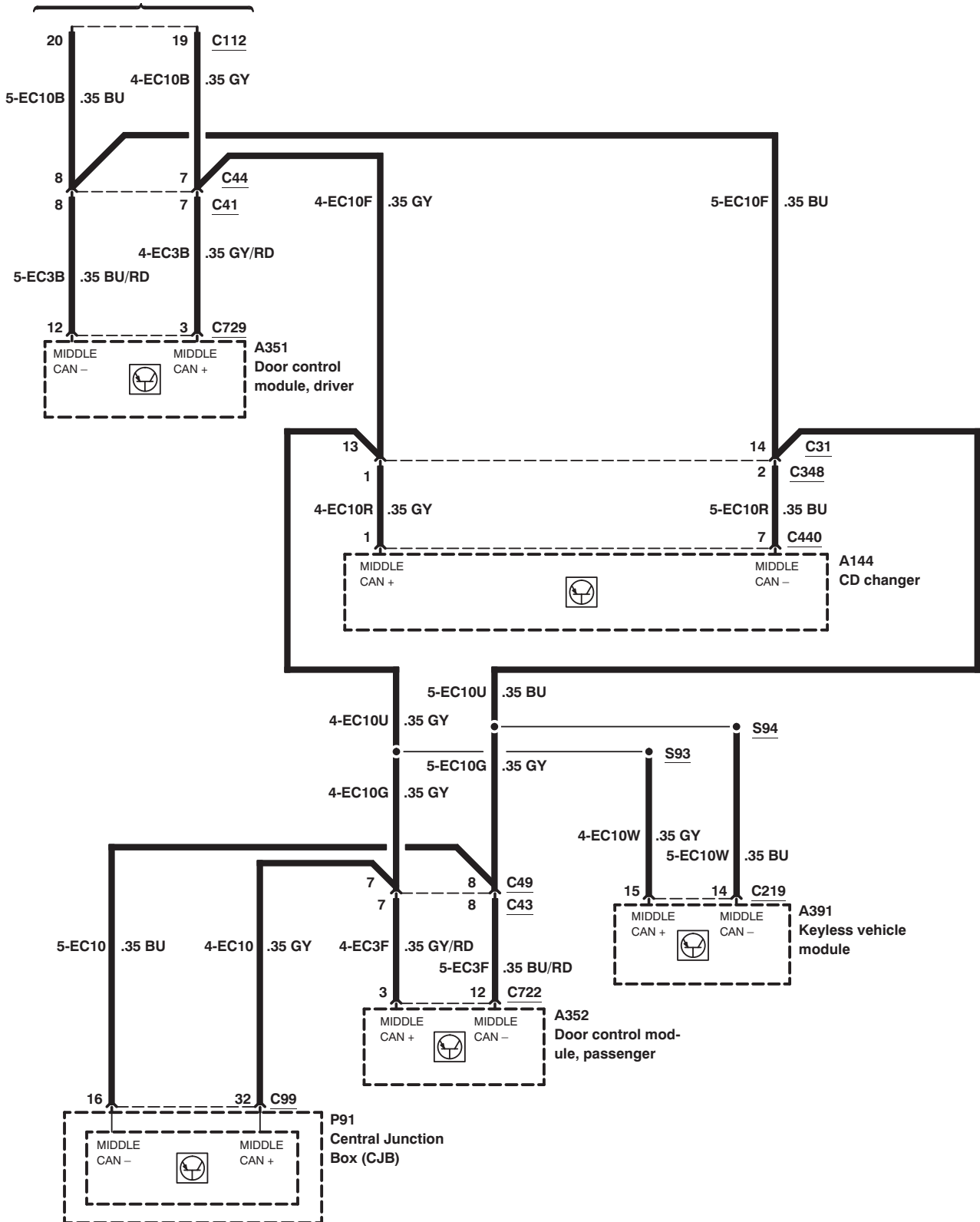
Module Communications Network – Data Link Connector (DLC), with global closing, without keyless vehicle system, with parking aid, with CD changer, RHD

418-00-00-12 without EATC
418-00-00-15 with EATC



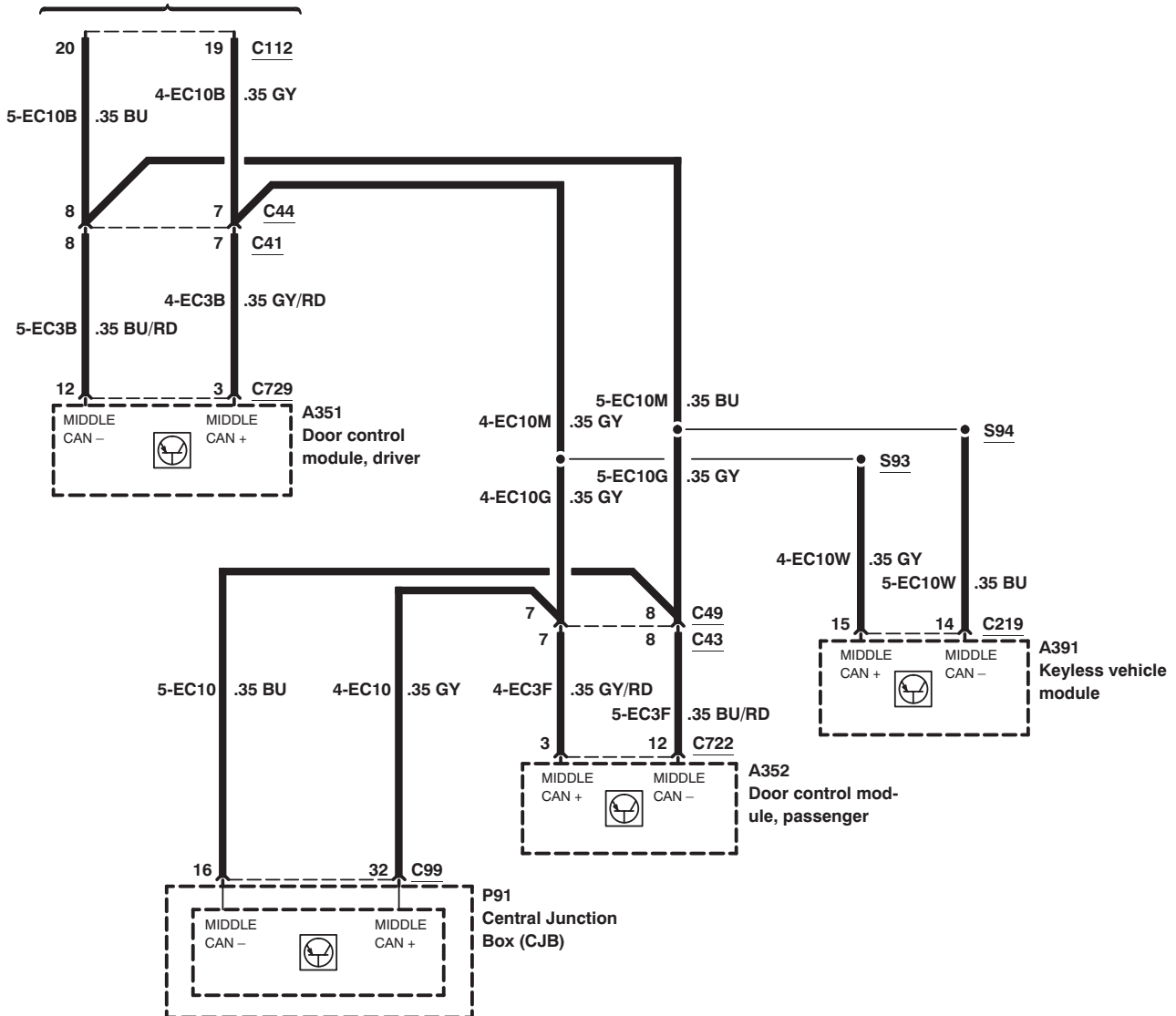
Module Communications Network – Data Link Connector (DLC), with global closing, without keyless vehicle system, with CD changer, RHD

418-00-00-12 without EATC
418-00-00-15 with EATC



Module Communications Network – Data Link Connector (DLC), with global closing, without keyless vehicle system, RHD

418-00-00-12 without EATC
418-00-00-15 with EATC

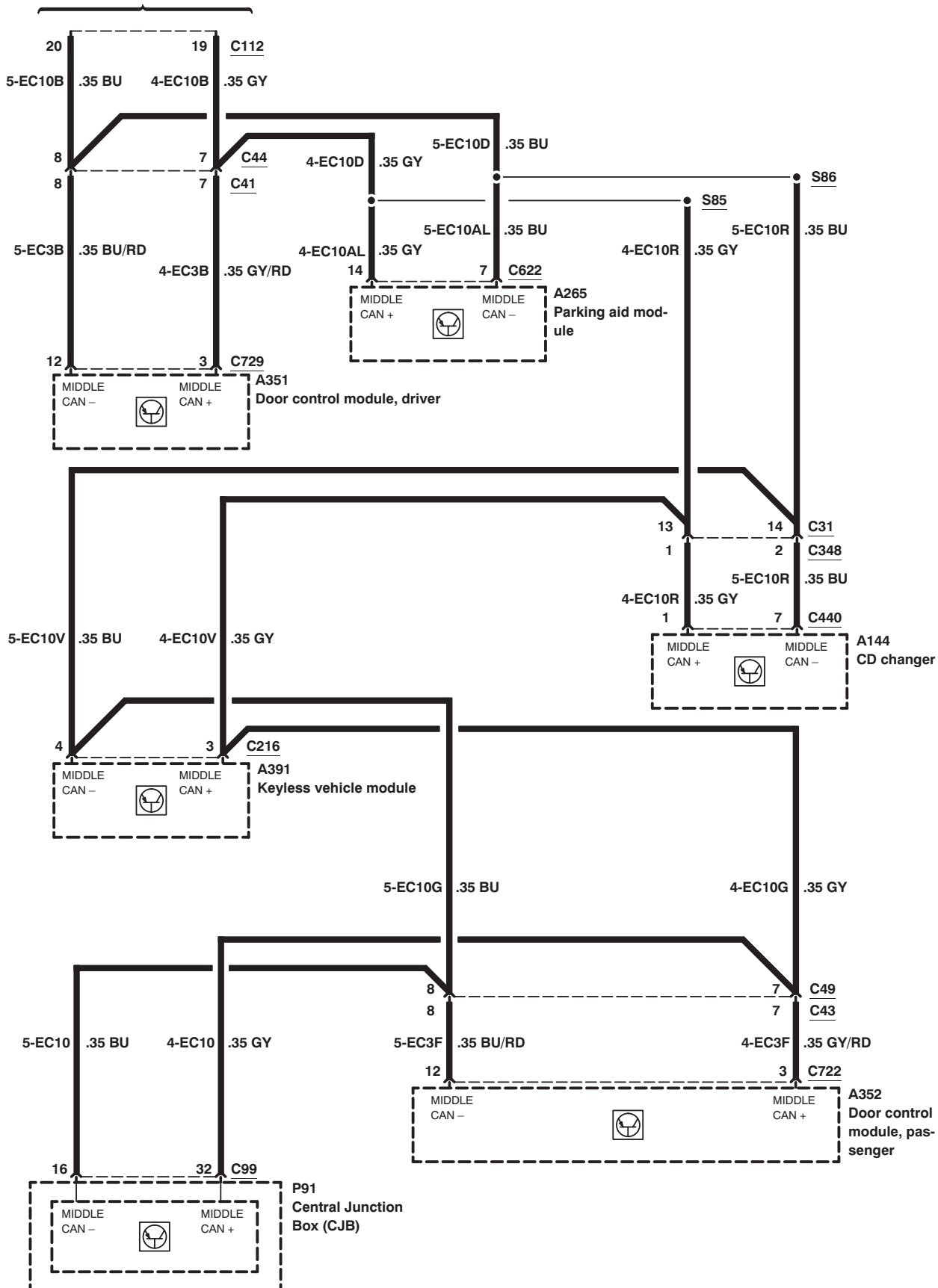


08/2008
418-00-00-32
2007.5
Focus

Module Communications Network – Data Link Connector (DLC), with global closing, with keyless vehicle system before 12/2007, with parking aid, with CD changer, RHD

418-00-00-12 without EATC

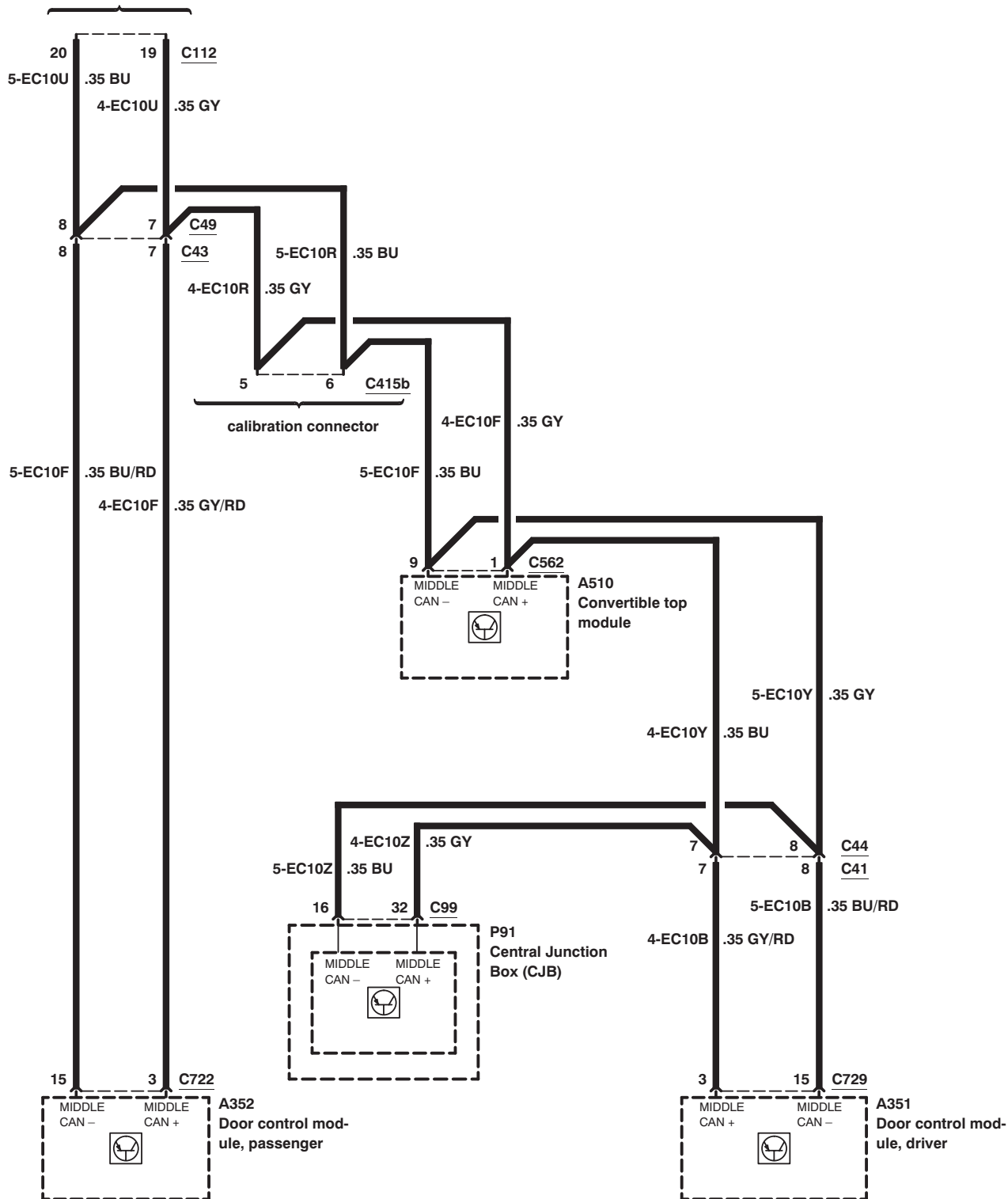
418-00-00-15 with EATC



08/2008
418-00-00-33
2007.5
Focus

Module Communications Network – Data Link Connector (DLC), with global closing, without keyless vehicle system, without parking aid, without CD changer, LHD, convertible

- 418-00-00-12 without EATC
- 418-00-00-13 with EATC
- 418-00-00-14 with EATC, LHD, before 12/2007

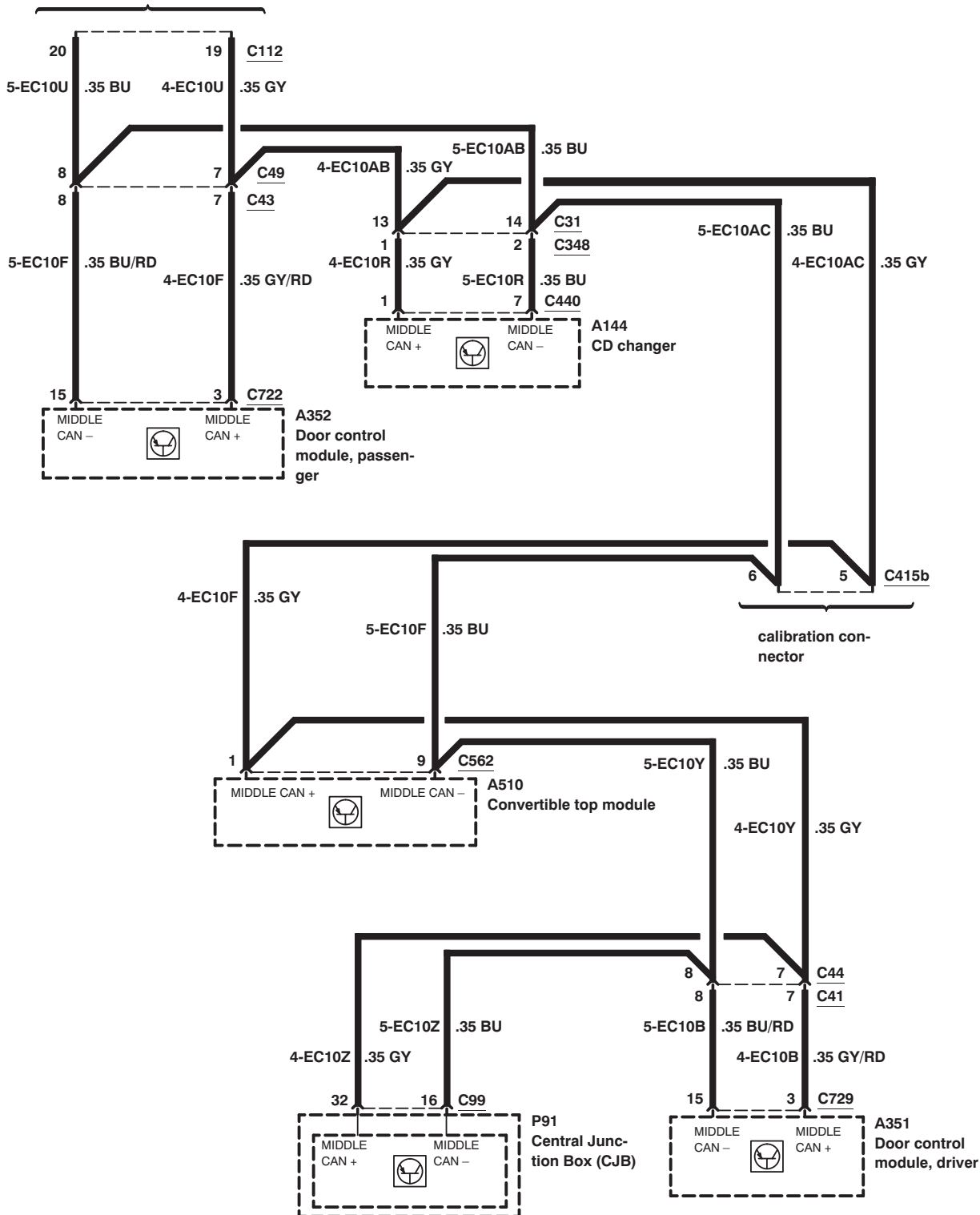


08/2008
418-00-00-34
2007.5
Focus

Module Communications Network – Data Link Connector (DLC), with global closing, without keyless vehicle system, without parking aid, with CD changer, LHD, convertible

418-00-00-12 without EATC

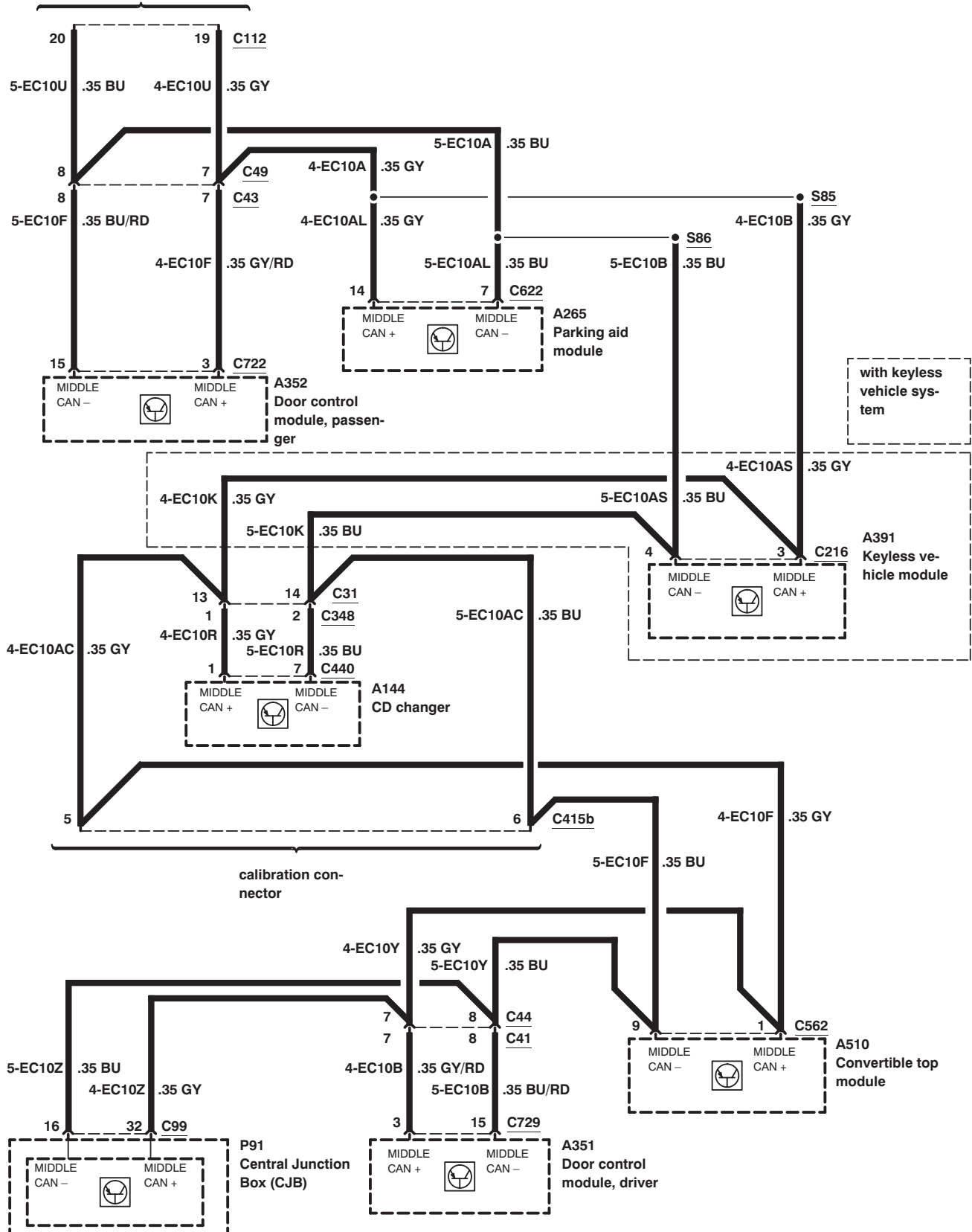
418-00-00-13 with EATC



Module Communications Network – Data Link Connector (DLC), with global closing, with parking aid, with CD changer, LHD, convertible, before 12/2007

418-00-00-12 without EATC

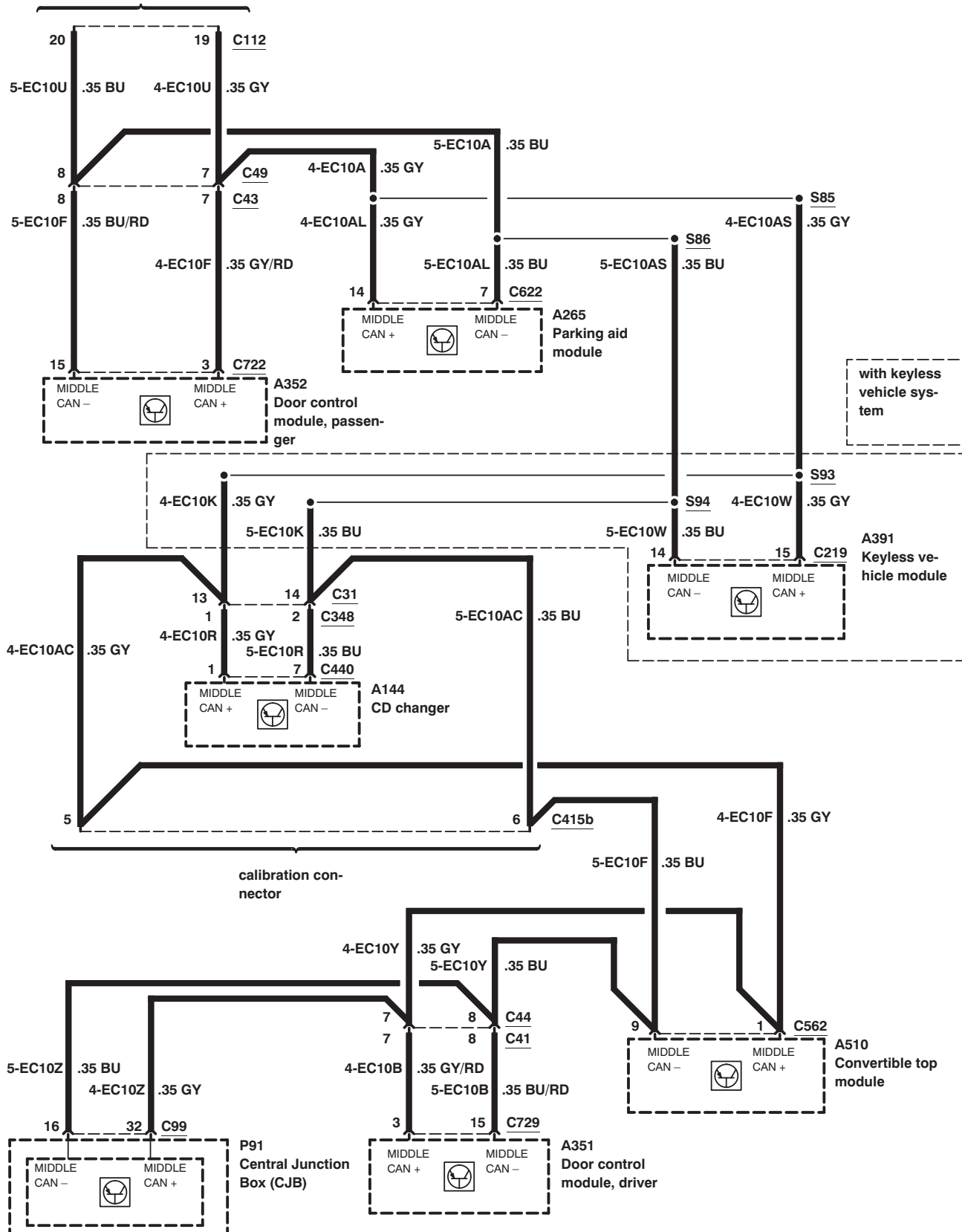
418-00-00-13 with EATC



Module Communications Network – Data Link Connector (DLC), with global closing, with parking aid, with CD changer, LHD, convertible, as of 12/2007

418-00-00-12 without EATC

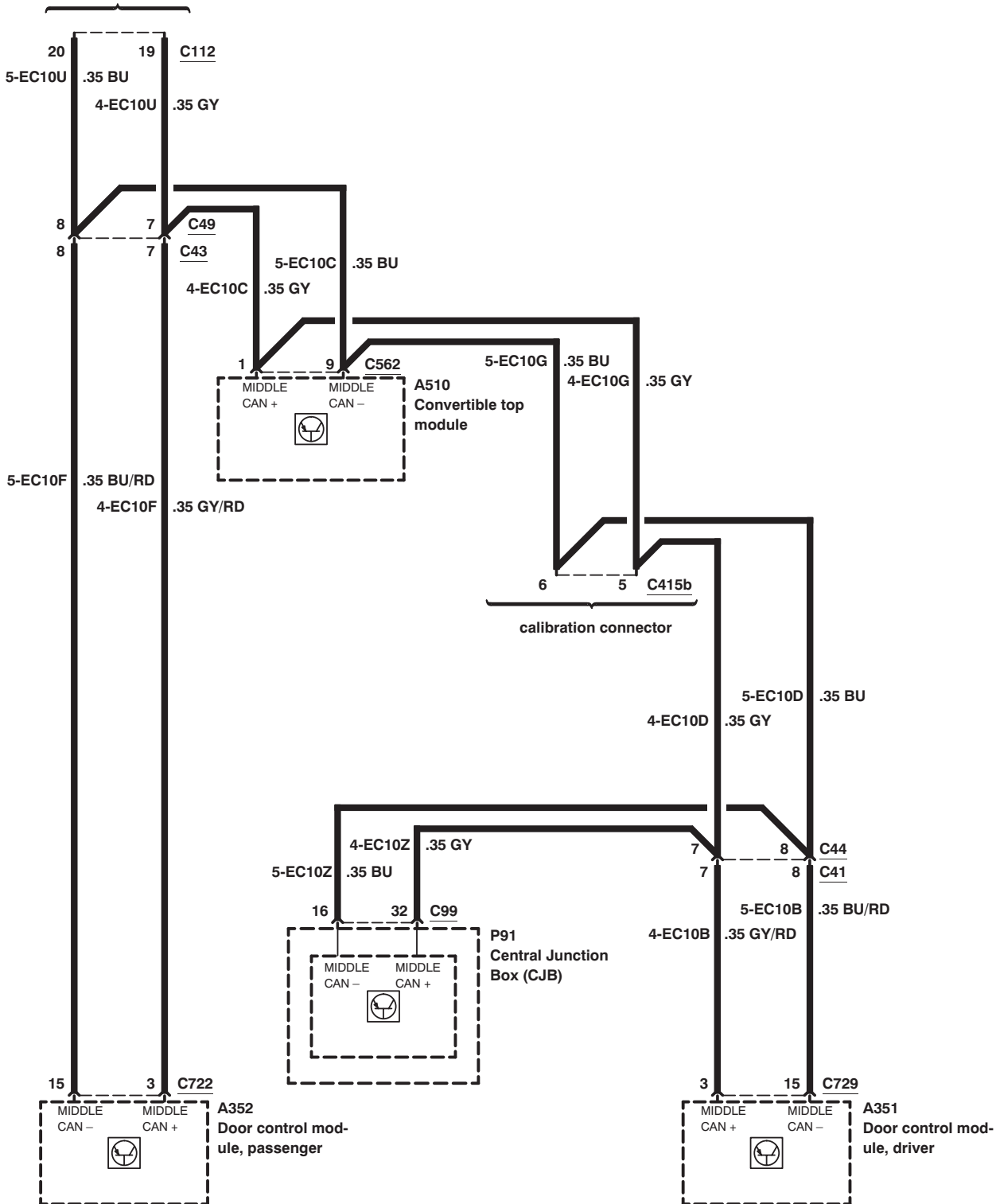
418-00-00-13 with EATC



08/2008
418-00-00-37
2007.5
Focus

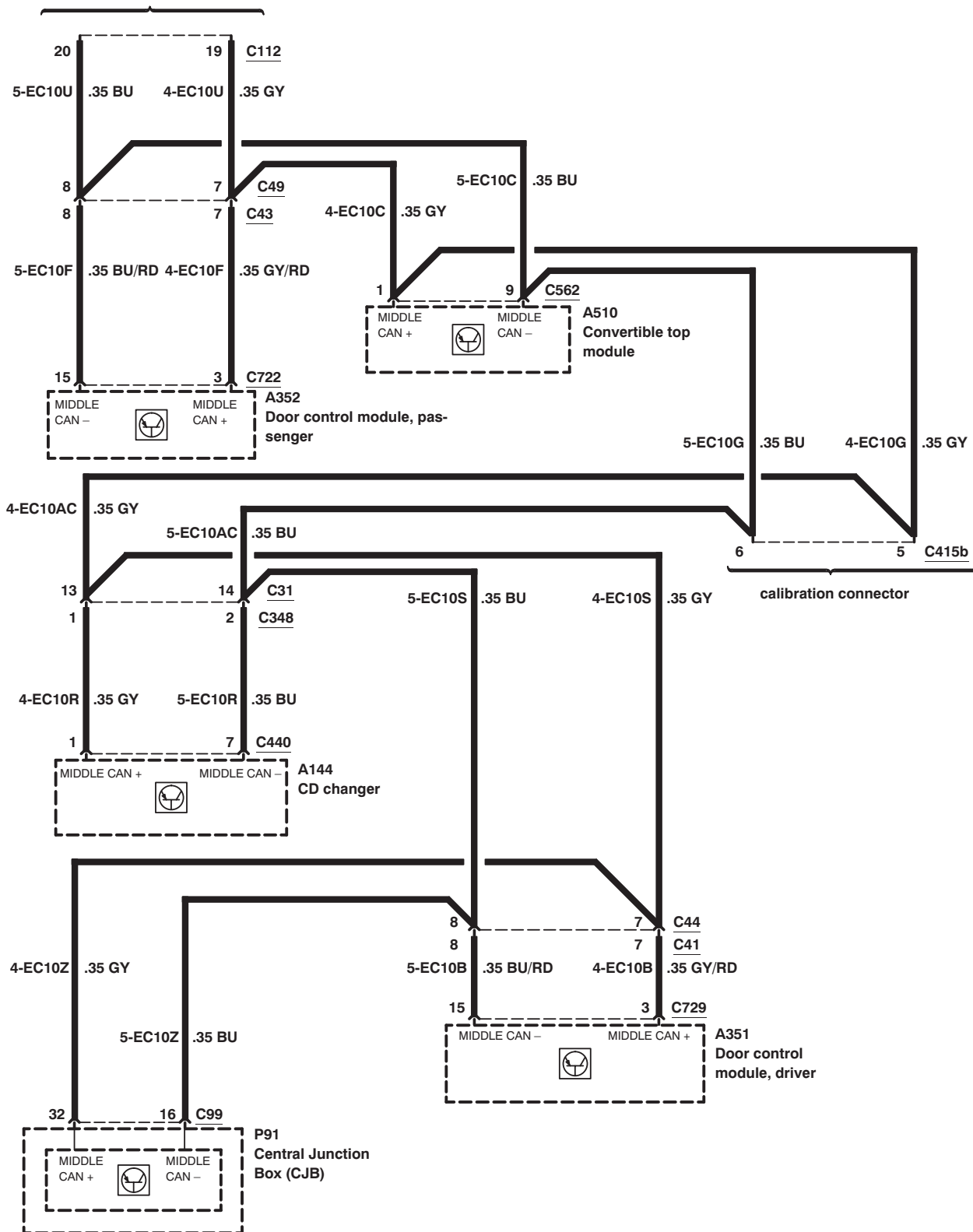
Module Communications Network – Data Link Connector (DLC), with global closing, without keyless vehicle system, without parking aid, without CD changer, RHD, convertible

418-00-00-12 without EATC
418-00-00-15 with EATC



Module Communications Network – Data Link Connector (DLC), with global closing, without keyless vehicle system, without parking aid, with CD changer, RHD, convertible

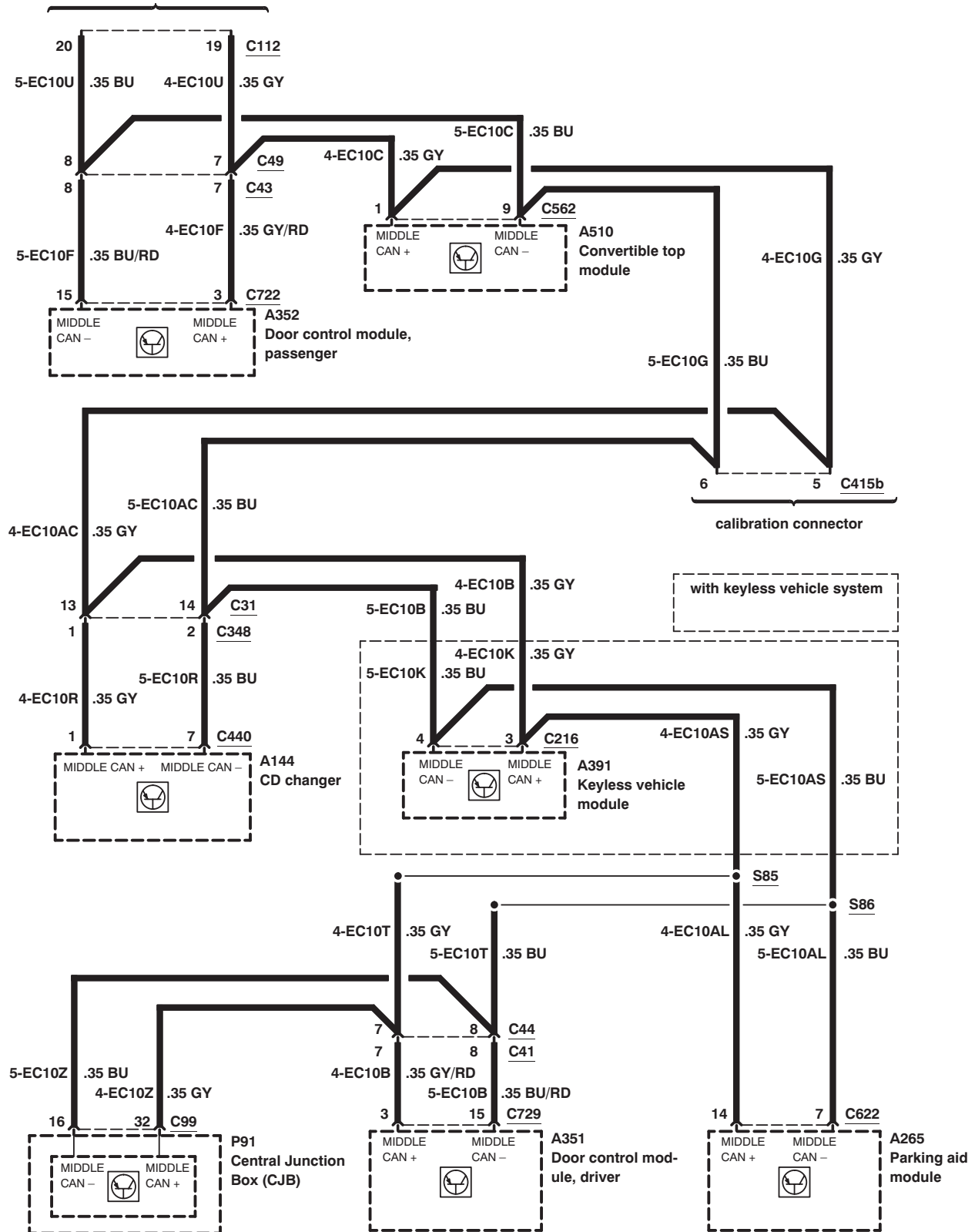
418-00-00-12 without EATC
418-00-00-15 with EATC



Module Communications Network – Data Link Connector (DLC), with global closing, with parking aid, with CD changer, RHD, convertible, before 12/2007

418-00-00-12 without EATC

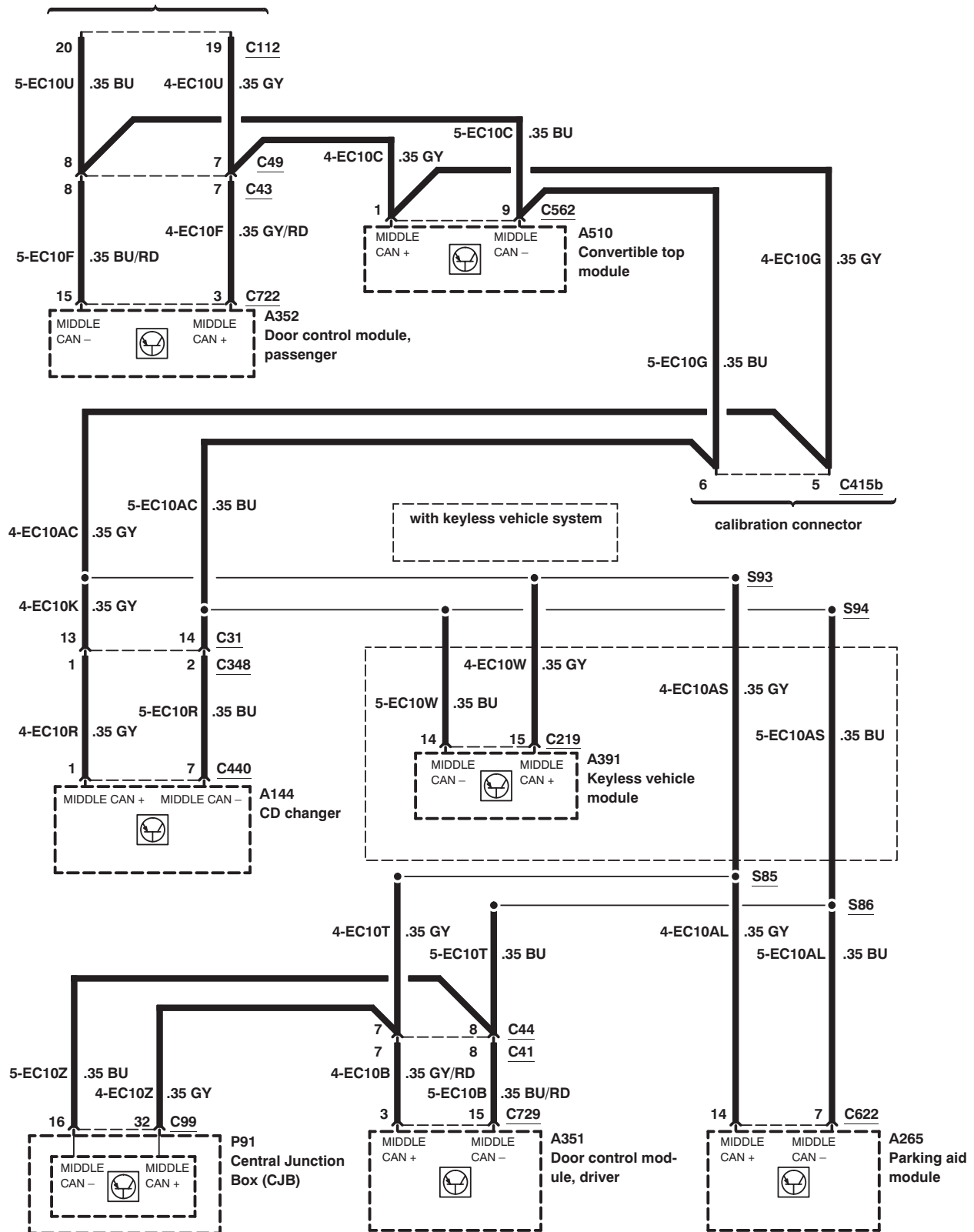
418-00-00-15 with EATC



Module Communications Network – Data Link Connector (DLC), with global closing, with parking aid, with CD changer, RHD, convertible, as of 12/2007

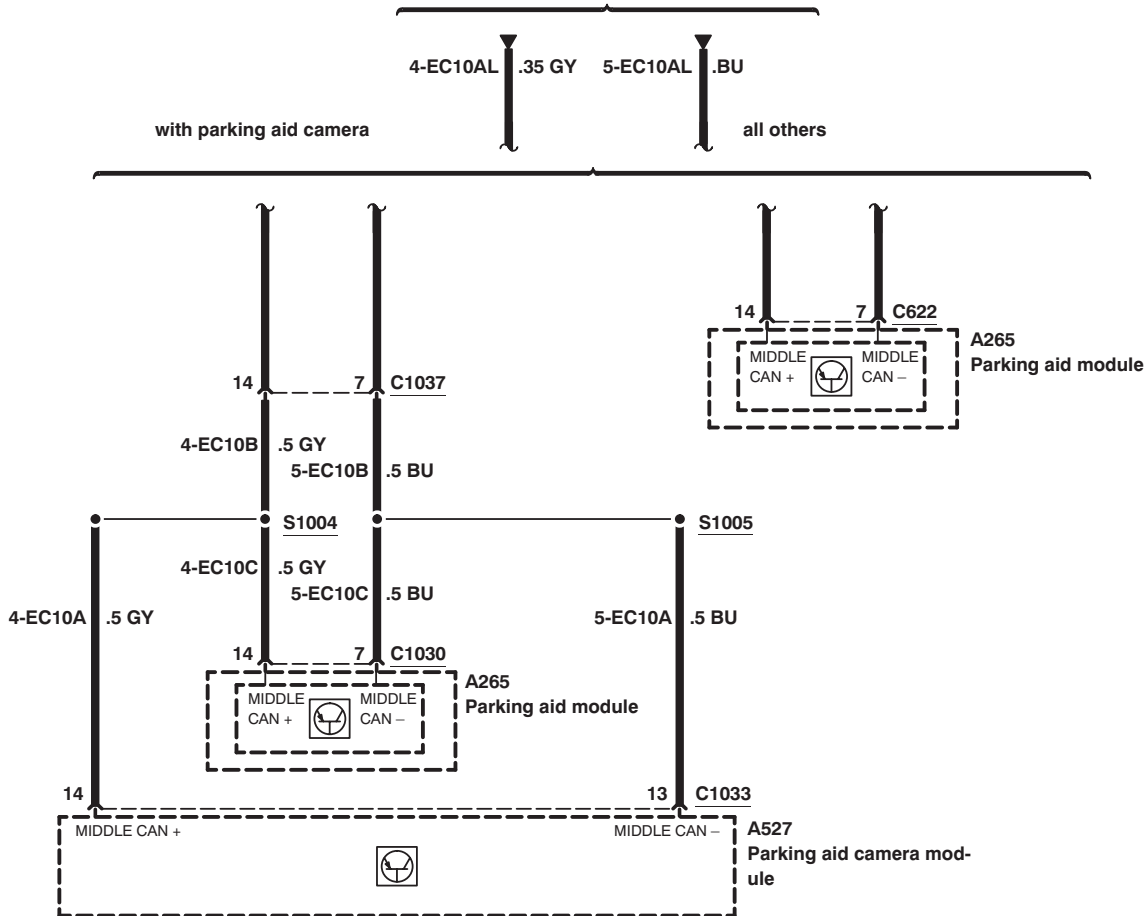
418-00-00-12 without EATC

418-00-00-15 with EATC

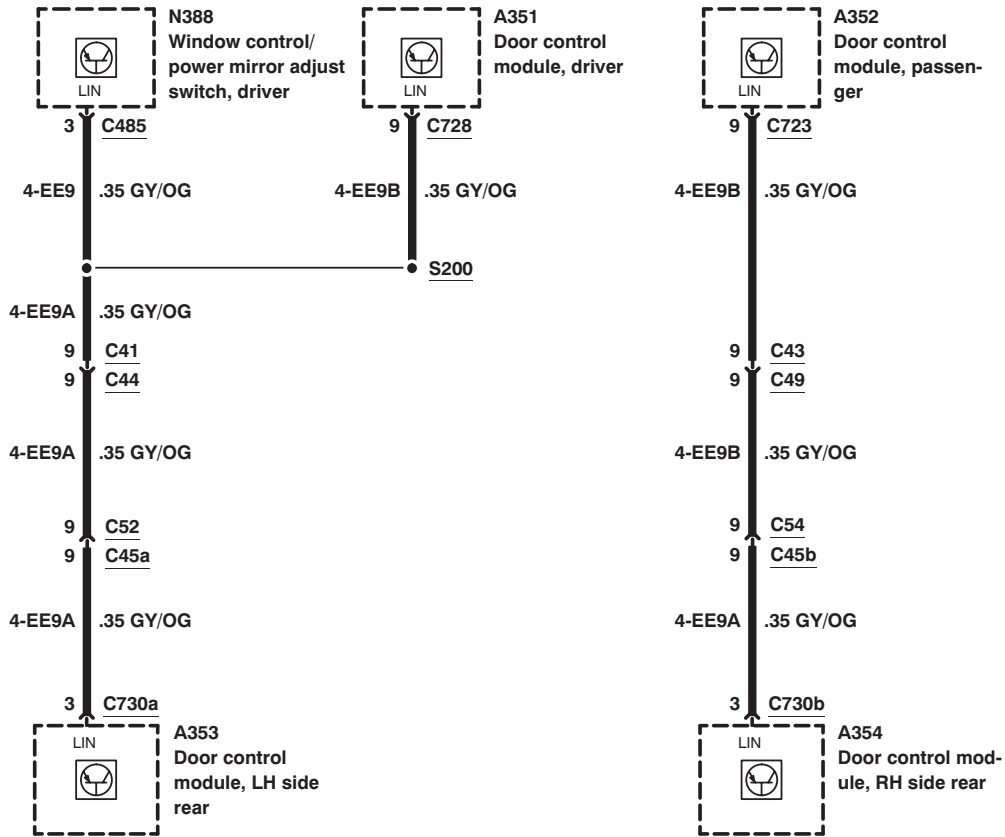


Module Communications Network – Data Link Connector (DLC)

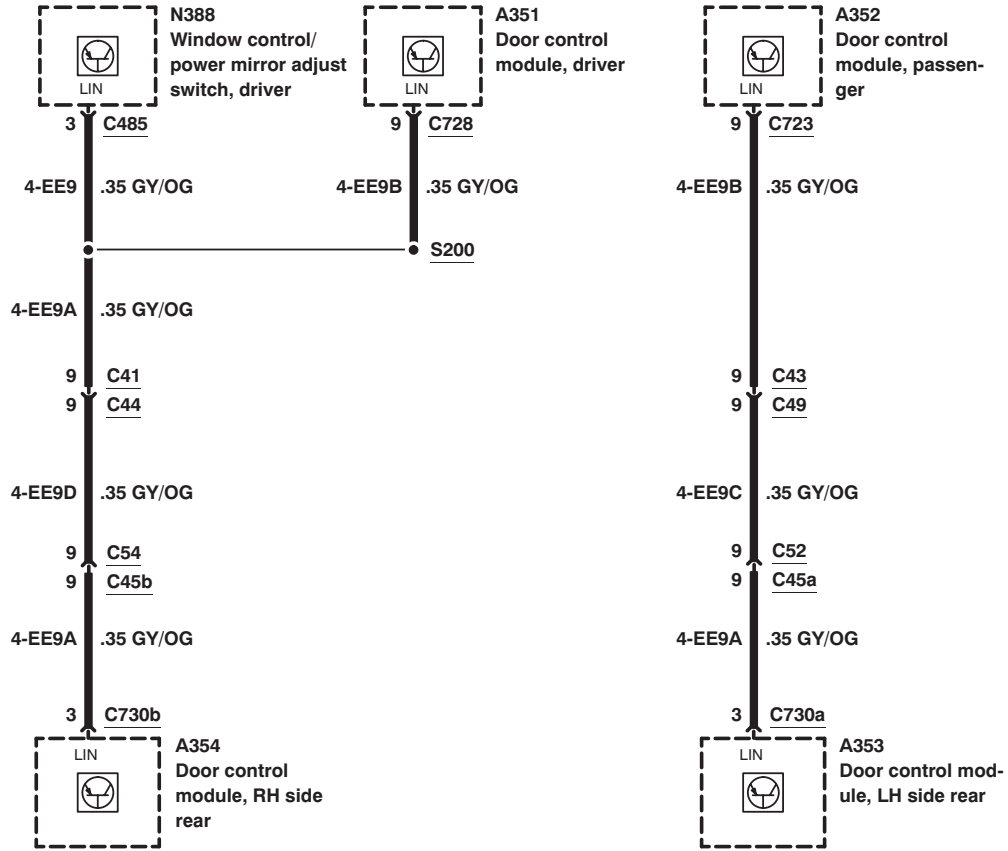
- 418-00-00-16
- 418-00-00-17
- 418-00-00-18
- 418-00-00-21
- 418-00-00-22
- 418-00-00-23
- 418-00-00-26
- 418-00-00-27
- 418-00-00-28
- 418-00-00-29
- 418-00-00-32
- 418-00-00-35
- 418-00-00-36
- 418-00-00-39
- 418-00-00-40



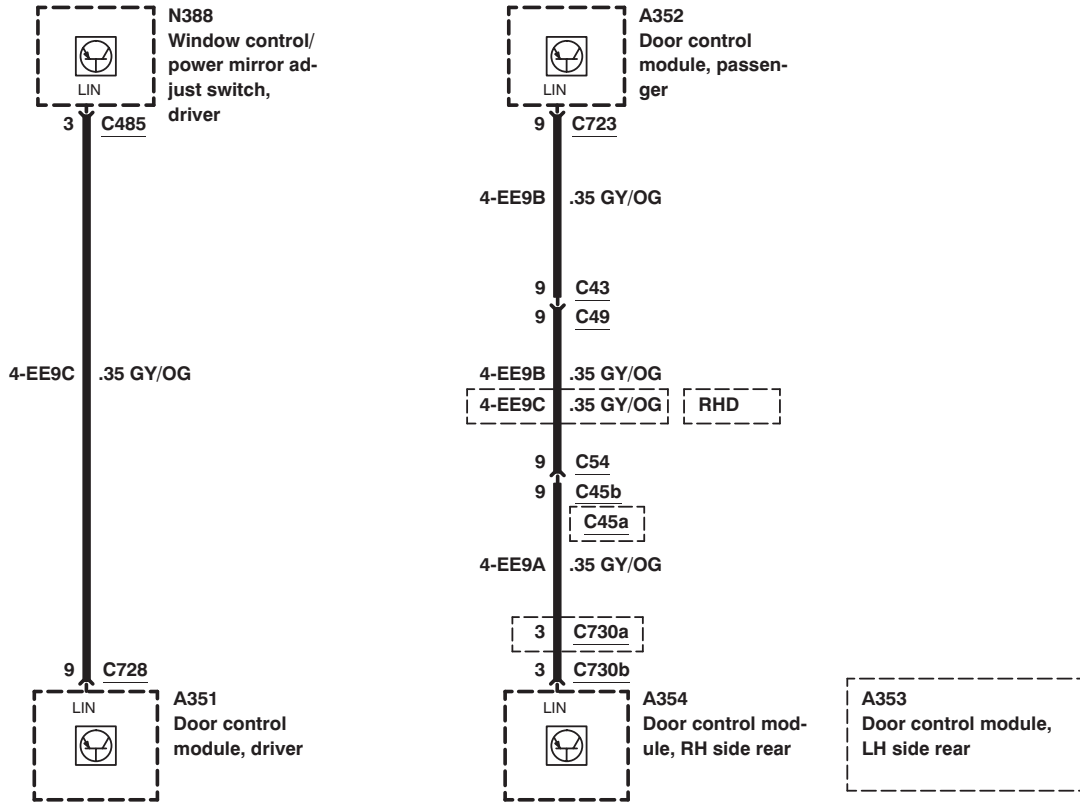
Module Communications Network – LIN Bus, except 3-door model, except convertible, LHD



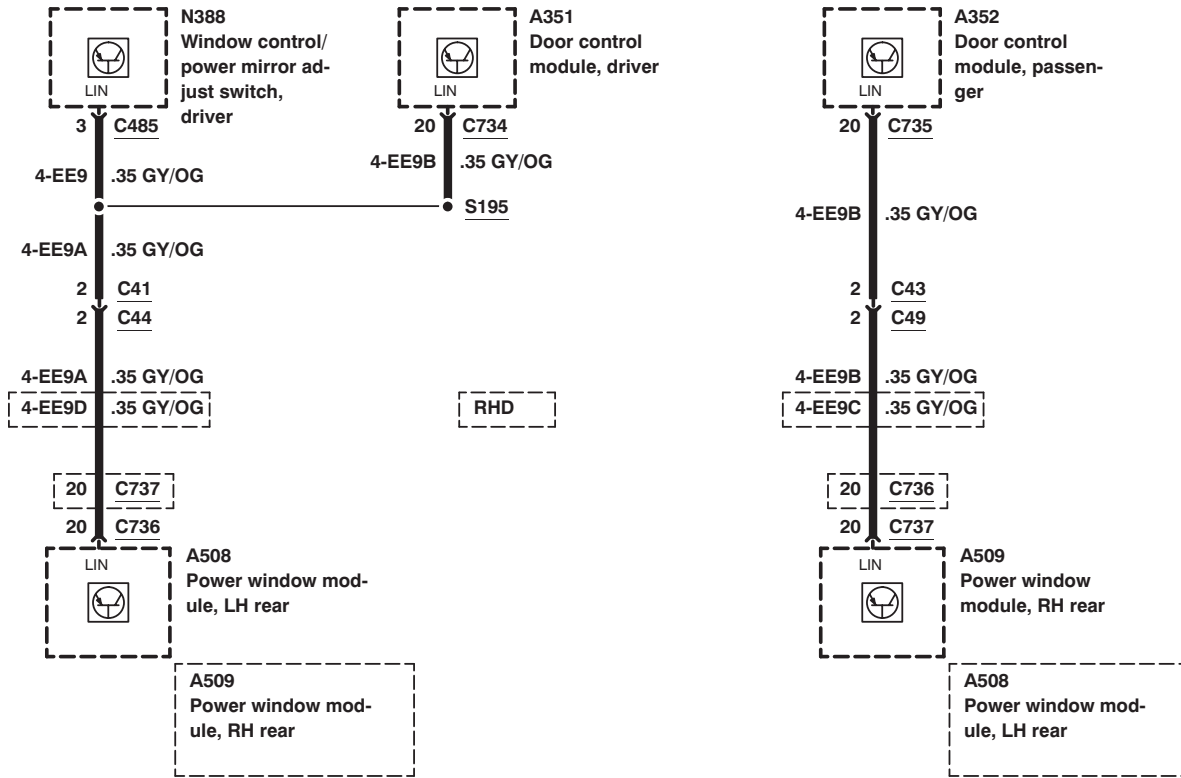
Module Communications Network – LIN Bus, except 3-door model, except convertible, RHD



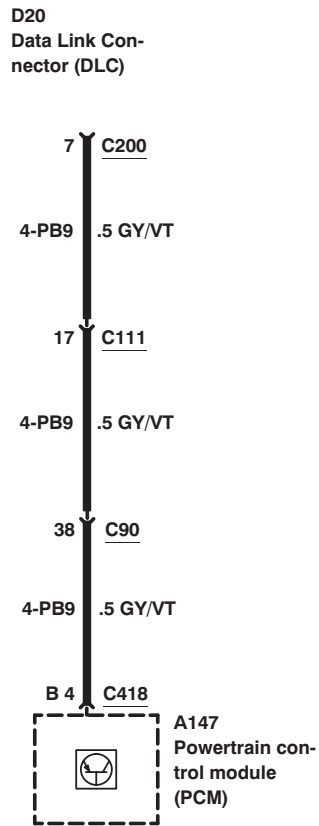
Module Communications Network – LIN Bus, 3-door model



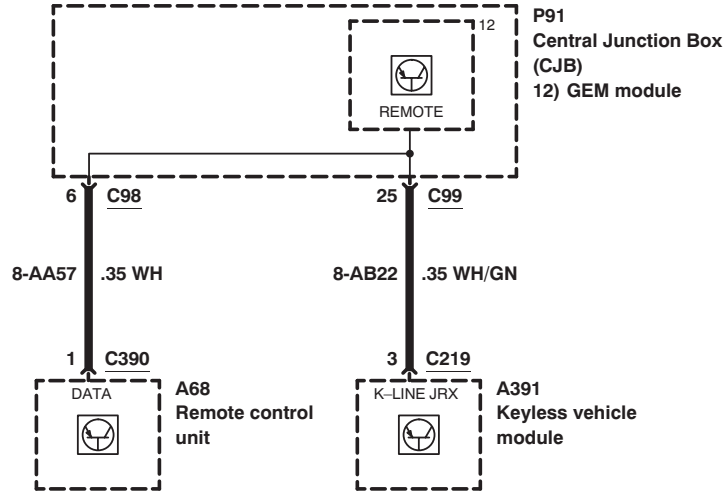
Module Communications Network – LIN Bus, convertible



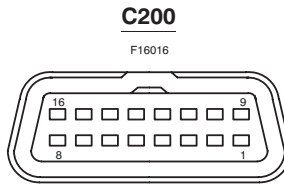
Module Communications Network – Data link connector, pin 7, before 12/2007



Module Communications Network – Data Link Connector (DLC)

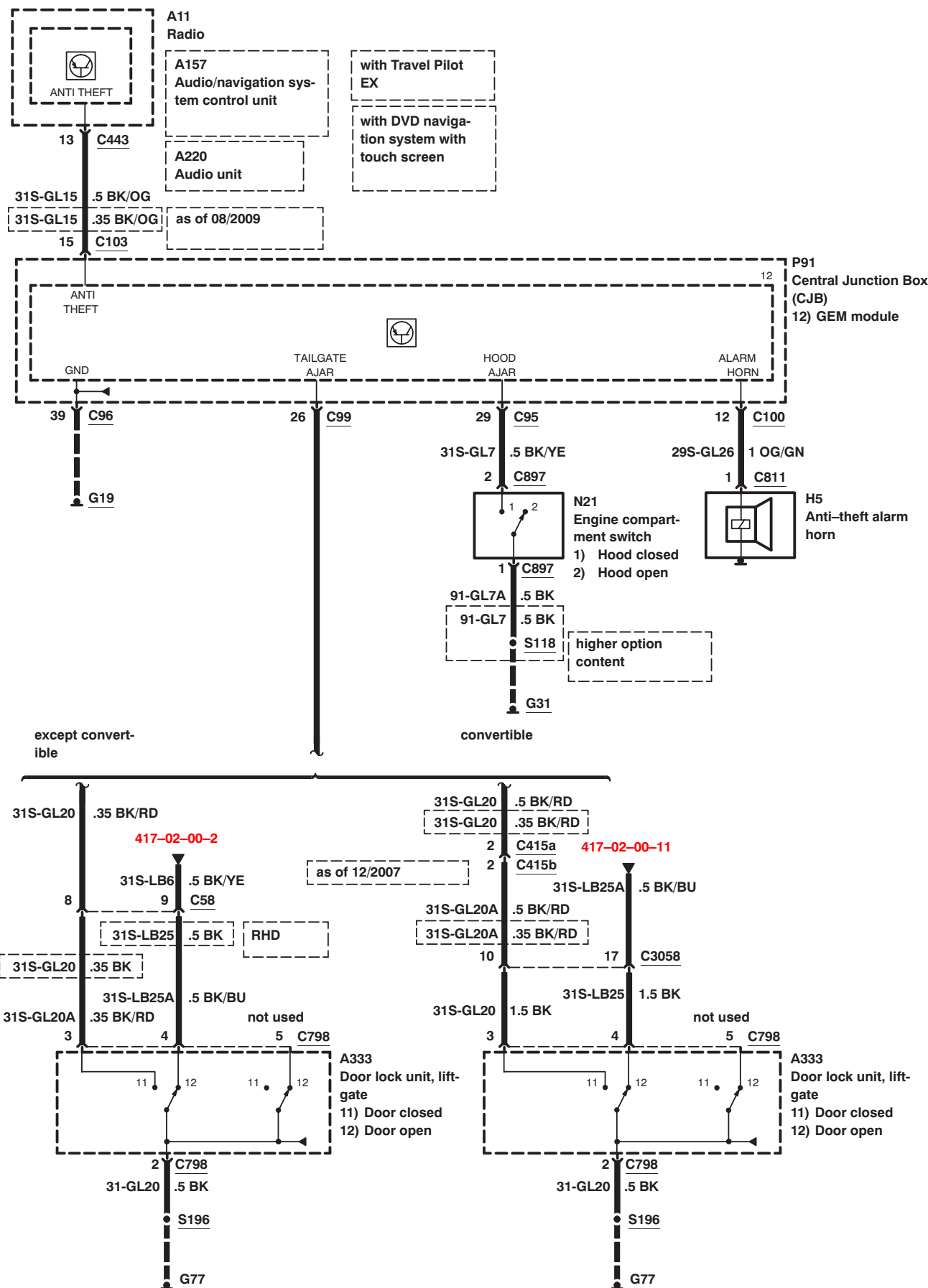


Module Communications Network – Data Link Connector (DLC)

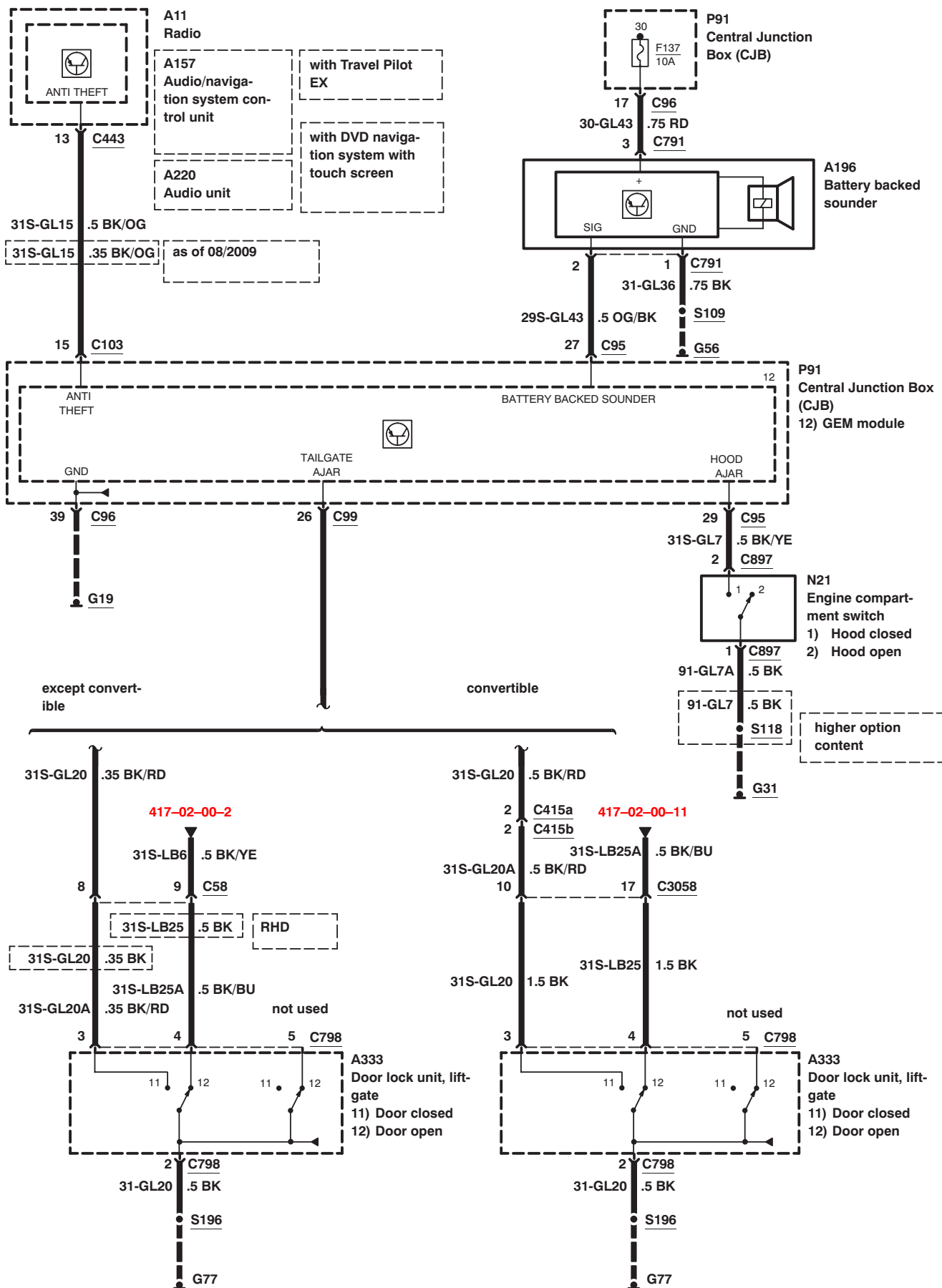


Pin number	Description	Wire colours
1		
2		
3	middle speed CAN Bus +	GY
4	Chassis Ground	BK
5	Signal Ground	BK/OG
6	high speed CAN Bus +	GY/RD
7	K-Line ISO 9141	GY/VT
8		
9		
10		
11	middle speed CAN Bus –	BU
12		
13		
14	high speed CAN Bus –	BU/RD
15		
16	Battery Power	OG

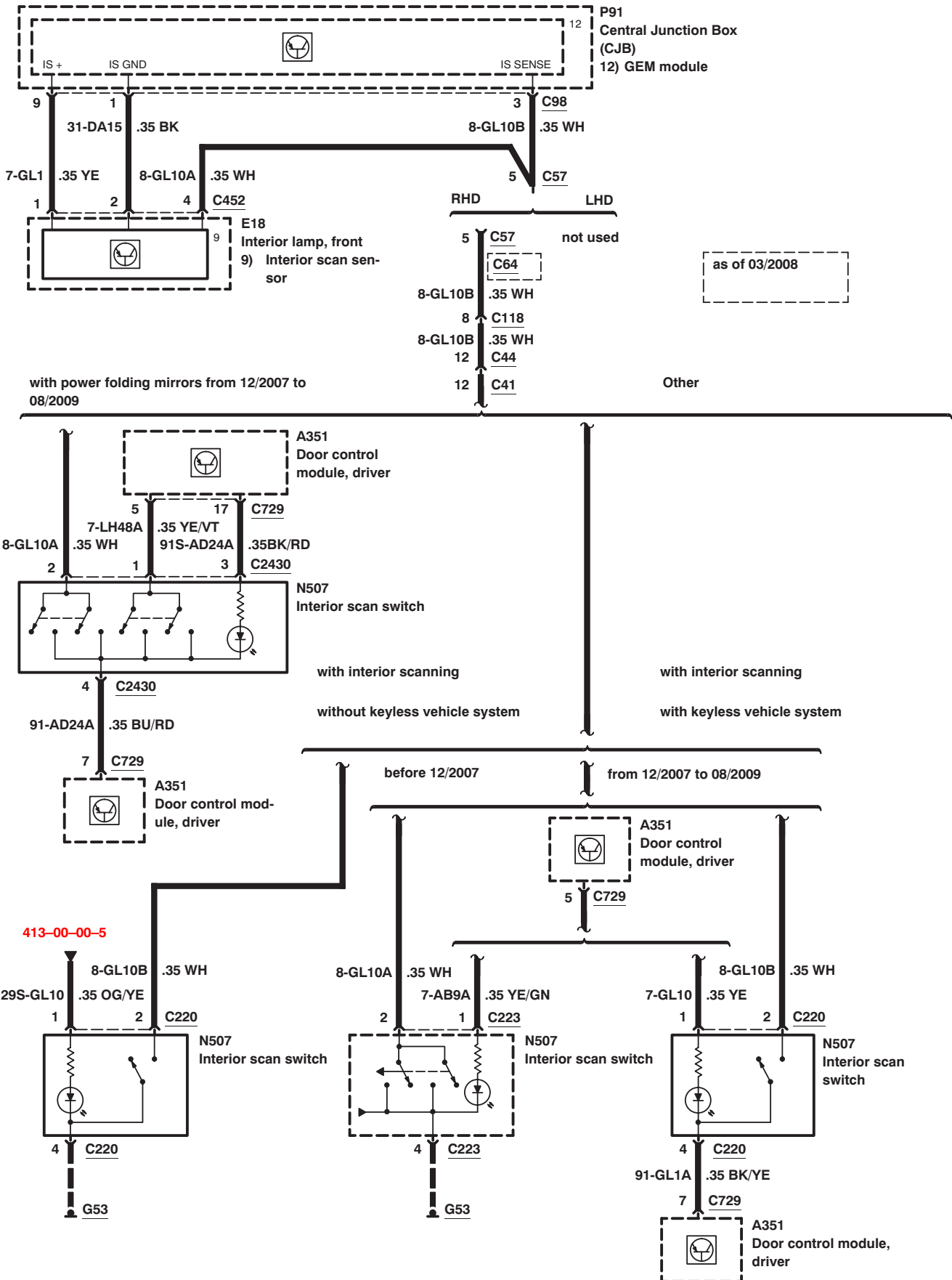
Anti-Theft – Active – without battery backed sounder



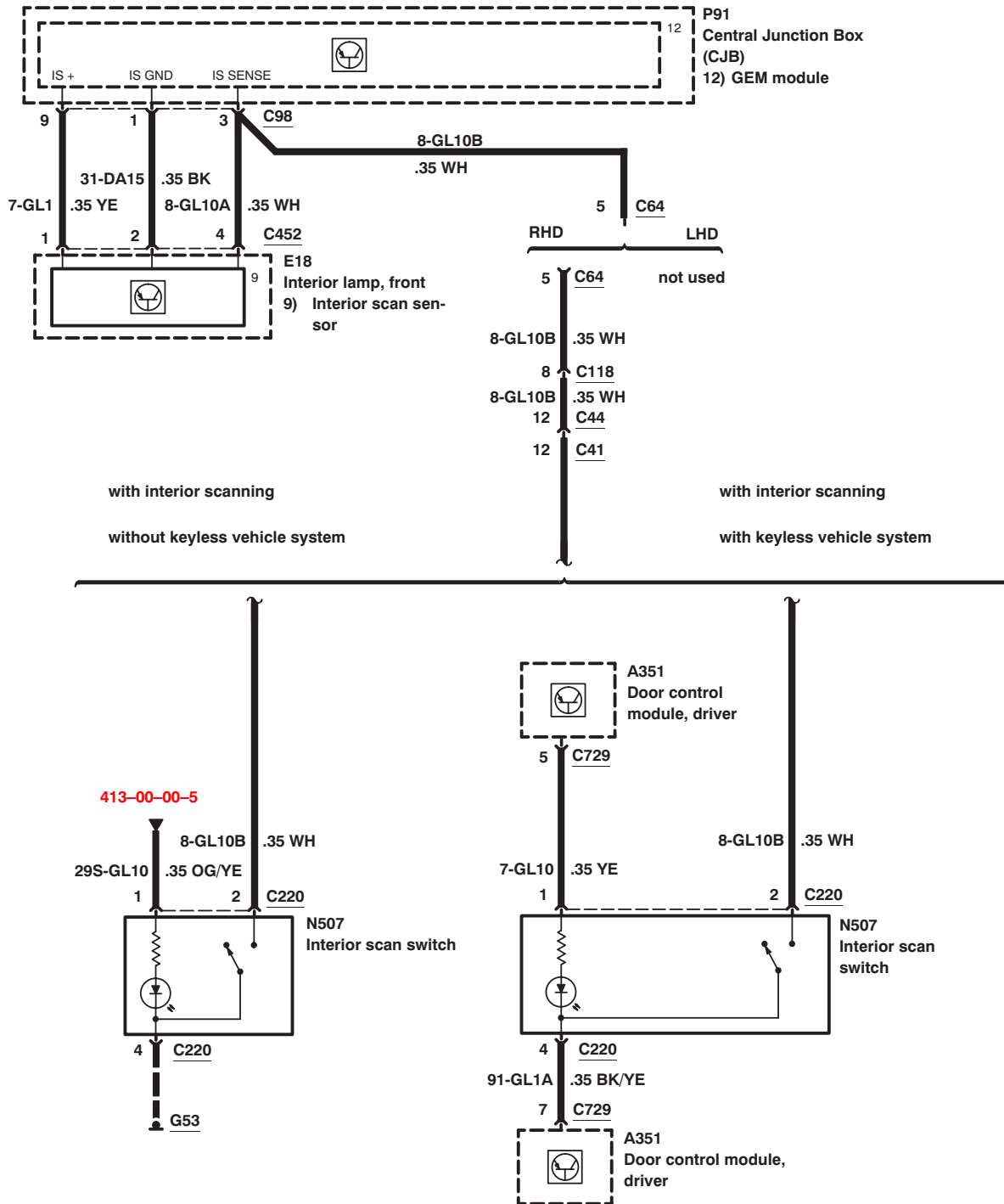
Anti-Theft – Active – with battery backed sounder



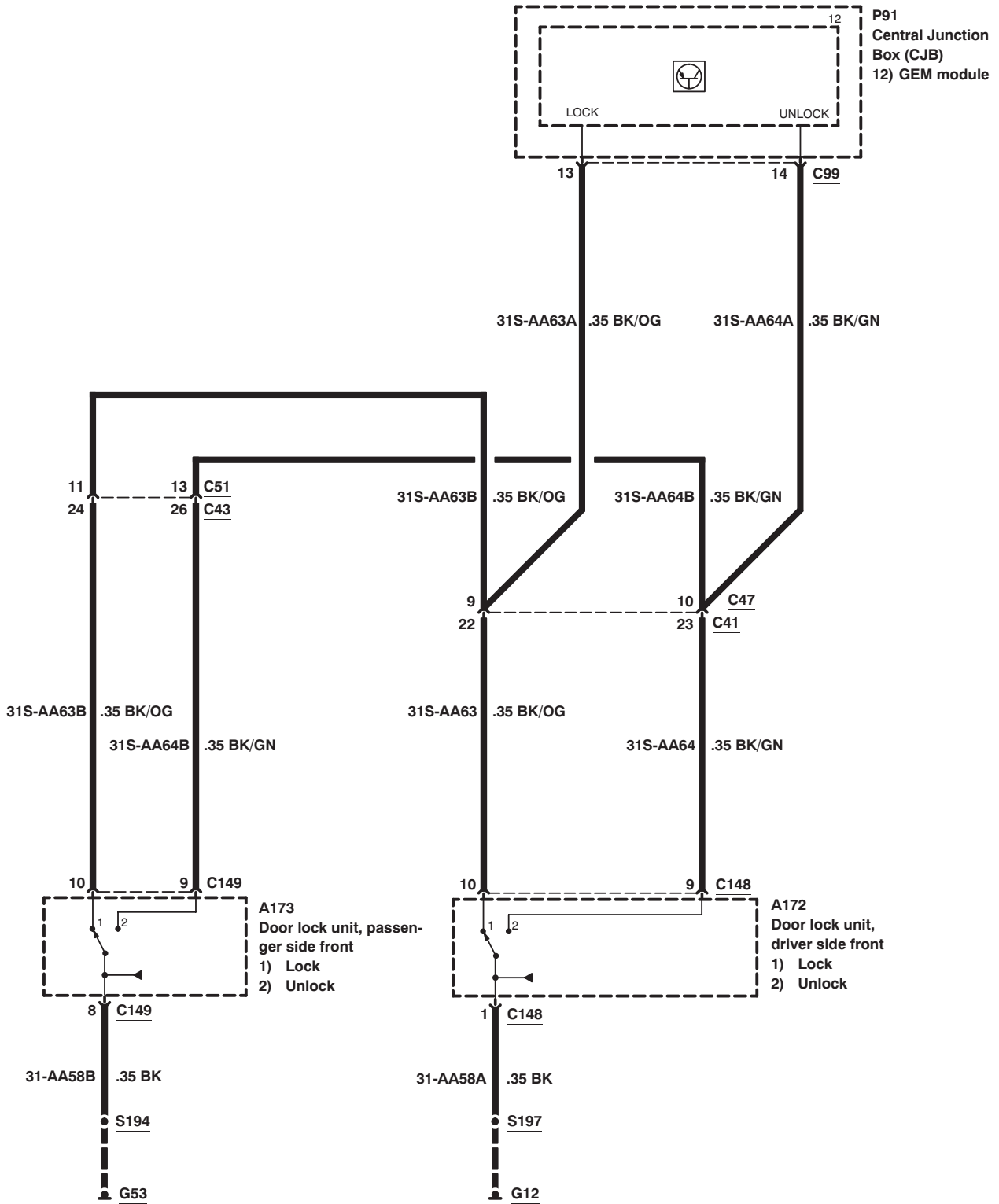
Anti-Theft – Active – except convertible, before 08/2009



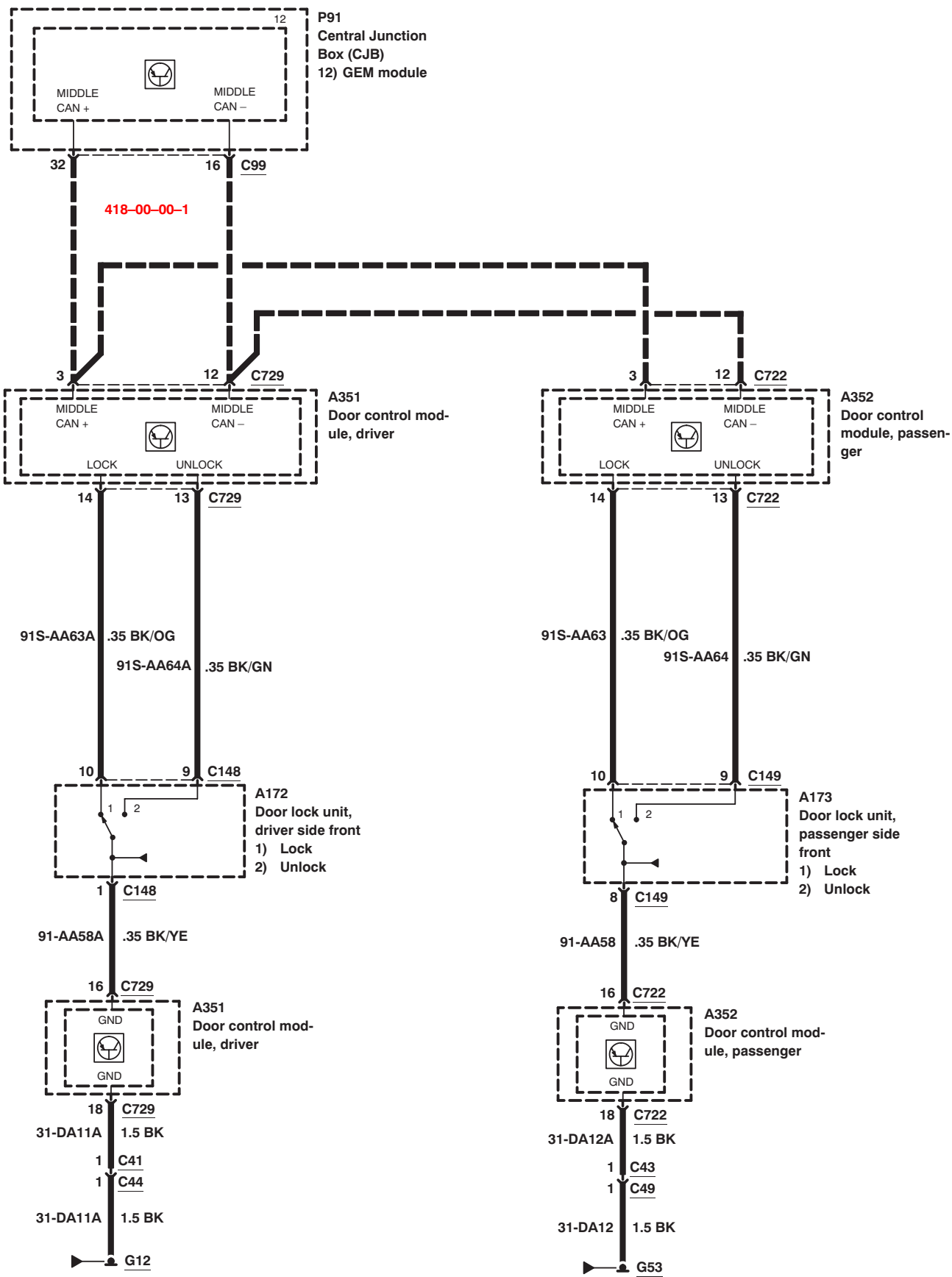
Anti-Theft – Active – except convertible, as of 08/2009



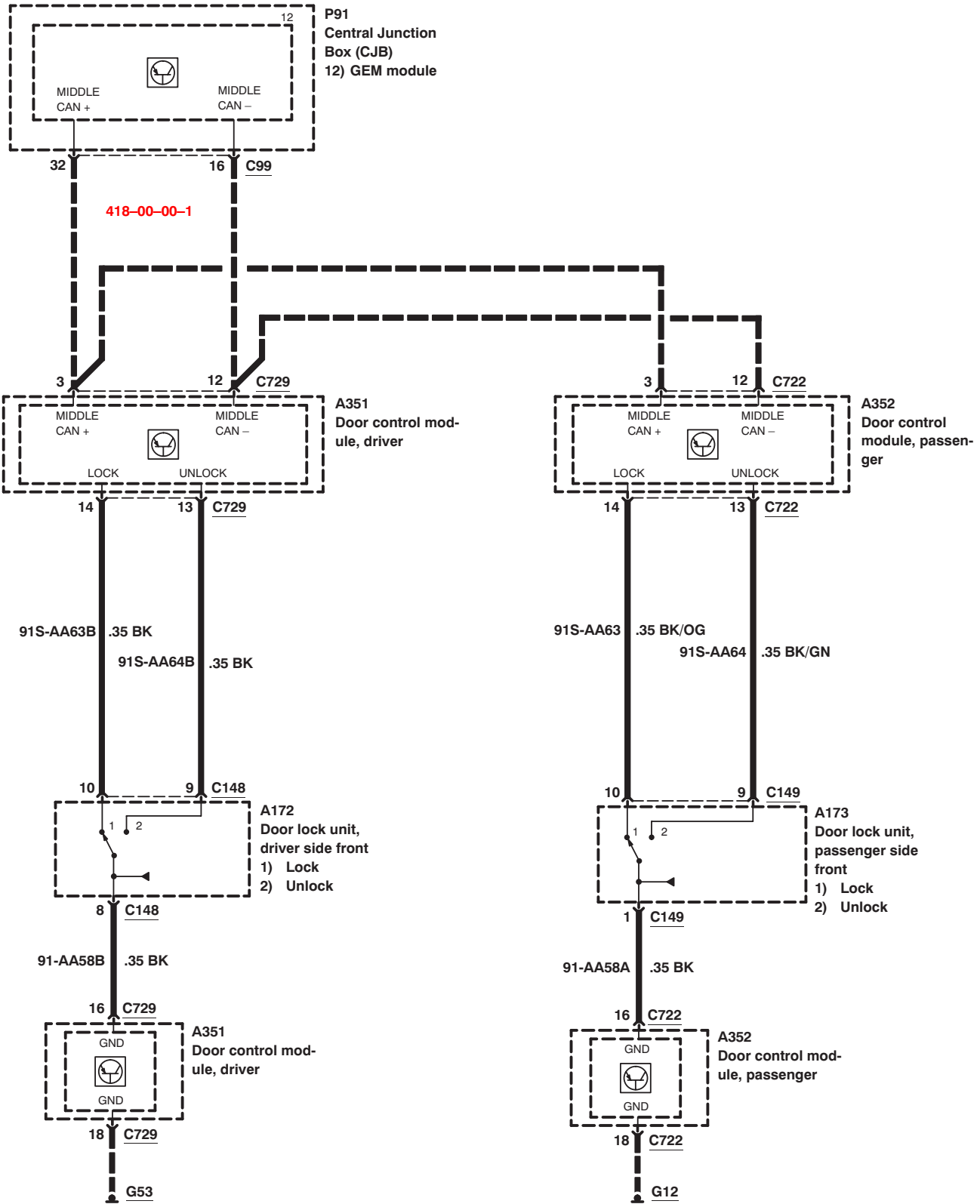
Anti-Theft – Active – except convertible, LHD, with central locking, without global closing



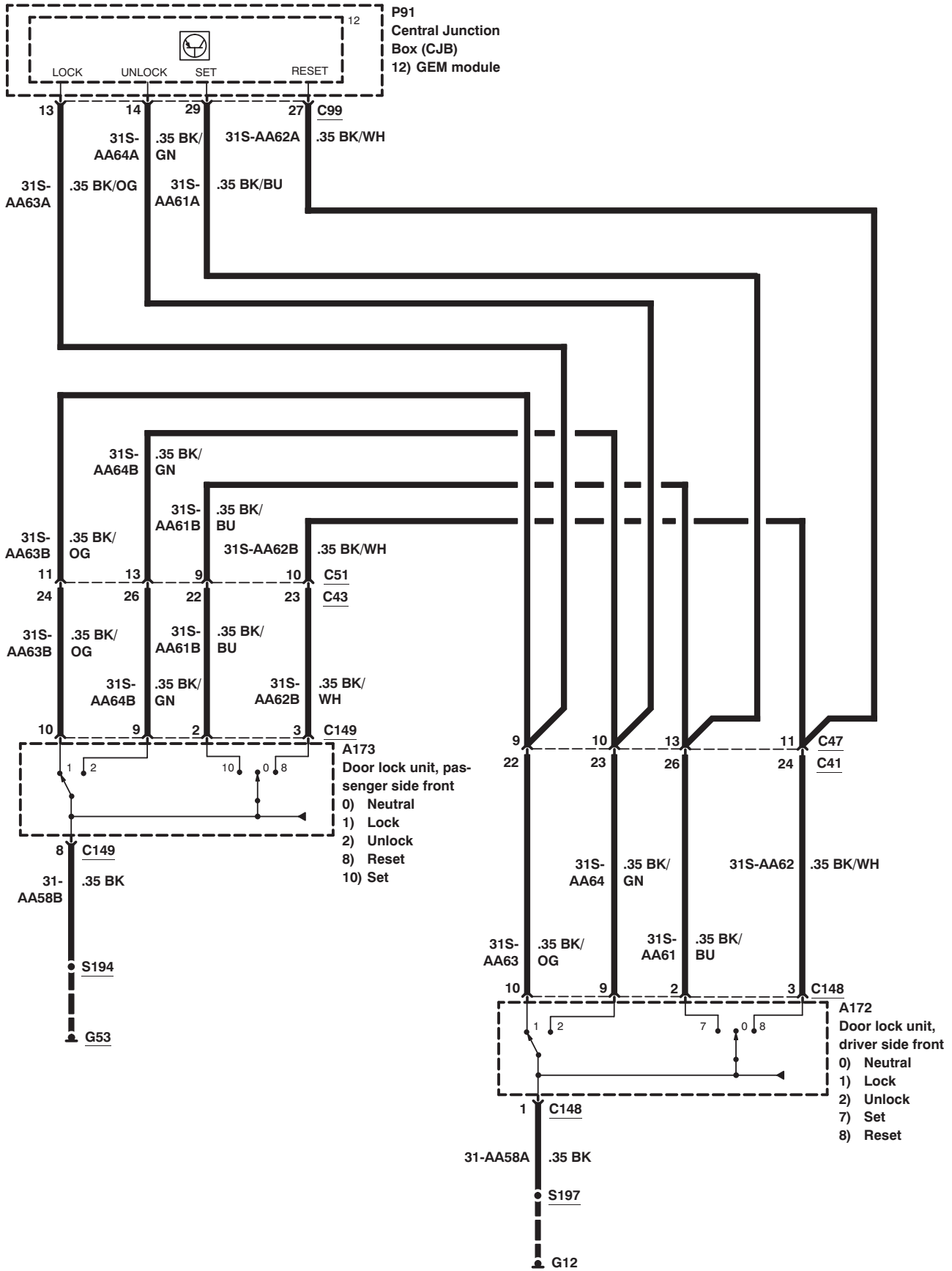
Anti-Theft – Active – except convertible, LHD, with central locking, with global closing



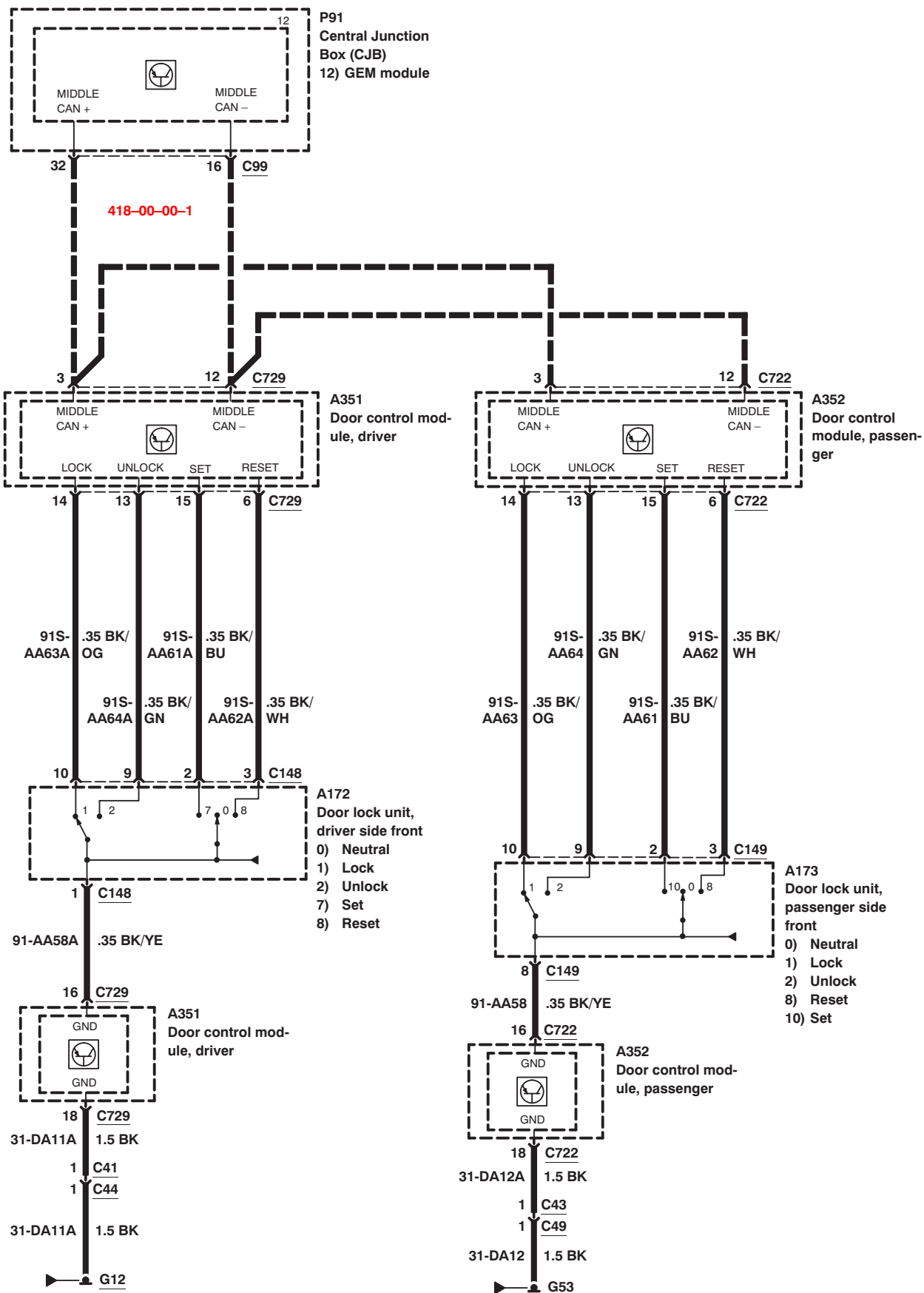
Anti-Theft – Active – except convertible, RHD, with central locking, with global closing



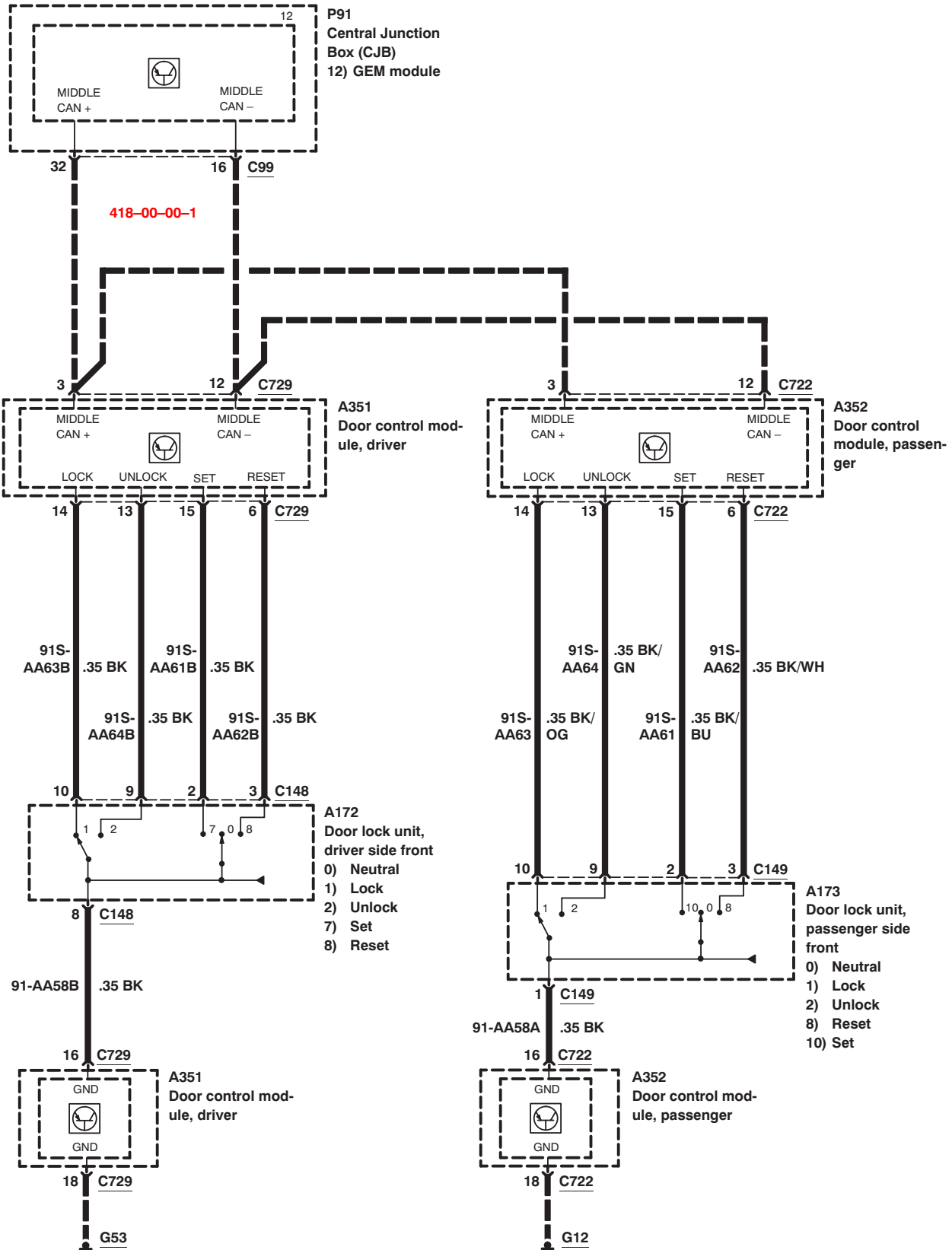
Anti-Theft – Active – except convertible, LHD, with double locking, without global closing



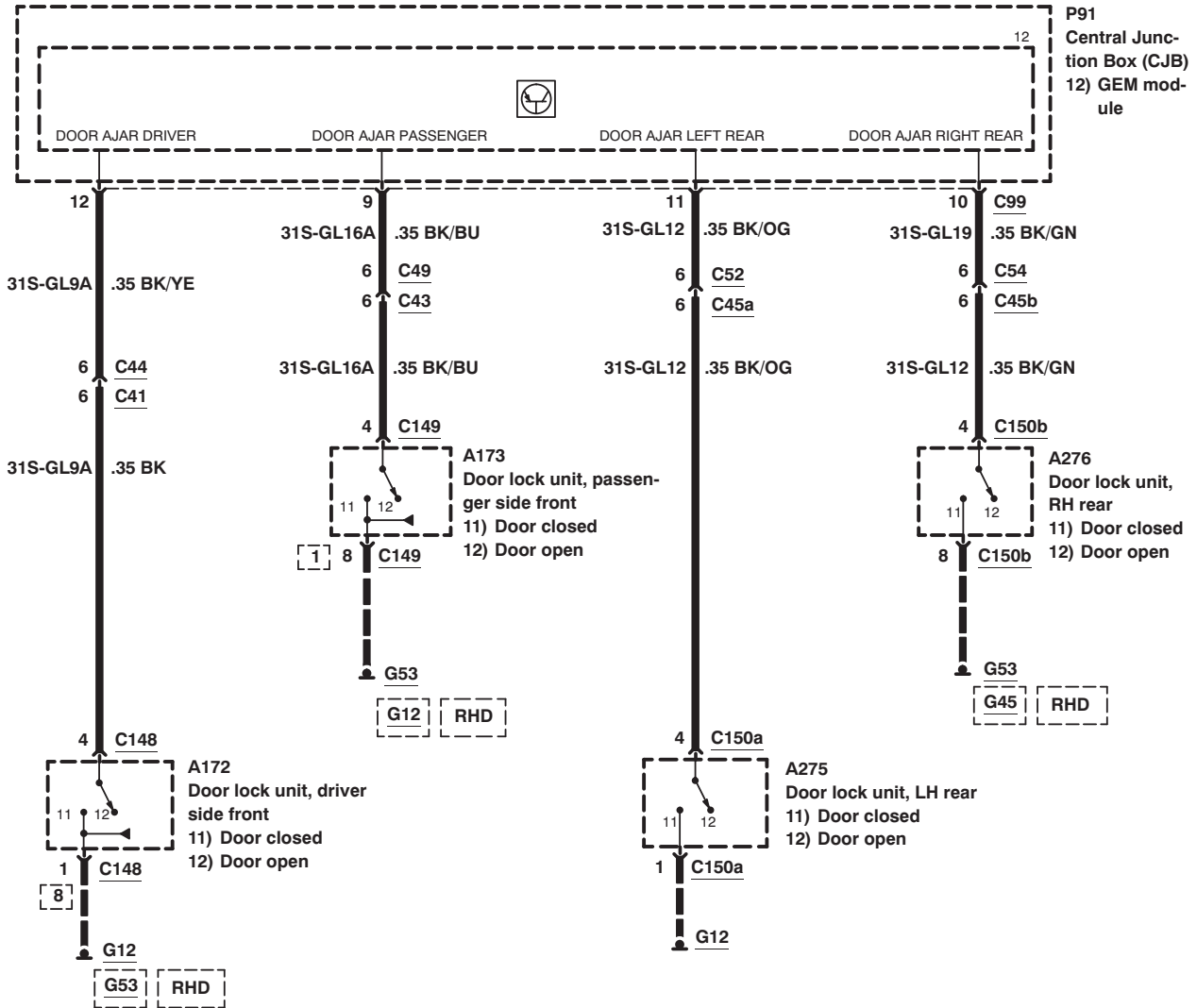
Anti-Theft – Active – except convertible, LHD, with double locking, with global closing



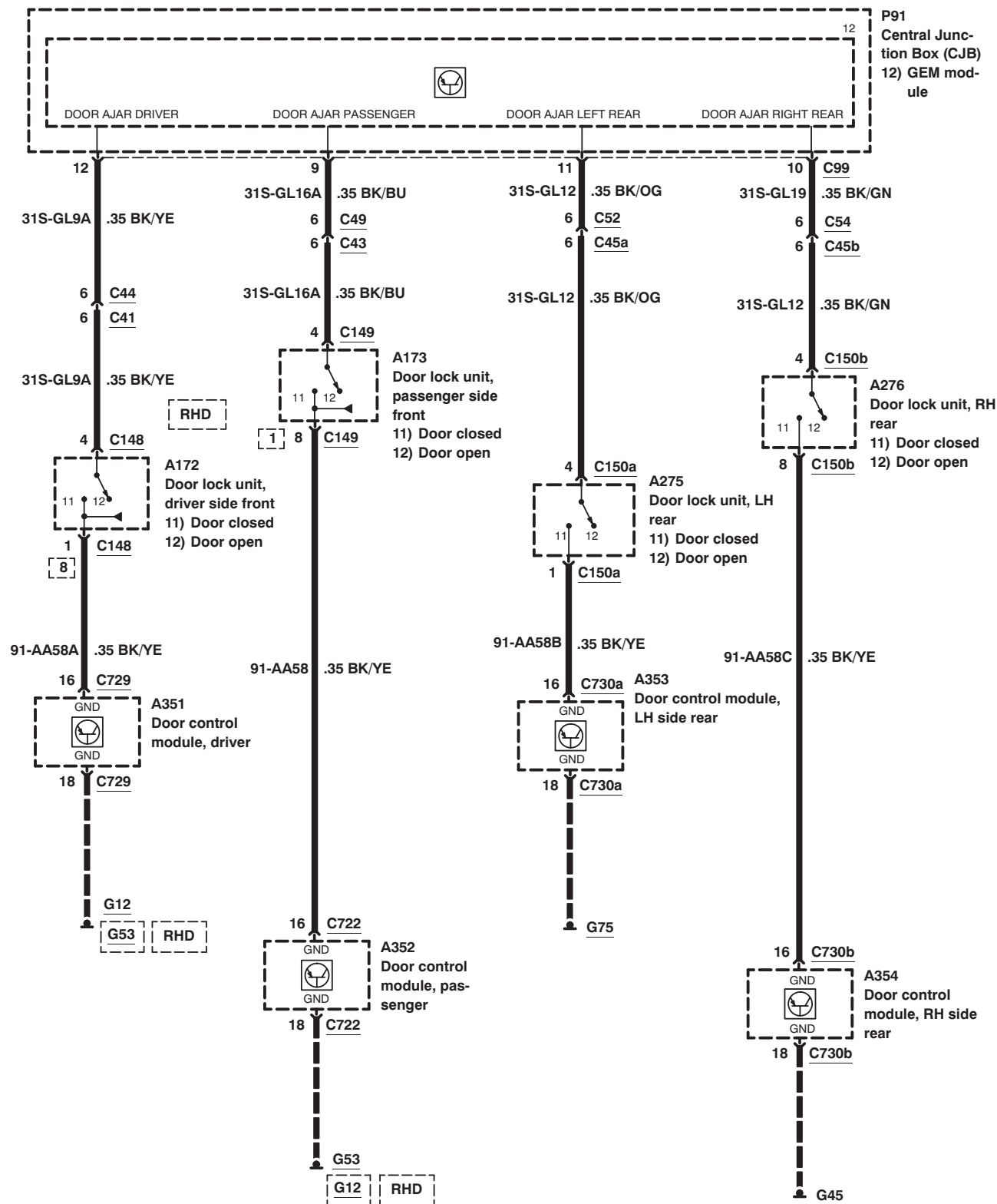
Anti-Theft – Active – except convertible, RHD, with double locking, with global closing



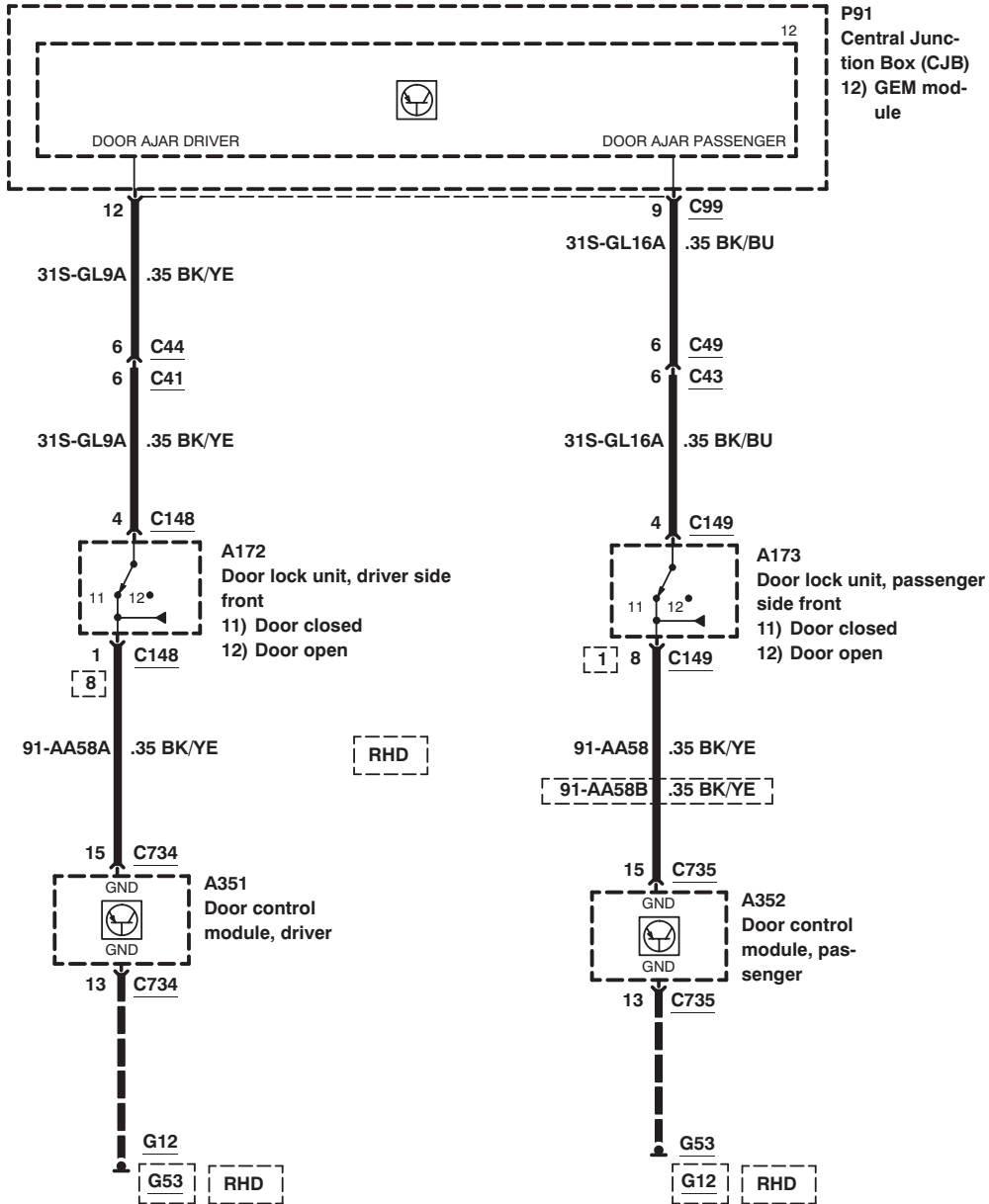
Anti-Theft – Active – except convertible, without global closing



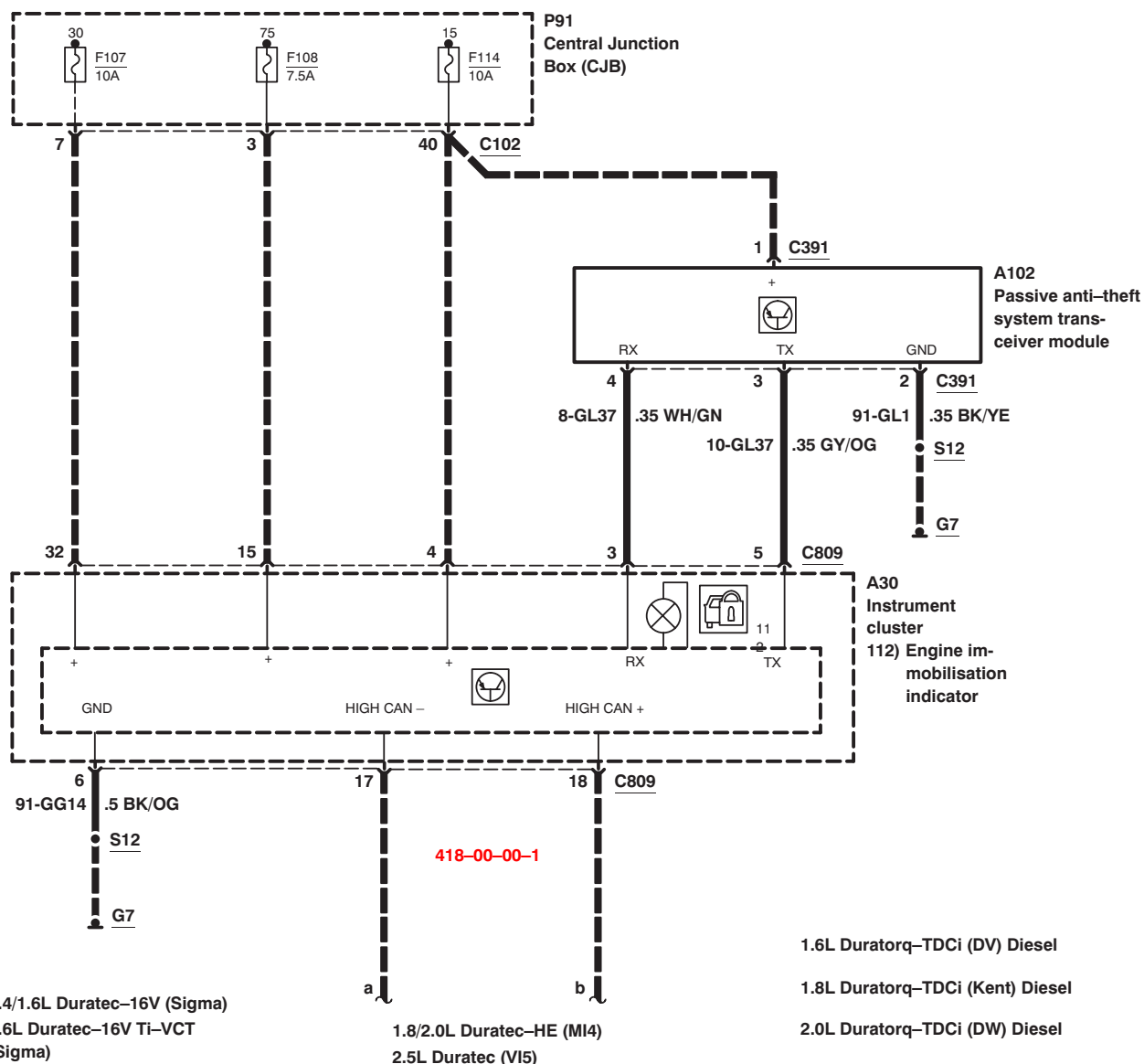
Anti-Theft – Active – except convertible, with global closing



Anti-Theft – Active – convertible



Anti-Theft – Passive – without keyless start



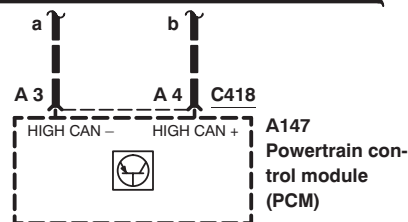
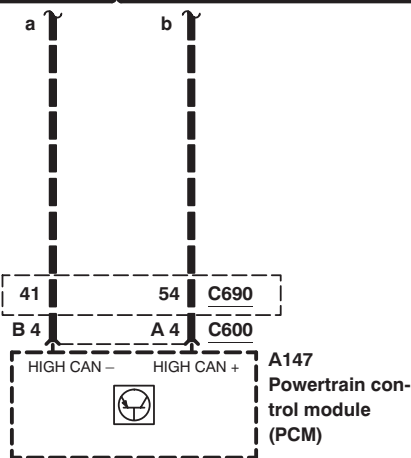
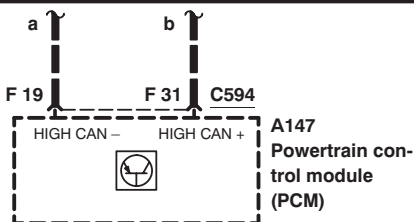
1.4/1.6L Duratec-16V (Sigma)
1.6L Duratec-16V Ti-VCT (Sigma)

1.8/2.0L Duratec-HE (M14)
2.5L Duratec (V15)

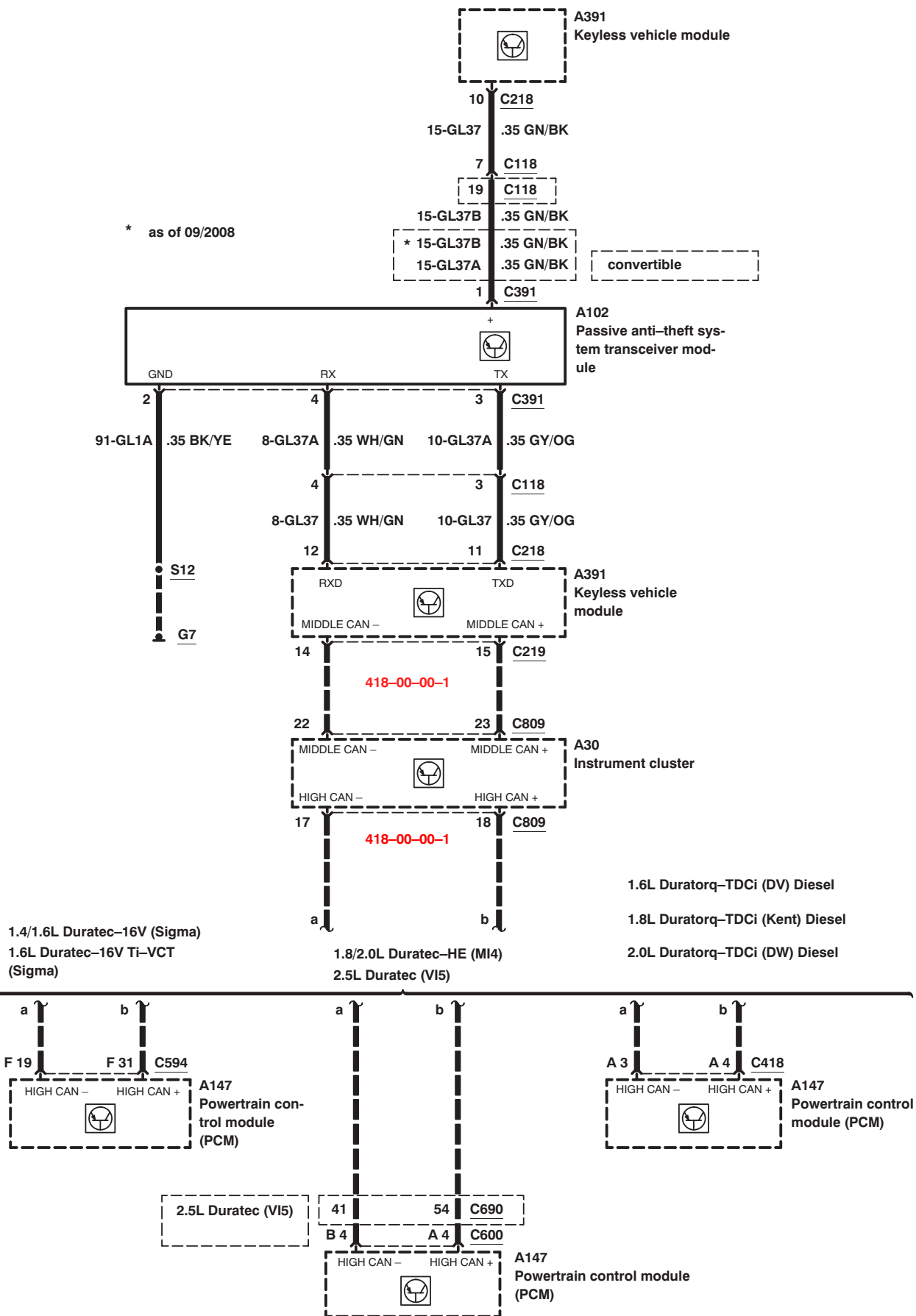
1.6L Duratorq-TDCi (DV) Diesel

1.8L Duratorq-TDCi (Kent) Diesel

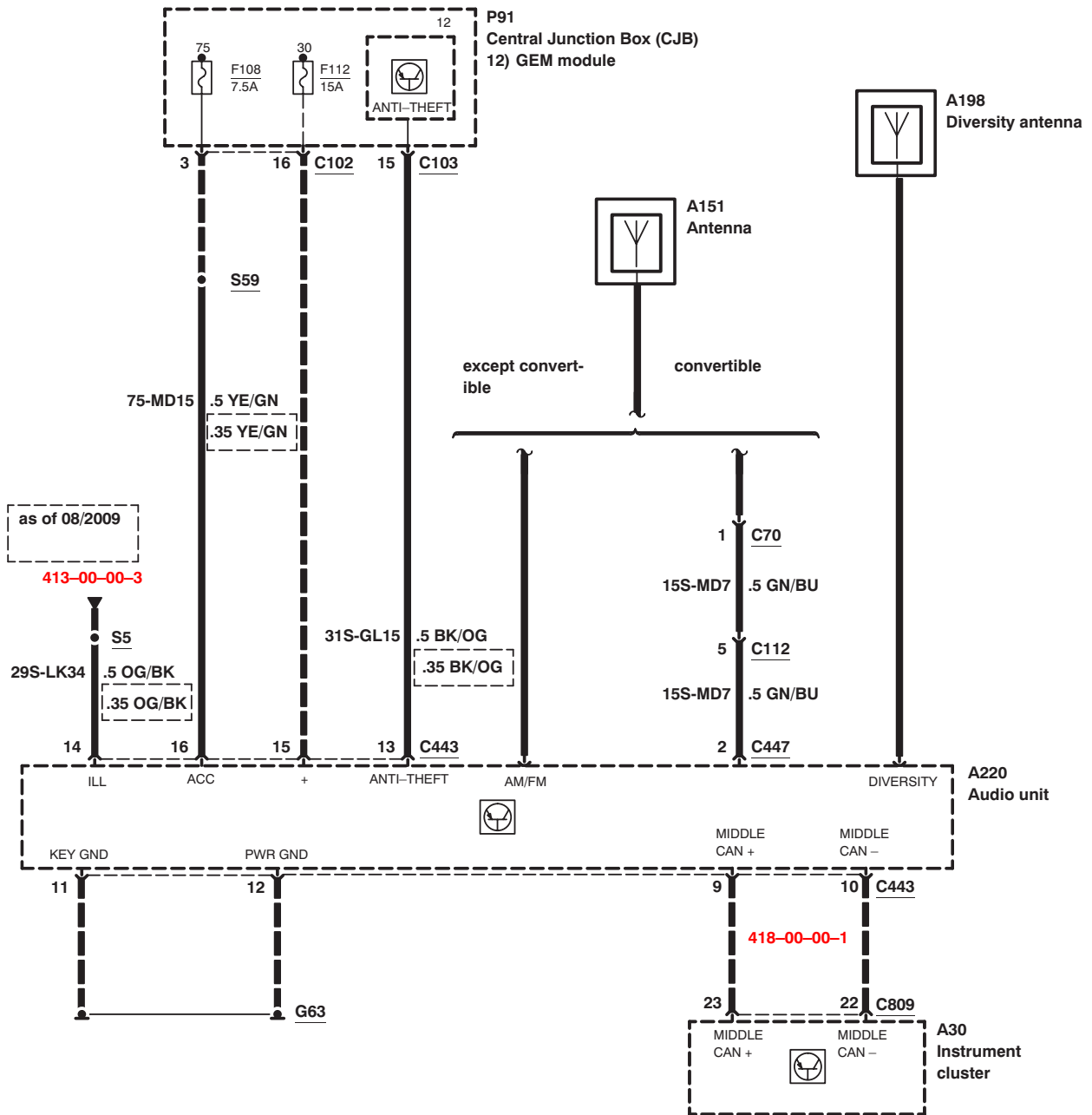
2.0L Duratorq-TDCi (DW) Diesel



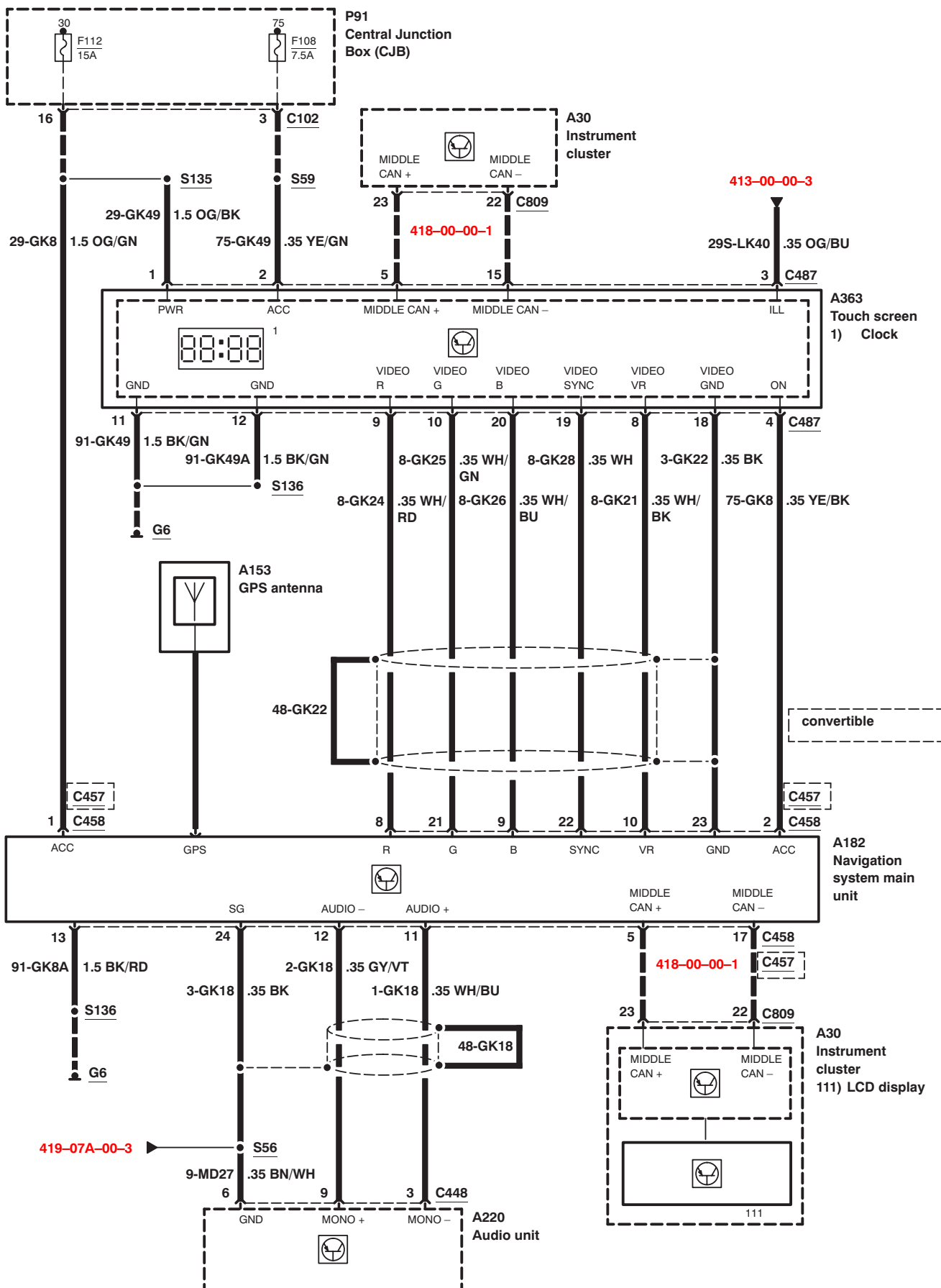
Anti-Theft – Passive – with keyless start



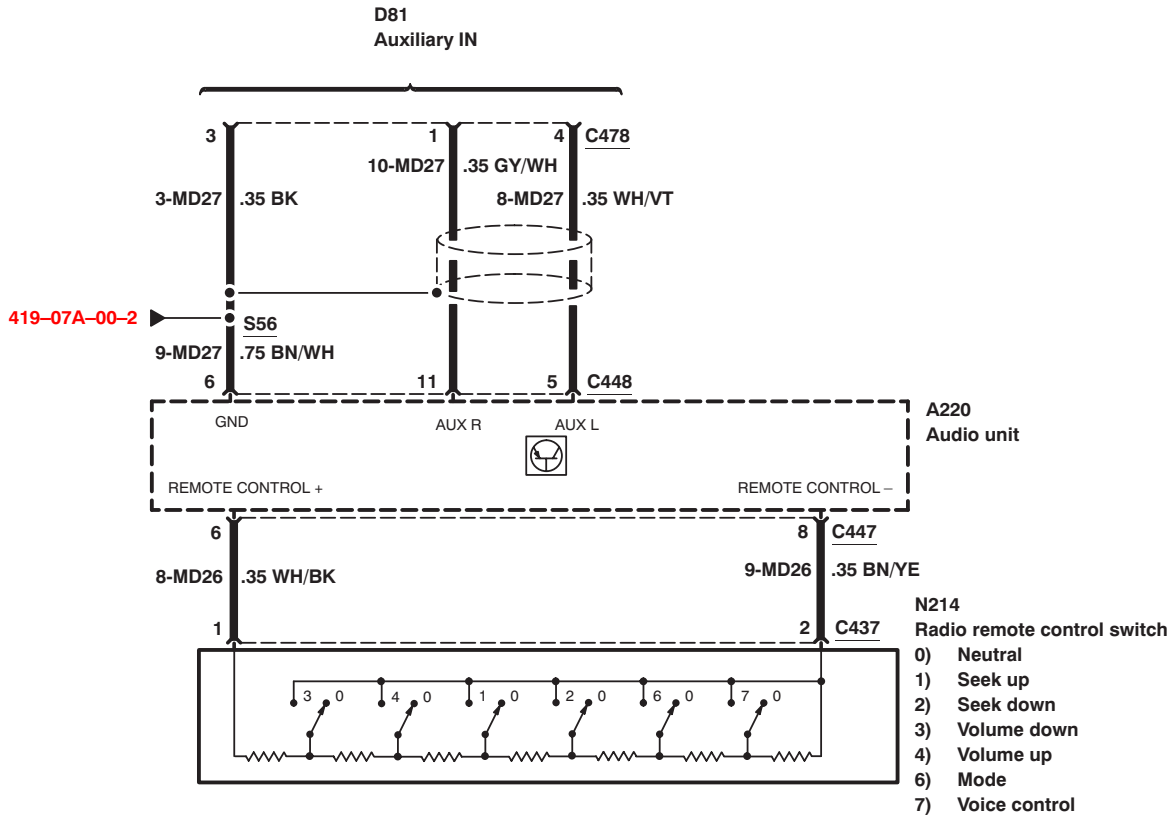
Navigation System – with DVD navigation system with touch screen



Navigation System – with DVD navigation system with touch screen

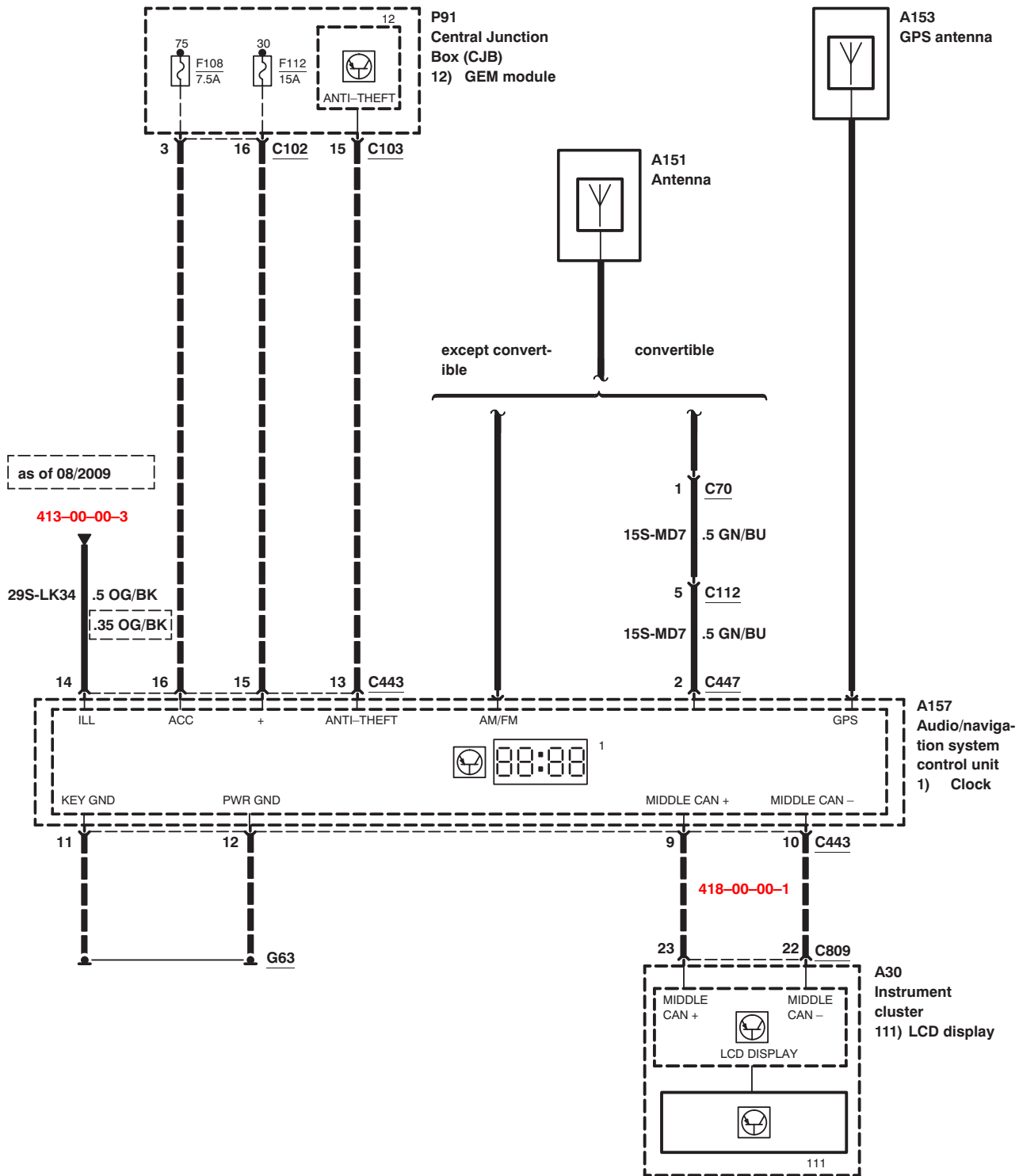


Navigation System – with DVD navigation system with touch screen

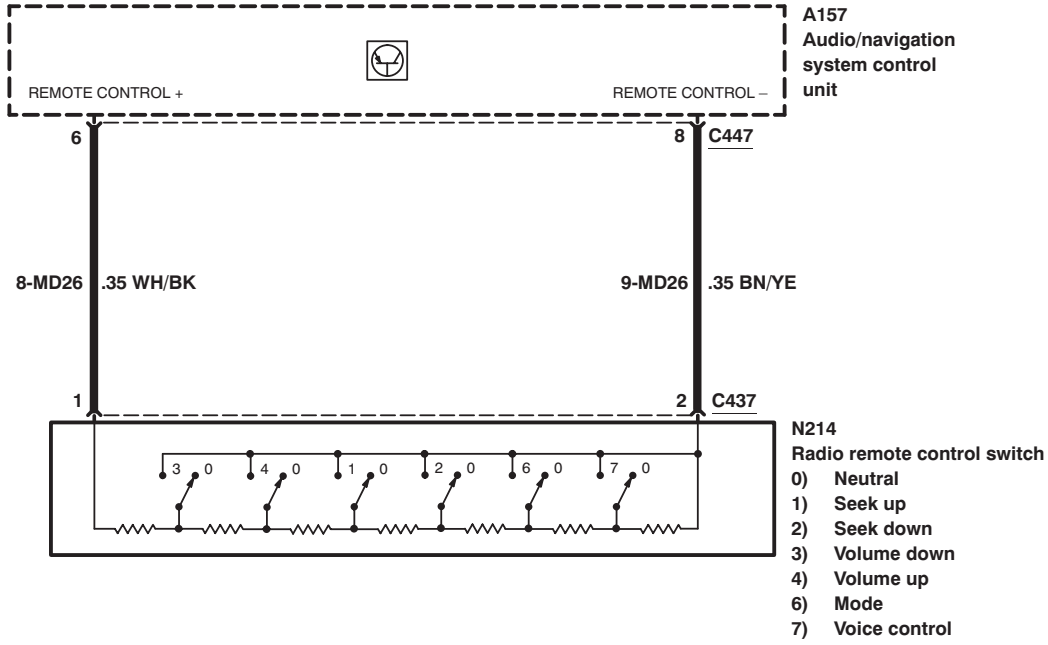


- 0) Neutral
- 1) Seek up
- 2) Seek down
- 3) Volume down
- 4) Volume up
- 6) Mode
- 7) Voice control

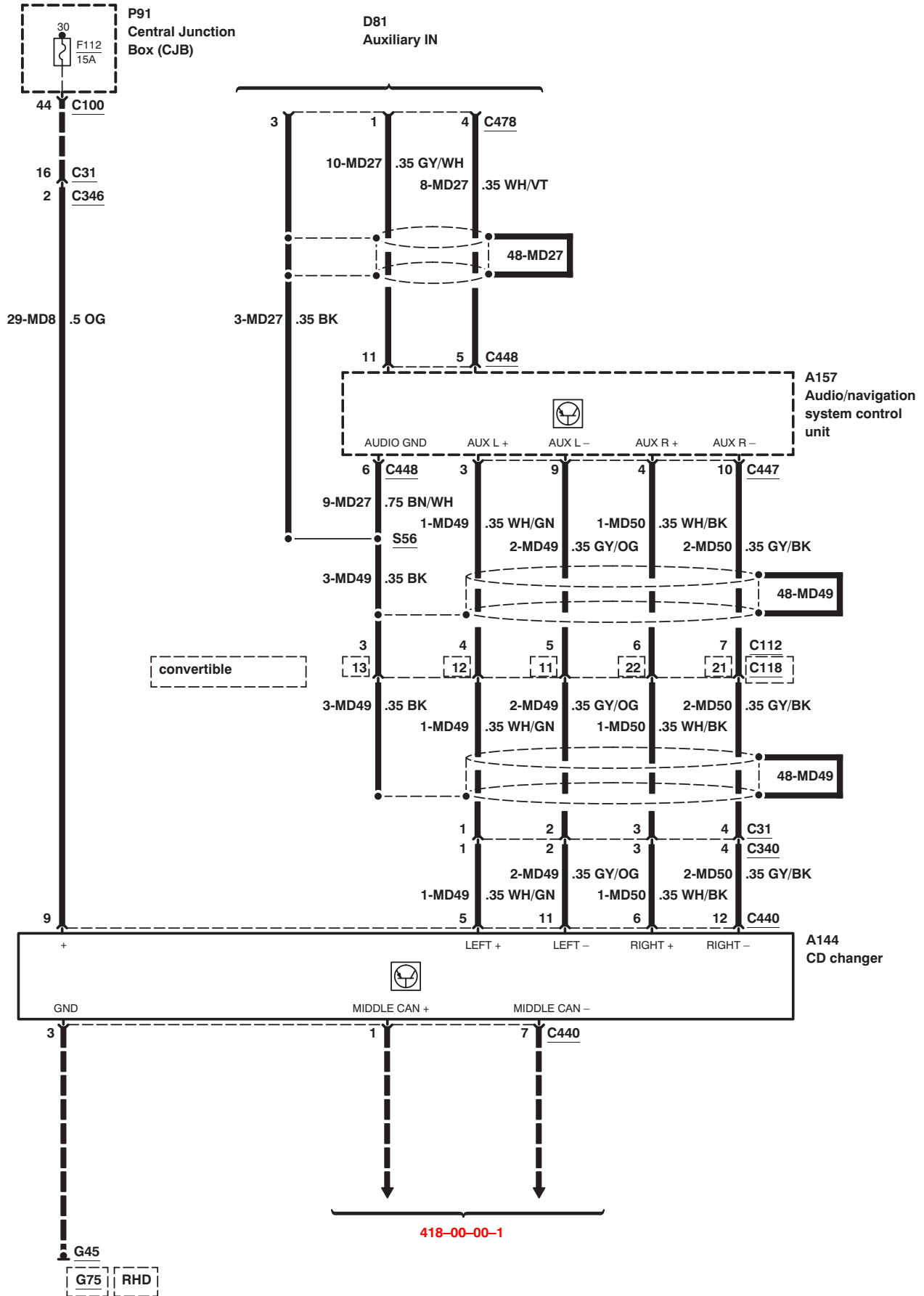
Navigation System – with Travel Pilot EX



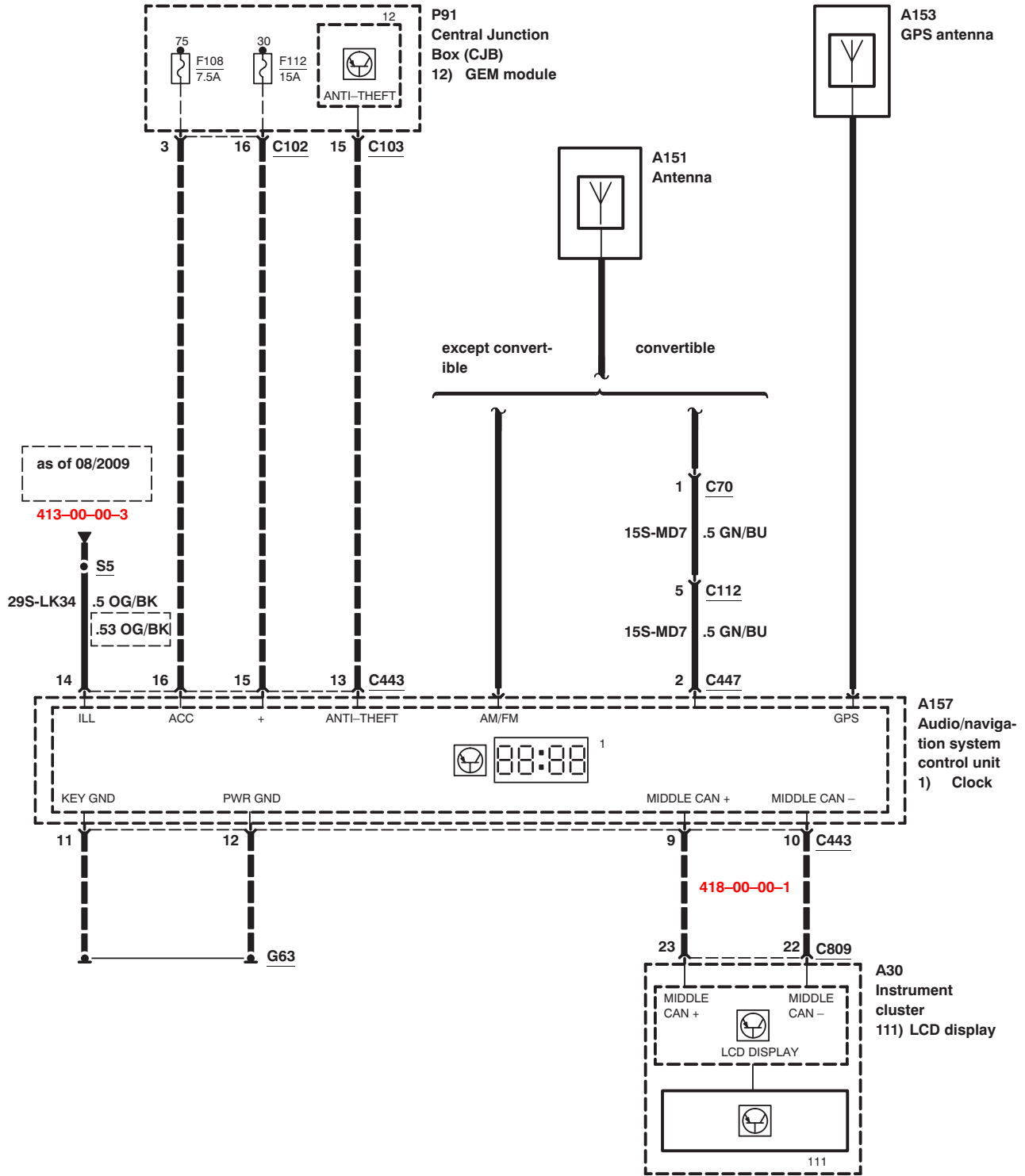
Navigation System – with Travel Pilot EX



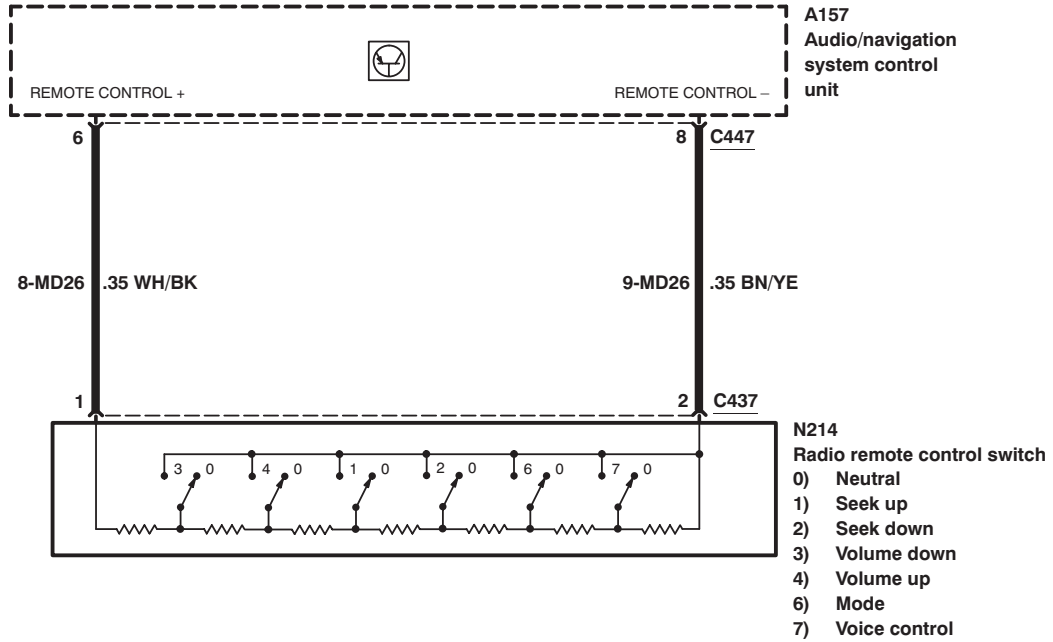
Navigation System – with Travel Pilot EX



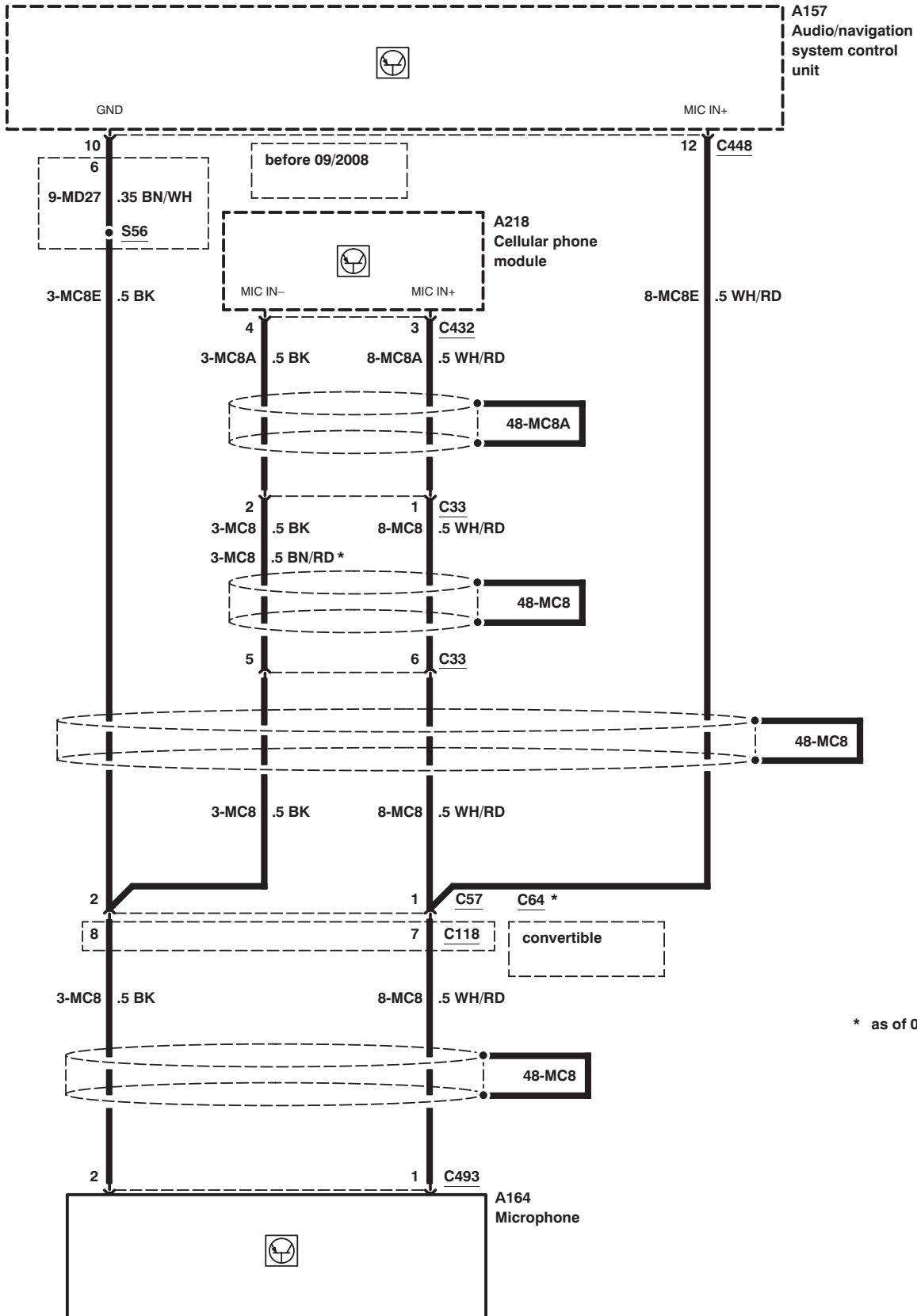
Navigation System – as of 12/2007



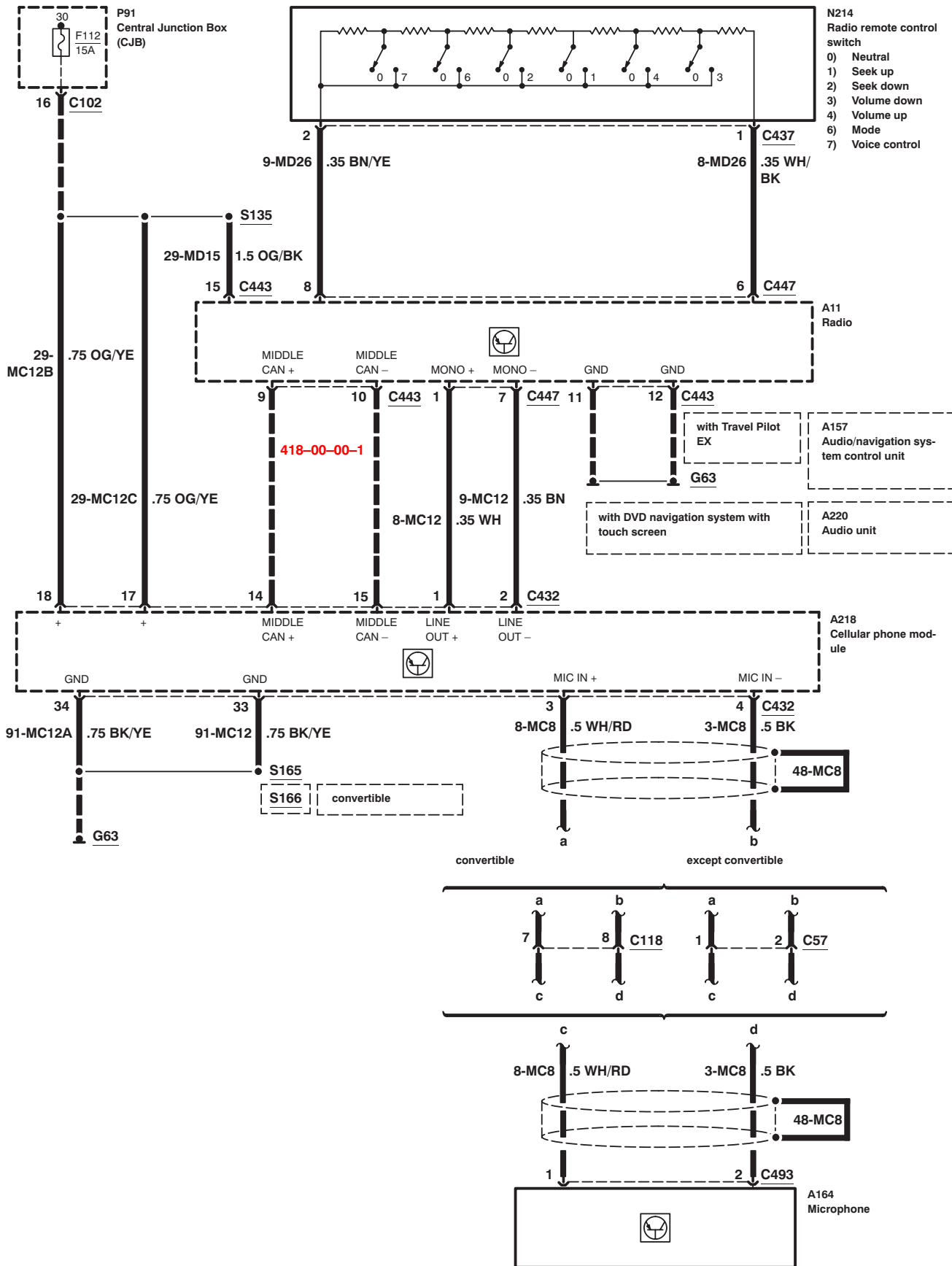
Navigation System – as of 12/2007



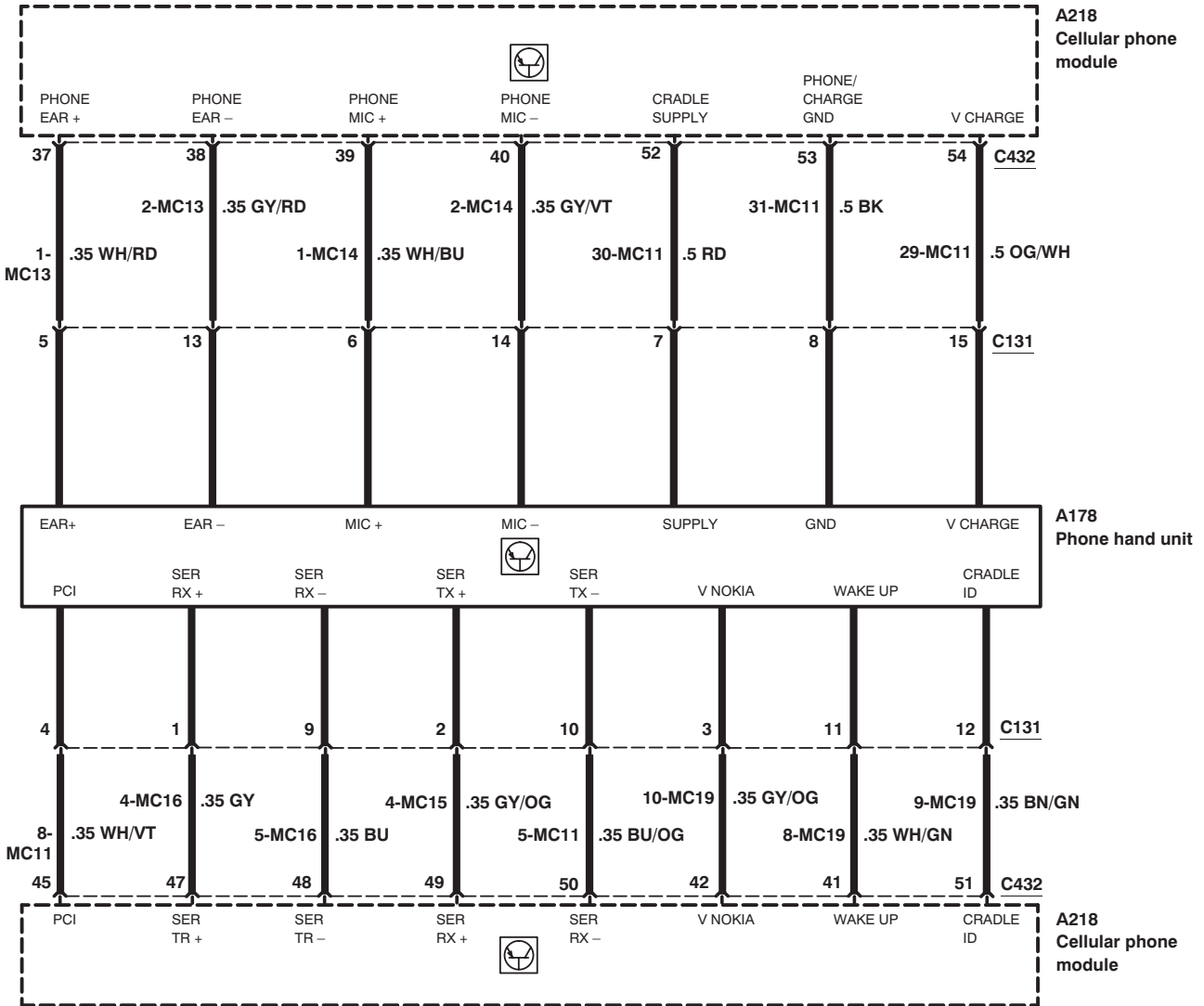
Navigation System – as of 12/2007, without Bluetooth



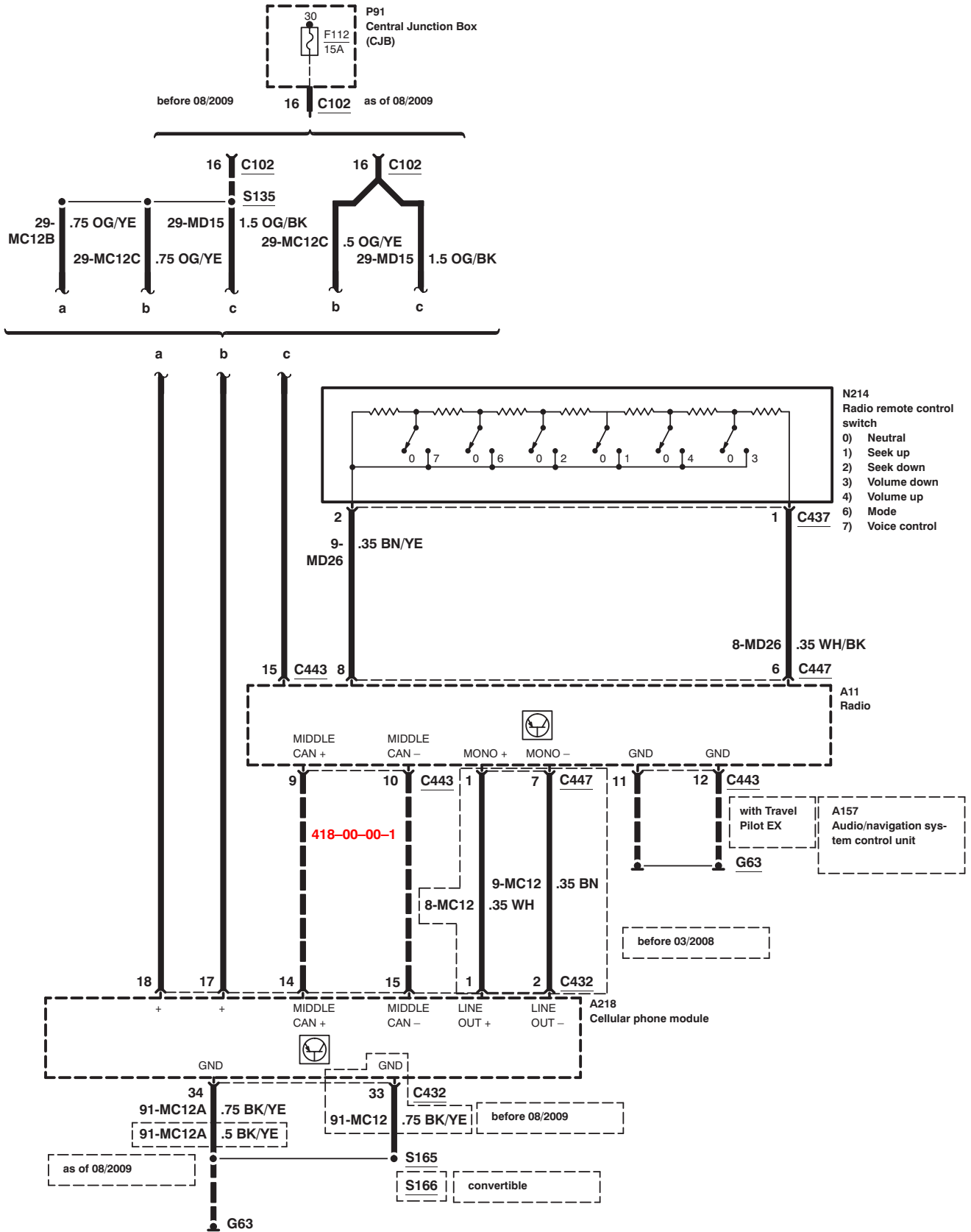
Cellular Phone – before 12/2007



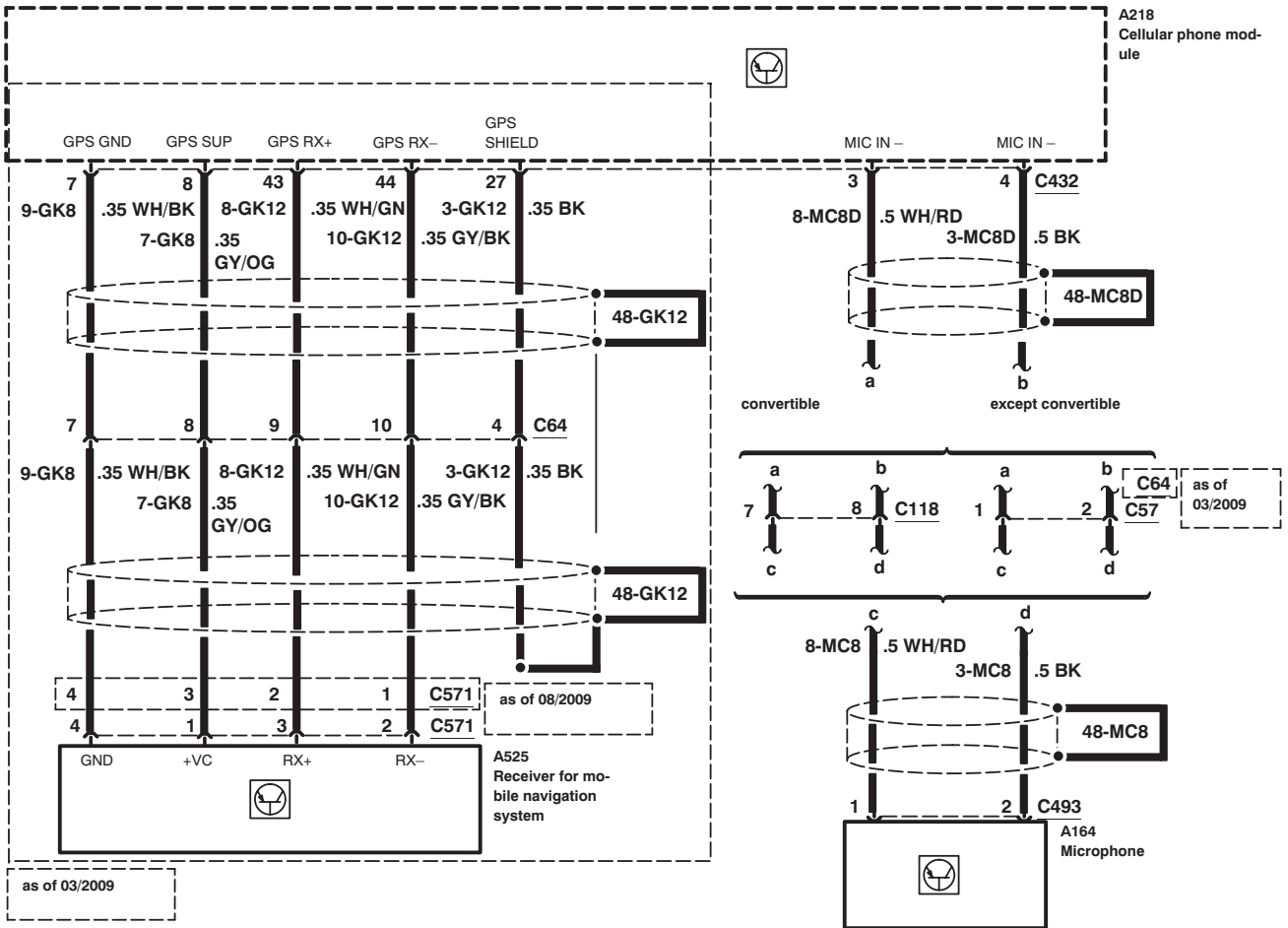
Cellular Phone – before 12/2007



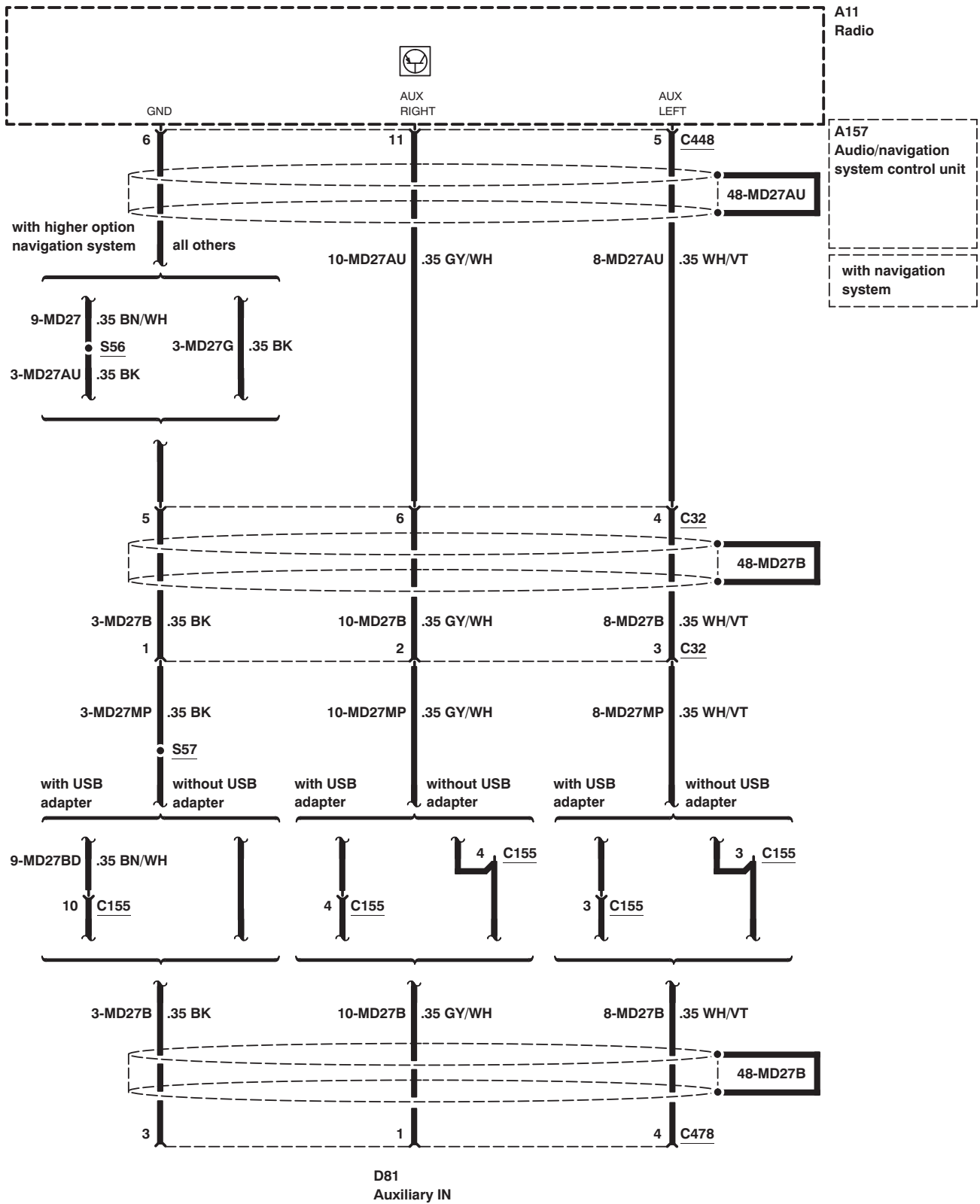
Cellular Phone – as of 12/2007



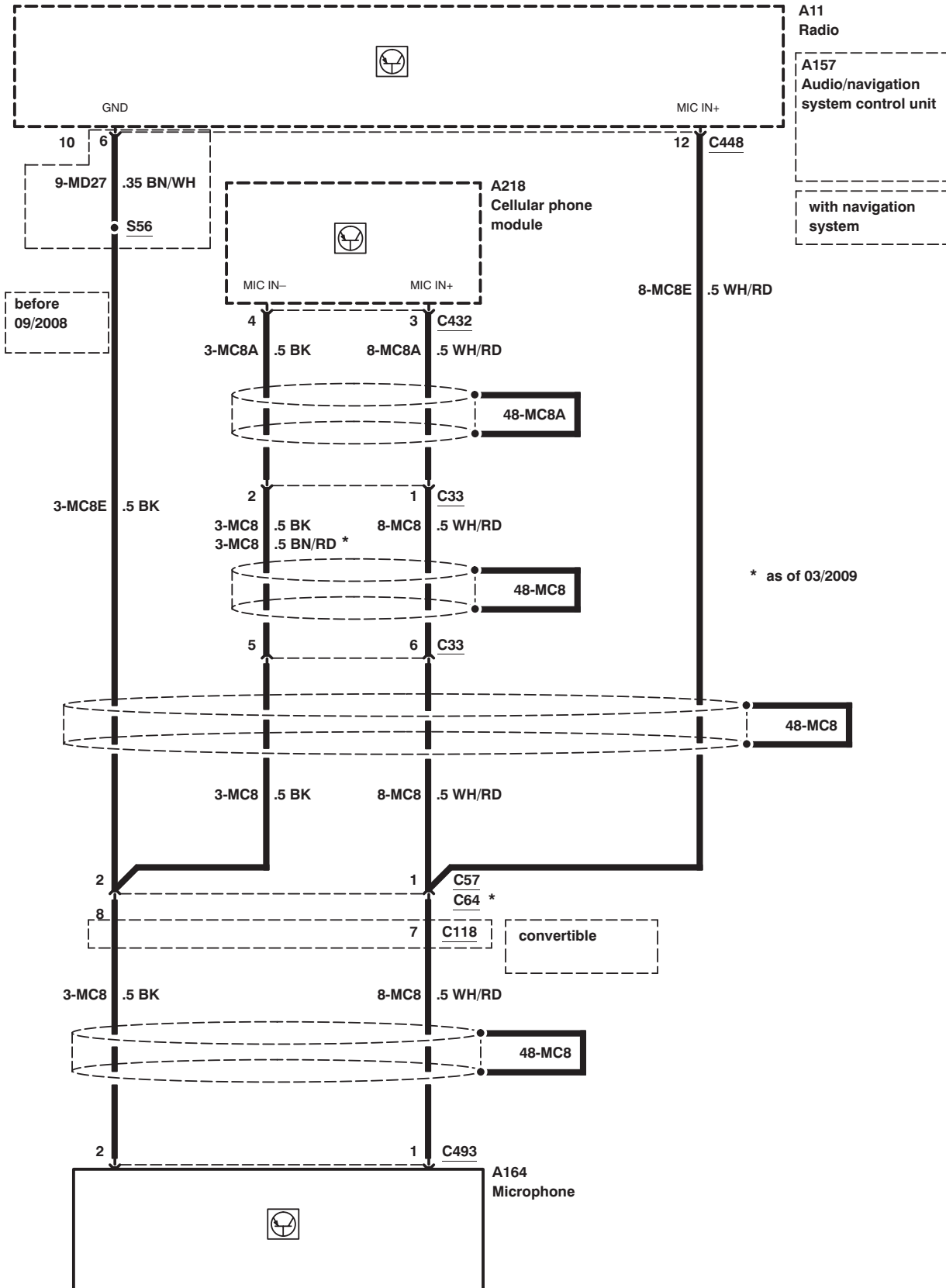
Cellular Phone – as of 12/2007



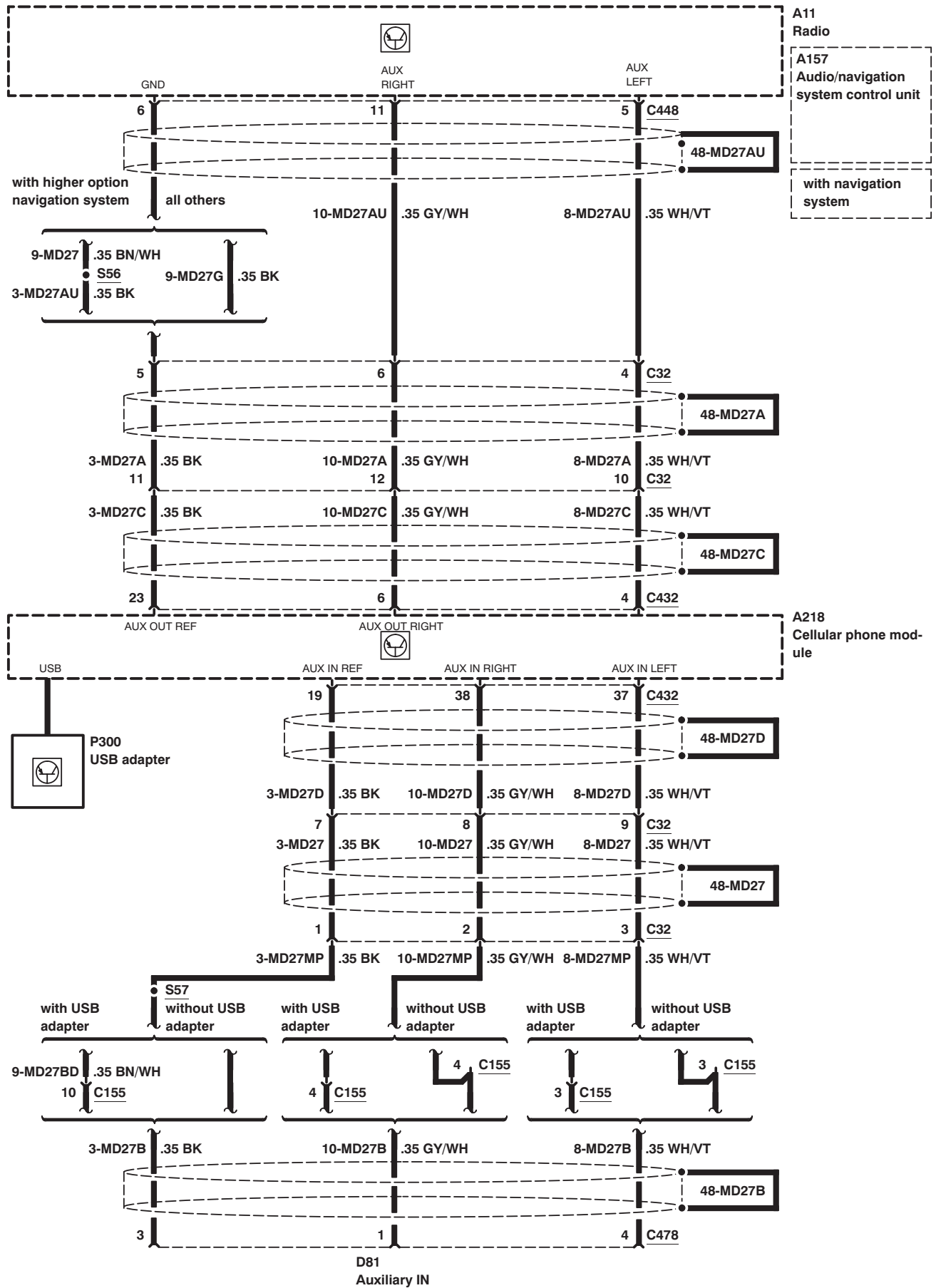
Cellular Phone – as of 12/2007, without Bluetooth



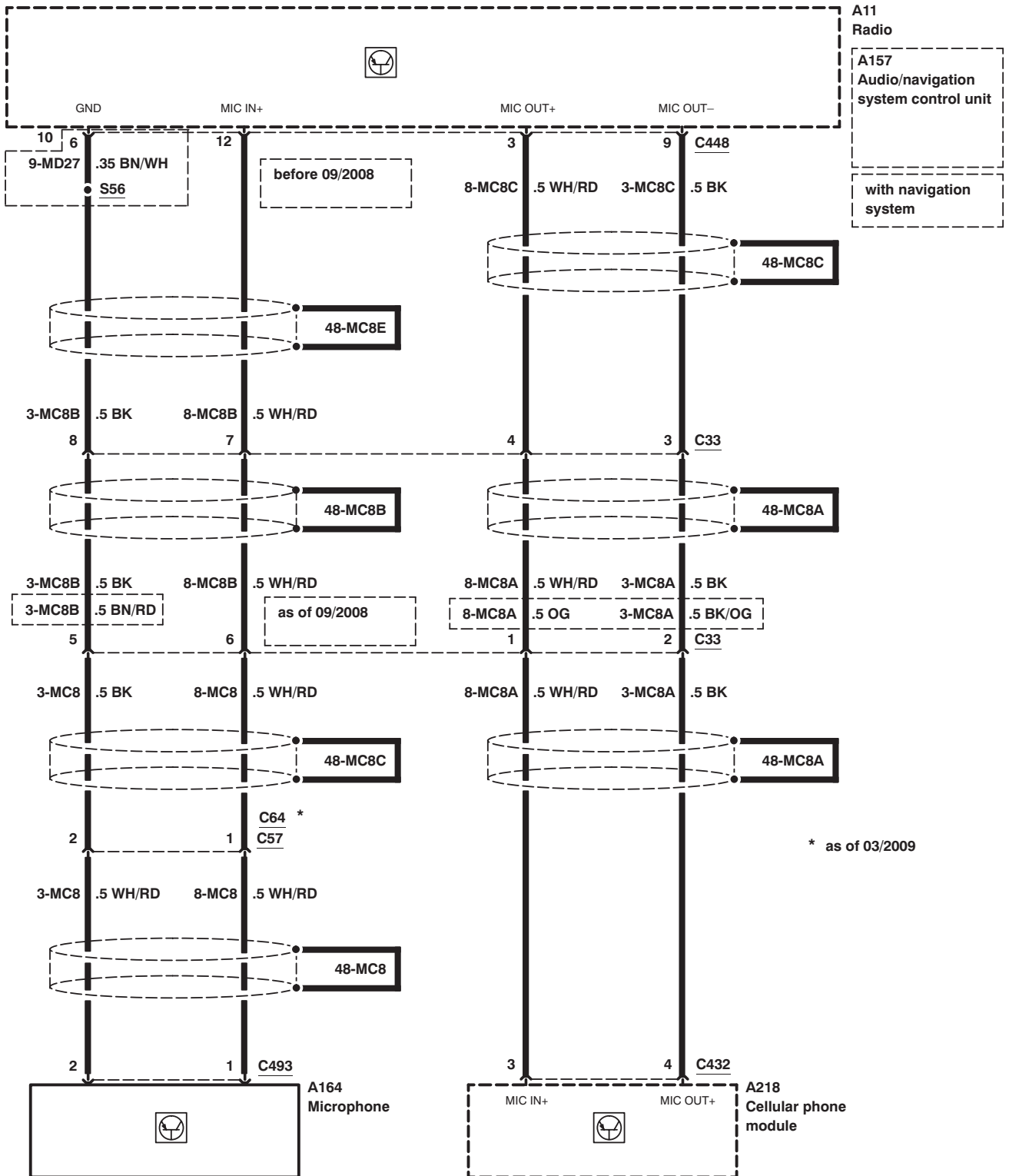
Cellular Phone – as of 12/2007, without Bluetooth



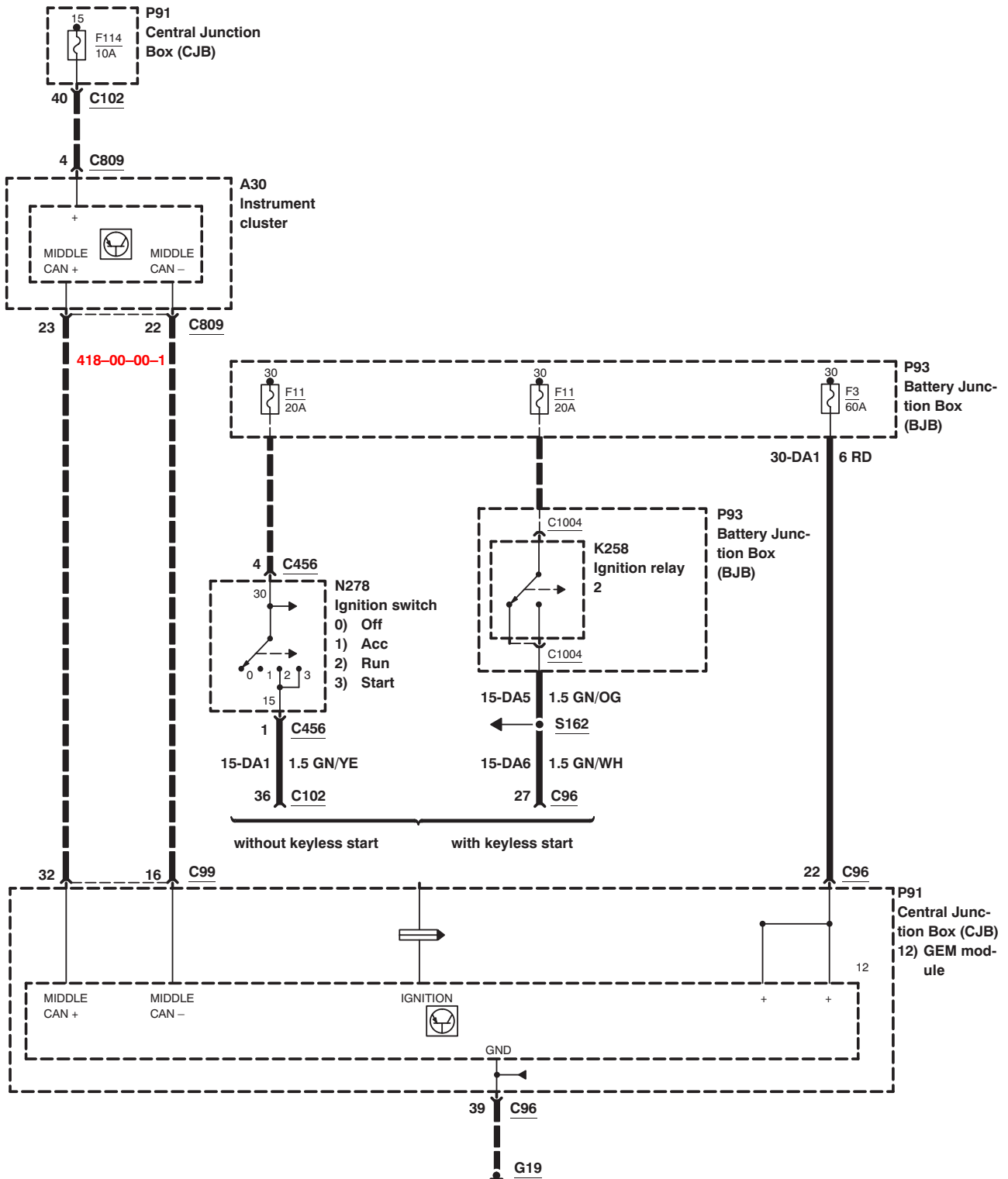
Cellular Phone – as of 12/2007, with Bluetooth



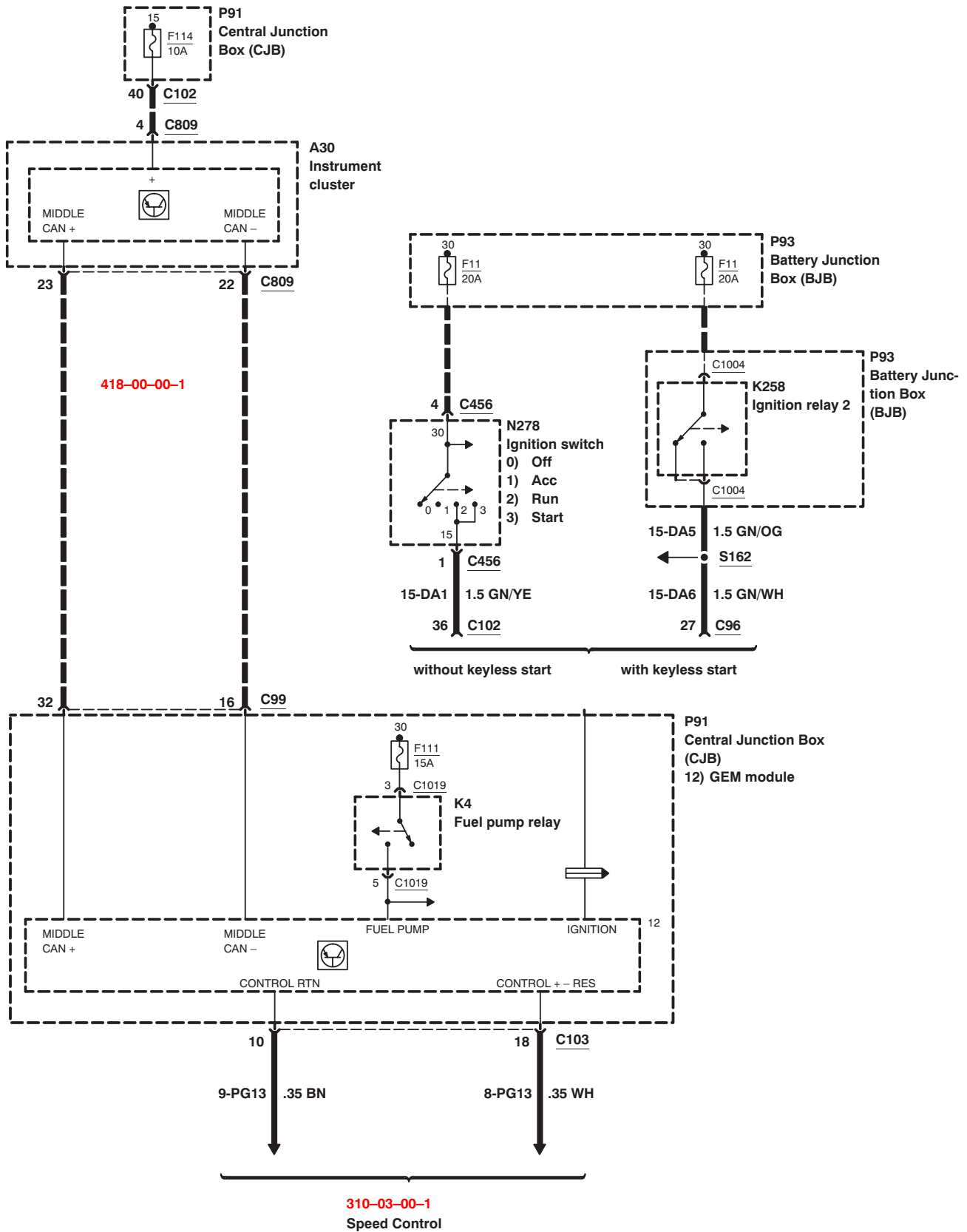
Cellular Phone – as of 12/2007, with Bluetooth



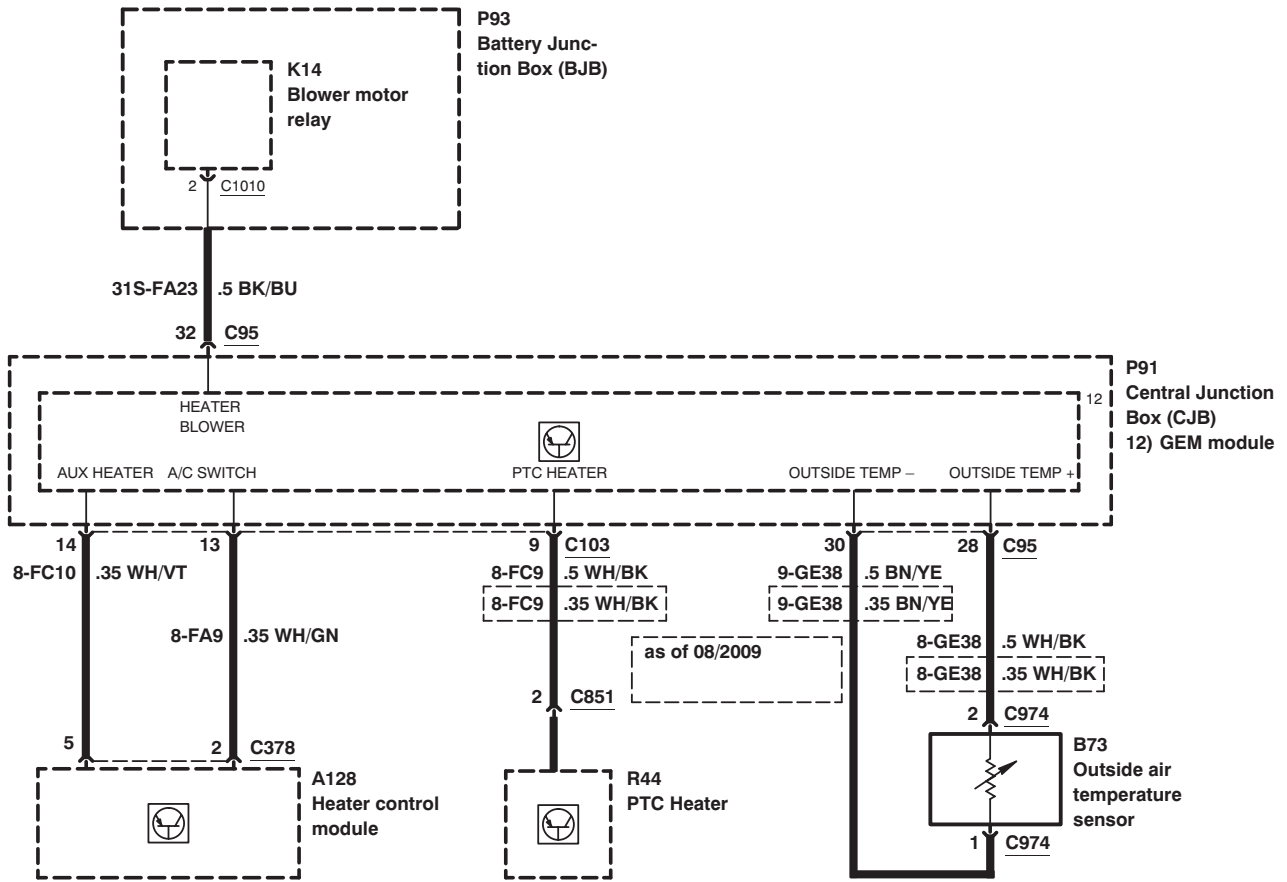
Multifunction Electronic Control Modules



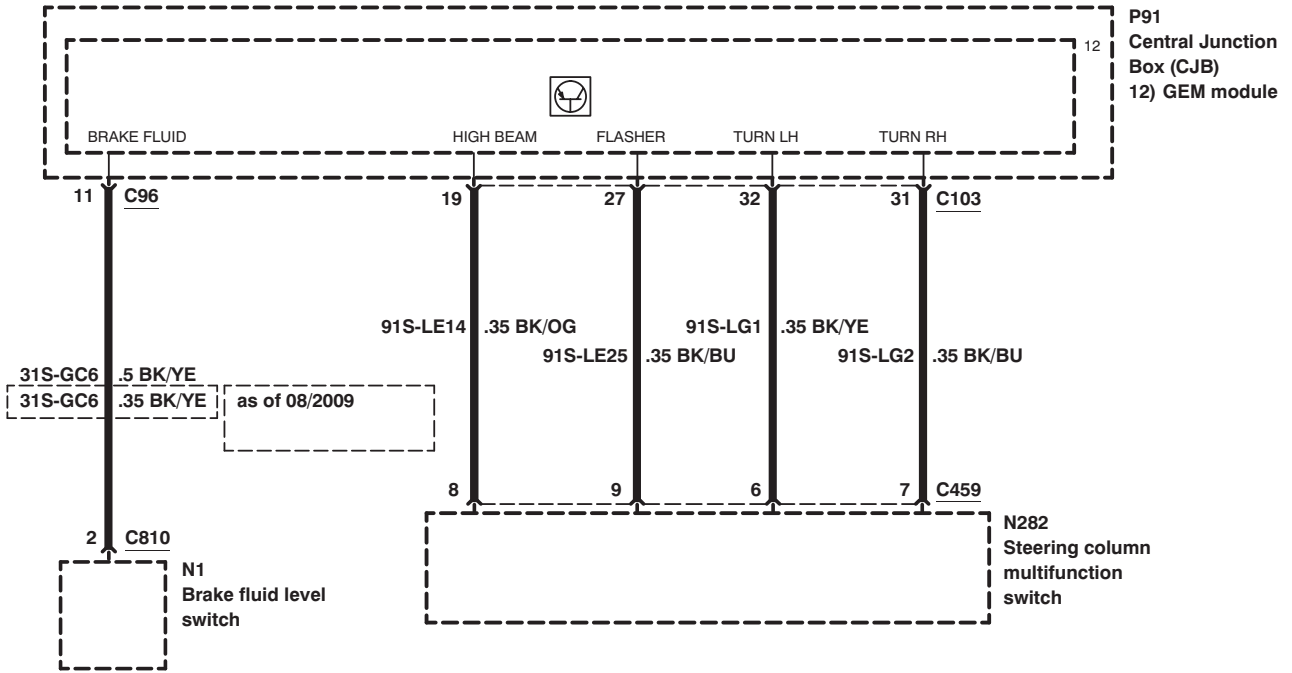
Multifunction Electronic Control Modules



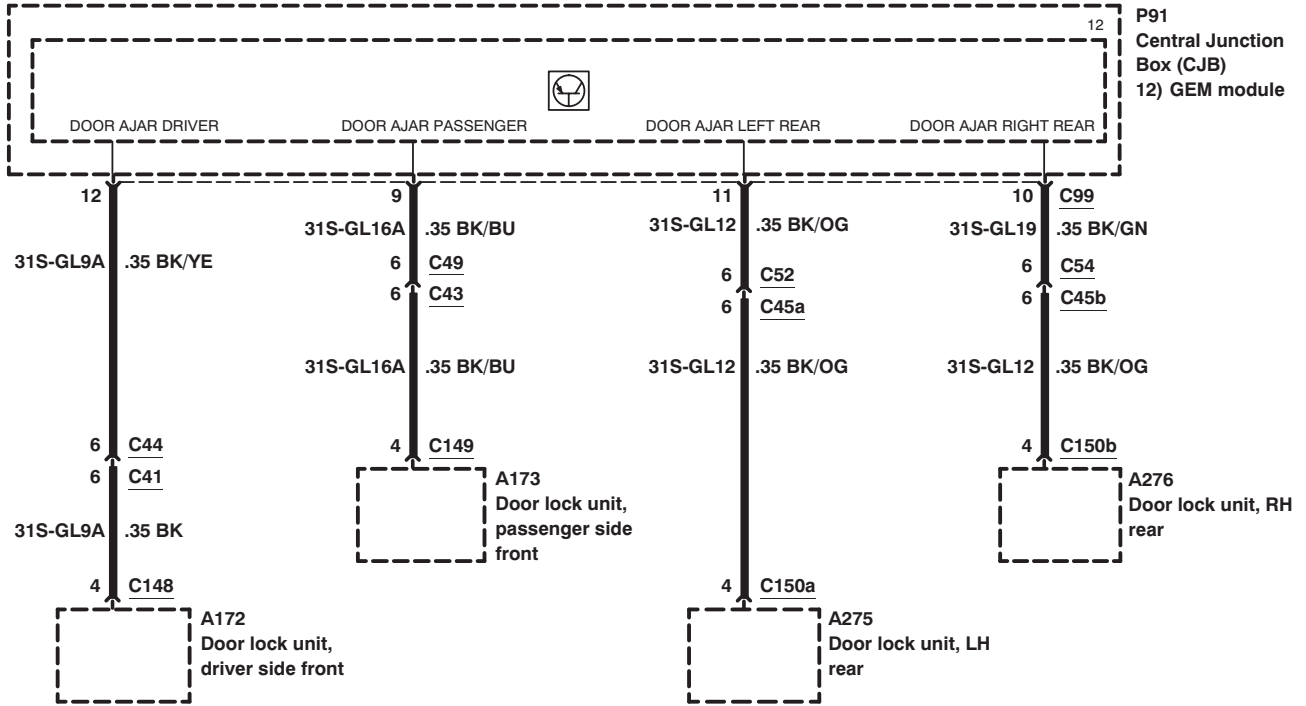
Multifunction Electronic Control Modules



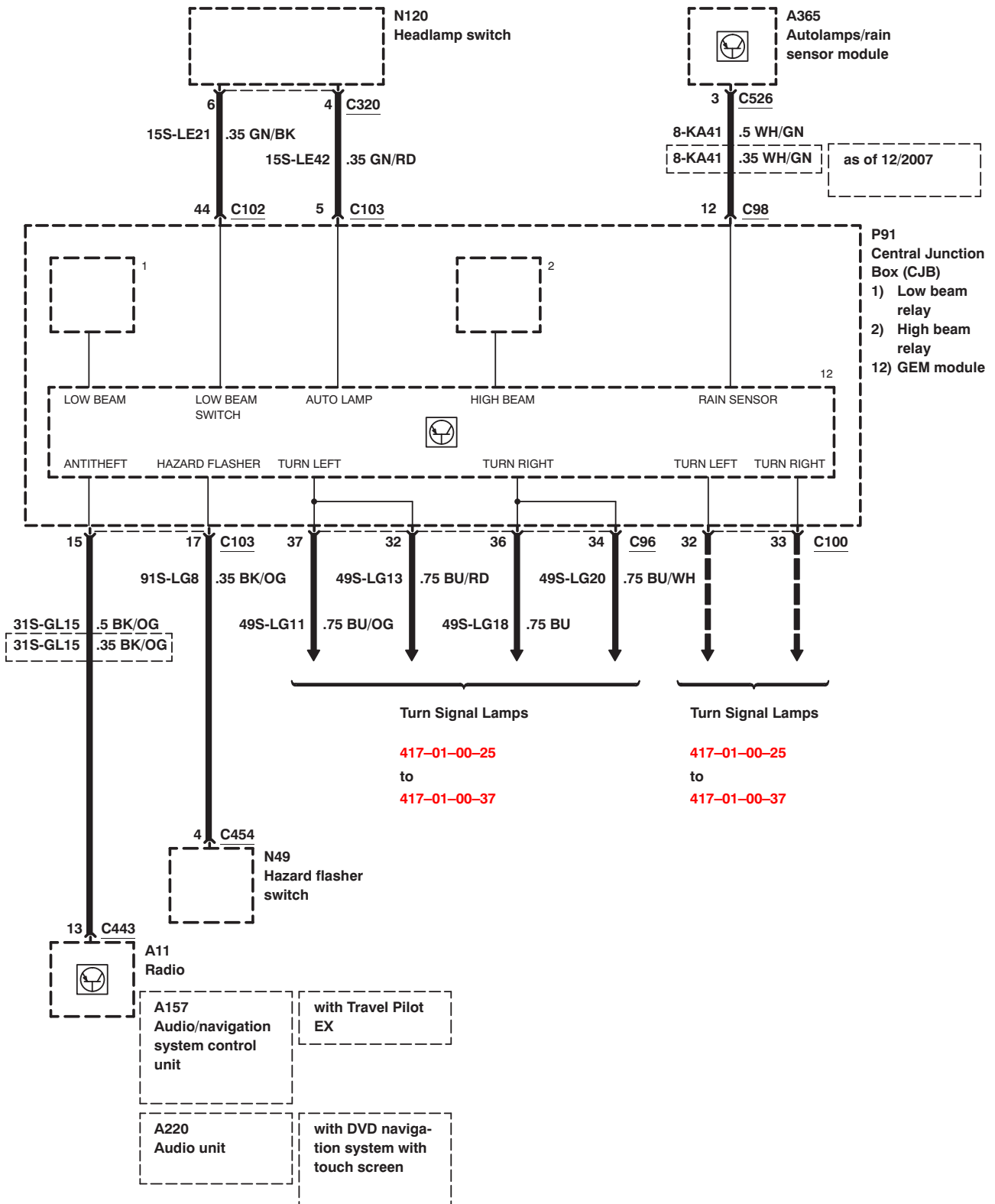
Multifunction Electronic Control Modules



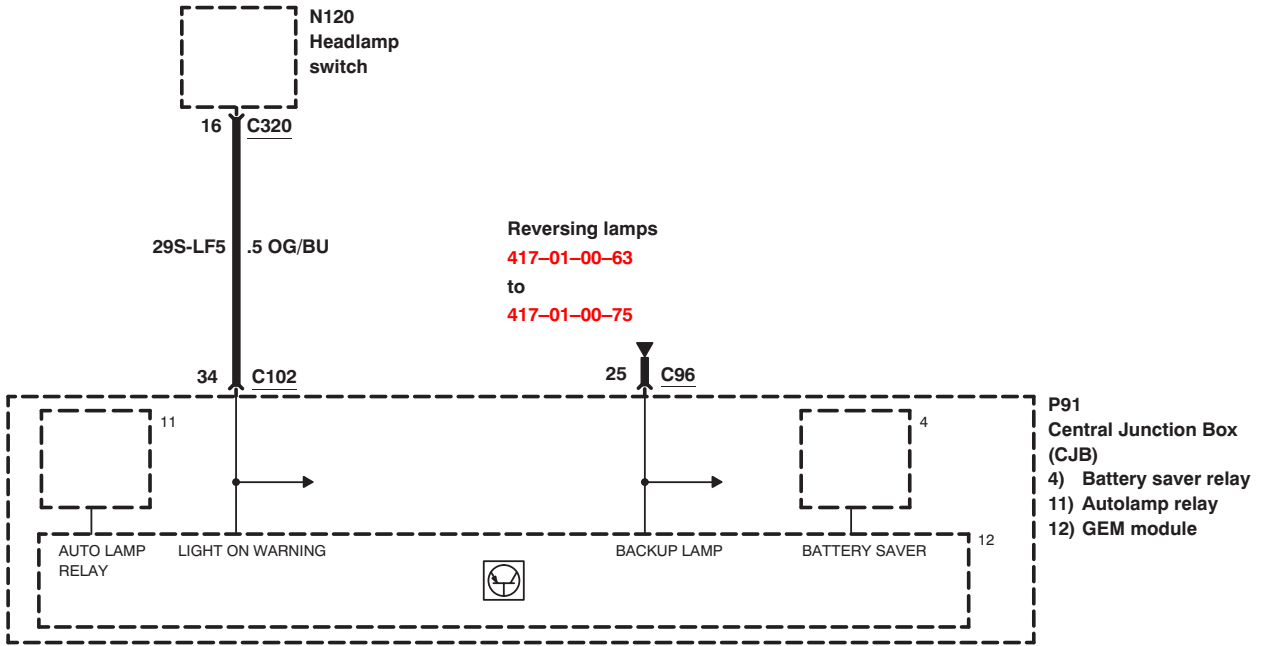
Multifunction Electronic Control Modules



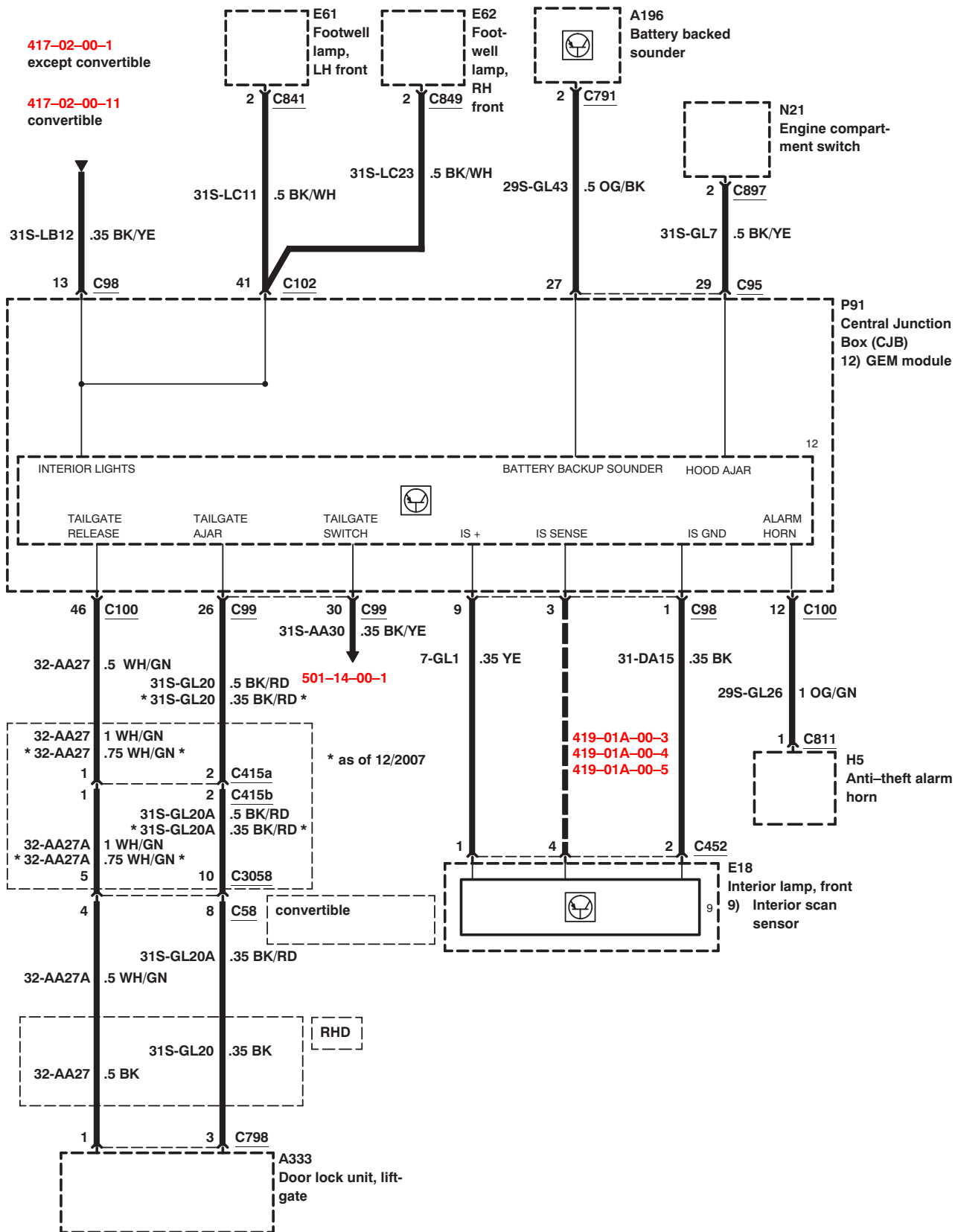
Multifunction Electronic Control Modules



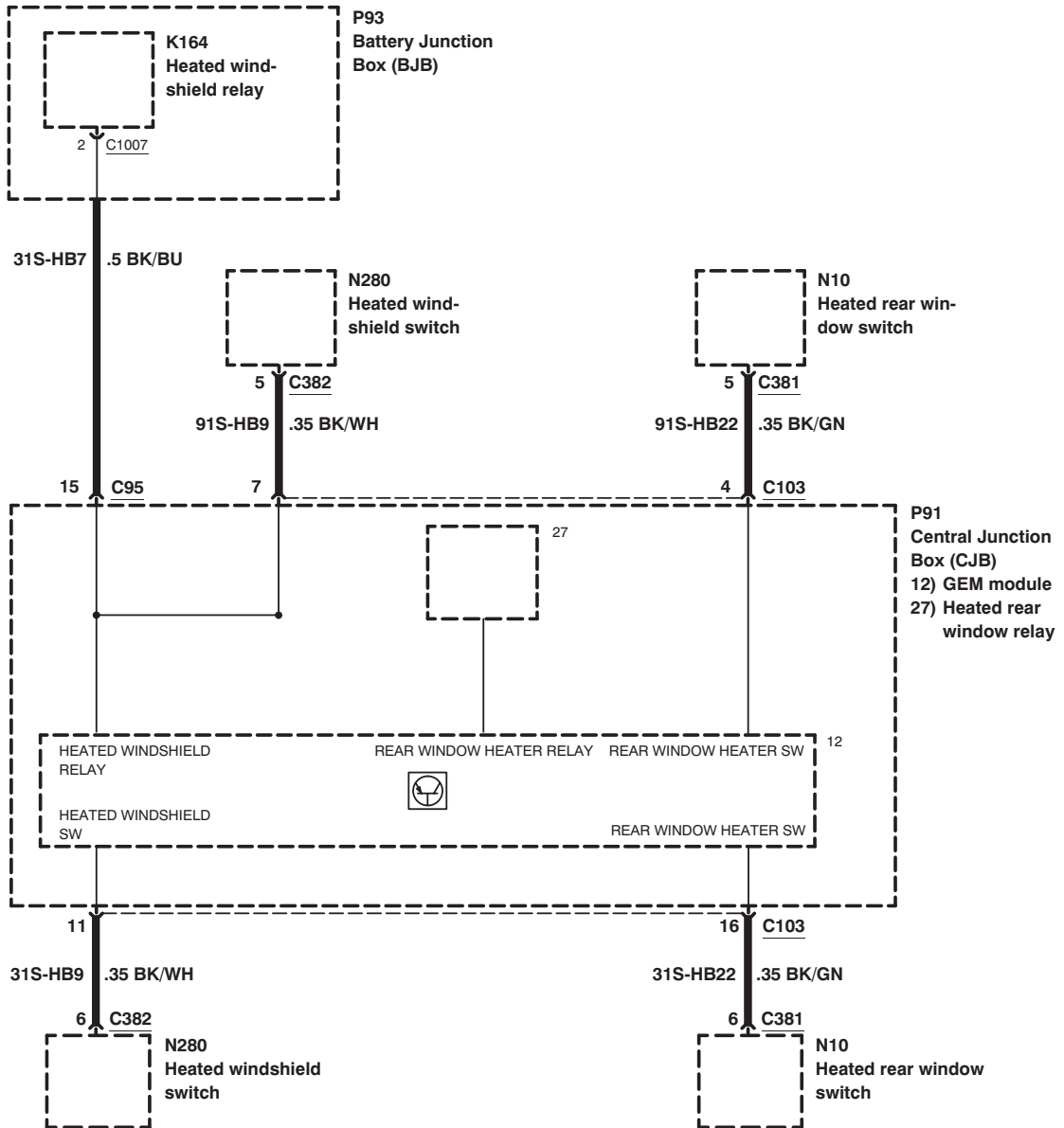
Multifunction Electronic Control Modules



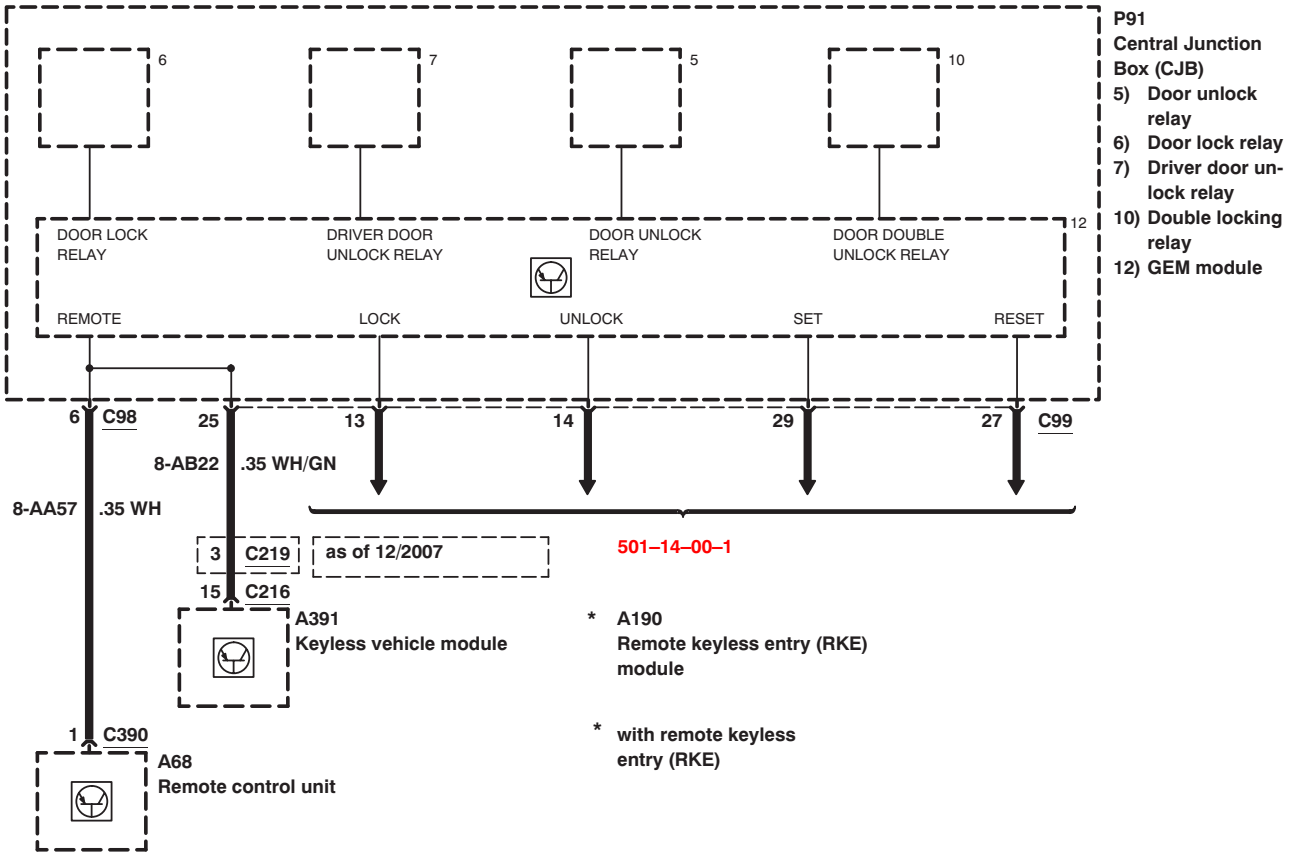
Multifunction Electronic Control Modules



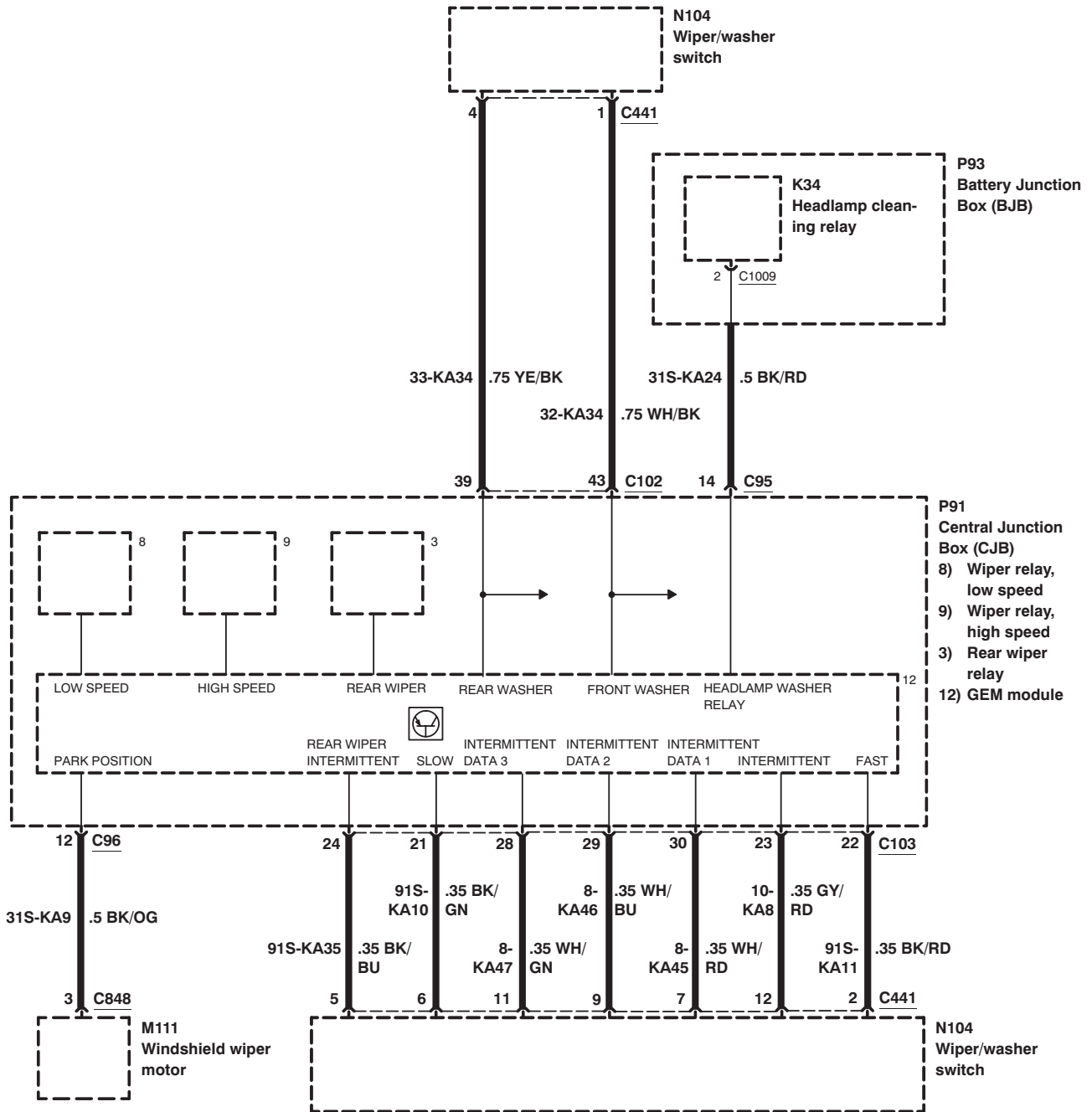
Multifunction Electronic Control Modules



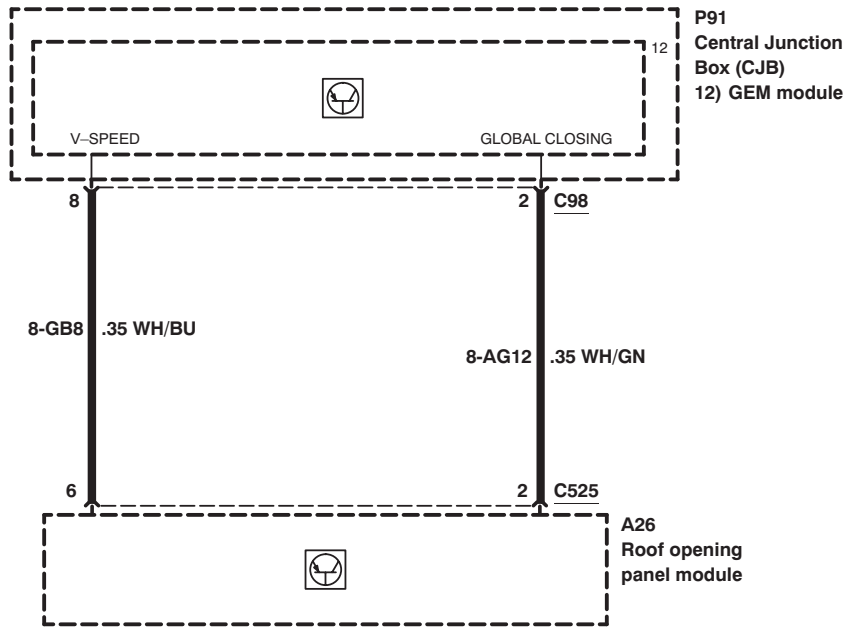
Multifunction Electronic Control Modules



Multifunction Electronic Control Modules



Multifunction Electronic Control Modules



Group

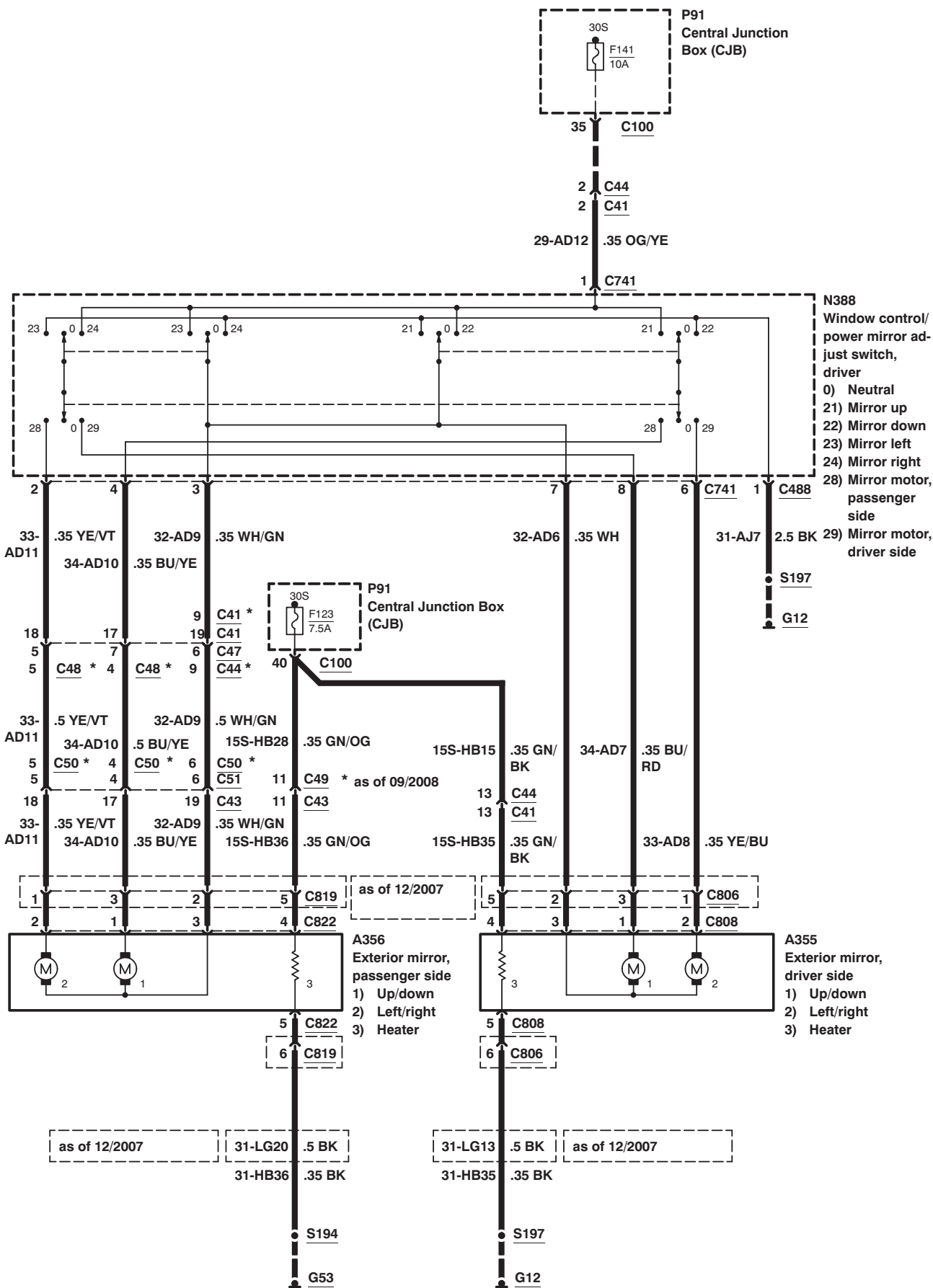
5

Body and Paint

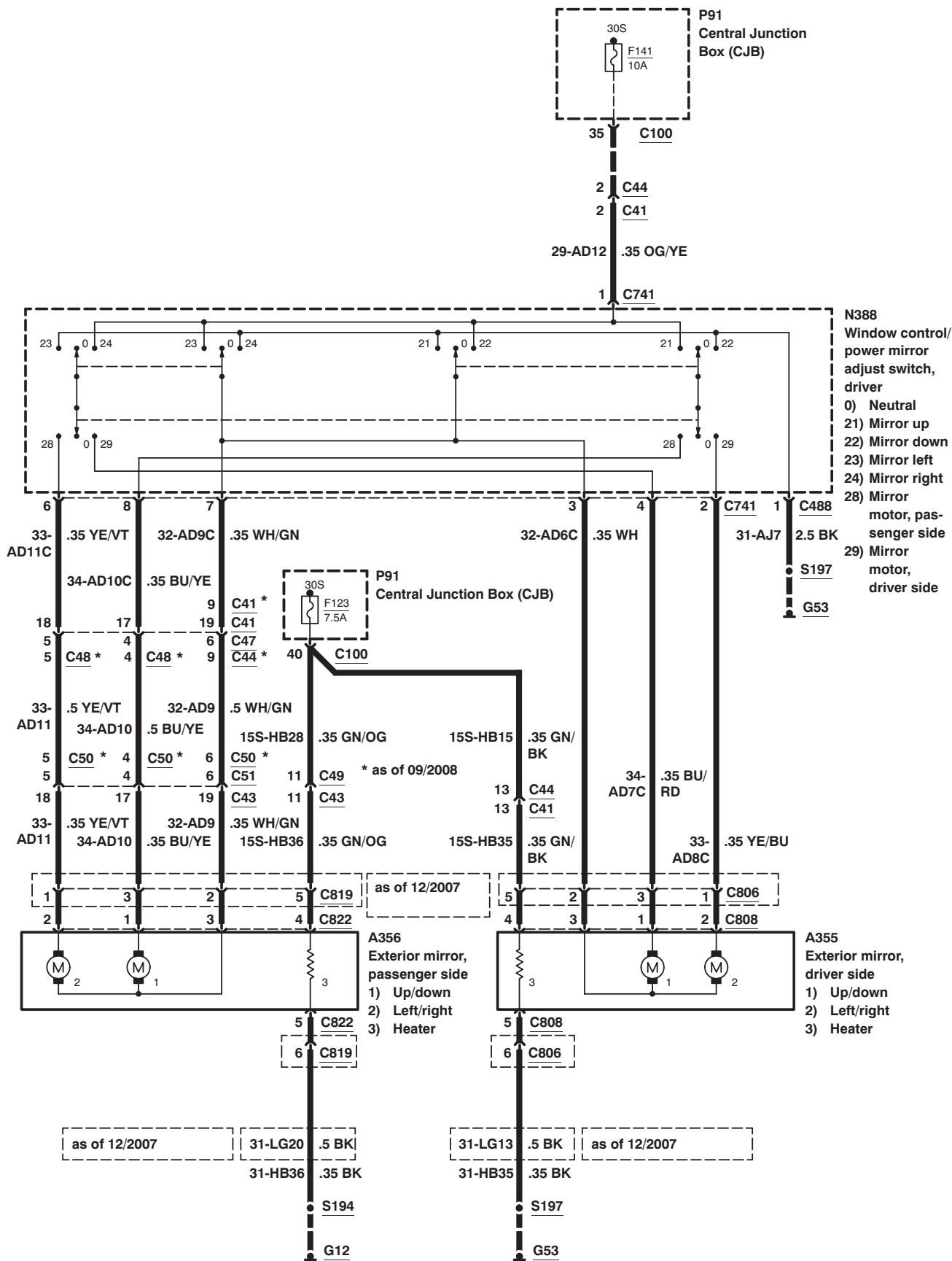
Body

Rear View Mirrors	501-09-00-1/13
Seating	501-10-00-1/6
Glass, Frames and Mechanisms - without global closing	501-11-00-1
Glass, Frames and Mechanisms - with global closing	501-11-00-7
Glass, Frames and Mechanisms - Heated windshield	501-11-00-11
Glass, Frames and Mechanisms - Heated rear window	501-11-00-12
Glass, Frames and Mechanisms - Heated power mirrors	501-11-00-13
Glass, Frames and Mechanisms - Convertible	501-11-00-17
Instrument Panel and Console	501-12-00-1/3
Handles, Locks, Latches and Entry Systems	
– with central locking	501-14-00-13/24
Handles, Locks, Latches and Entry Systems	
– with double locking	501-14-00-37/48
Handles, Locks, Latches and Entry Systems	
– with keyless vehicle System	501-14-00-49
Handles, Locks, Latches and Entry Systems	
– convertible	501-14-00-82
Wipers and Washers	501-16-00-1/7
Roof Opening Panel	501-17-00-1
Convertible Top	501-18-001/5
Safety Belt System	501-20A-00-1/3
Supplemental Restraint System	501-20B-00-1/11

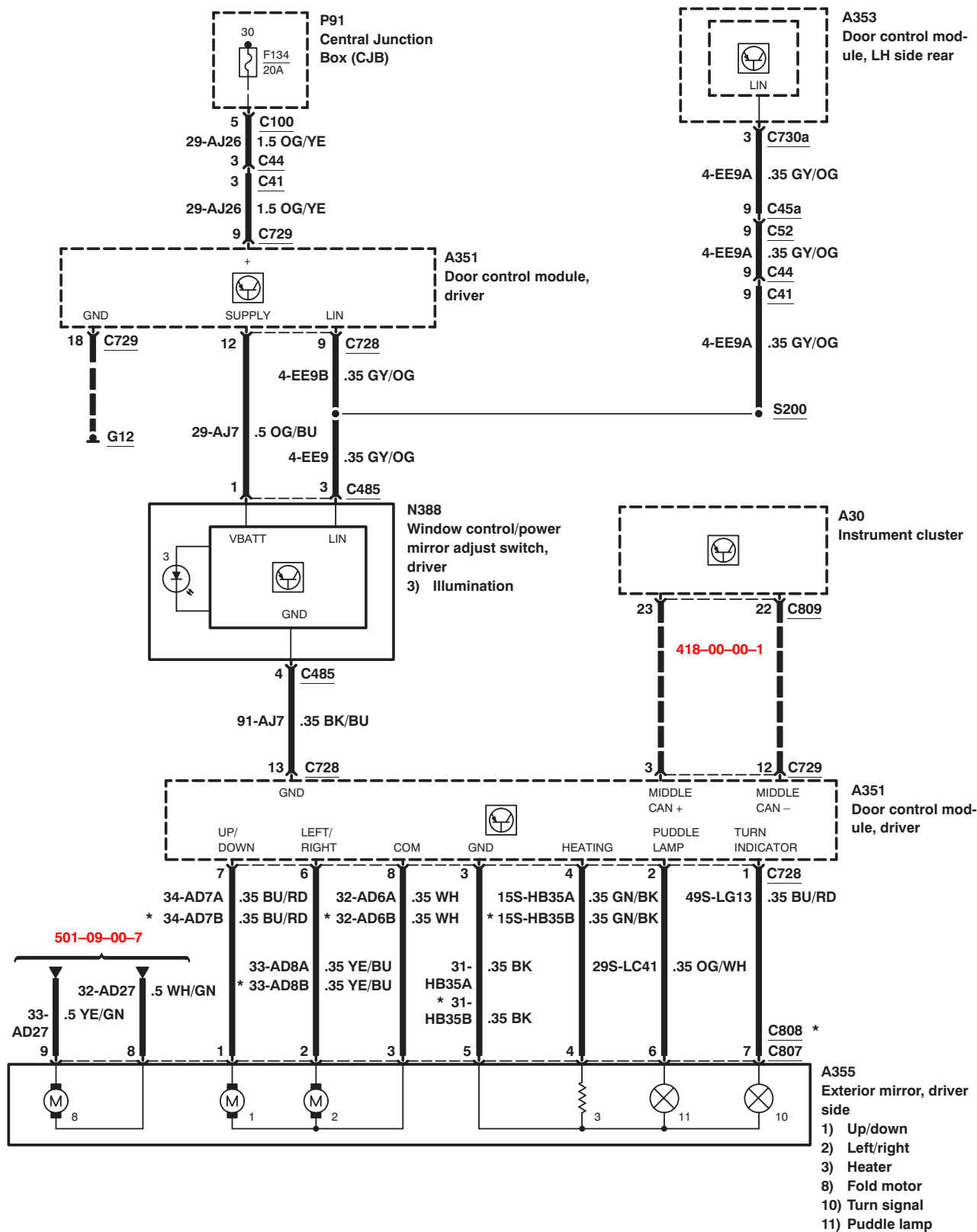
Rear View Mirrors – except convertible, LHD, without global closing



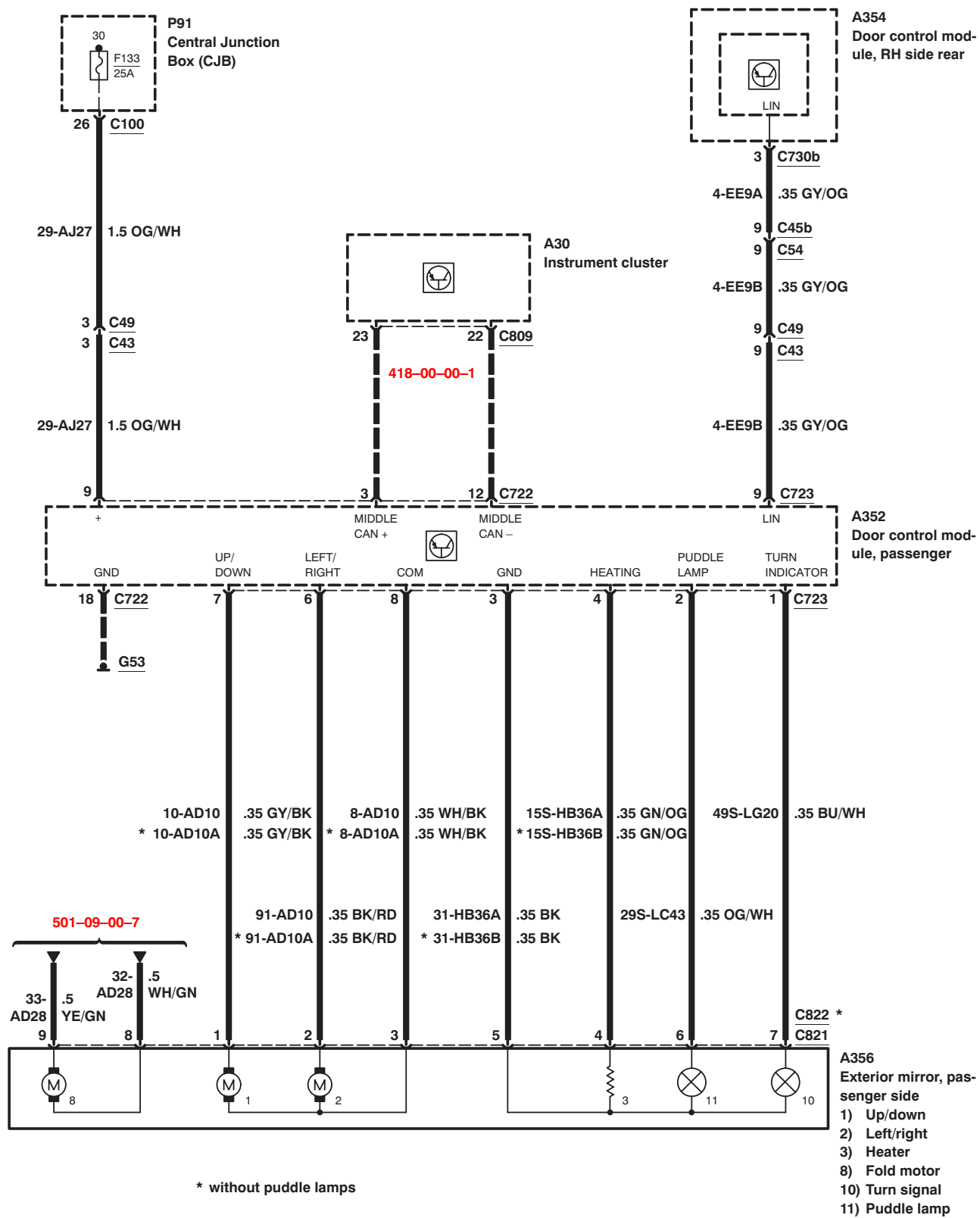
Rear View Mirrors – except convertible, RHD, without global closing



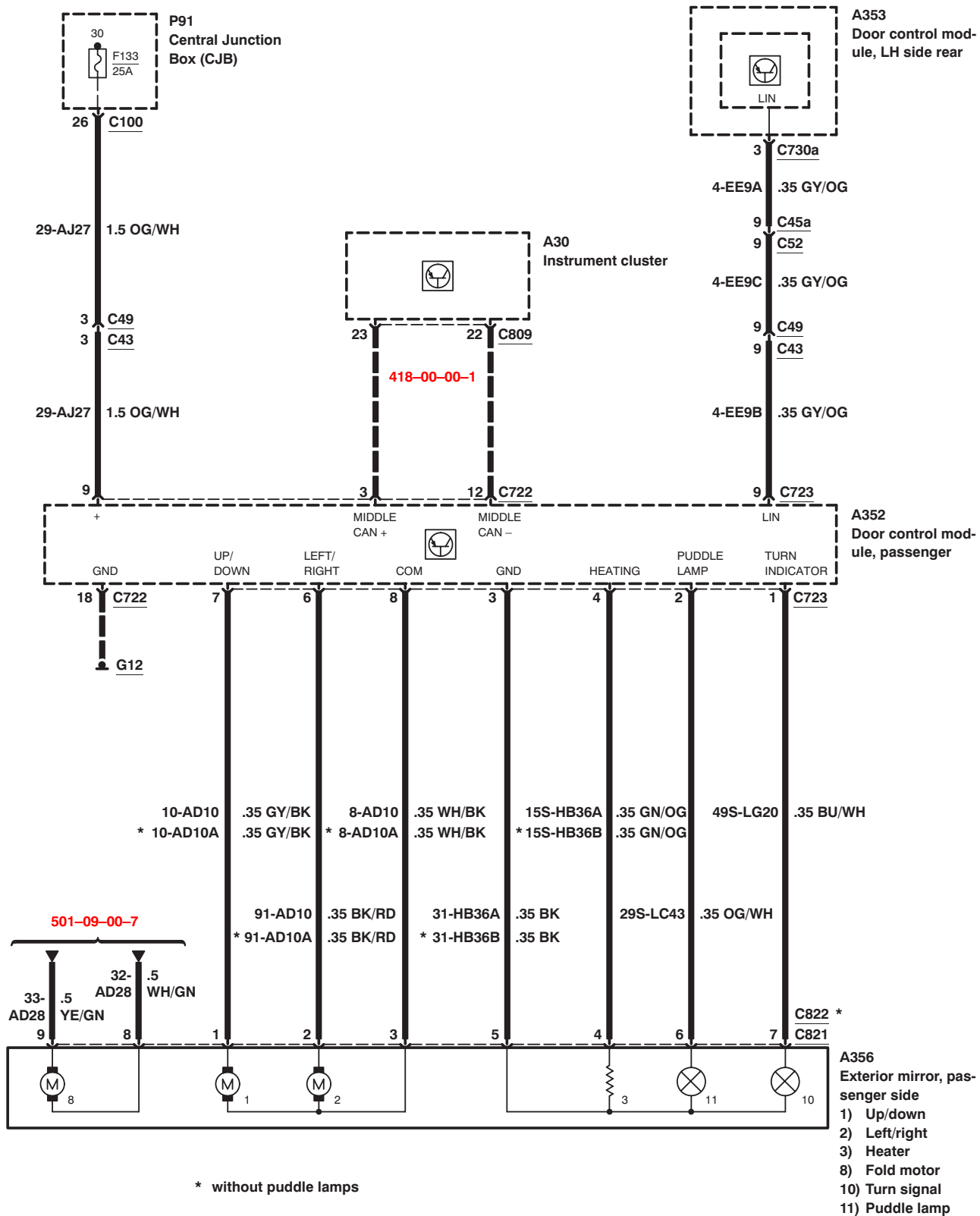
Rear View Mirrors – LHD, with front and rear power windows, before 12/2007



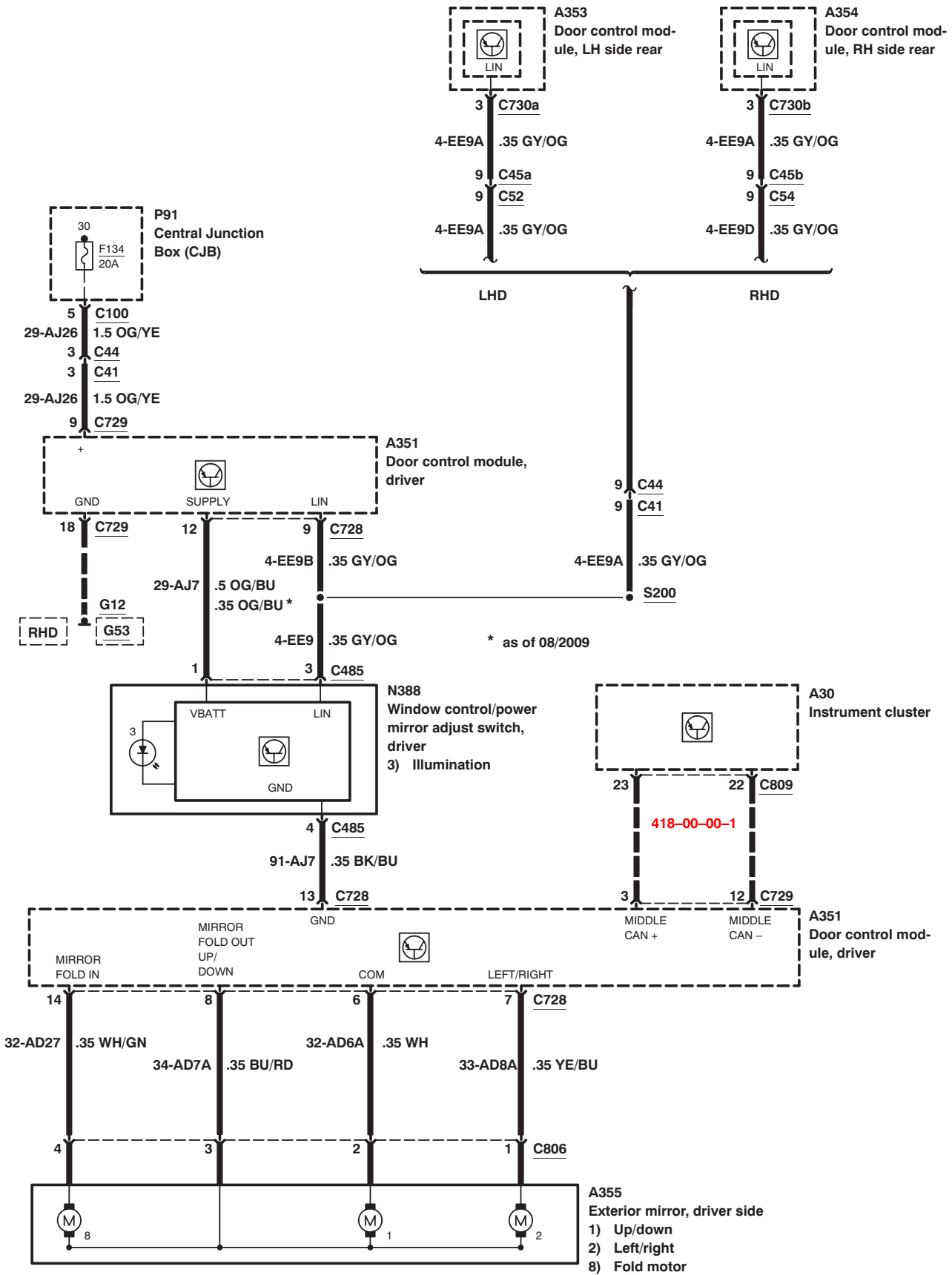
Rear View Mirrors – LHD, with front and rear power windows, before 12/2007



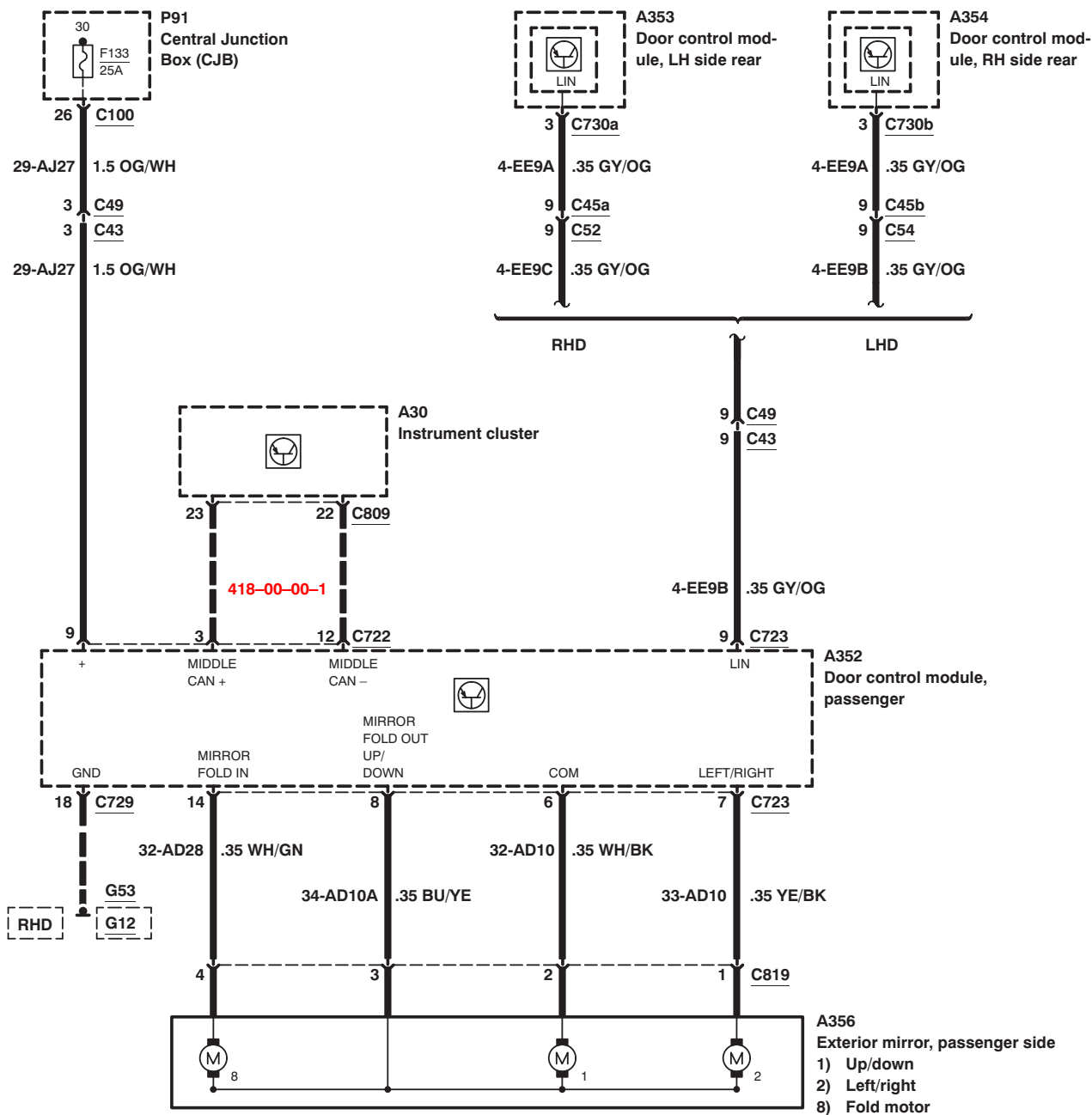
Rear View Mirrors – RHD, with front and rear power windows, before 12/2007



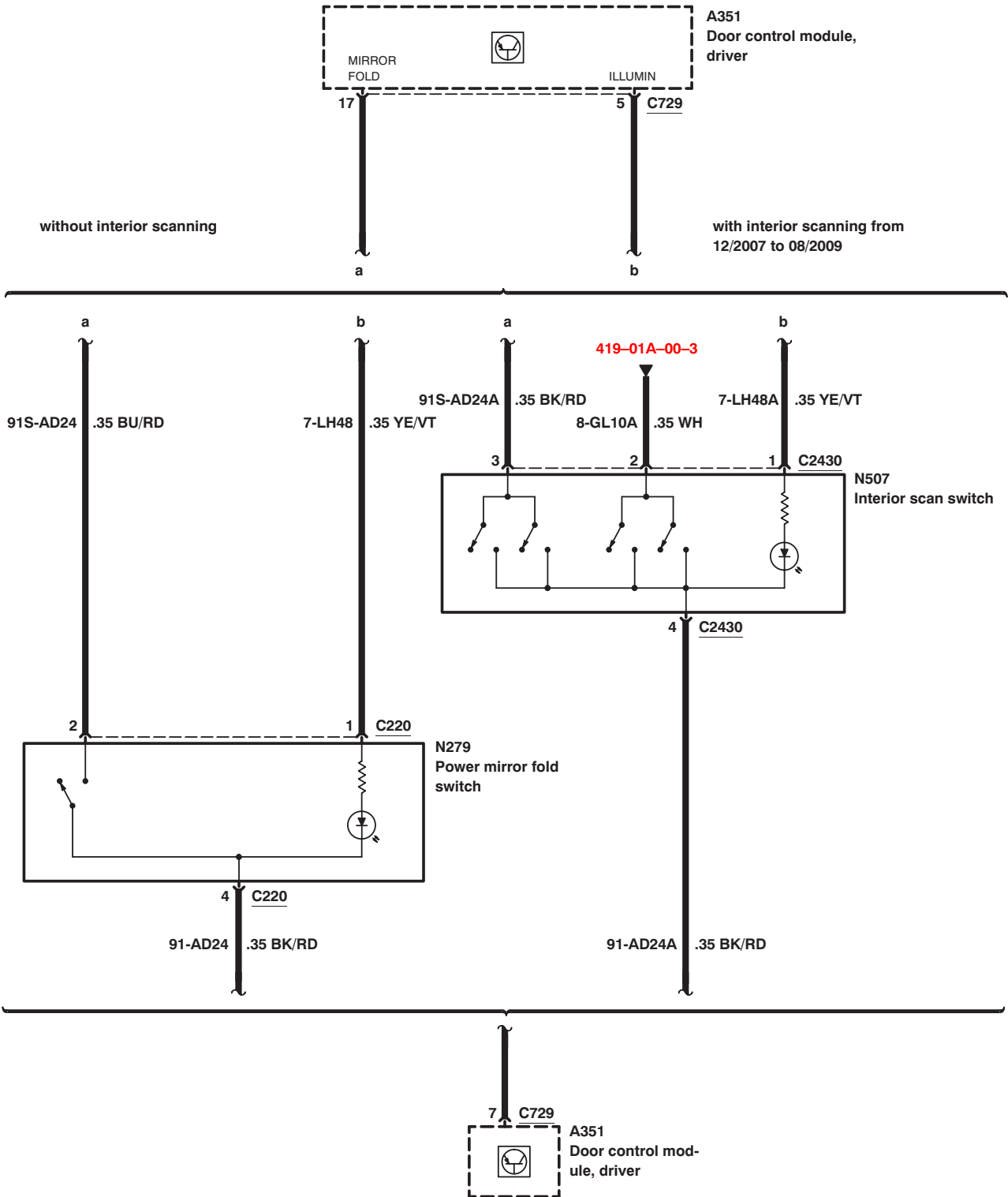
Rear View Mirrors – except convertible, with front and rear power windows, as of 12/2007



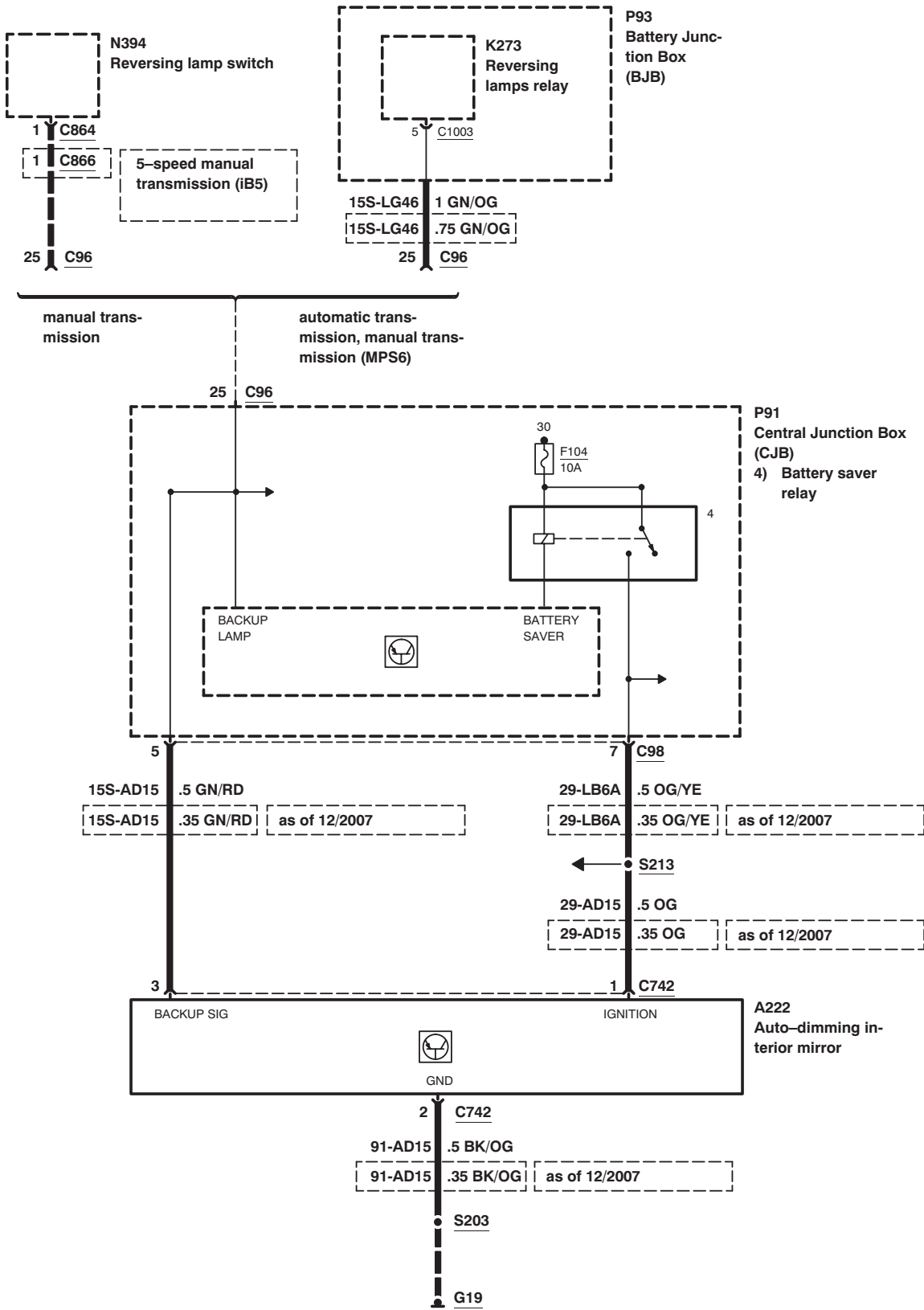
Rear View Mirrors – except convertible, with front and rear power windows, as of 12/2007



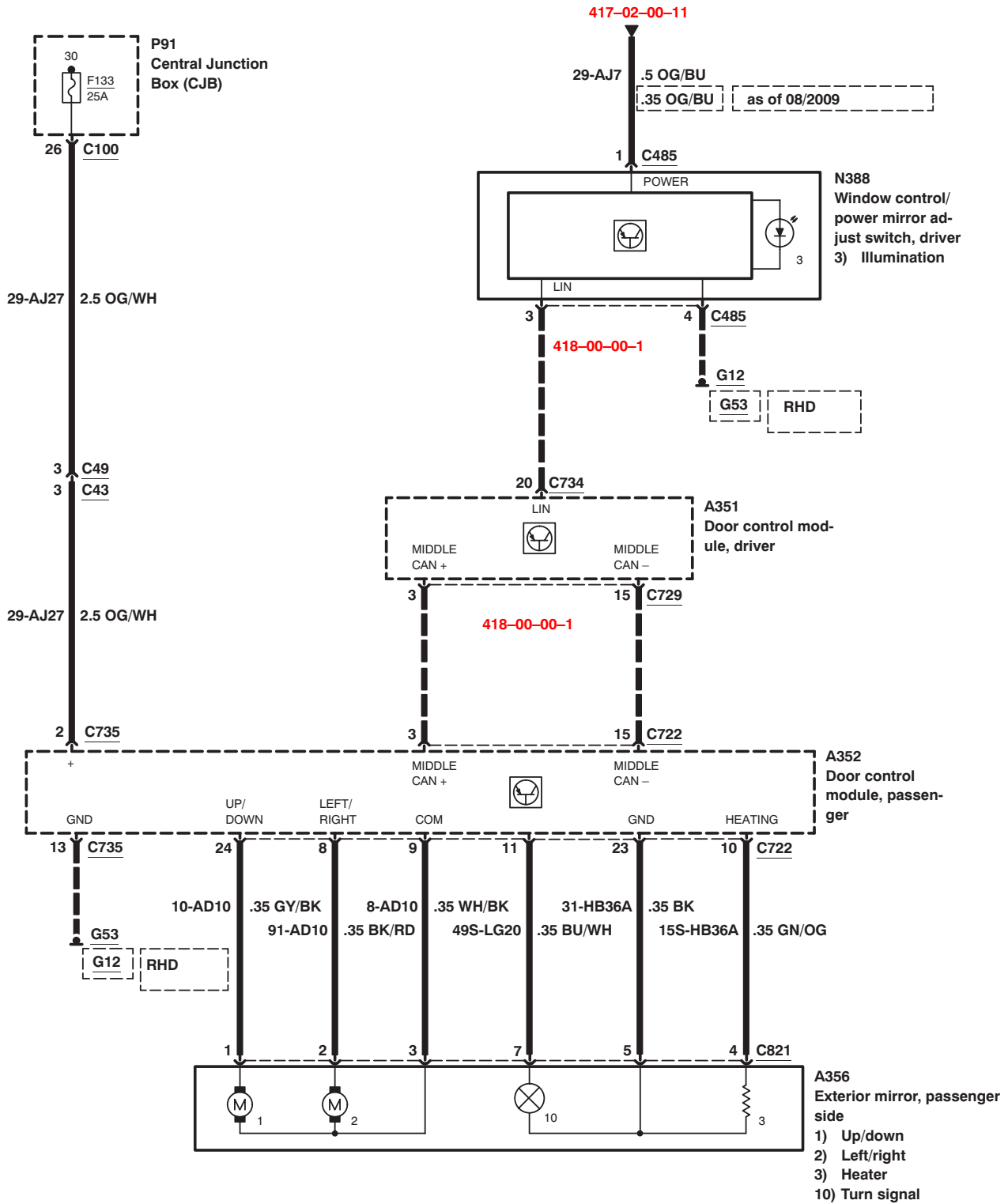
Rear View Mirrors – except convertible, with front and rear power windows, as of 12/2007



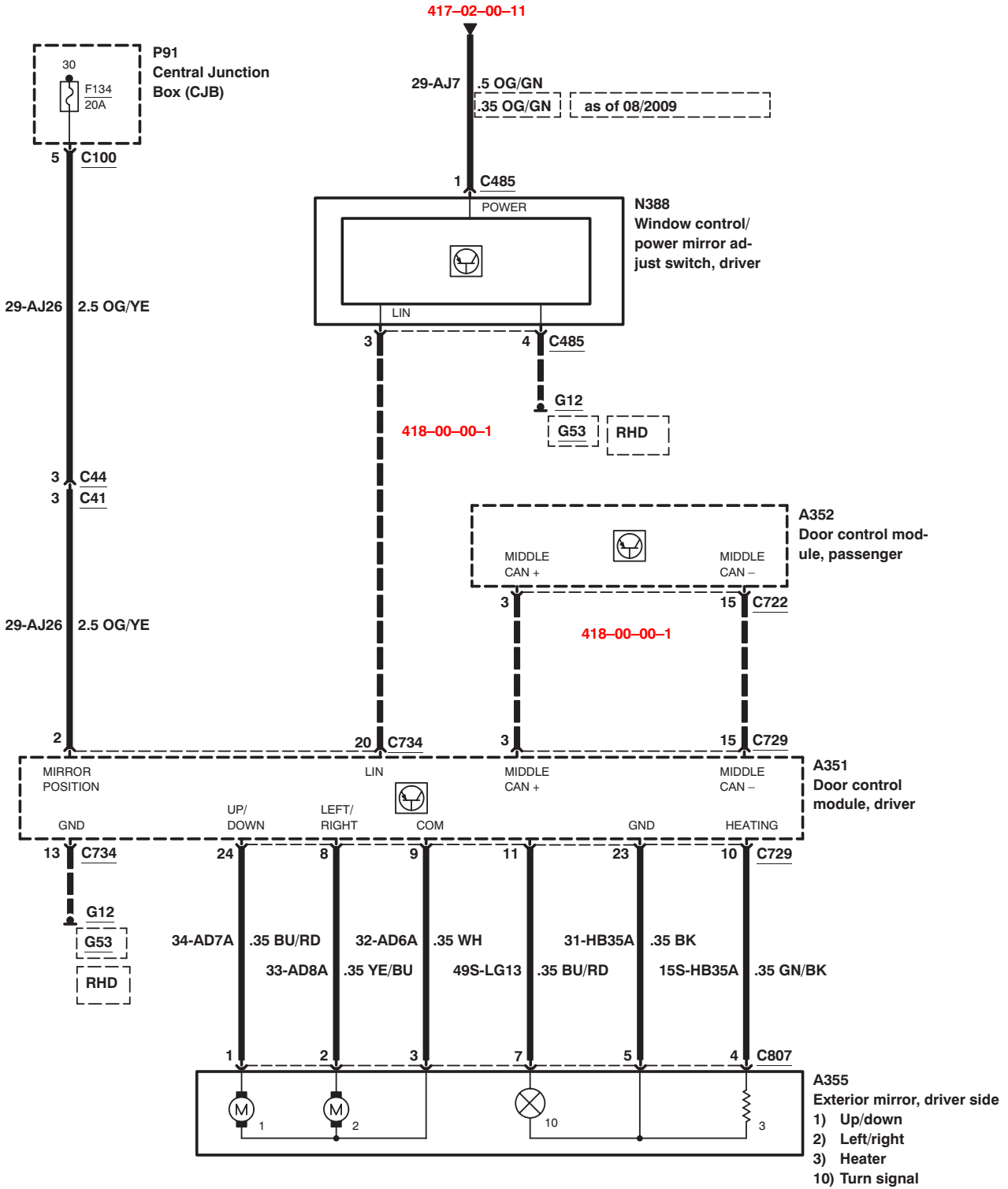
Rear View Mirrors – Auto-dimming interior mirror



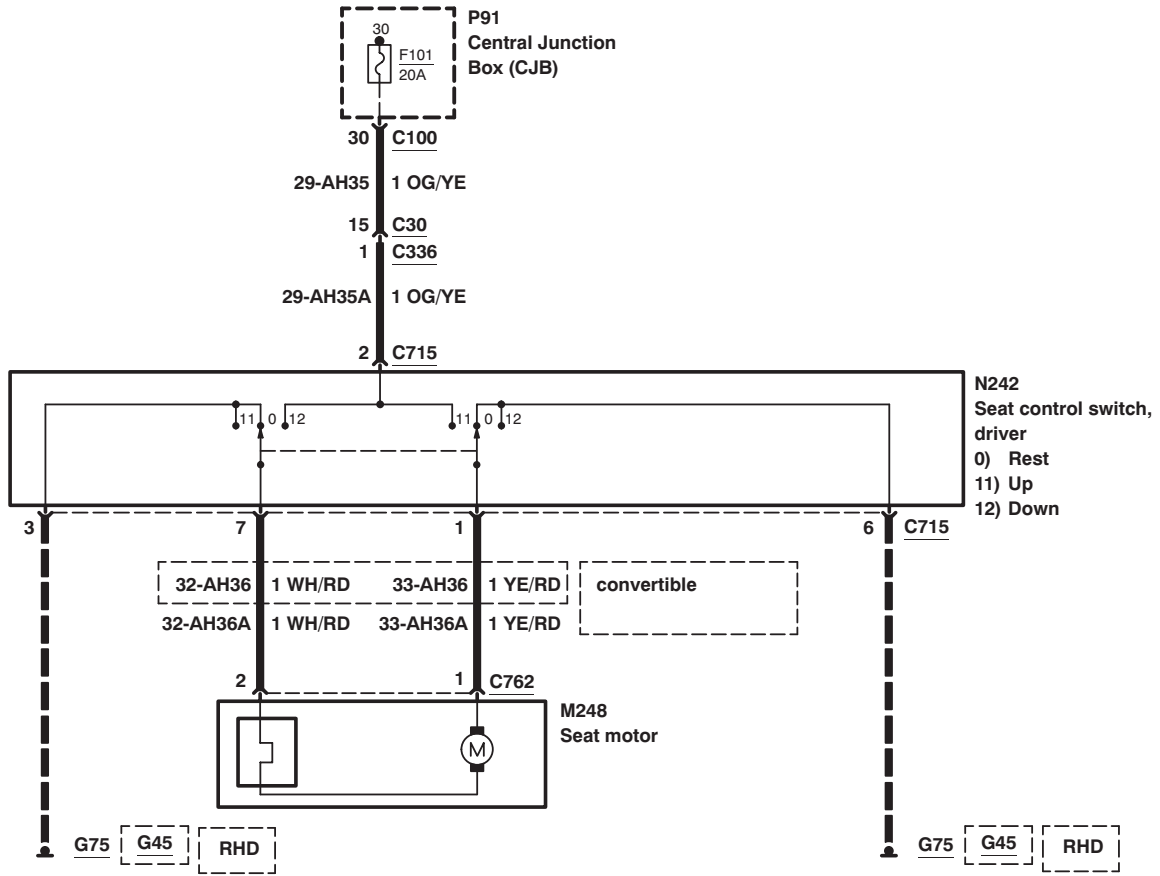
Rear View Mirrors – convertible



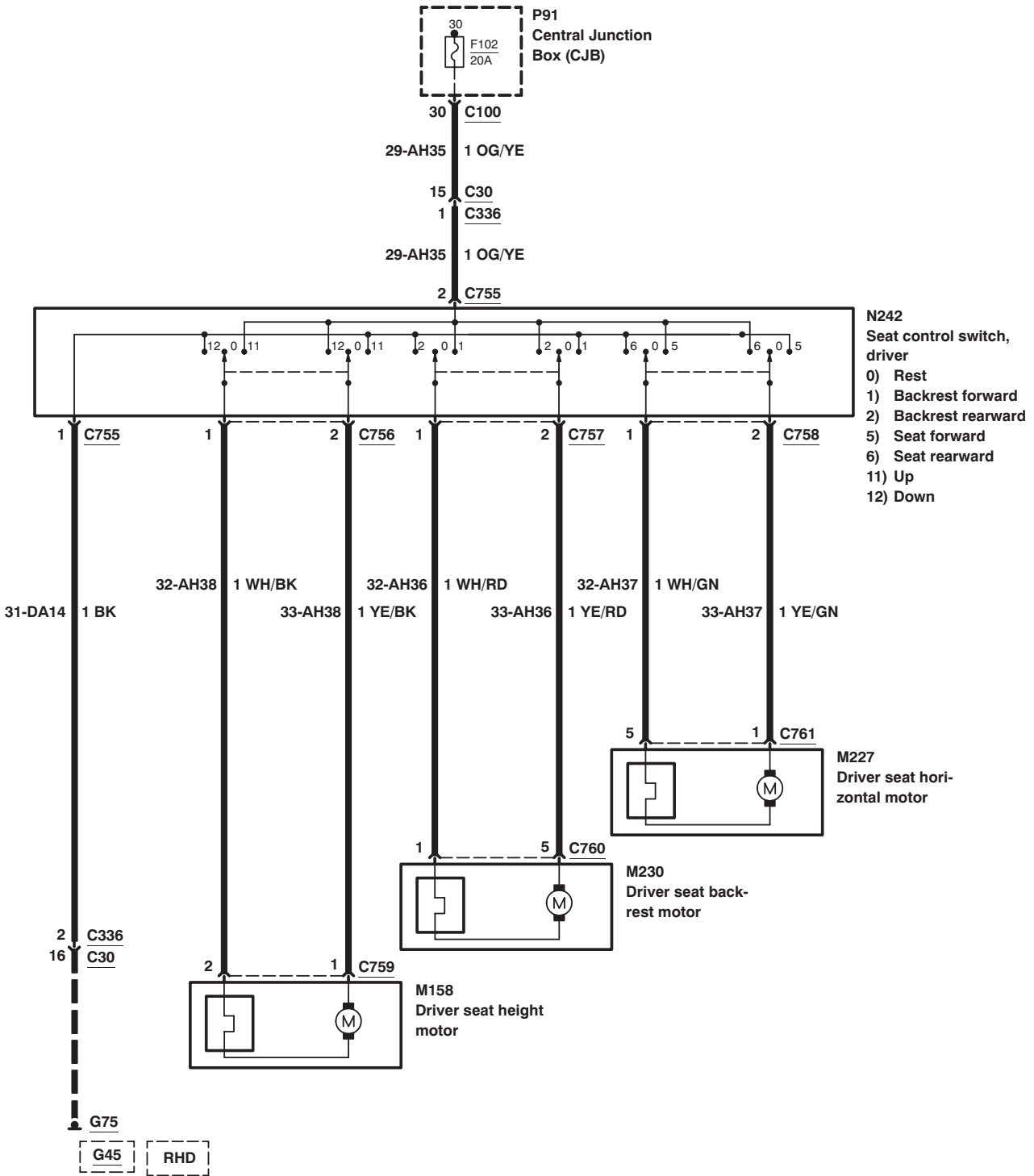
Rear View Mirrors – convertible



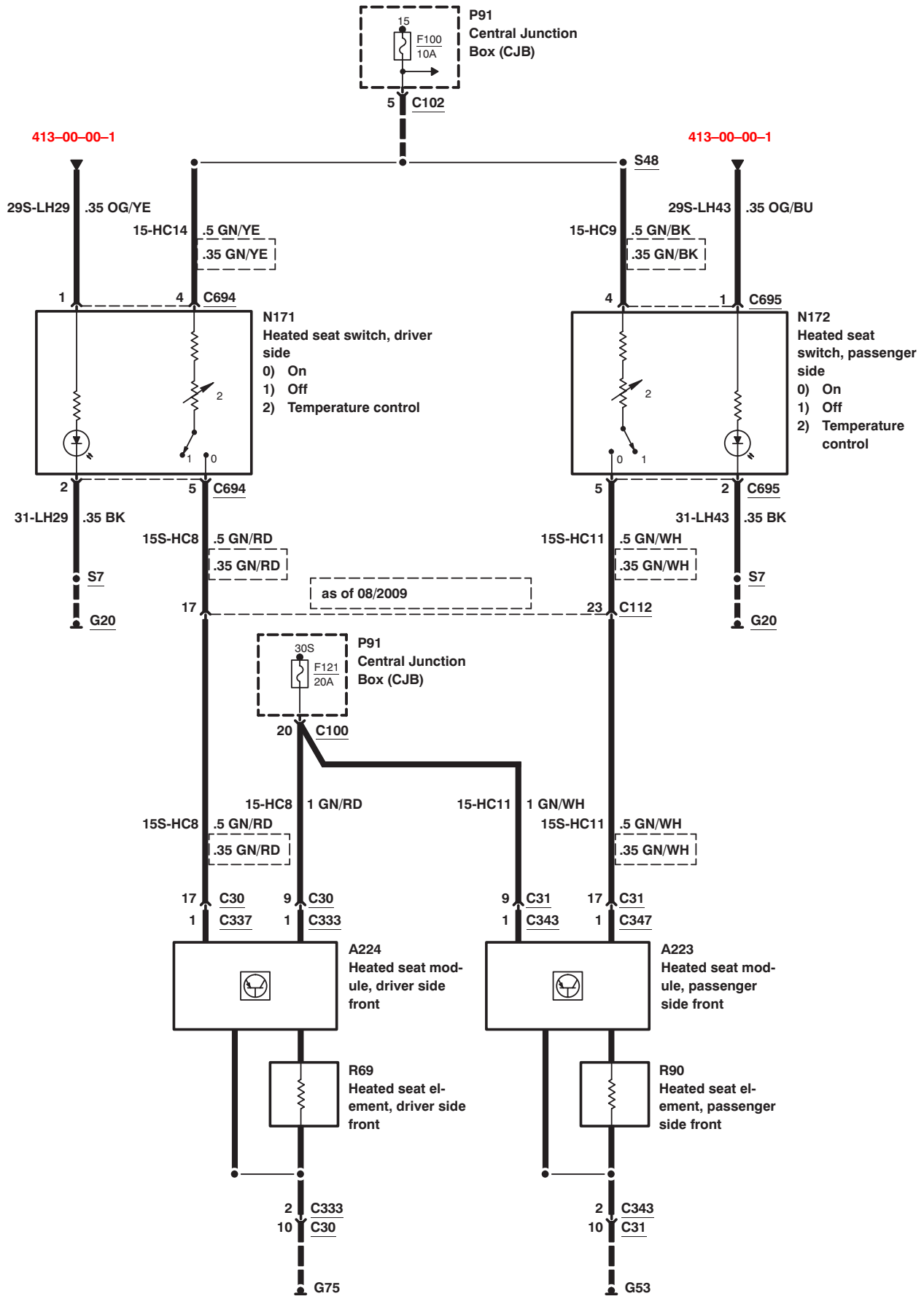
Seating – Power seats, 2-way power seat



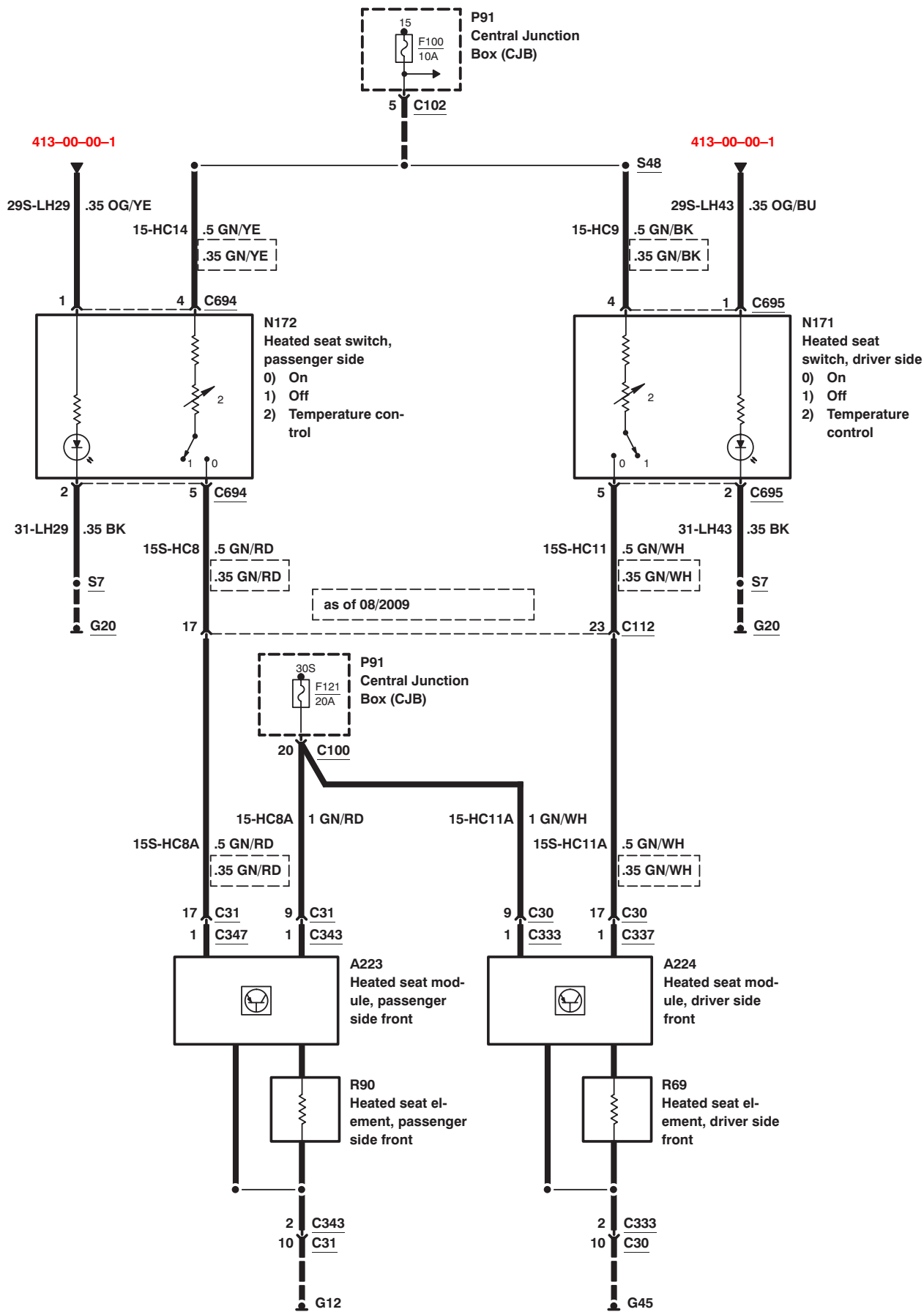
Seating – Power seats, 6-way power seat



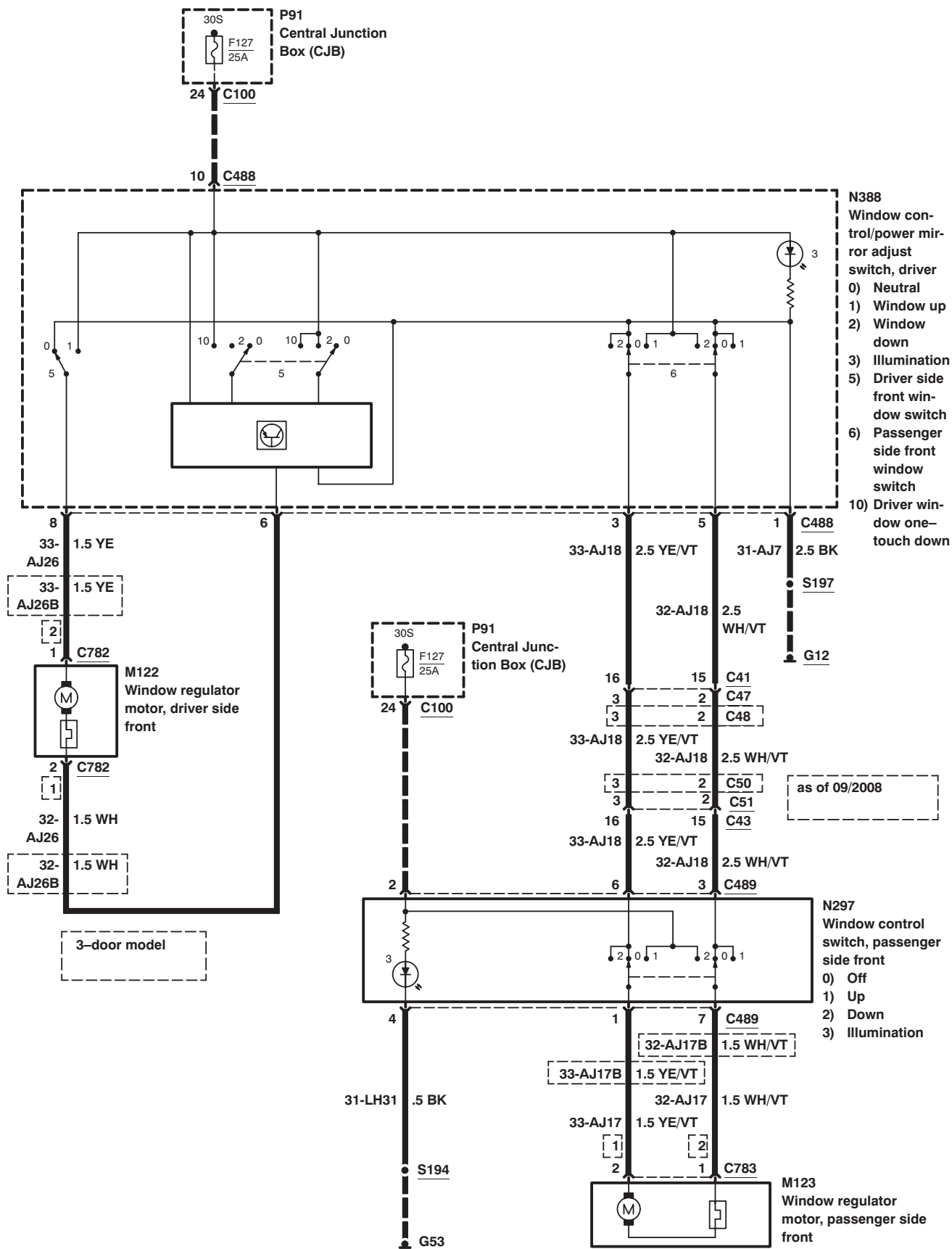
Seating – Heated seats, LHD, as of 12/2007



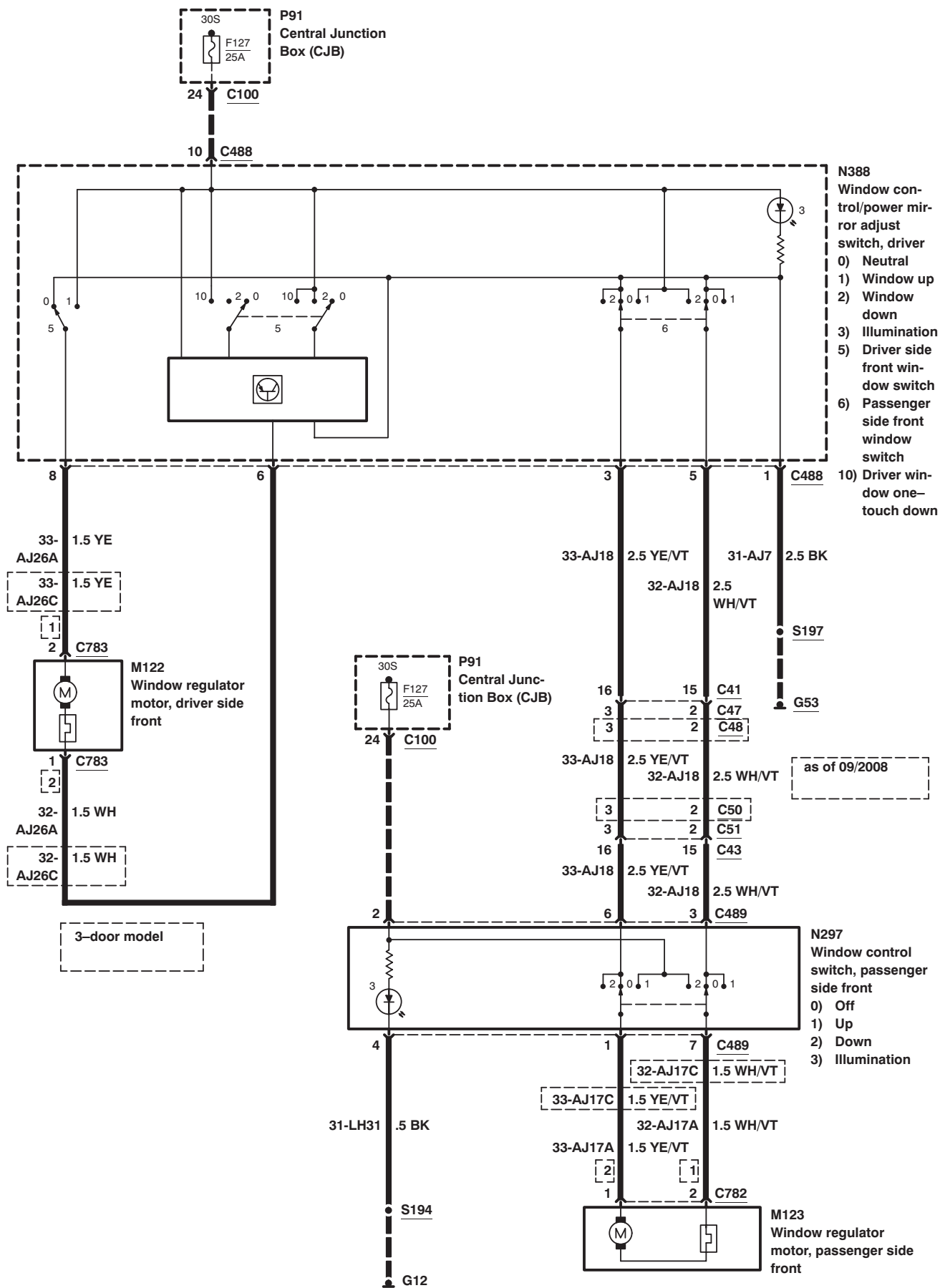
Seating – Heated seats, RHD



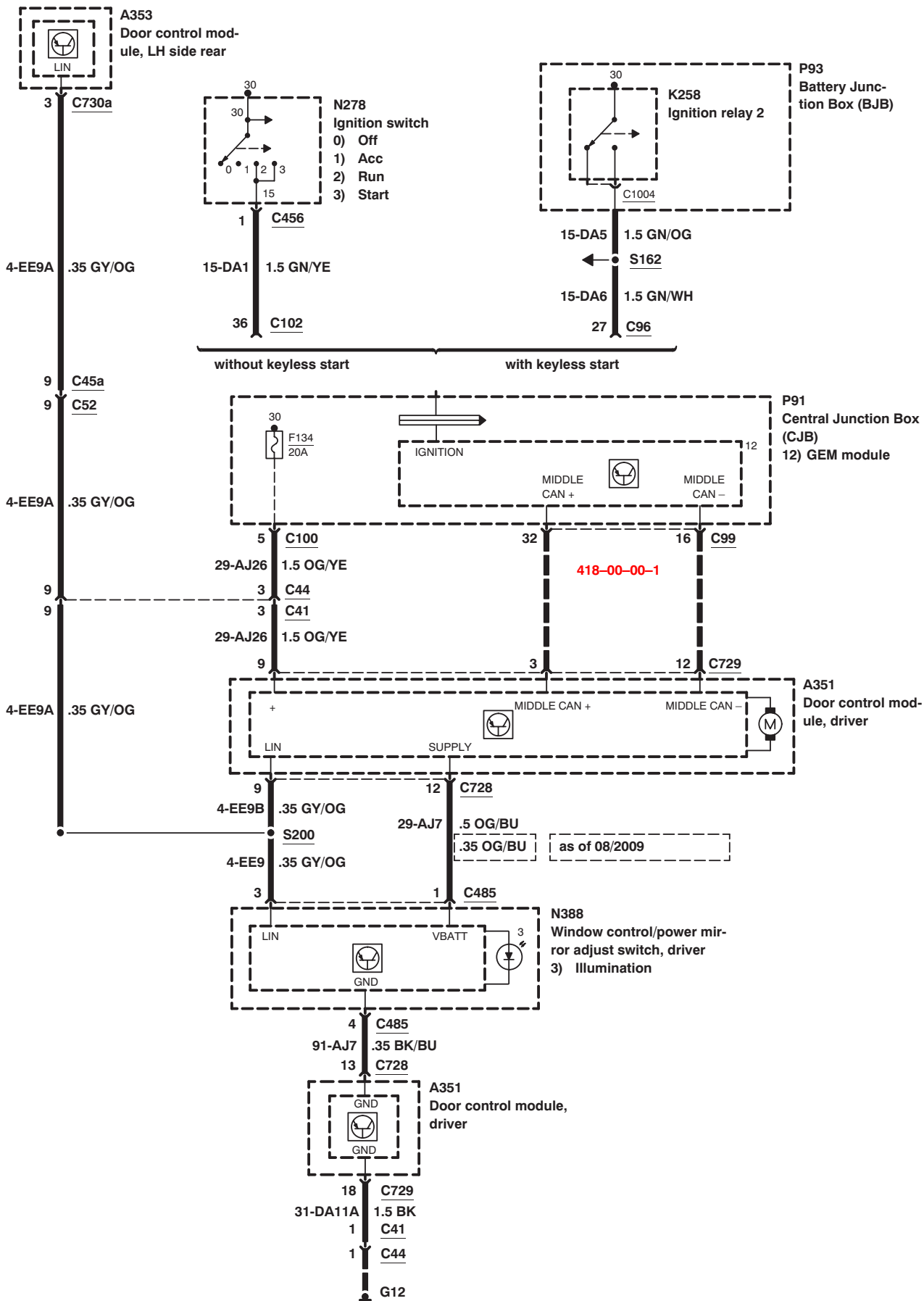
Glass, Frames and Mechanisms – except convertible, LHD, without global closing



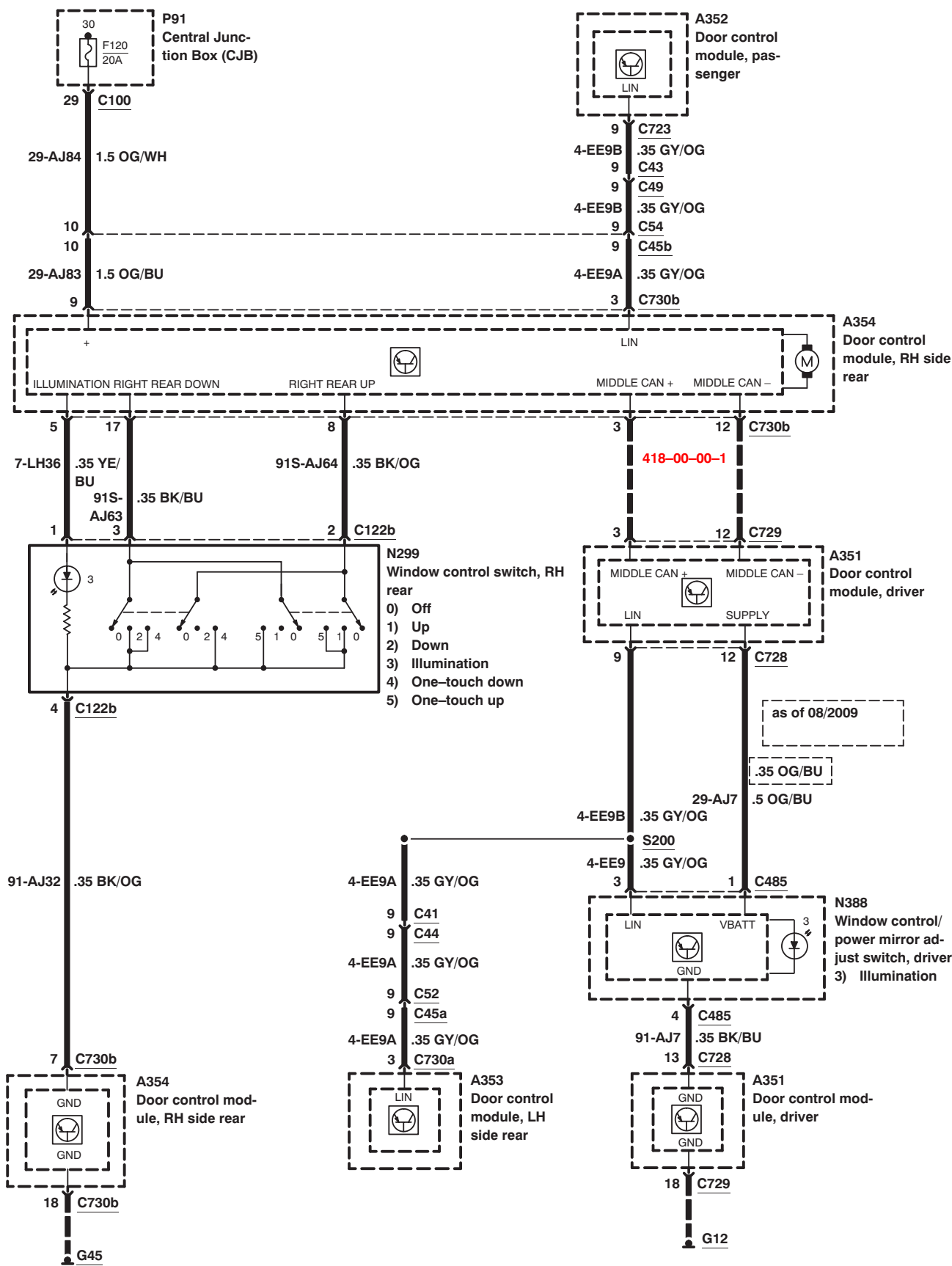
Glass, Frames and Mechanisms – except convertible, RHD, without global closing



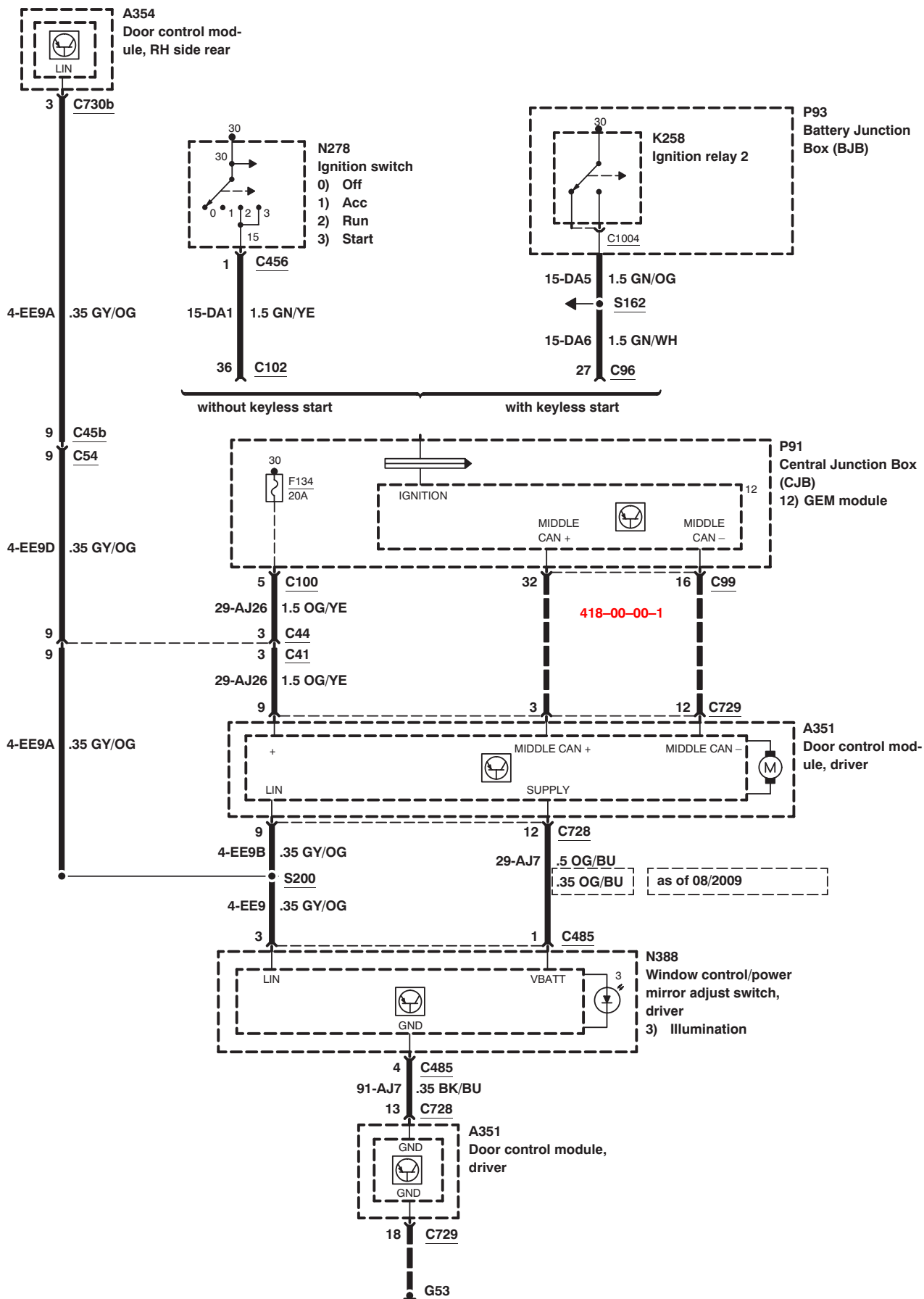
Glass, Frames and Mechanisms – except convertible, LHD, with global closing



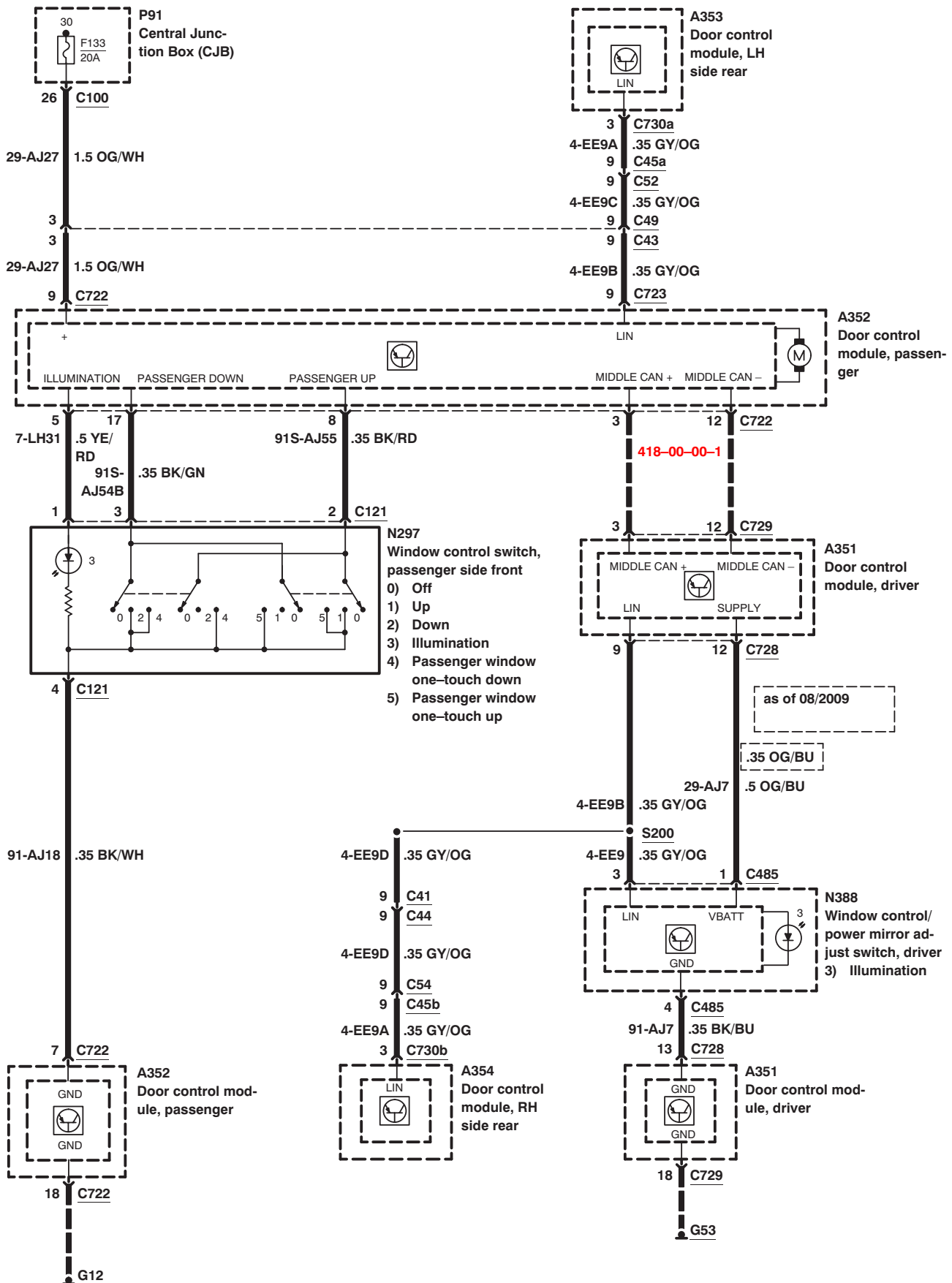
Glass, Frames and Mechanisms – except convertible, LHD, with global closing



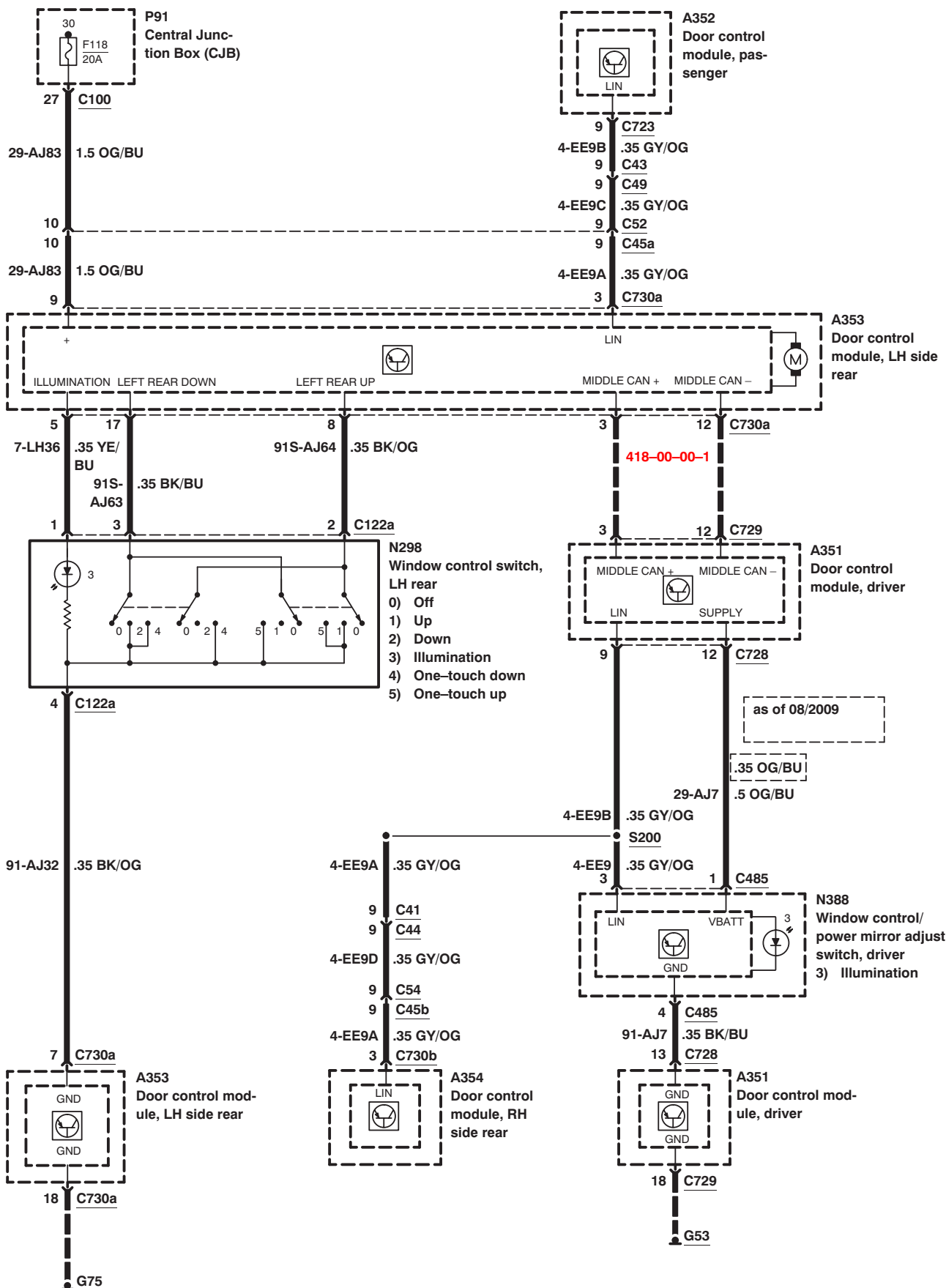
Glass, Frames and Mechanisms – except convertible, RHD, with global closing



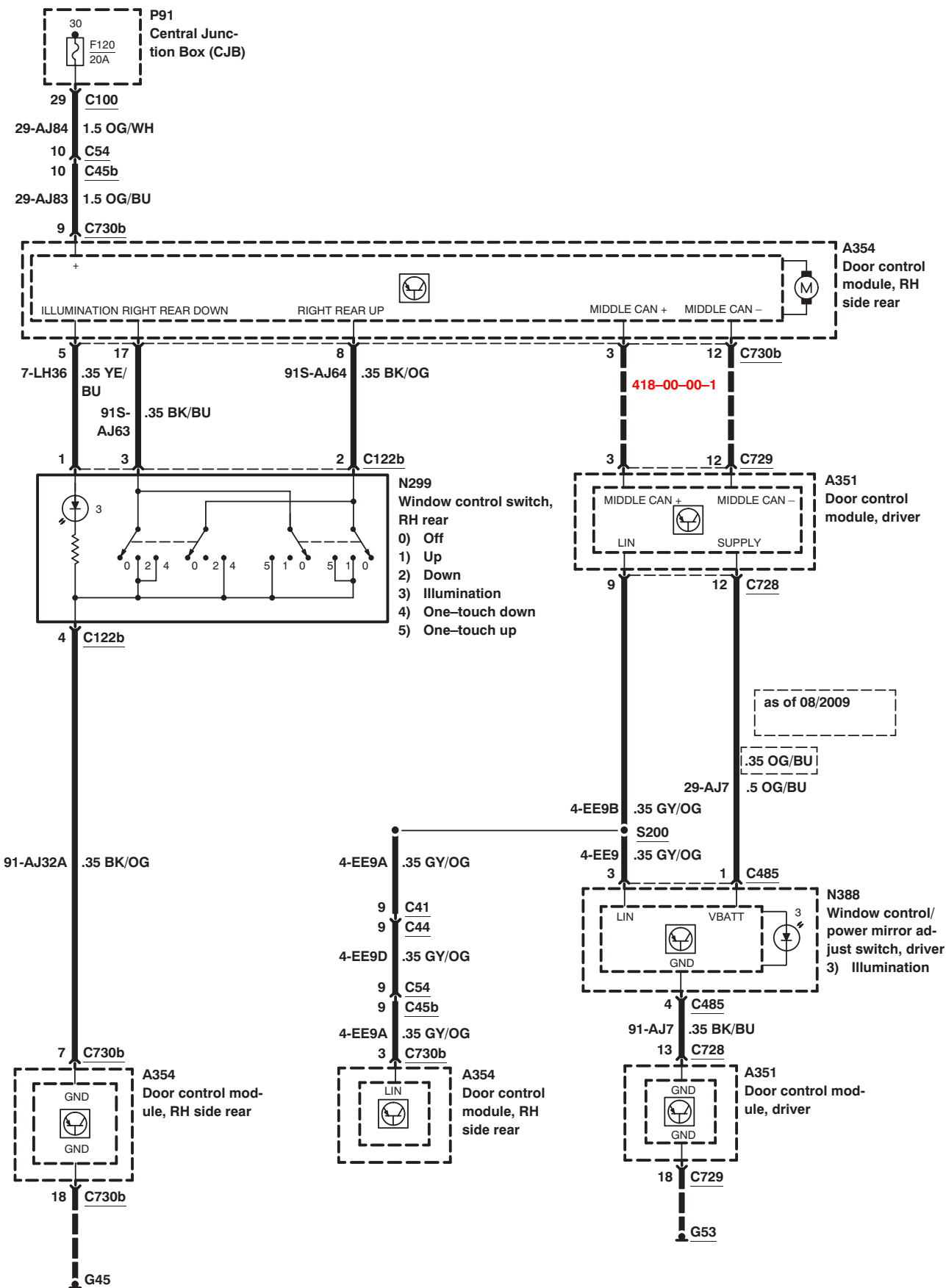
Glass, Frames and Mechanisms – except convertible, RHD, with global closing



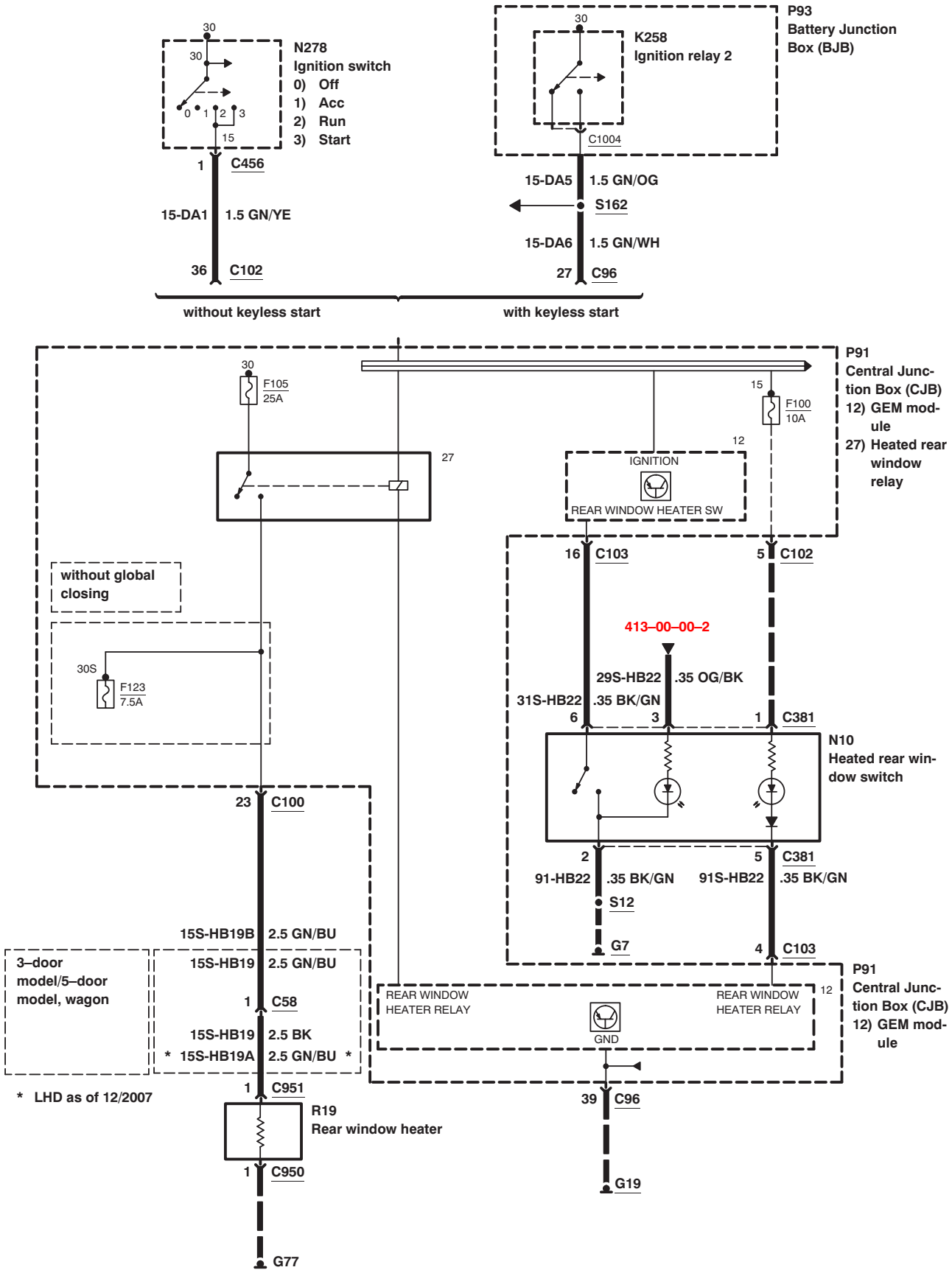
Glass, Frames and Mechanisms – except convertible, RHD, with global closing



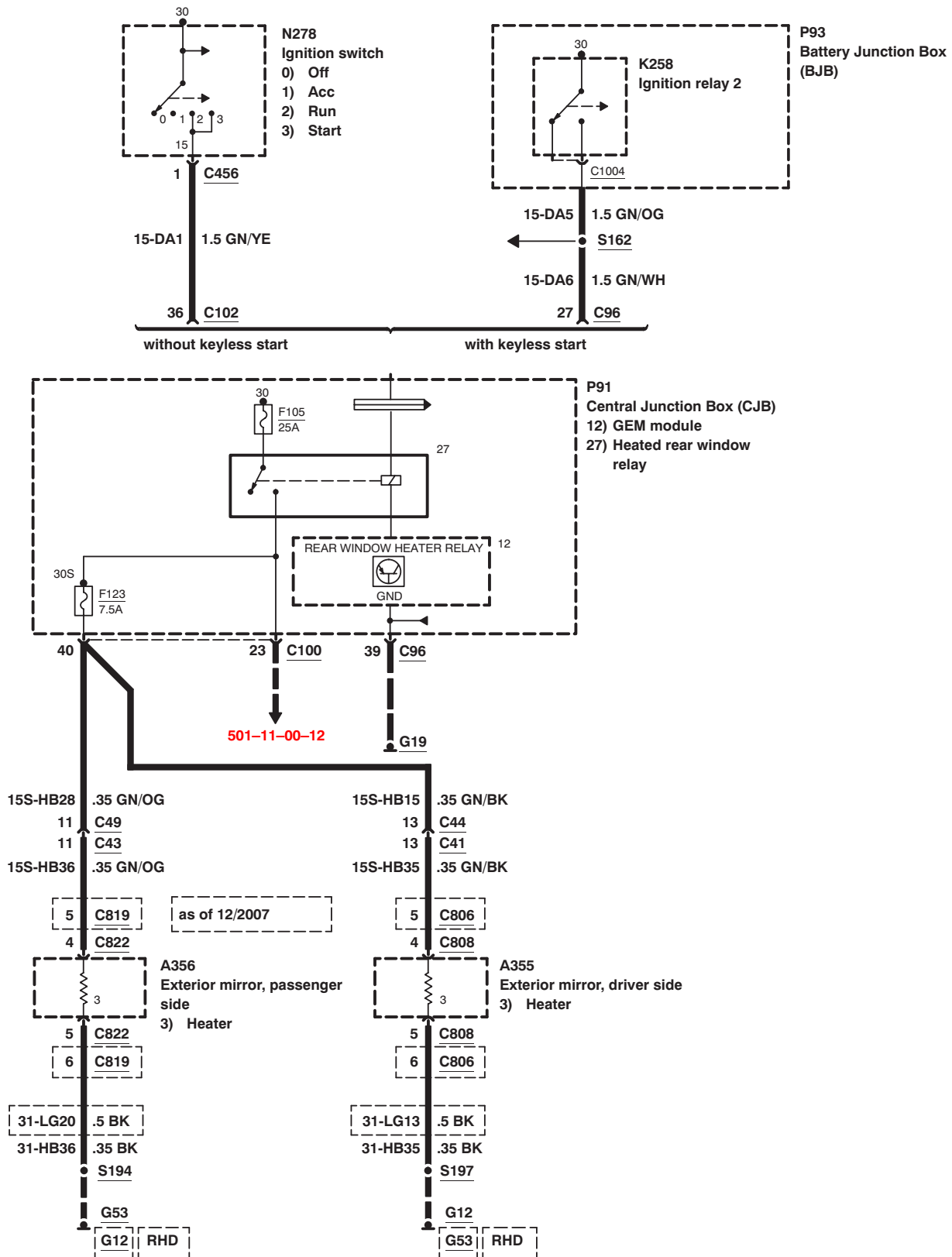
Glass, Frames and Mechanisms – except convertible, RHD, with global closing



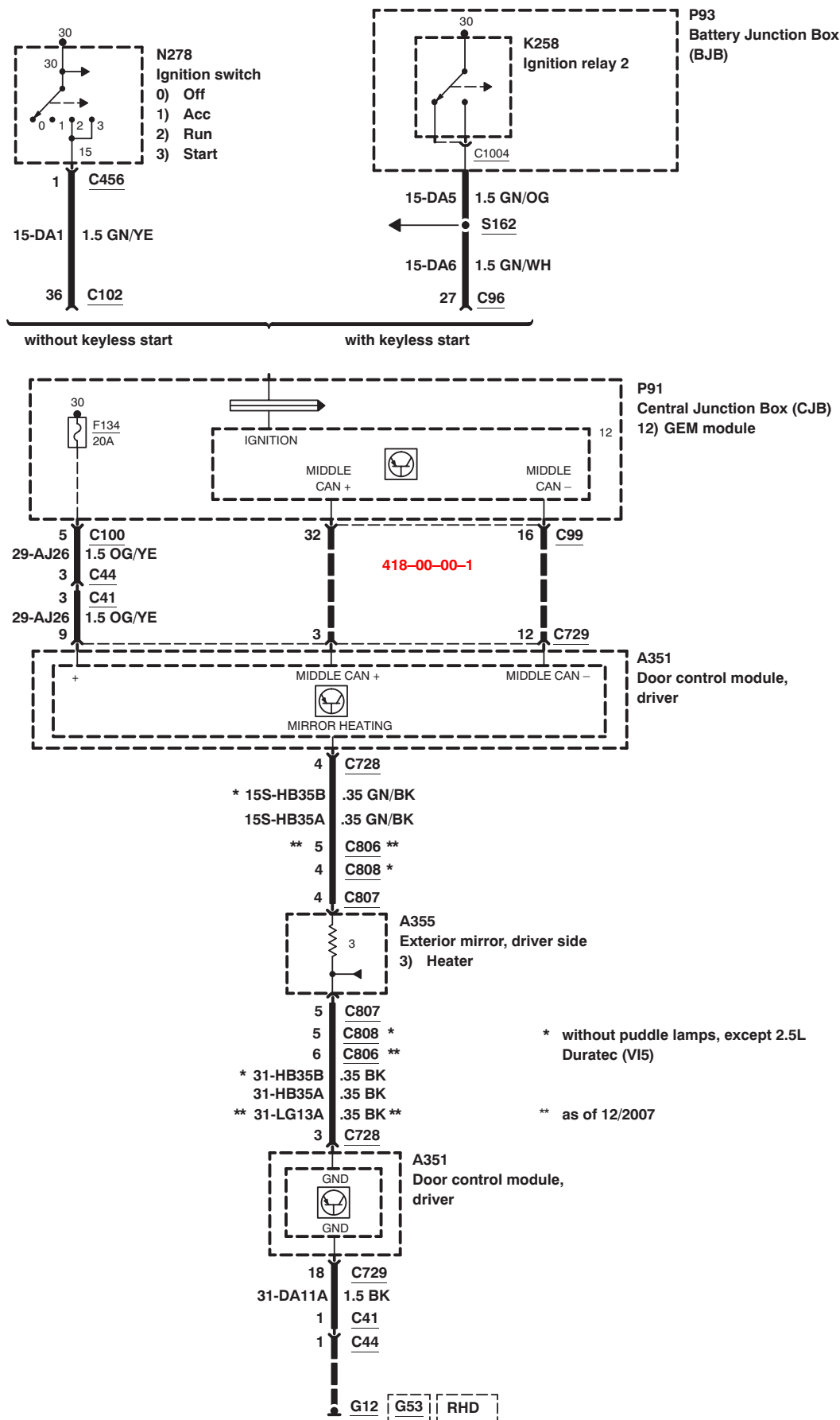
Glass, Frames and Mechanisms – except convertible, Heated rear window



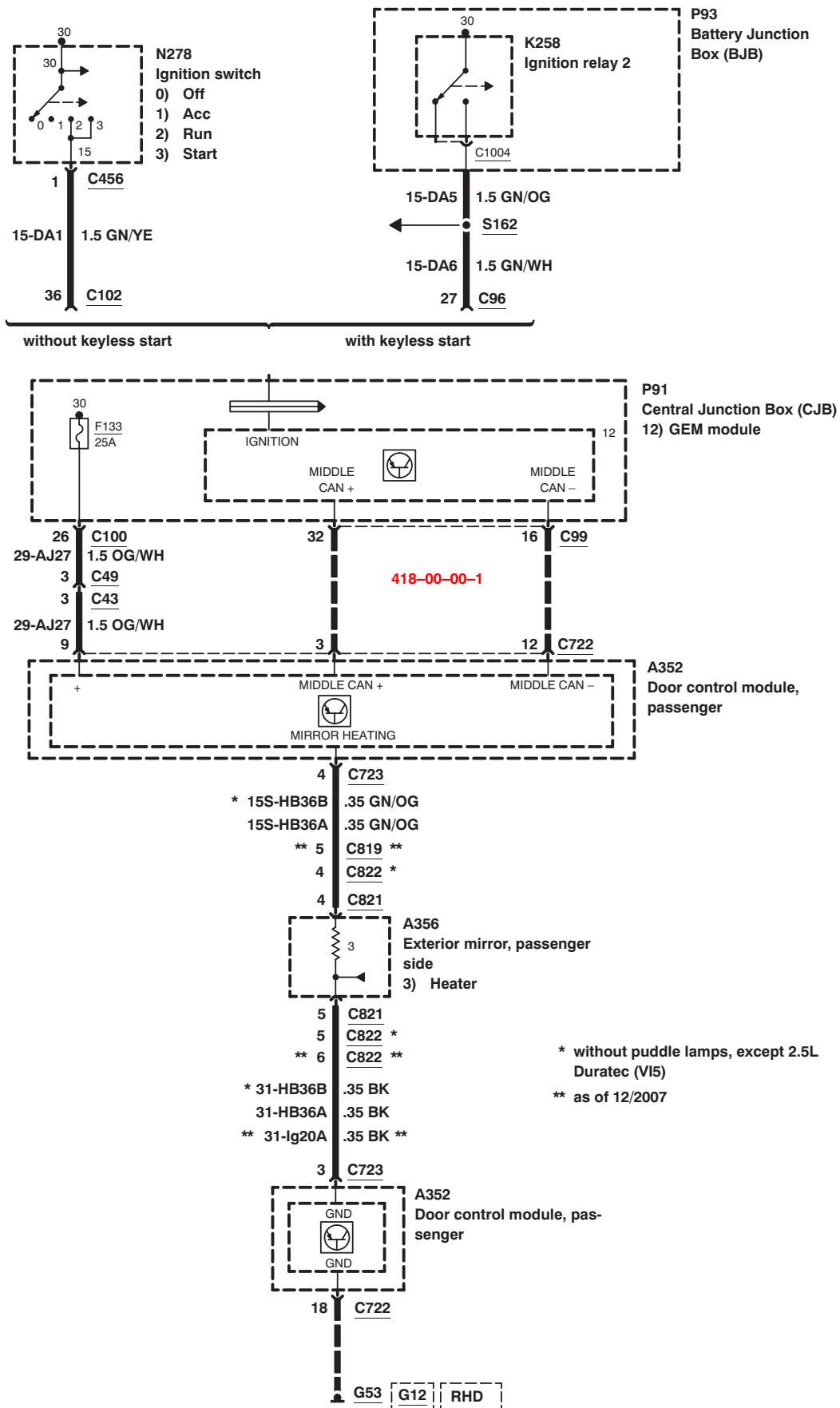
Glass, Frames and Mechanisms – except convertible, Heated power mirrors, without global closing



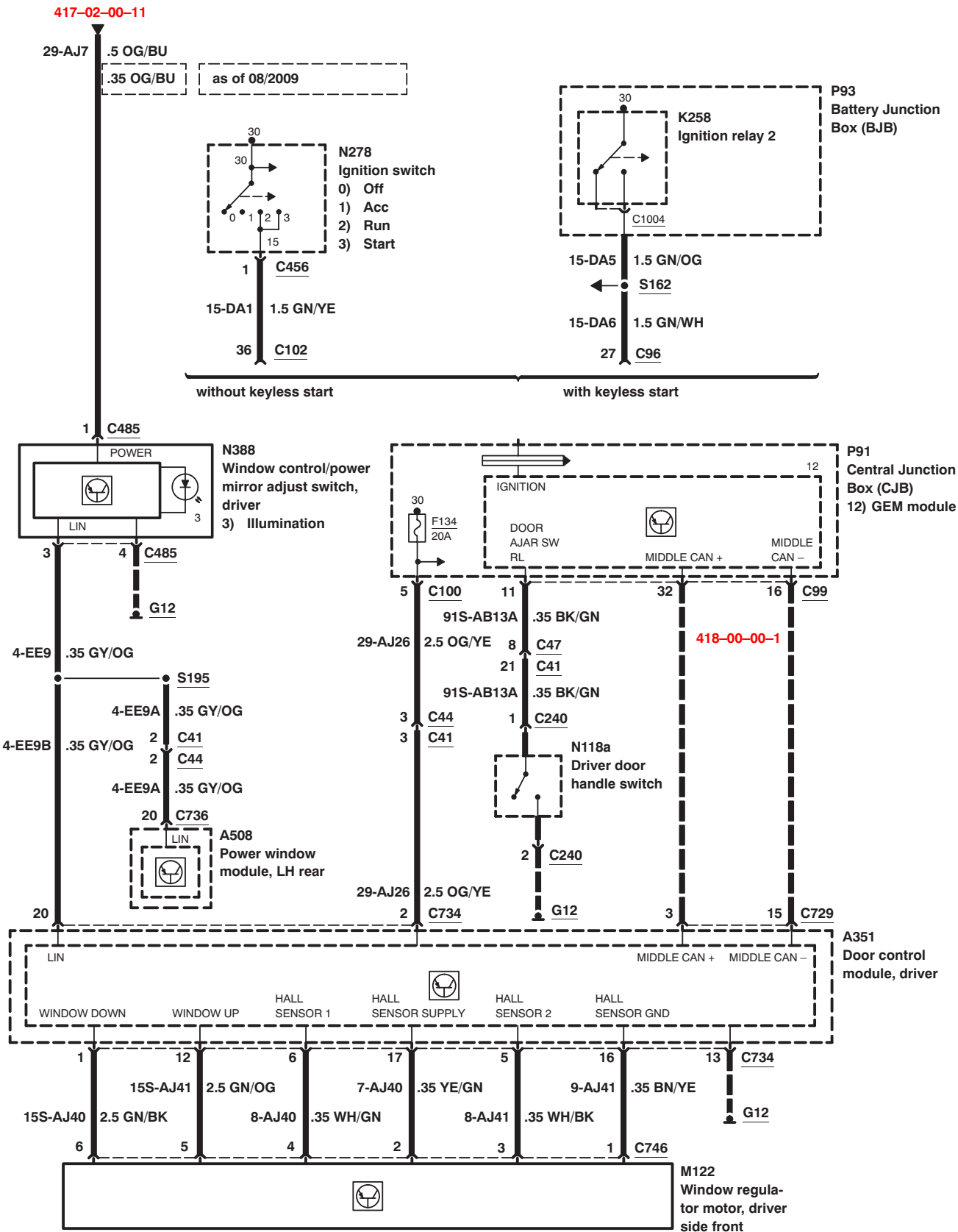
Glass, Frames and Mechanisms – except convertible, Heated power mirrors, with global closing



Glass, Frames and Mechanisms – except convertible, Heated power mirrors, with global closing

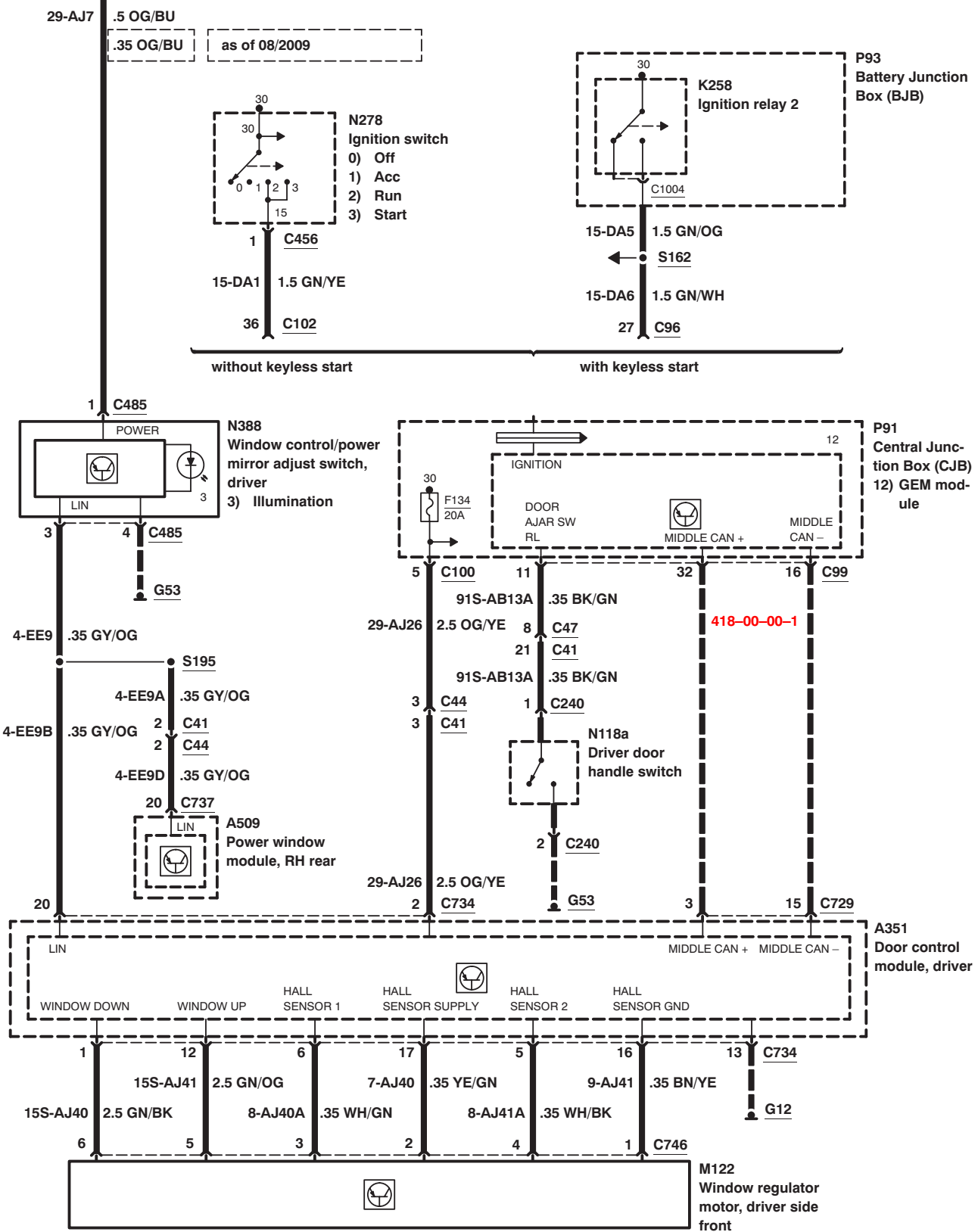


Glass, Frames and Mechanisms – convertible, LHD, Power windows

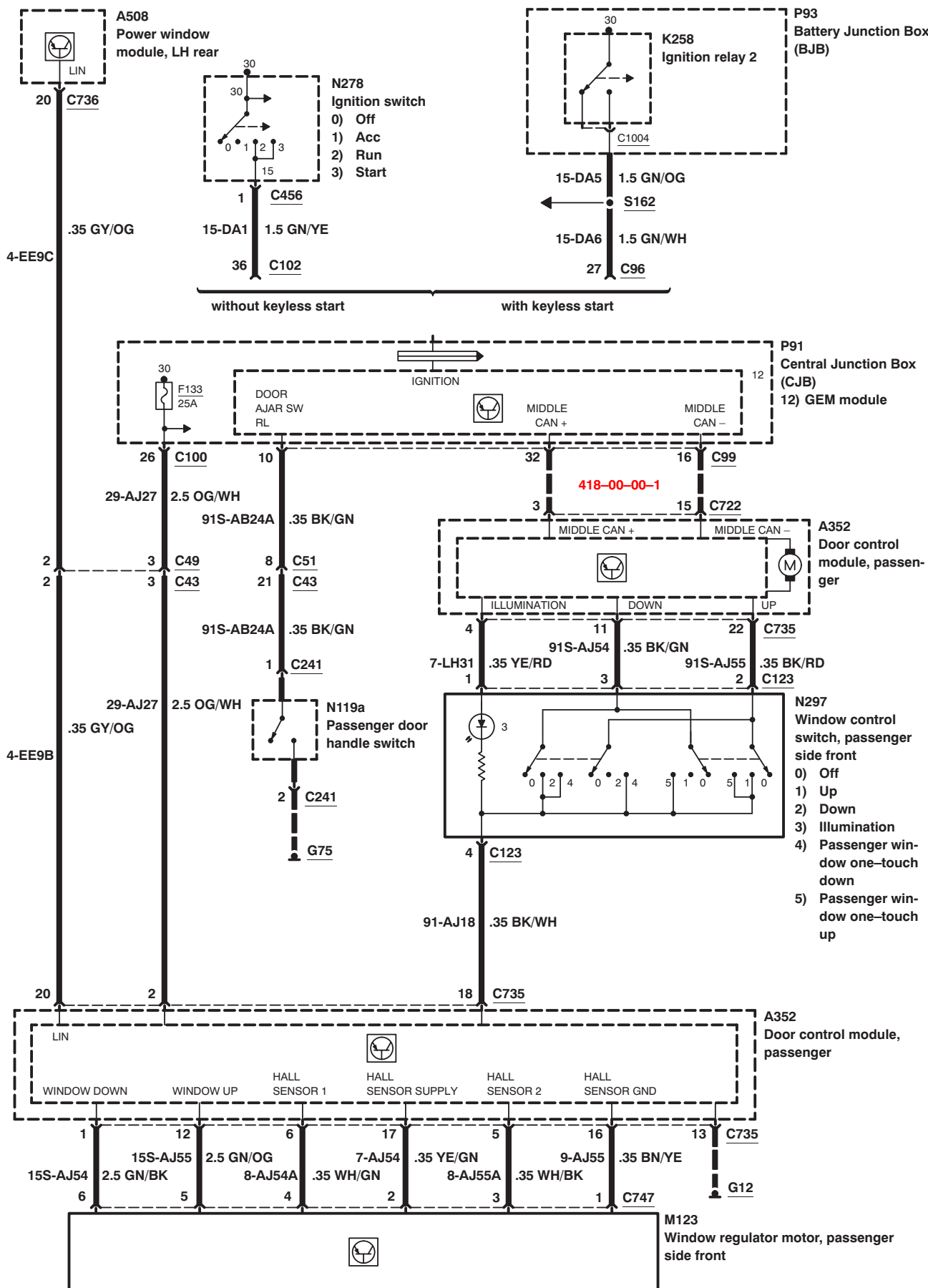


Glass, Frames and Mechanisms – convertible, RHD, Power windows

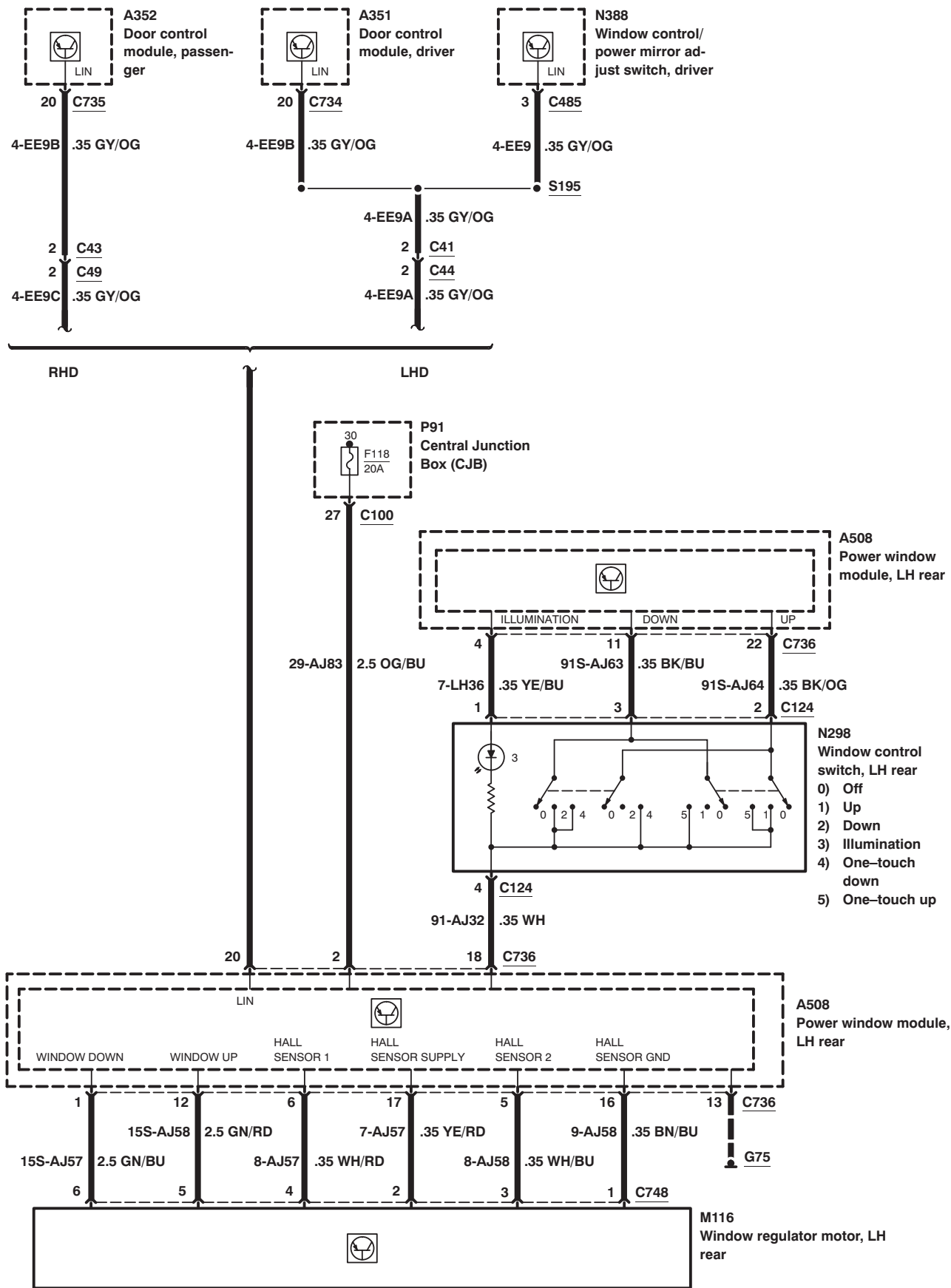
417-02-00-11



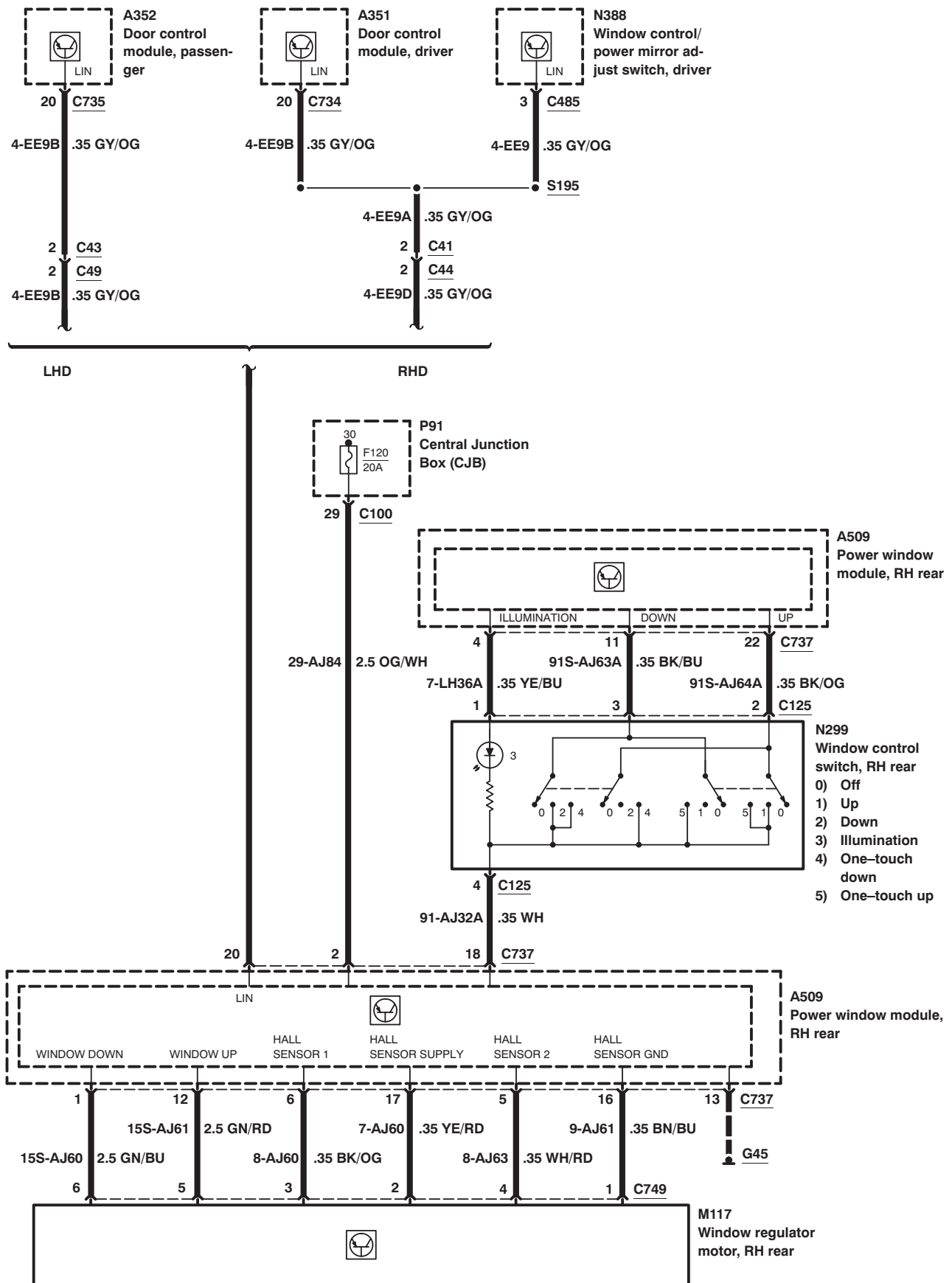
Glass, Frames and Mechanisms – convertible, RHD, Power windows



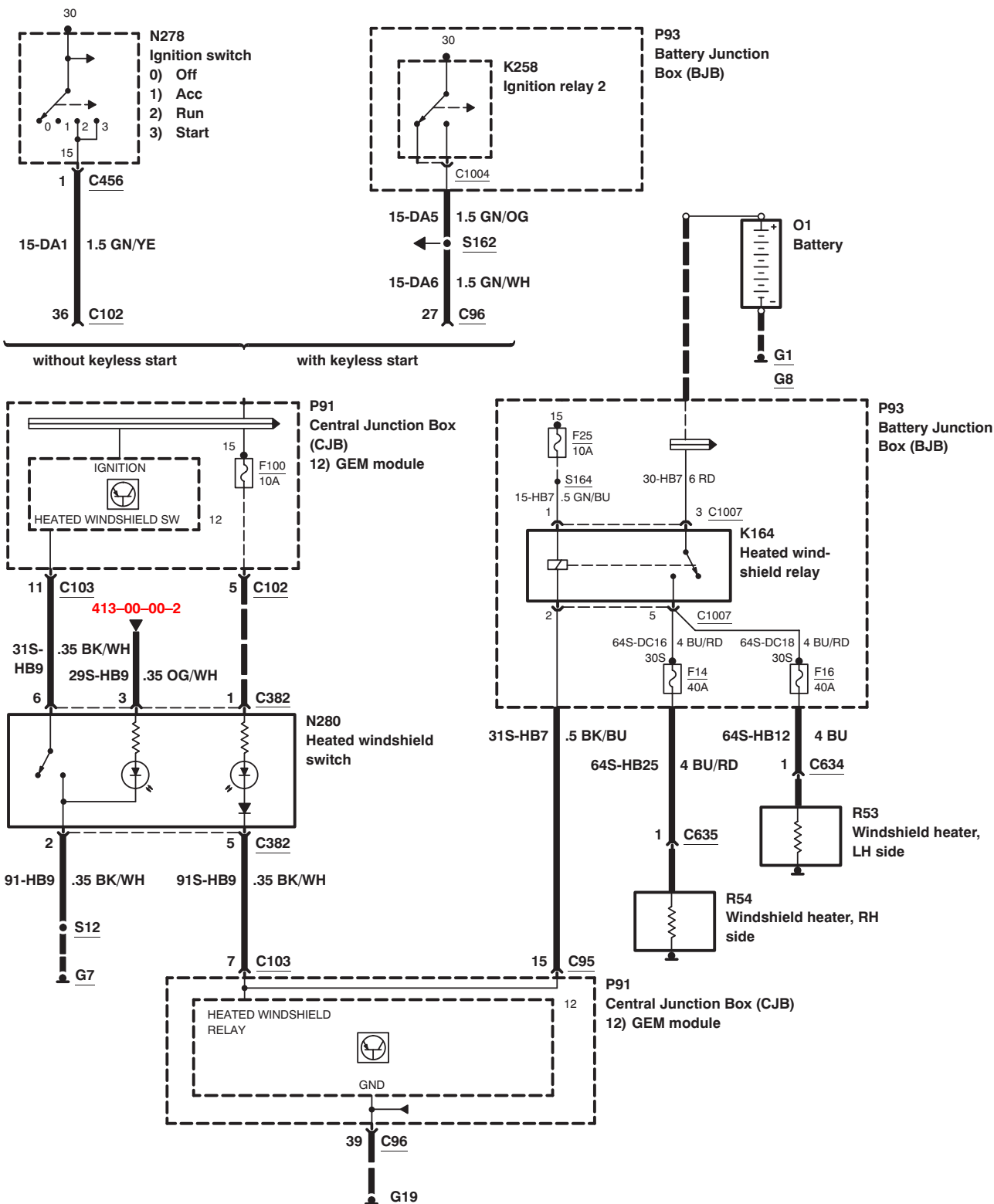
Glass, Frames and Mechanisms – convertible, Power windows



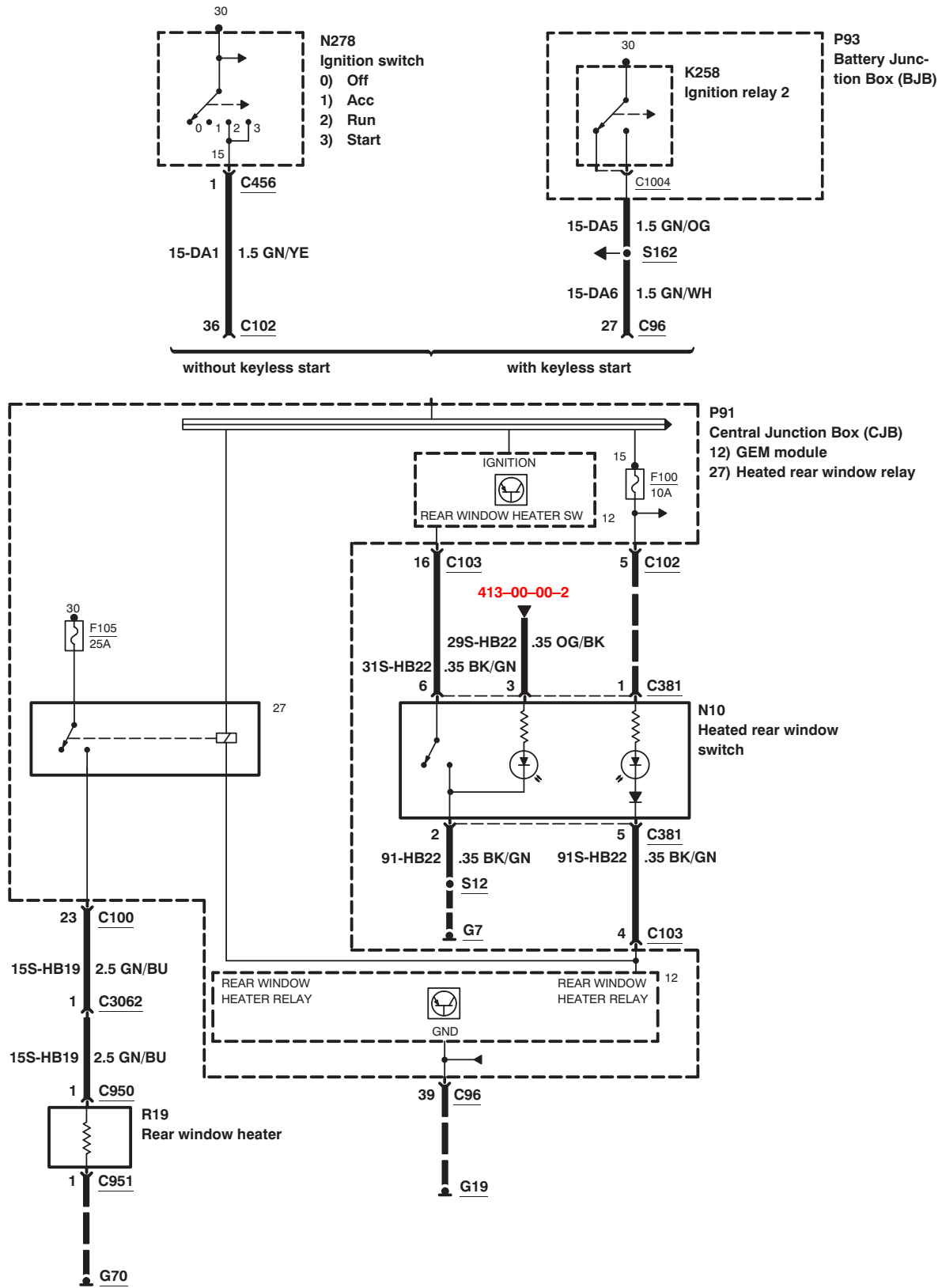
Glass, Frames and Mechanisms – convertible, Power windows



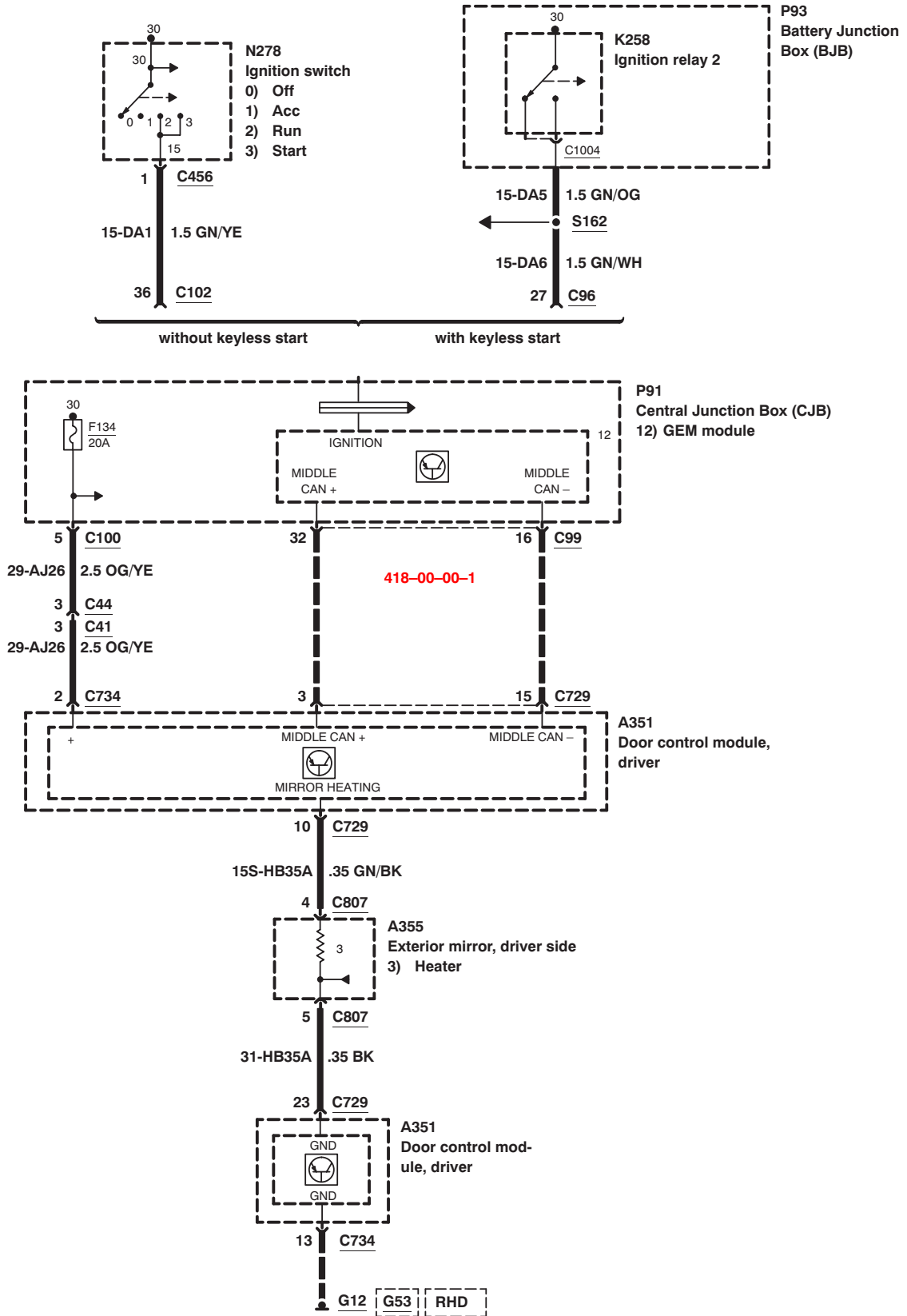
Glass, Frames and Mechanisms – convertible, Heated windshield



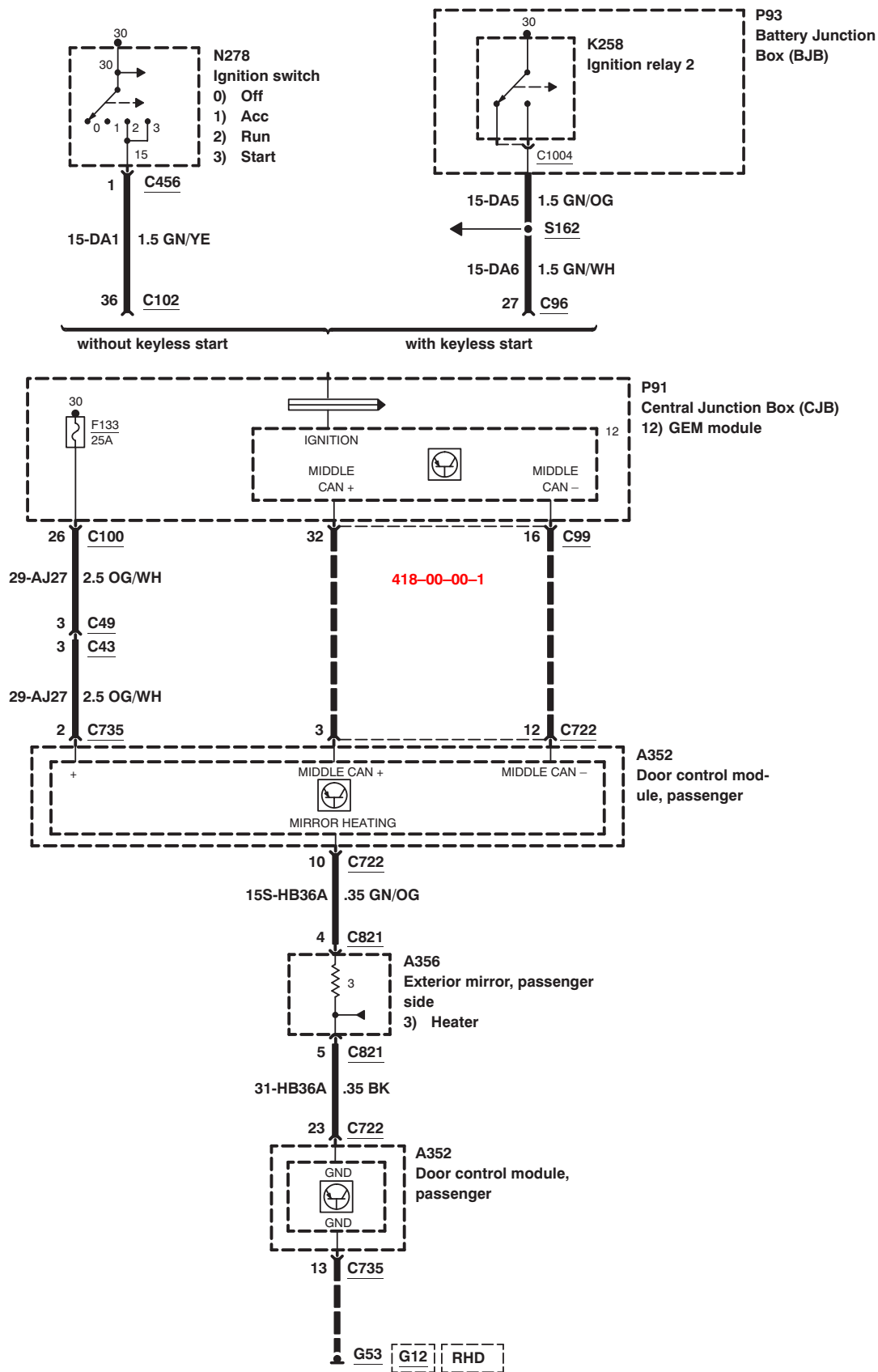
Glass, Frames and Mechanisms – convertible, Heated rear window



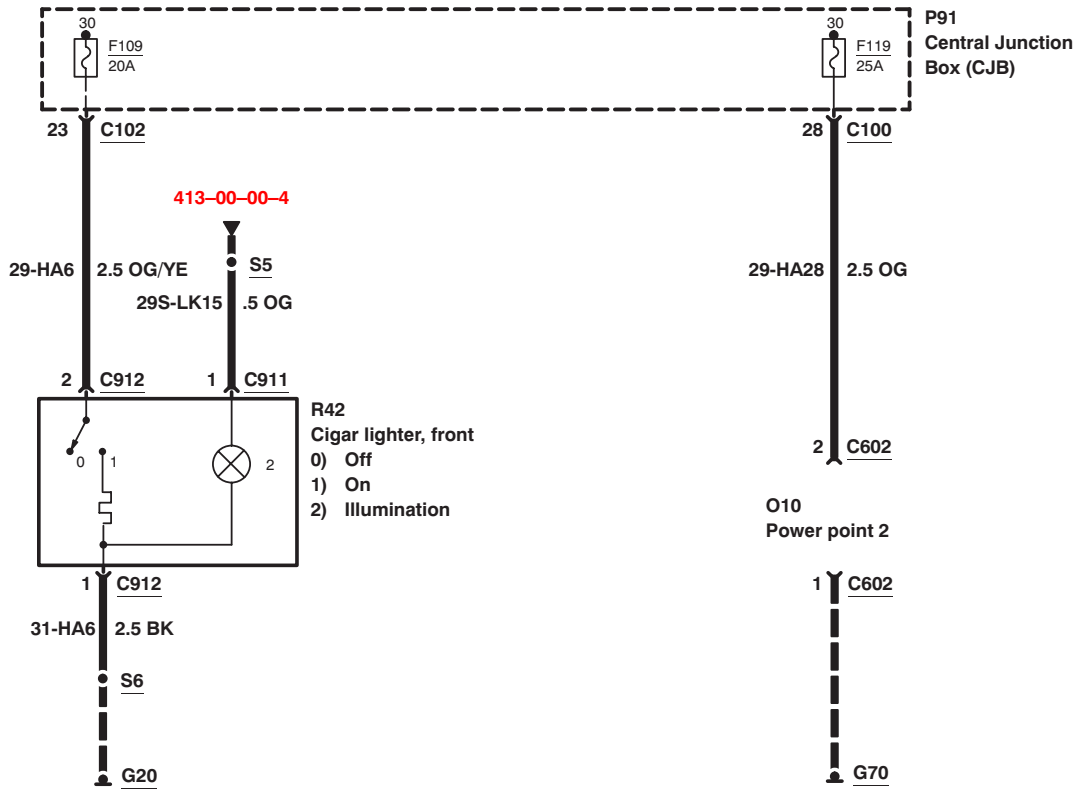
Glass, Frames and Mechanisms – convertible, Heated power mirrors



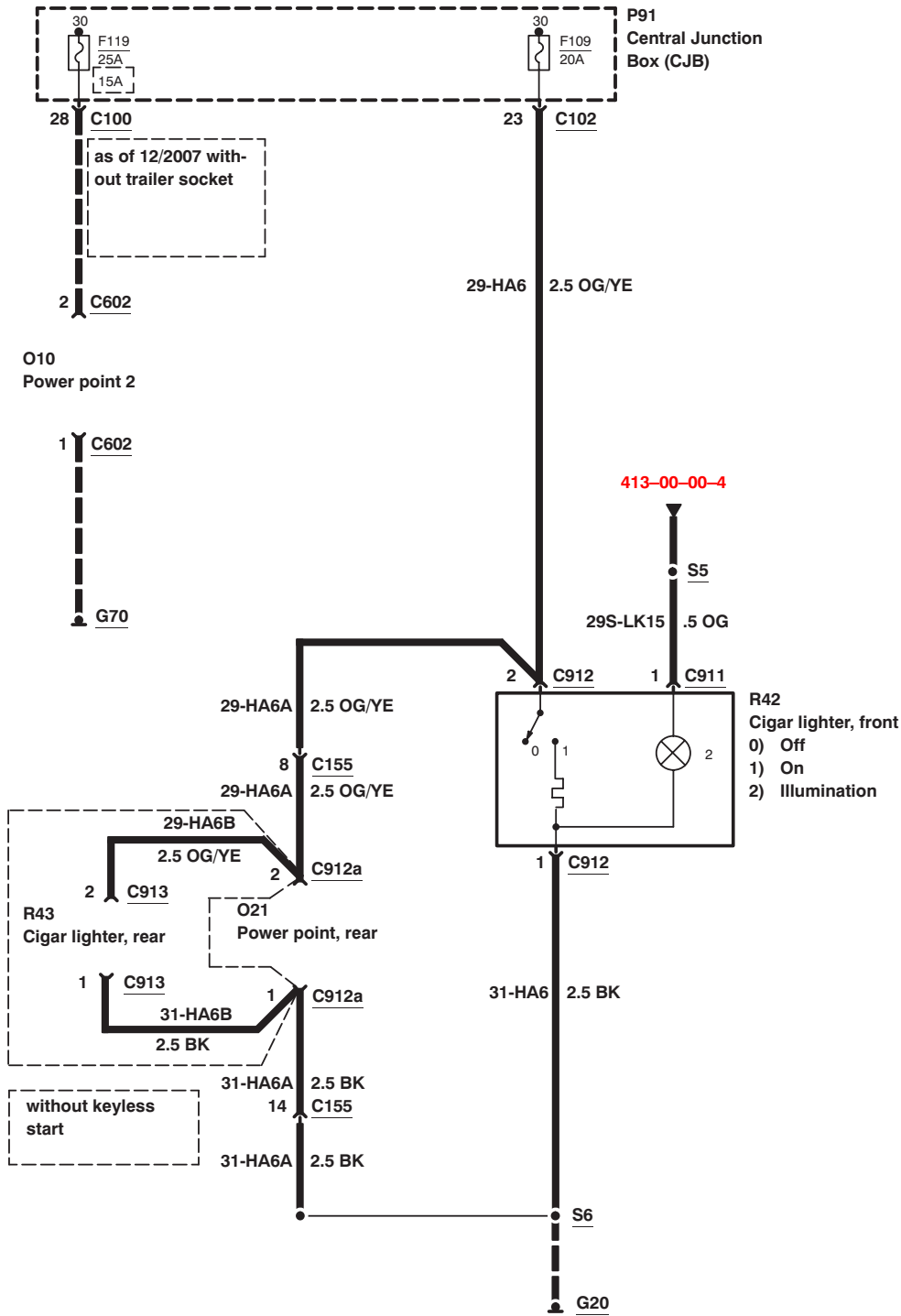
Glass, Frames and Mechanisms – convertible, Heated power mirrors



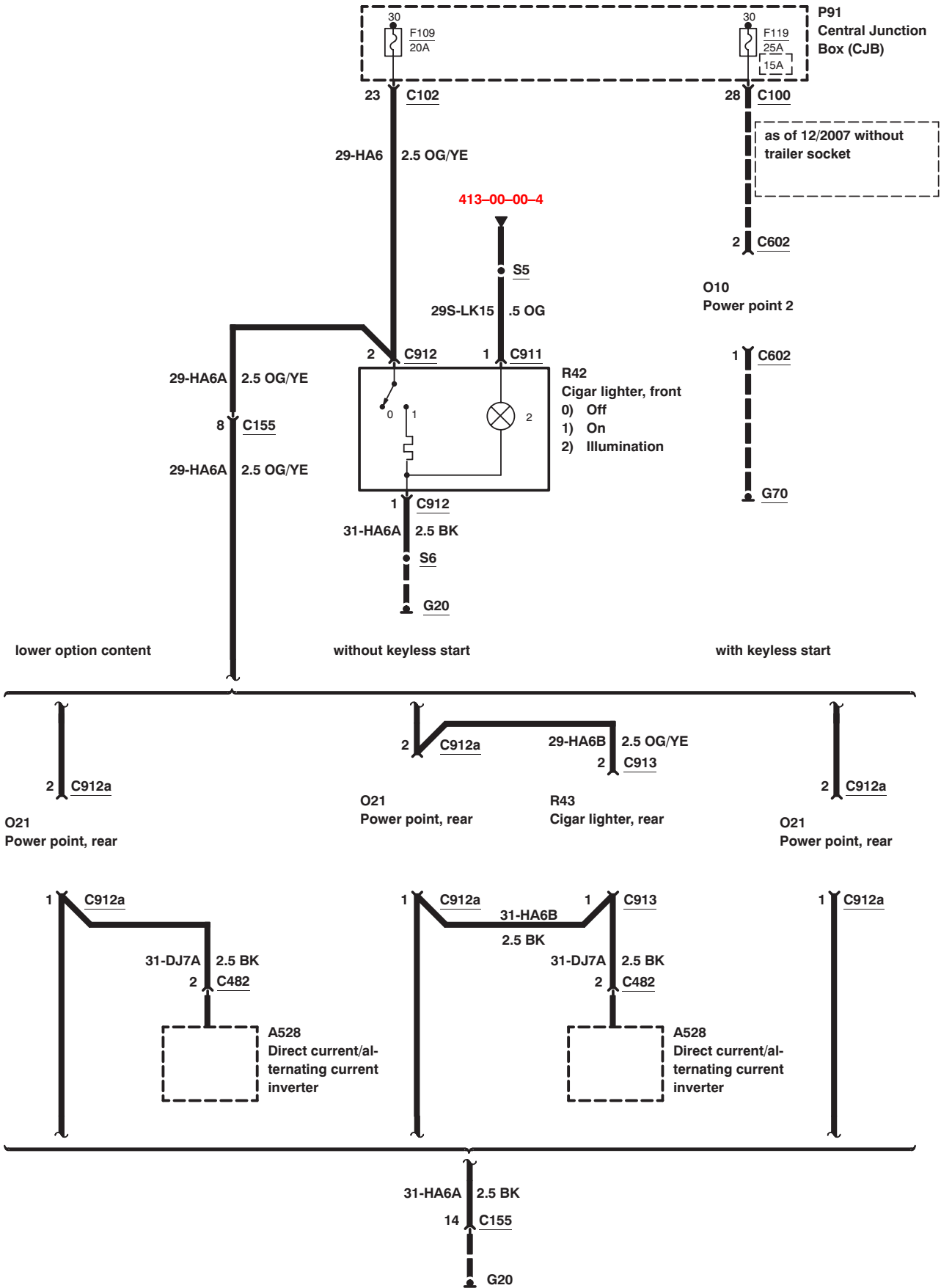
Instrument Panel and Console – before 12/2007



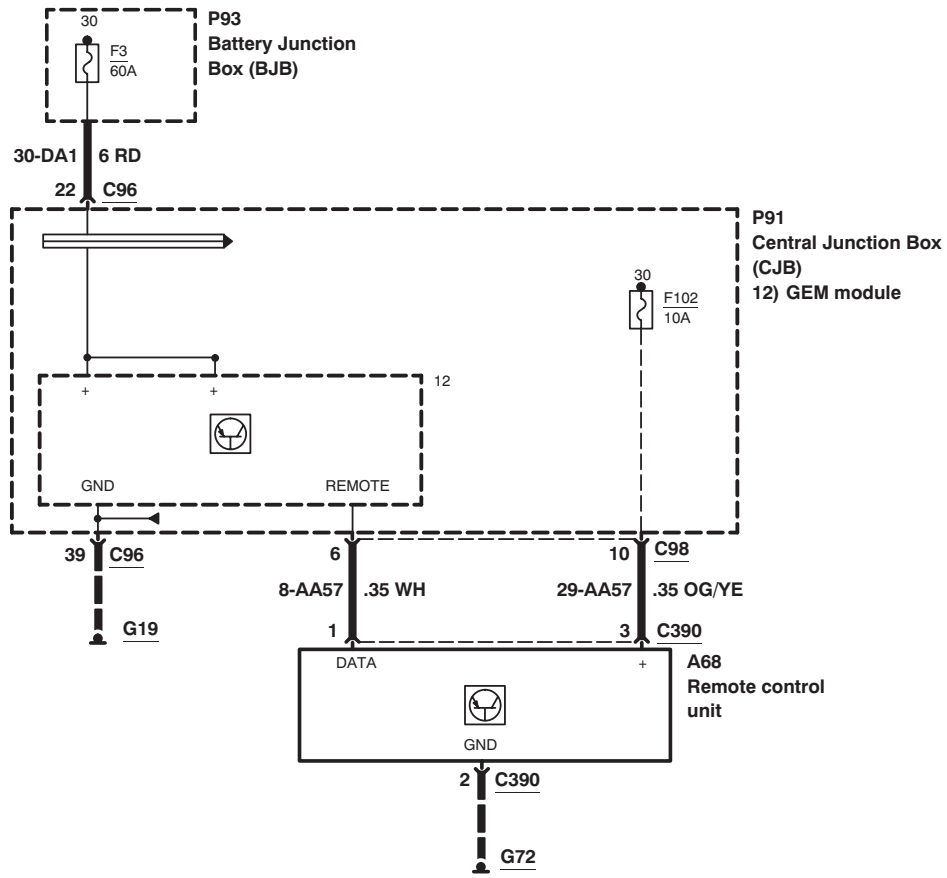
Instrument Panel and Console – except convertible from 12/2007 to 08/2009,
convertible as of 12/2007



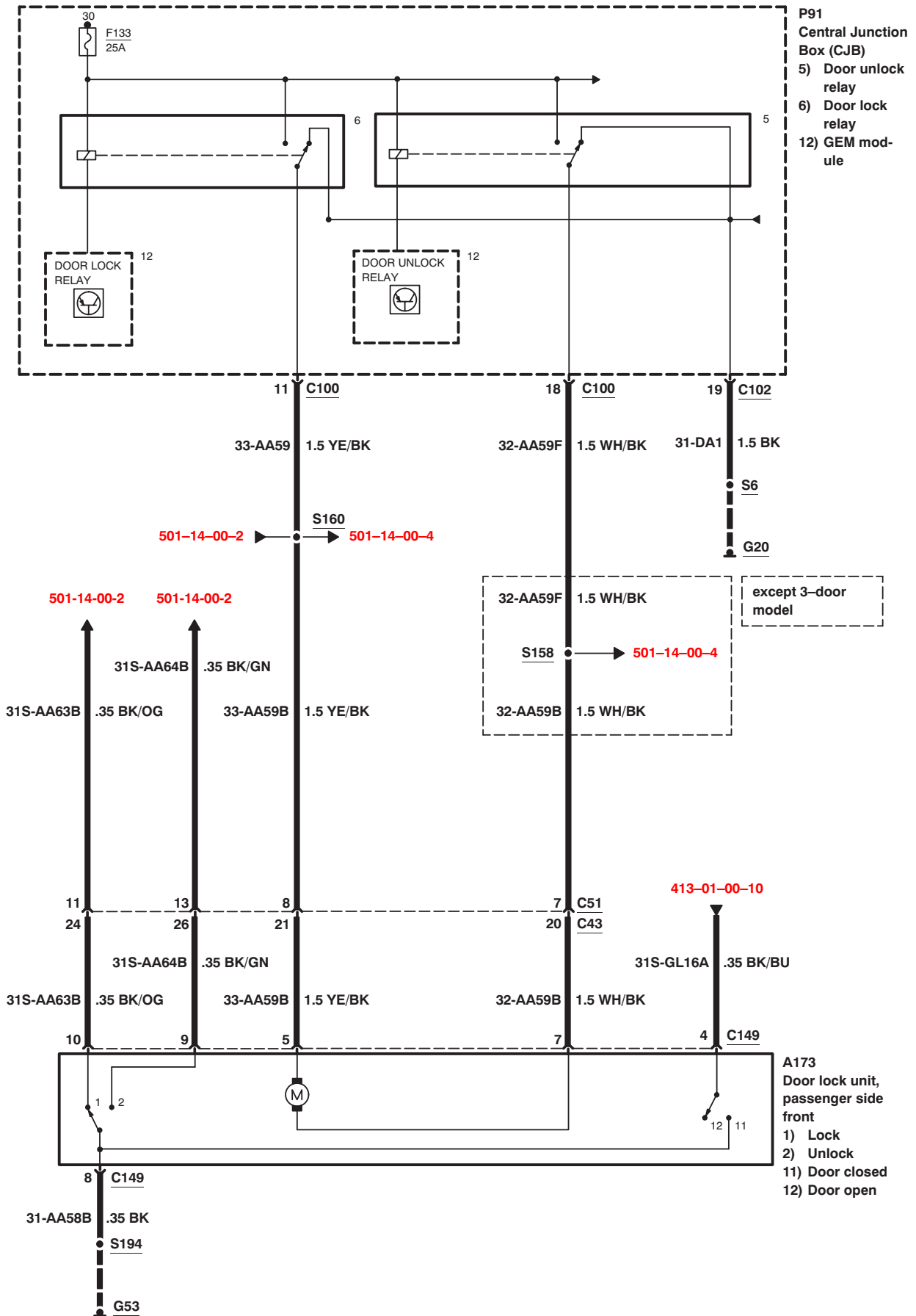
Instrument Panel and Console – except convertible as of 12/2007



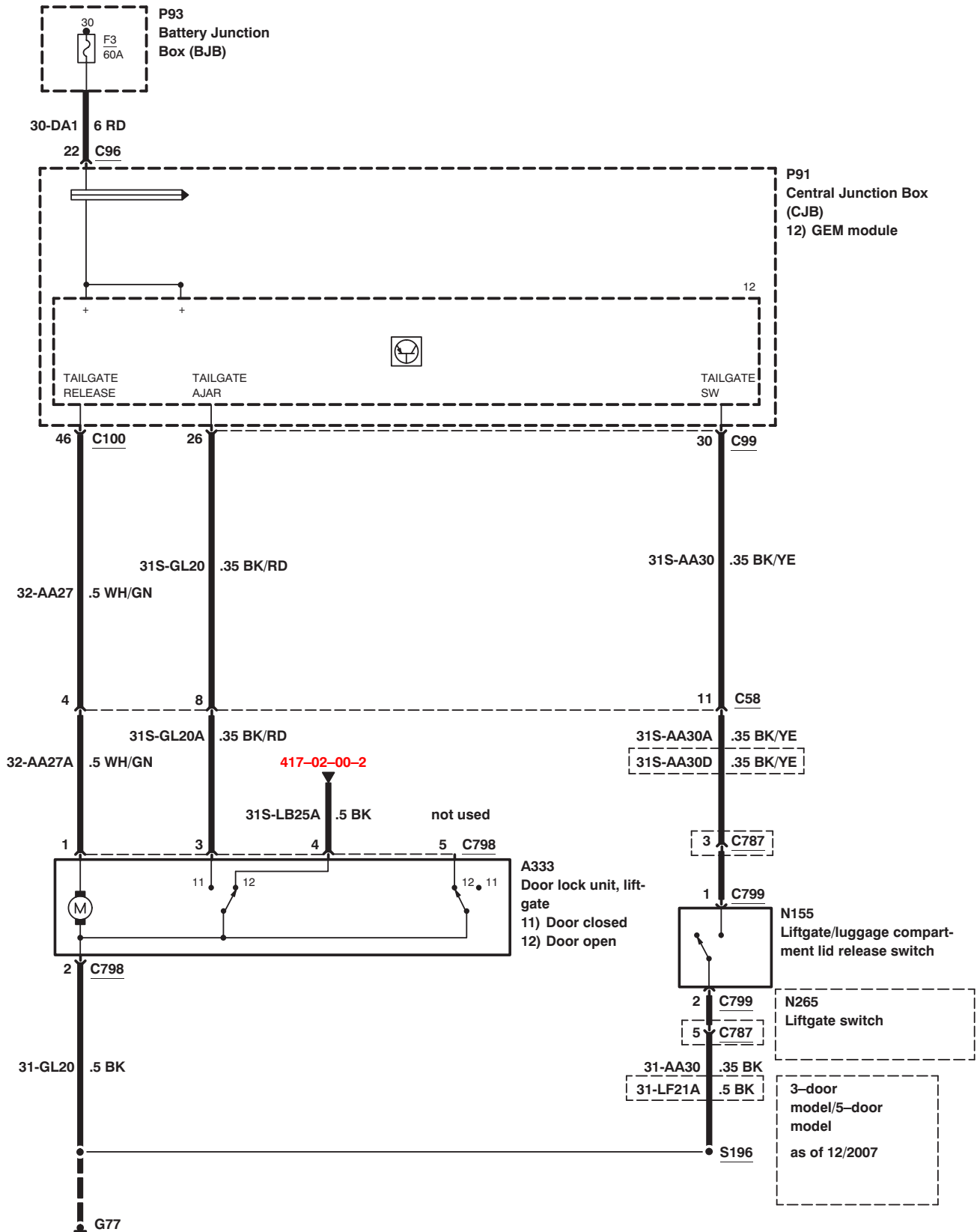
Handles, Locks, Latches and Entry Systems – except convertible, LHD, with central locking, without global closing



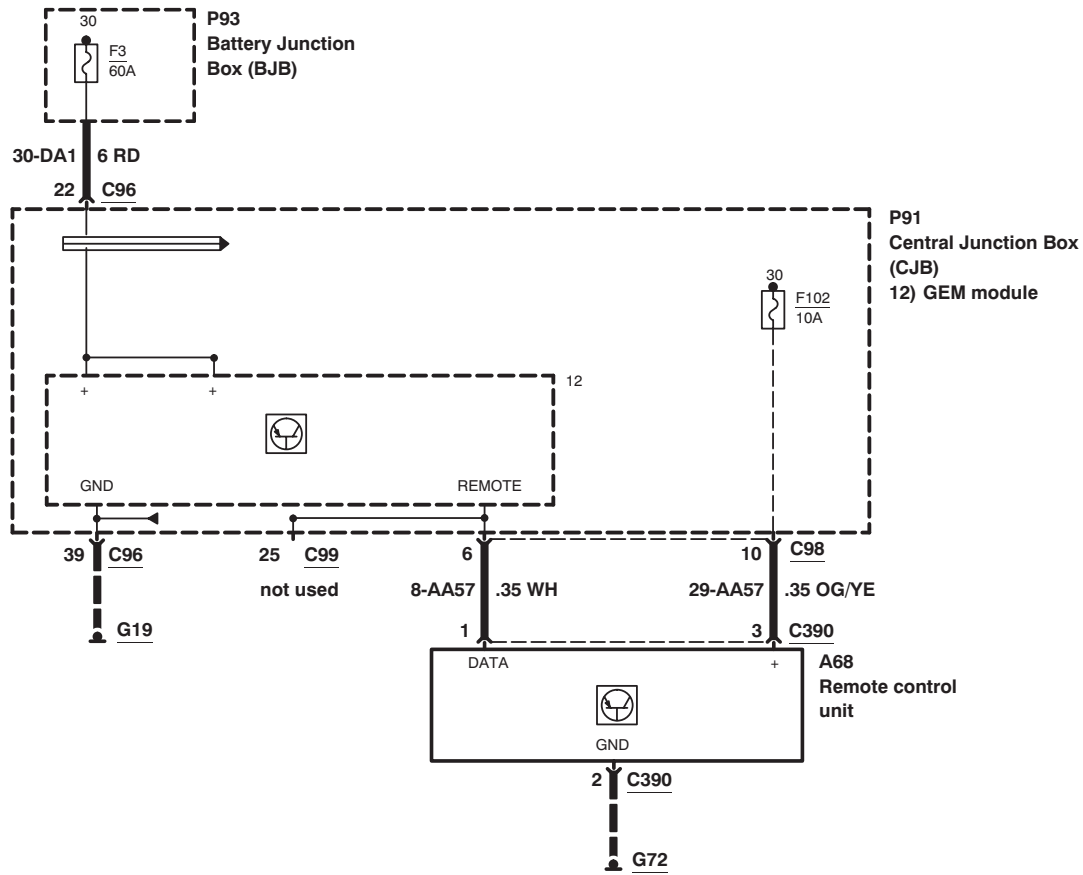
Handles, Locks, Latches and Entry Systems – except convertible, LHD, with central locking, without global closing



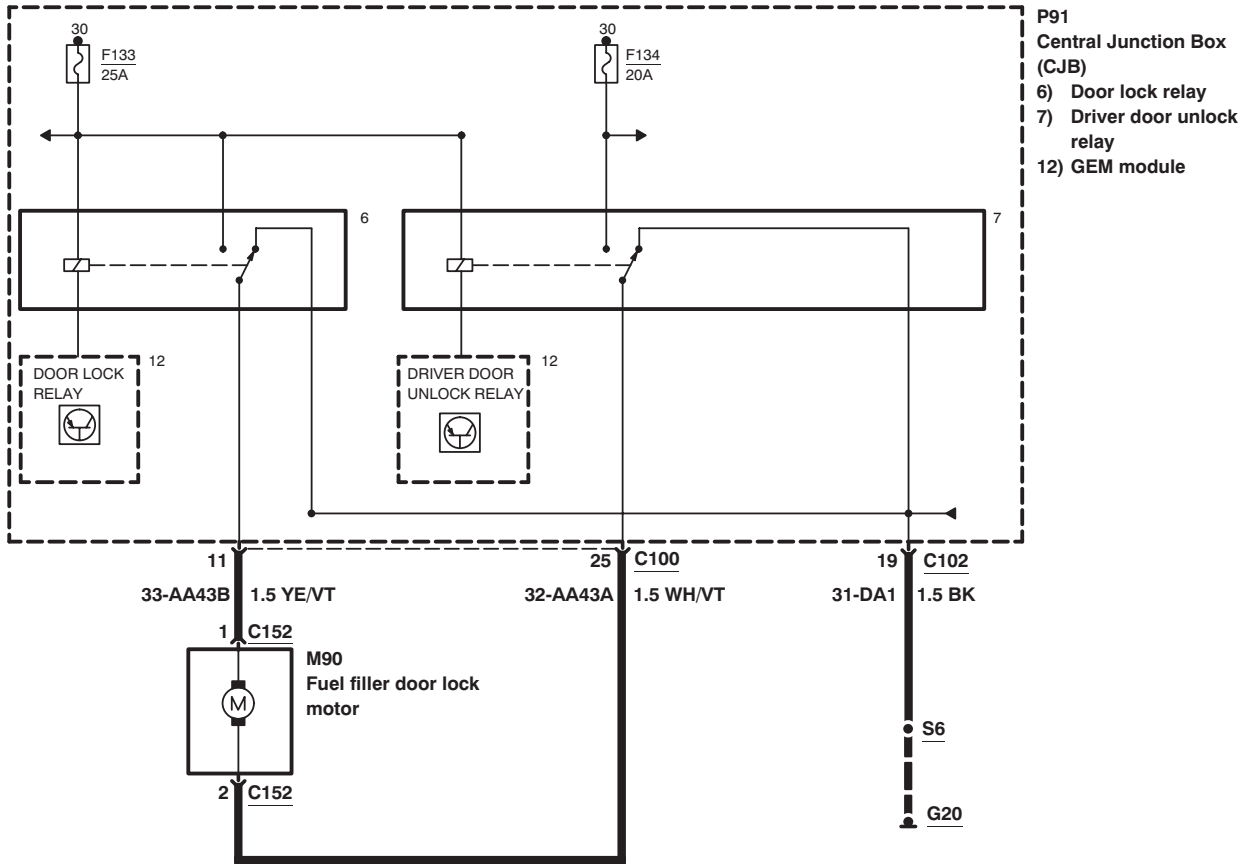
Handles, Locks, Latches and Entry Systems – except convertible, LHD, with central locking, without global closing



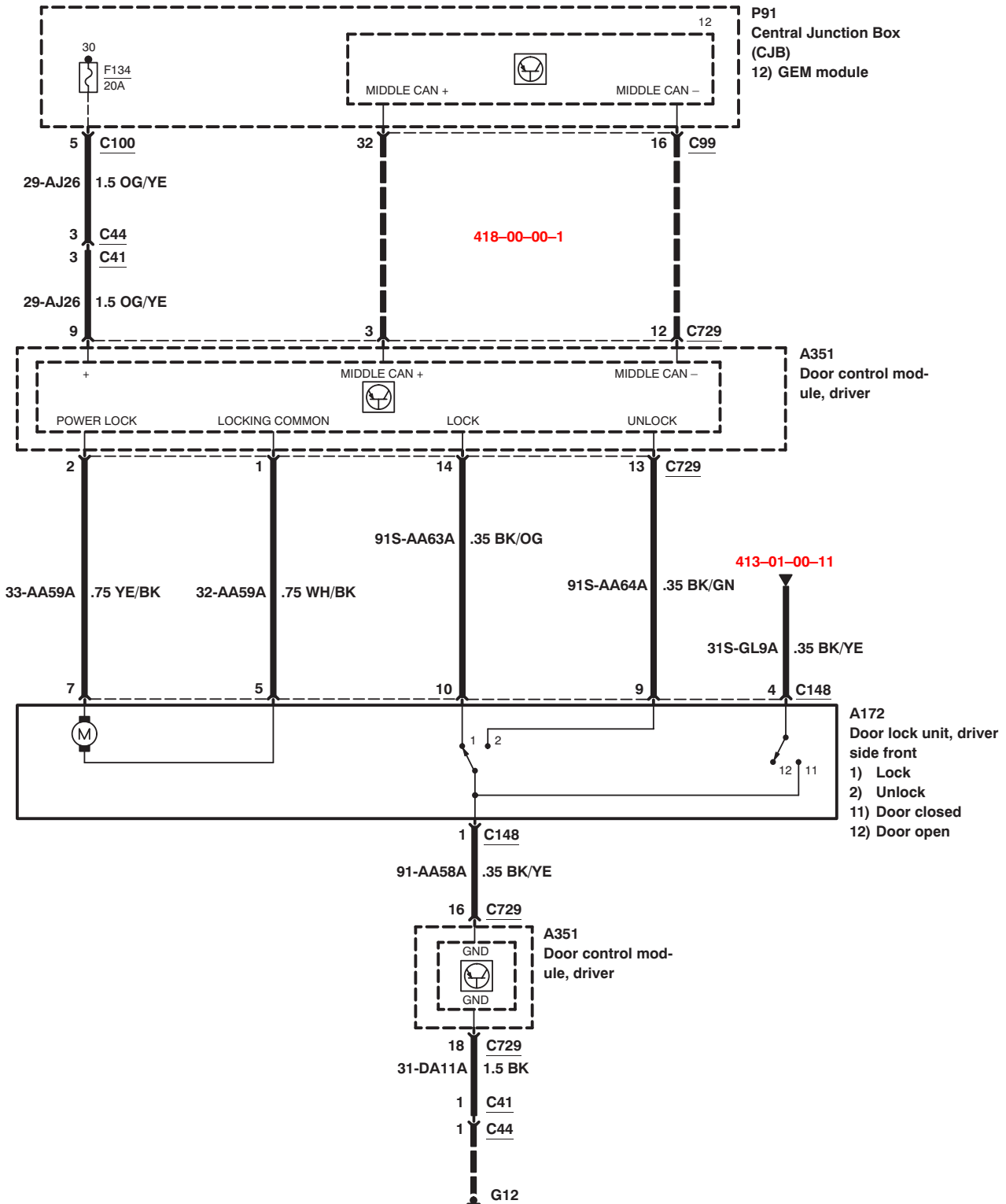
Handles, Locks, Latches and Entry Systems – except convertible, LHD, with central locking, with global closing



Handles, Locks, Latches and Entry Systems – except convertible, LHD, with central locking, with global closing

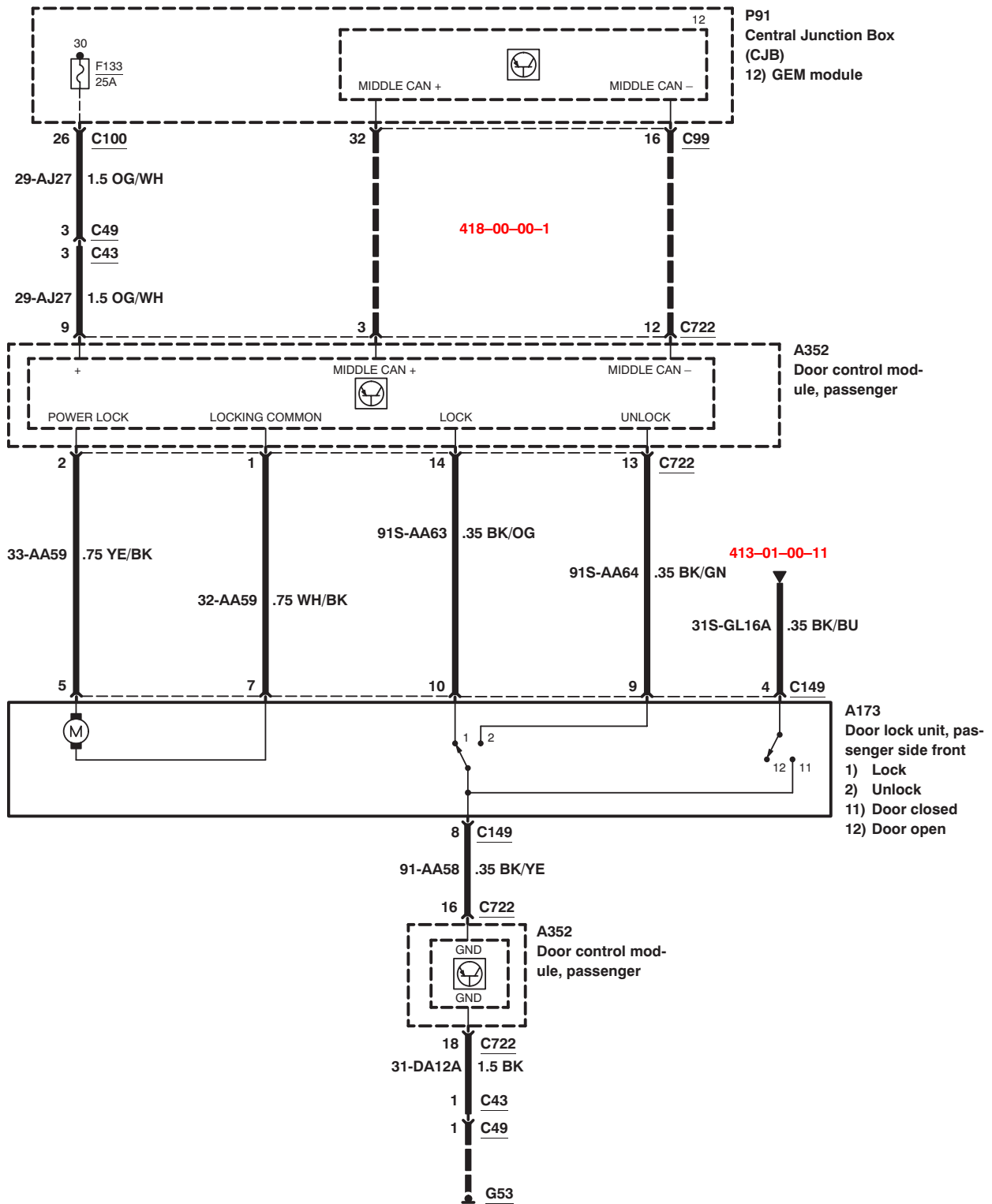


Handles, Locks, Latches and Entry Systems – except convertible, LHD, with central locking, with global closing

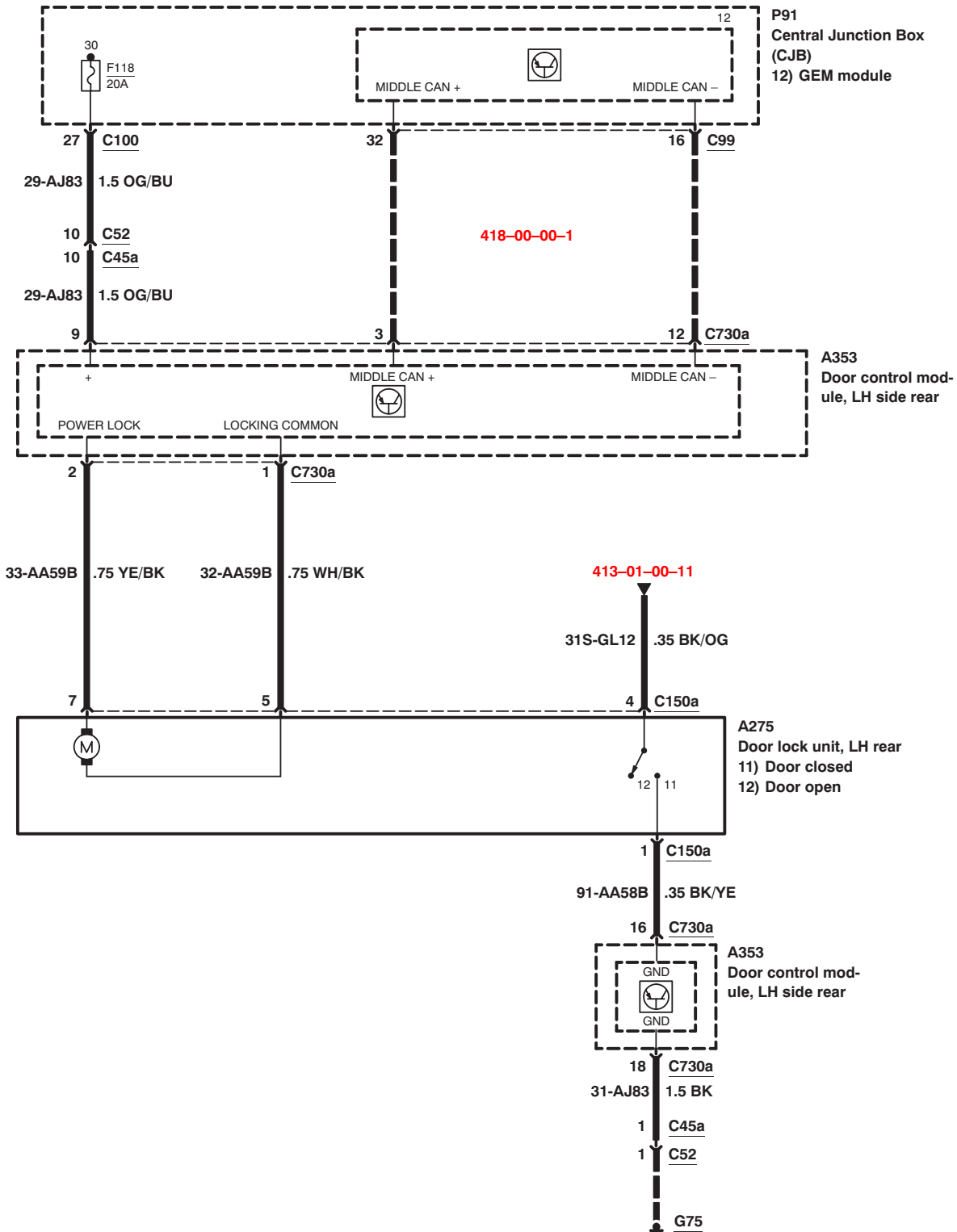


10/2007
501-14-00-9
2007.5
Focus

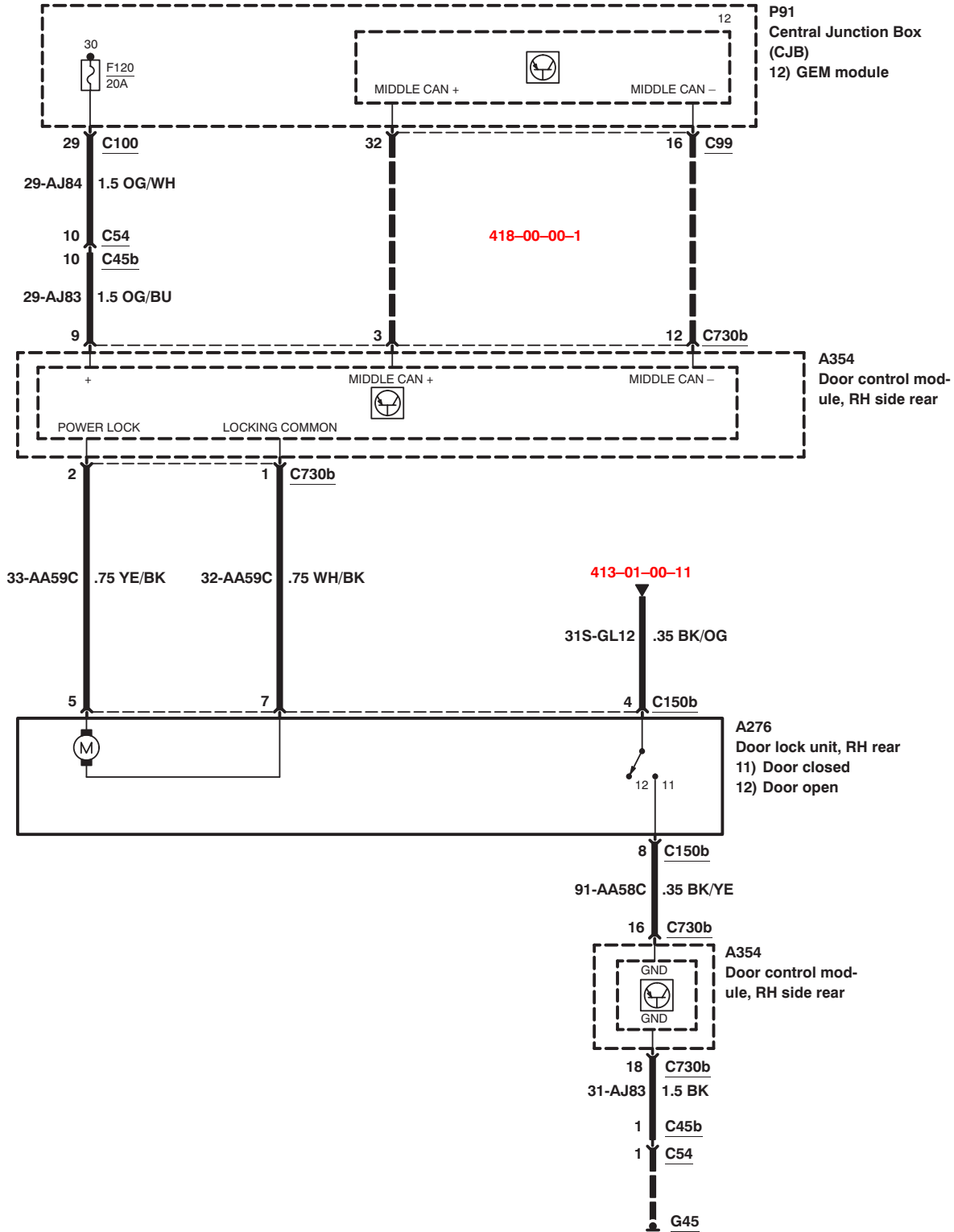
Handles, Locks, Latches and Entry Systems – except convertible, LHD, with central locking, with global closing



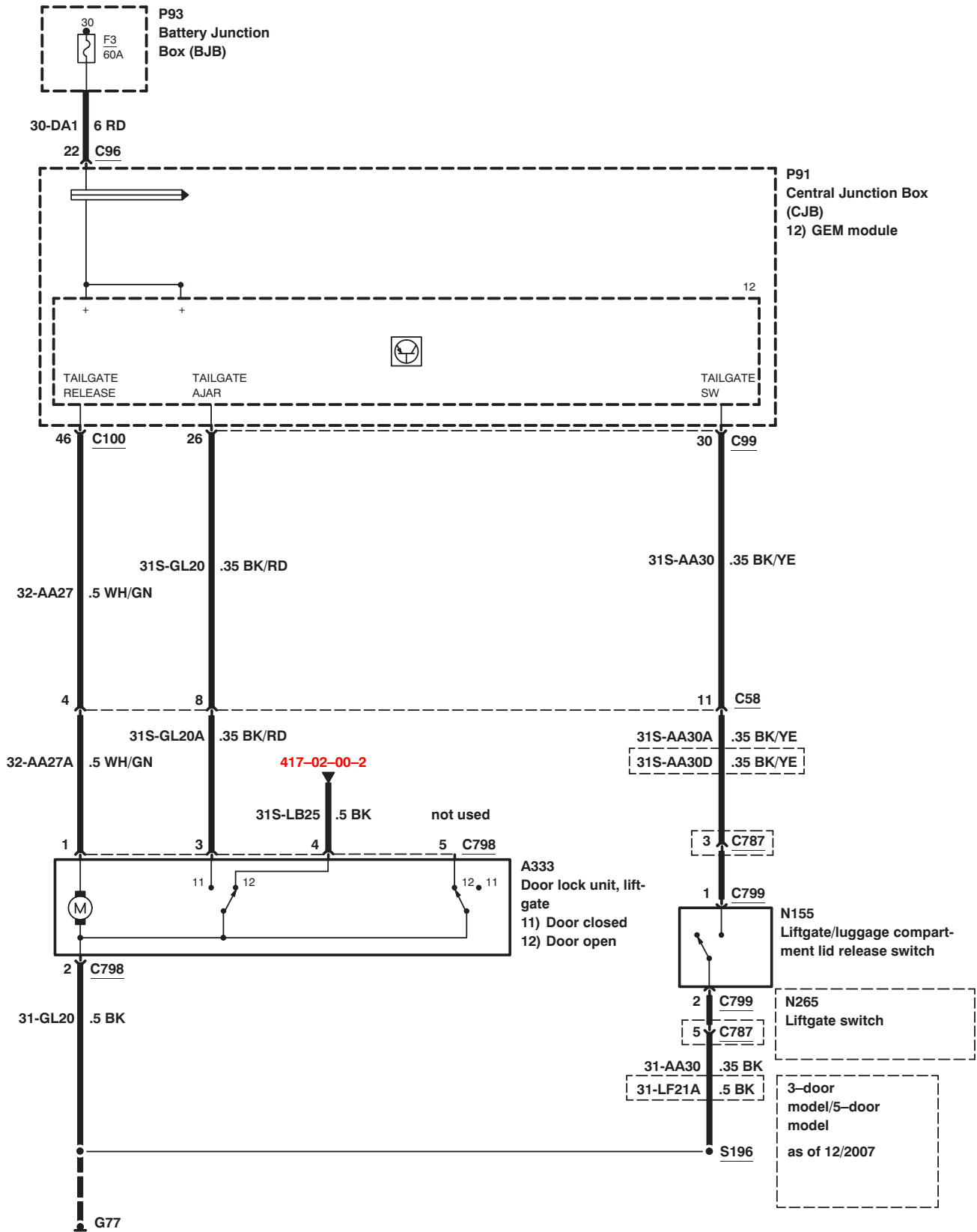
Handles, Locks, Latches and Entry Systems – except convertible, LHD, with central locking, with global closing



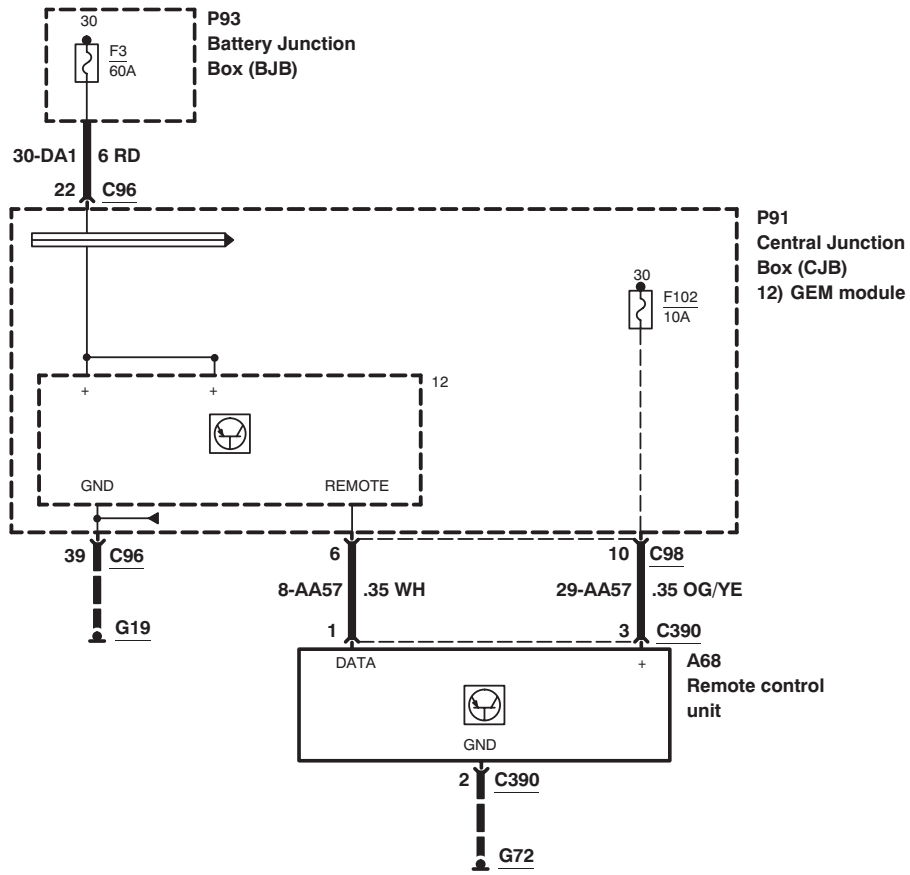
Handles, Locks, Latches and Entry Systems – except convertible, LHD, with central locking, with global closing



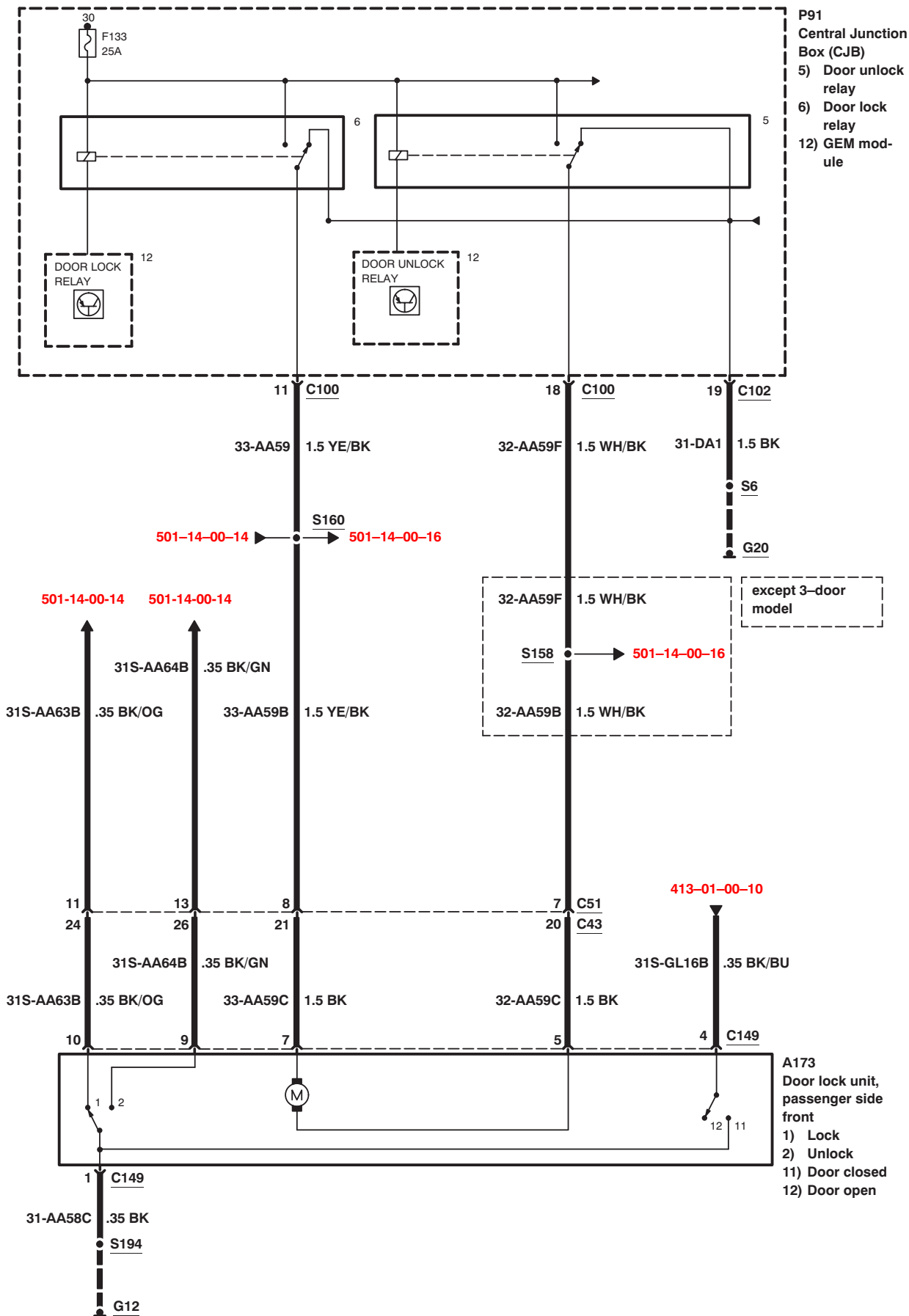
Handles, Locks, Latches and Entry Systems – except convertible, LHD, with central locking, with global closing



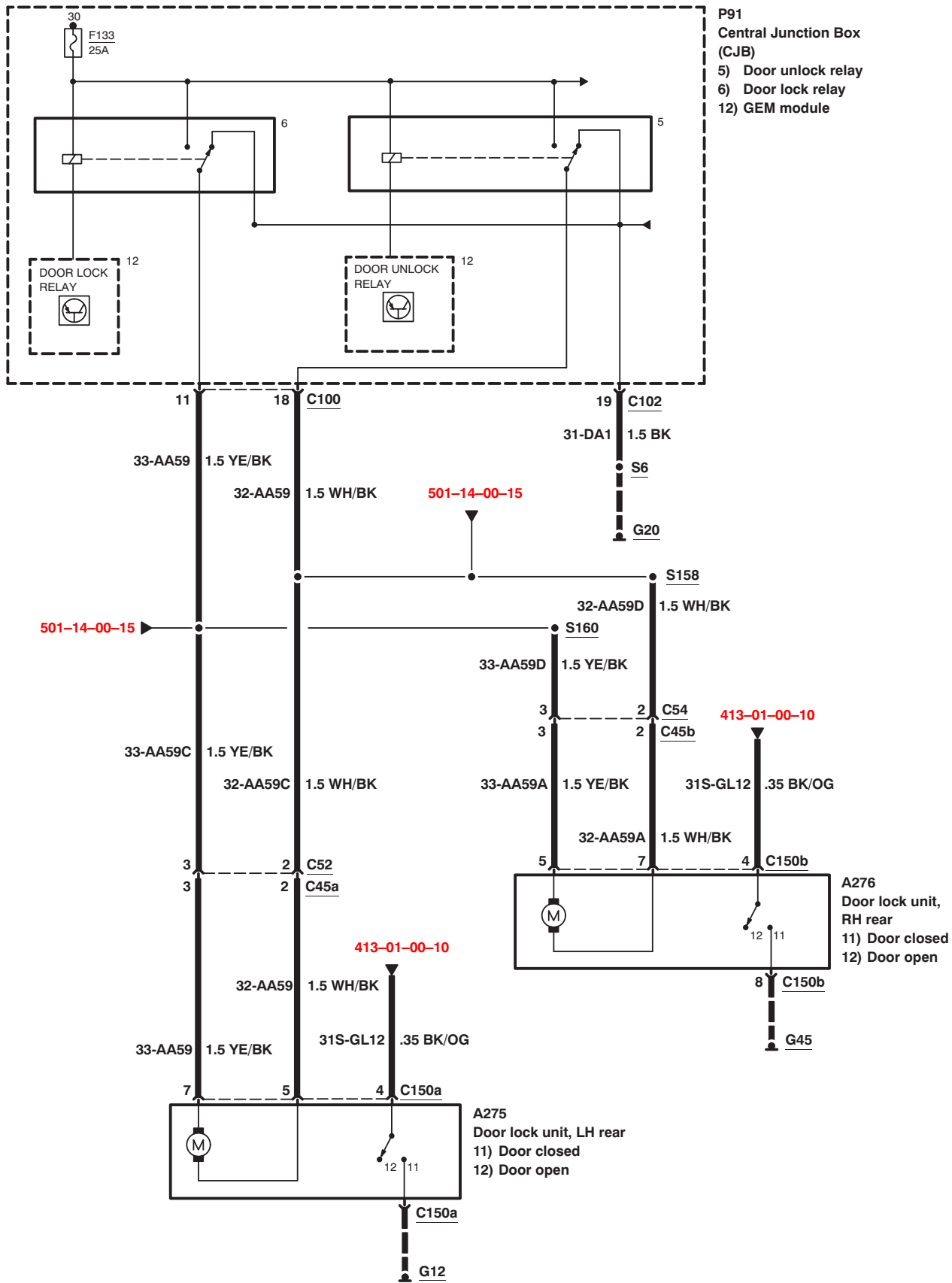
Handles, Locks, Latches and Entry Systems – except convertible, RHD, with central locking, without global closing



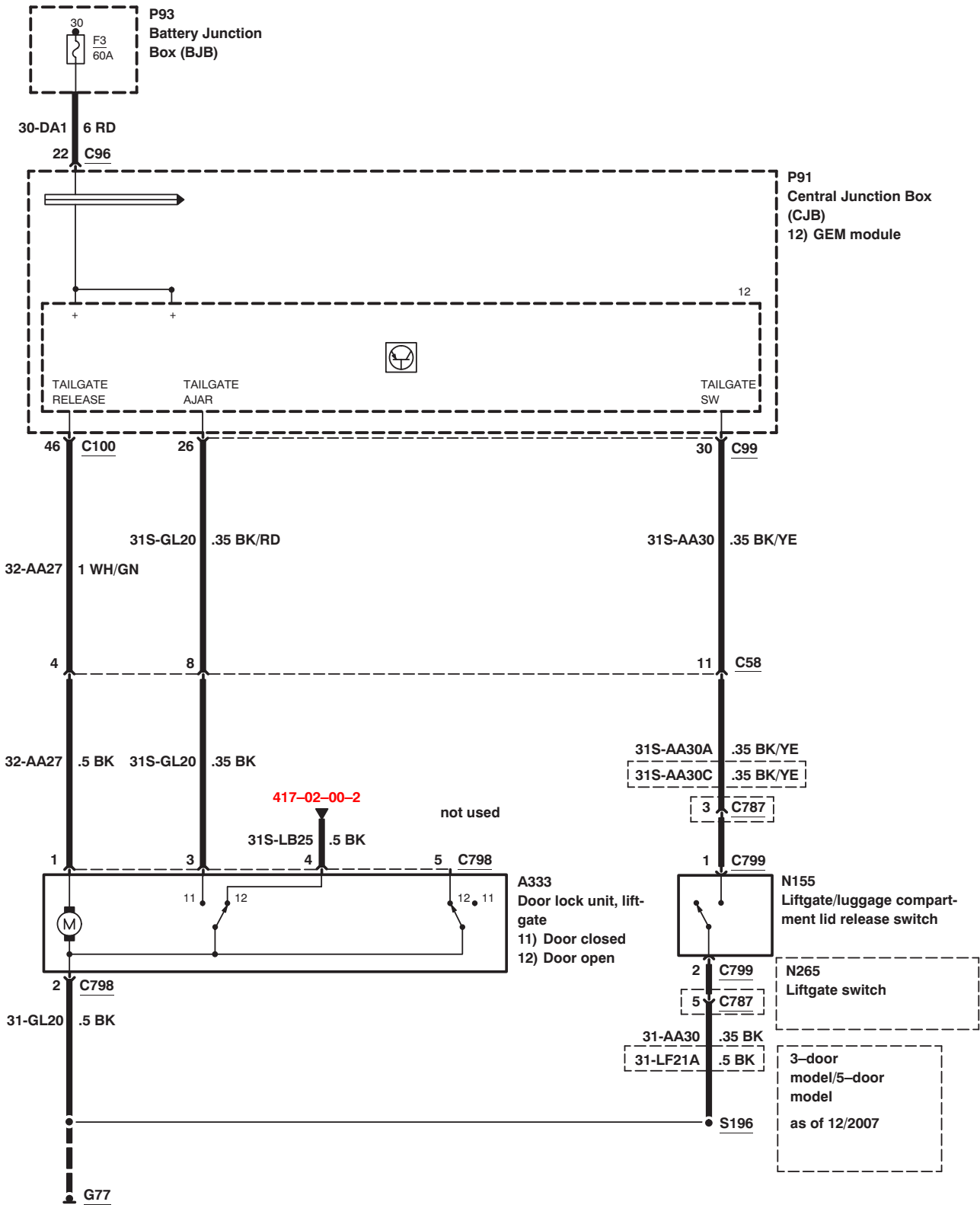
Handles, Locks, Latches and Entry Systems – except convertible, RHD, with central locking, without global closing



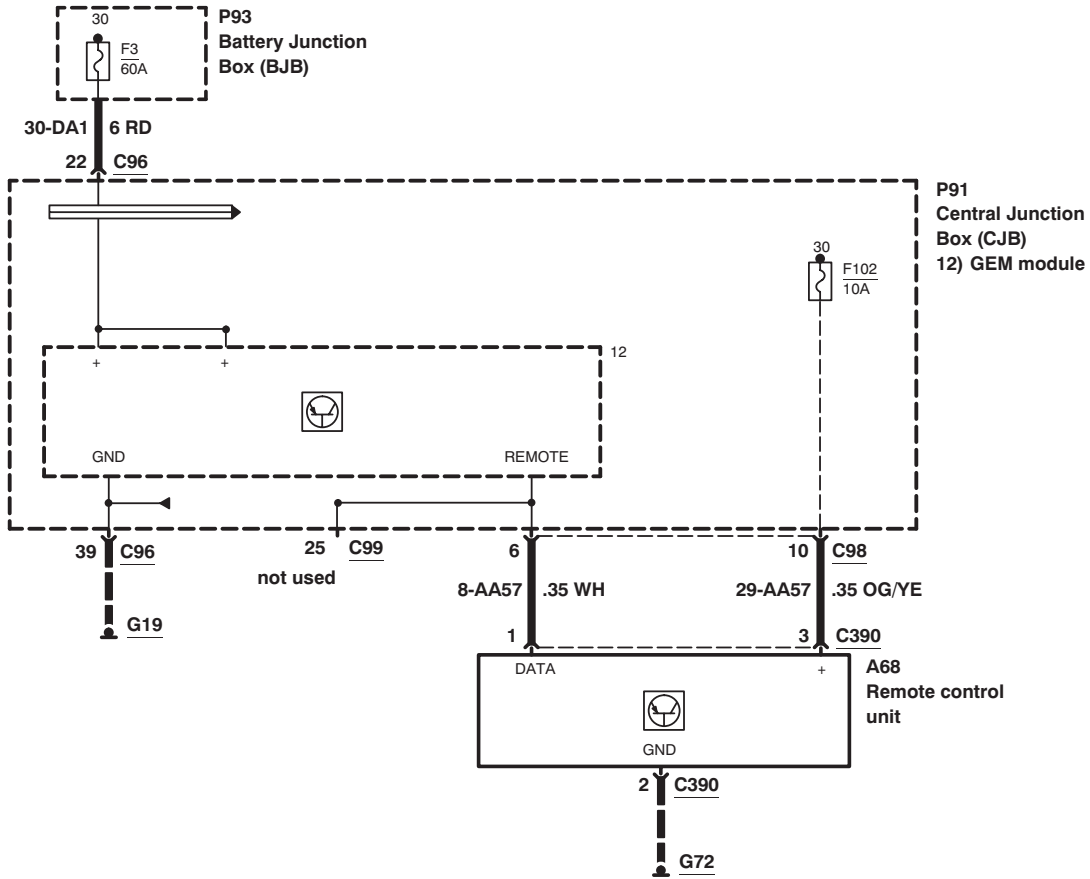
Handles, Locks, Latches and Entry Systems – except convertible, RHD, with central locking, without global closing



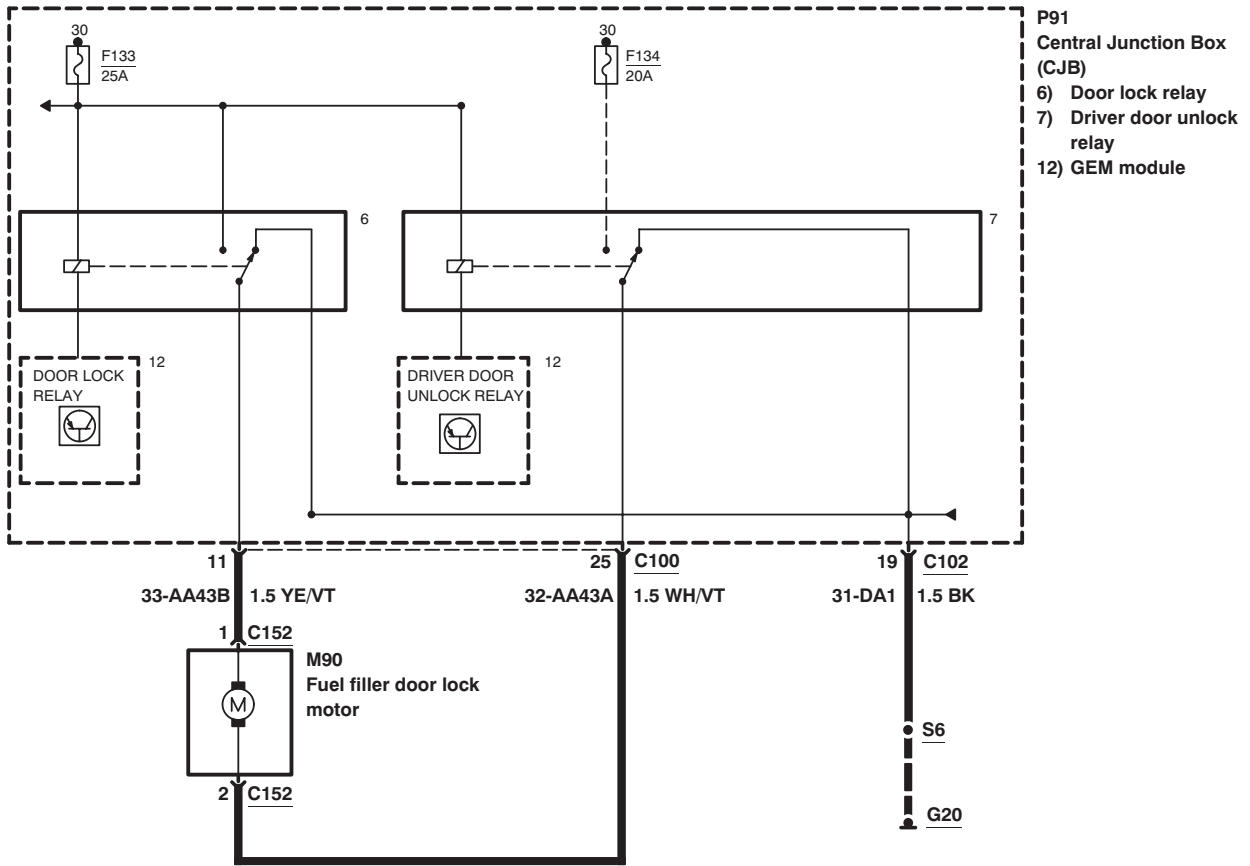
Handles, Locks, Latches and Entry Systems – except convertible, RHD, with central locking, without global closing



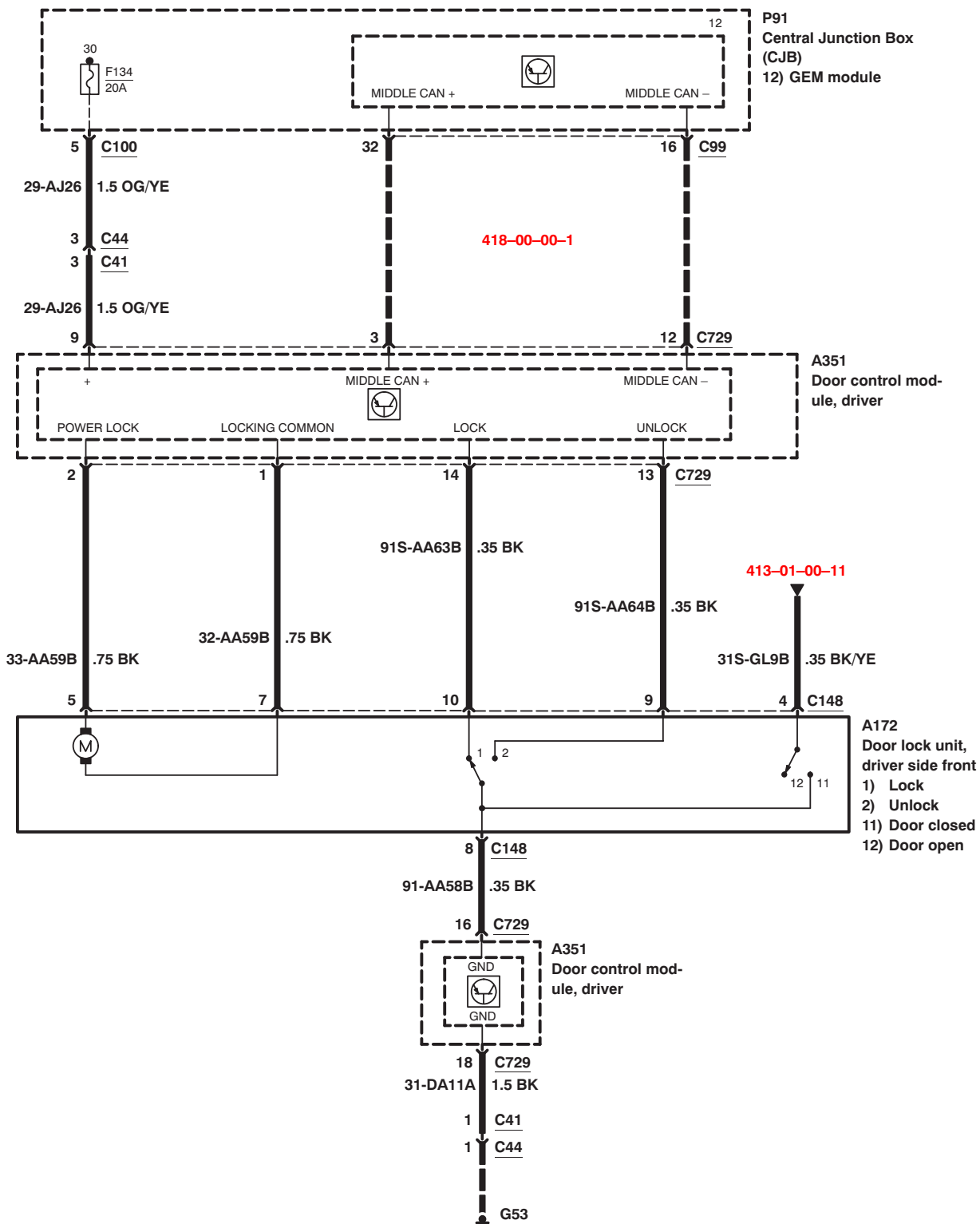
Handles, Locks, Latches and Entry Systems – except convertible, RHD, with central locking, with global closing



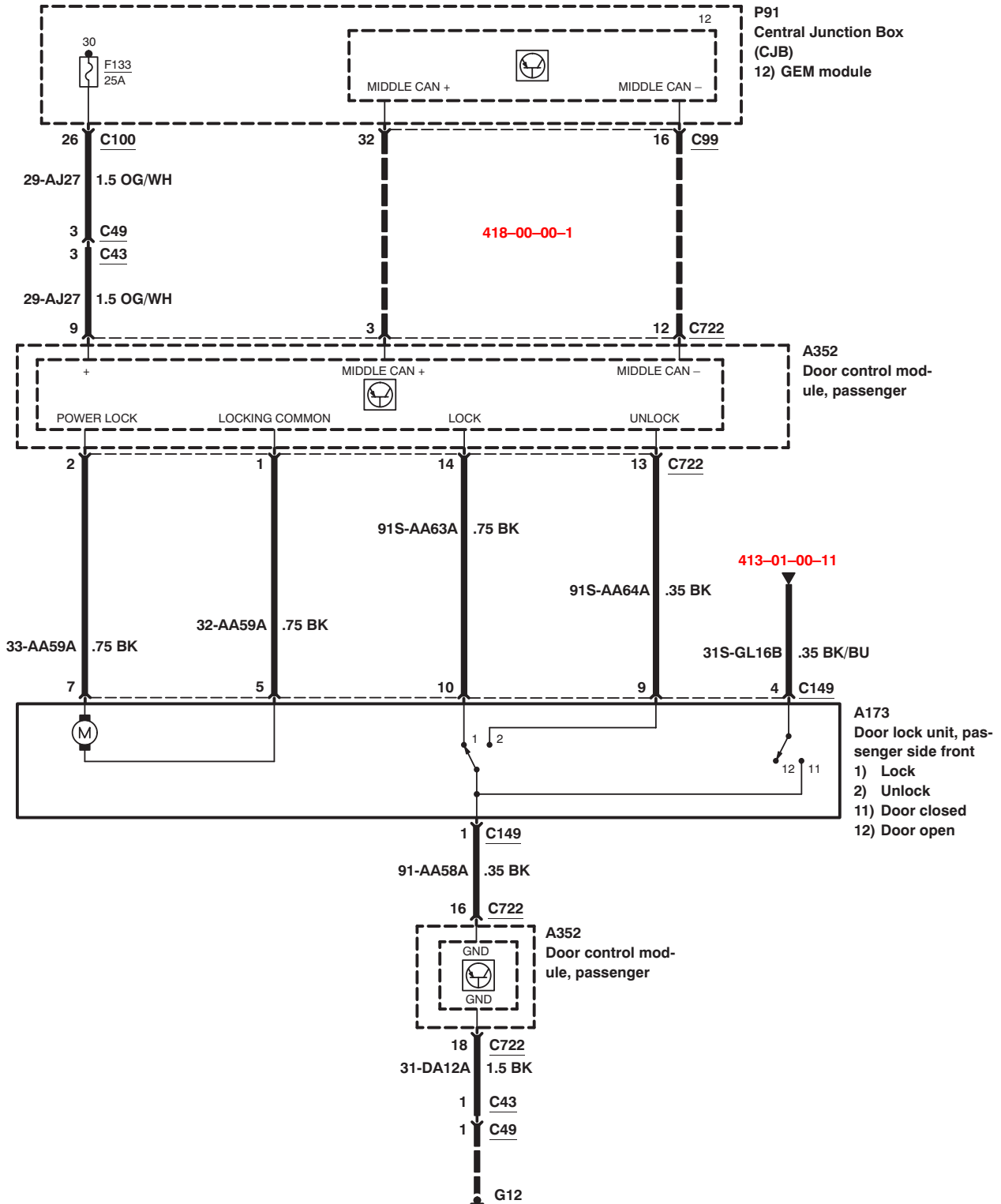
Handles, Locks, Latches and Entry Systems – except convertible, RHD, with central locking, with global closing



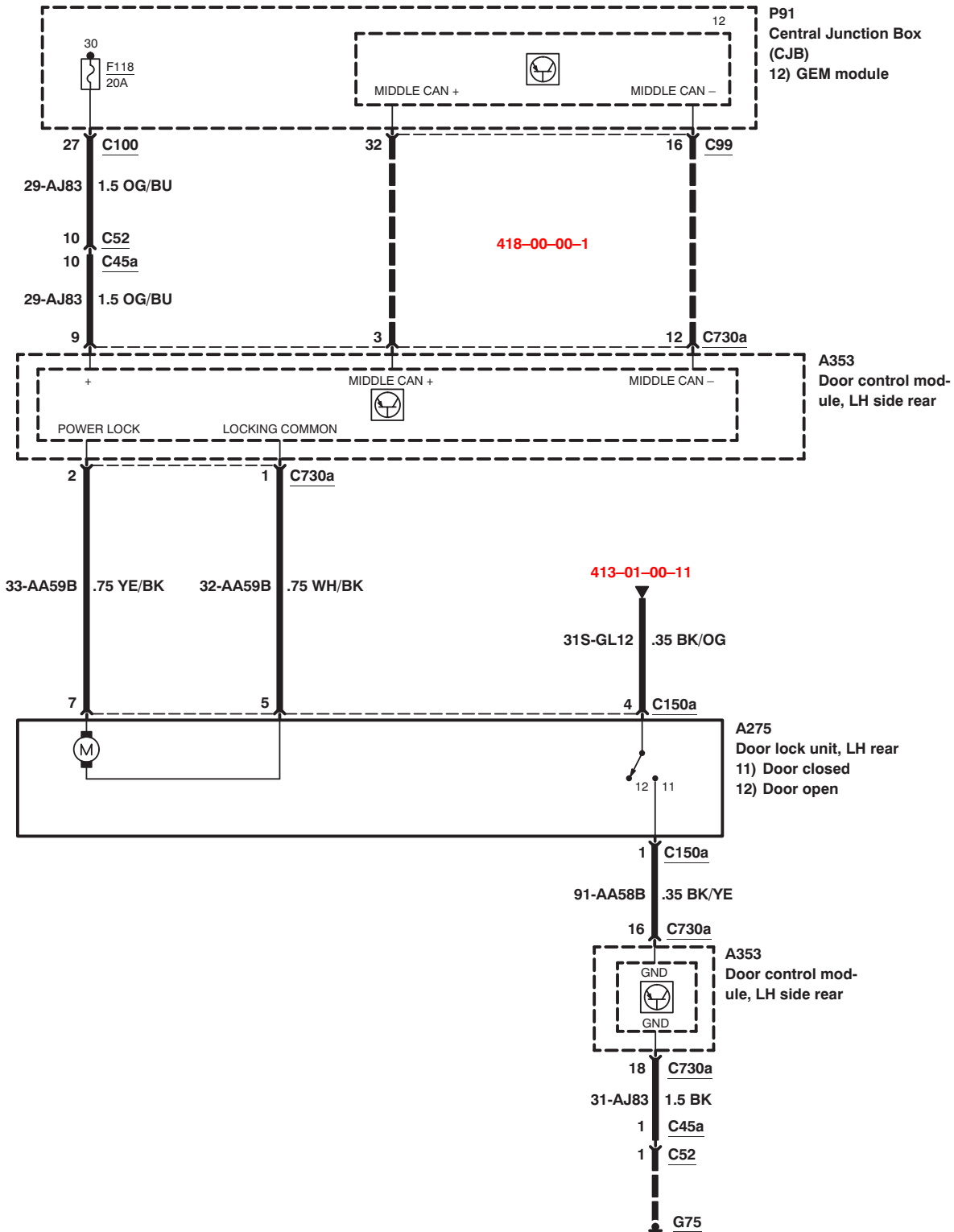
Handles, Locks, Latches and Entry Systems – except convertible, RHD, with central locking, with global closing



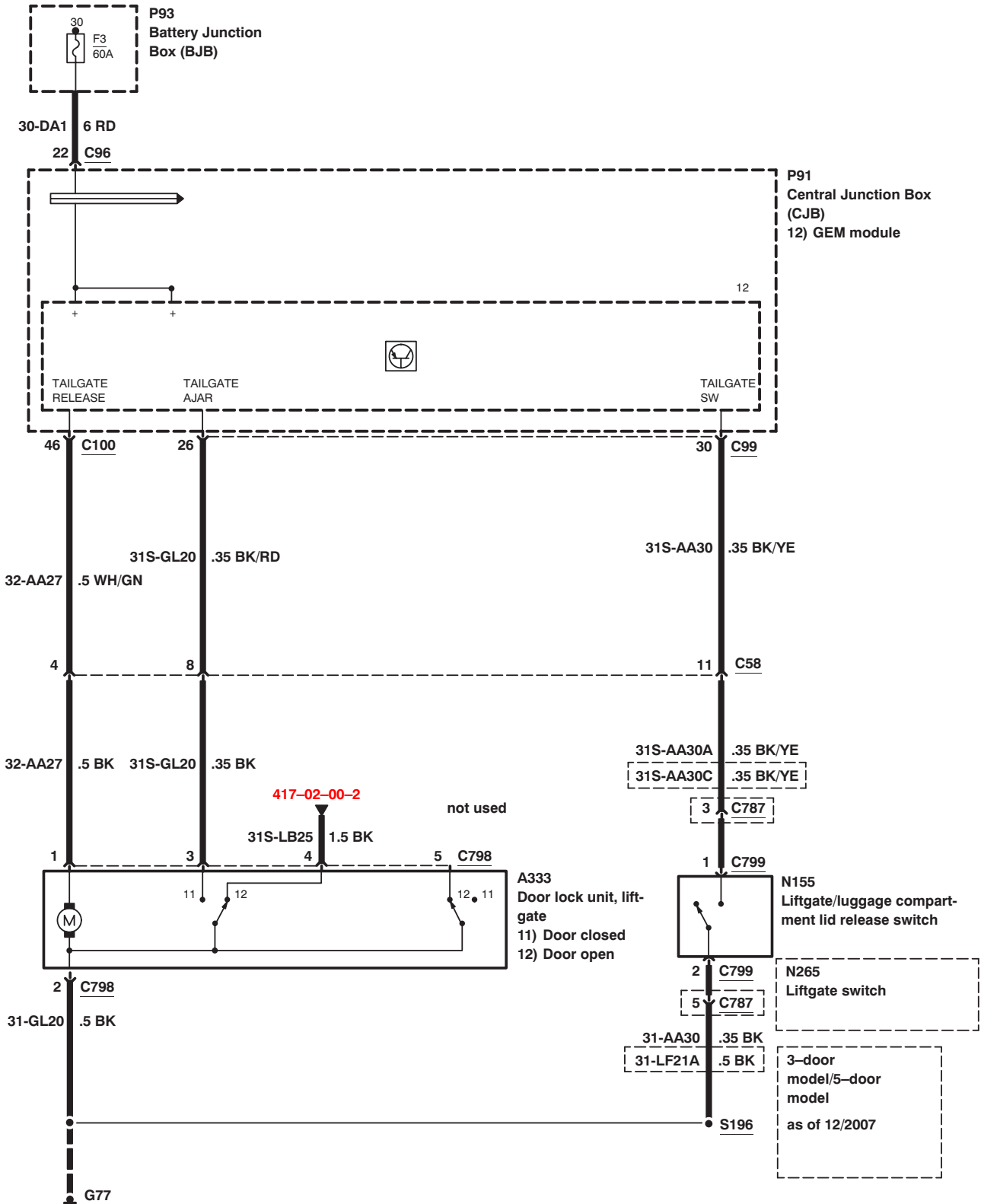
Handles, Locks, Latches and Entry Systems – except convertible, RHD, with central locking, with global closing



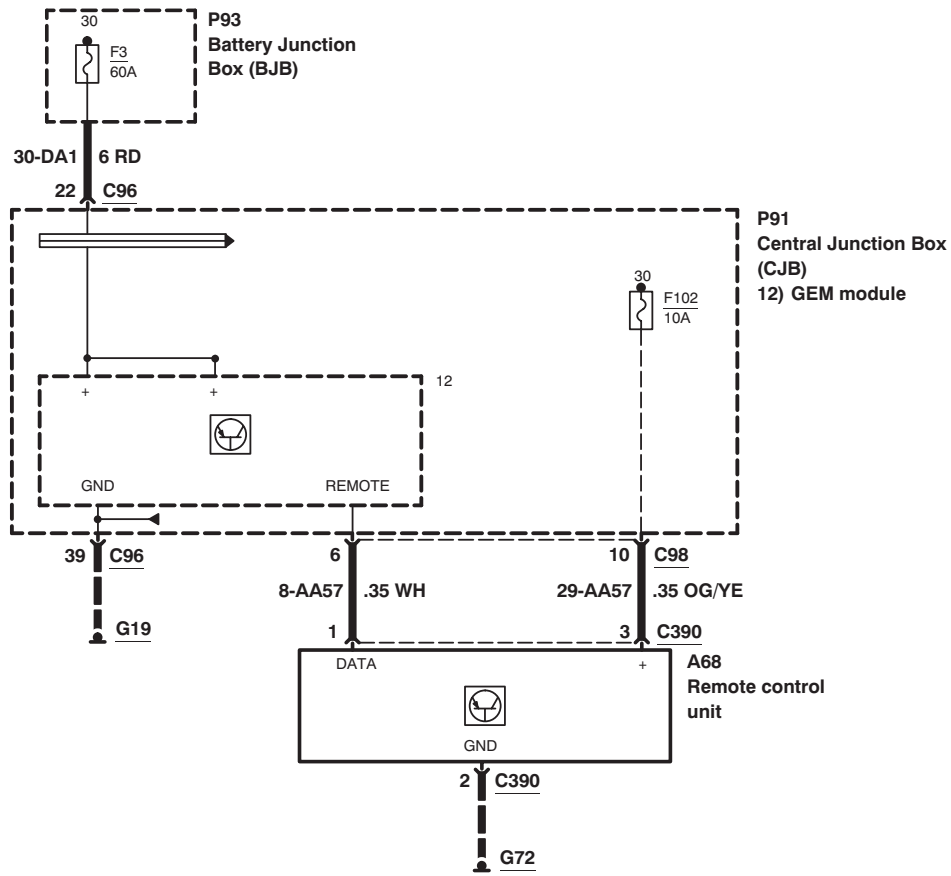
Handles, Locks, Latches and Entry Systems – except convertible, RHD, with central locking, with global closing



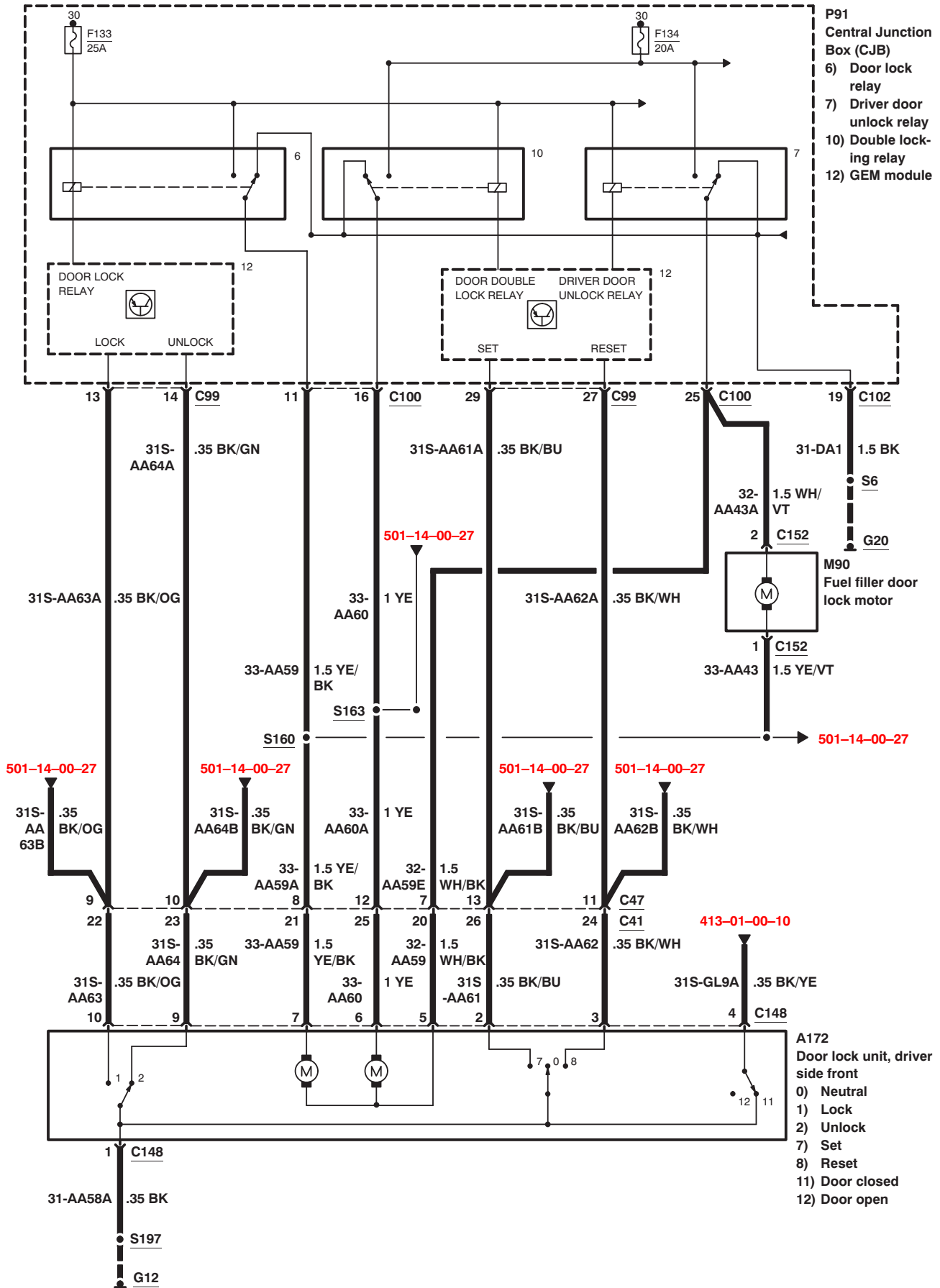
Handles, Locks, Latches and Entry Systems – except convertible, RHD, with central locking, with global closing



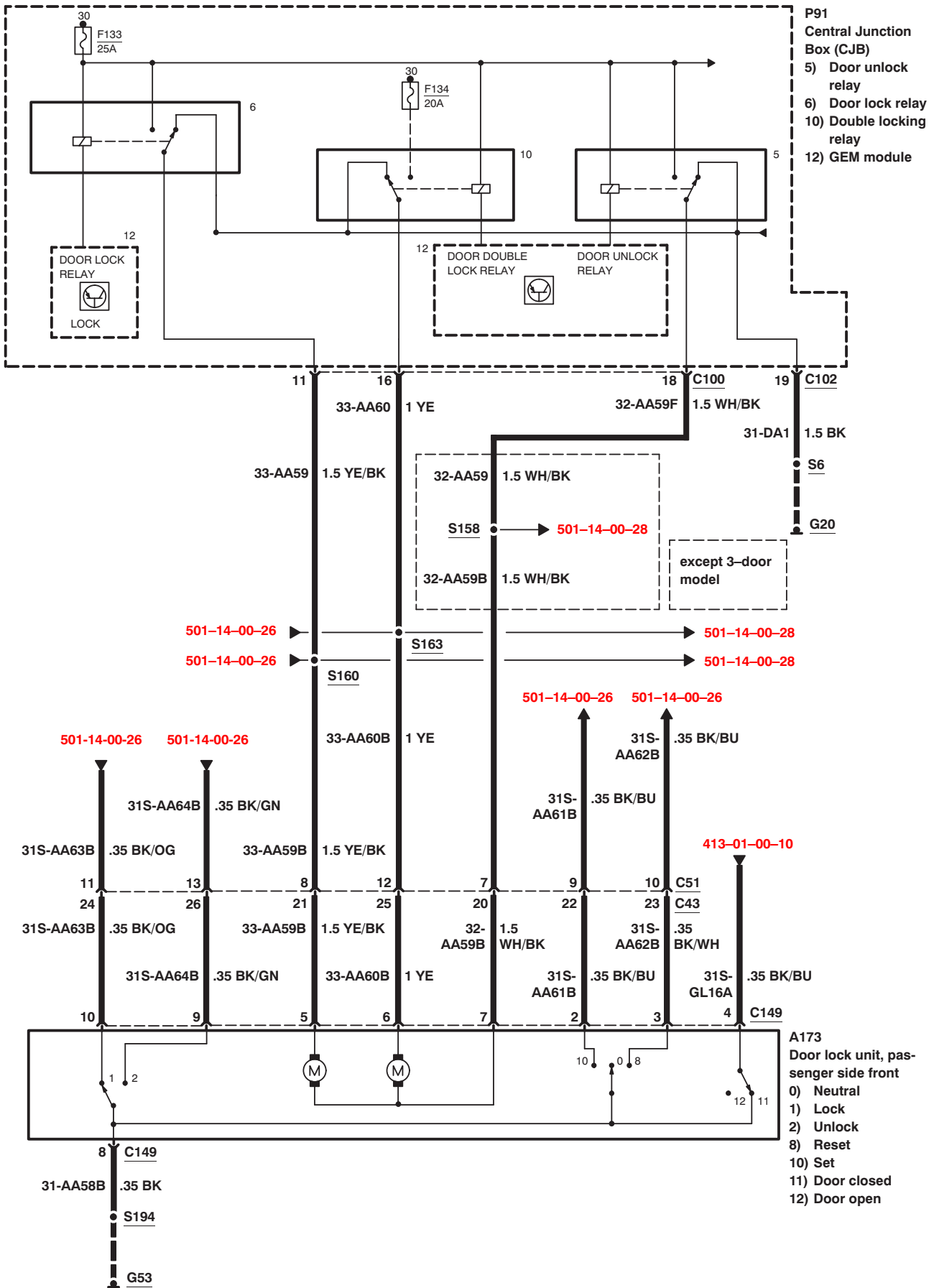
Handles, Locks, Latches and Entry Systems – except convertible, LHD, with double locking, without global closing



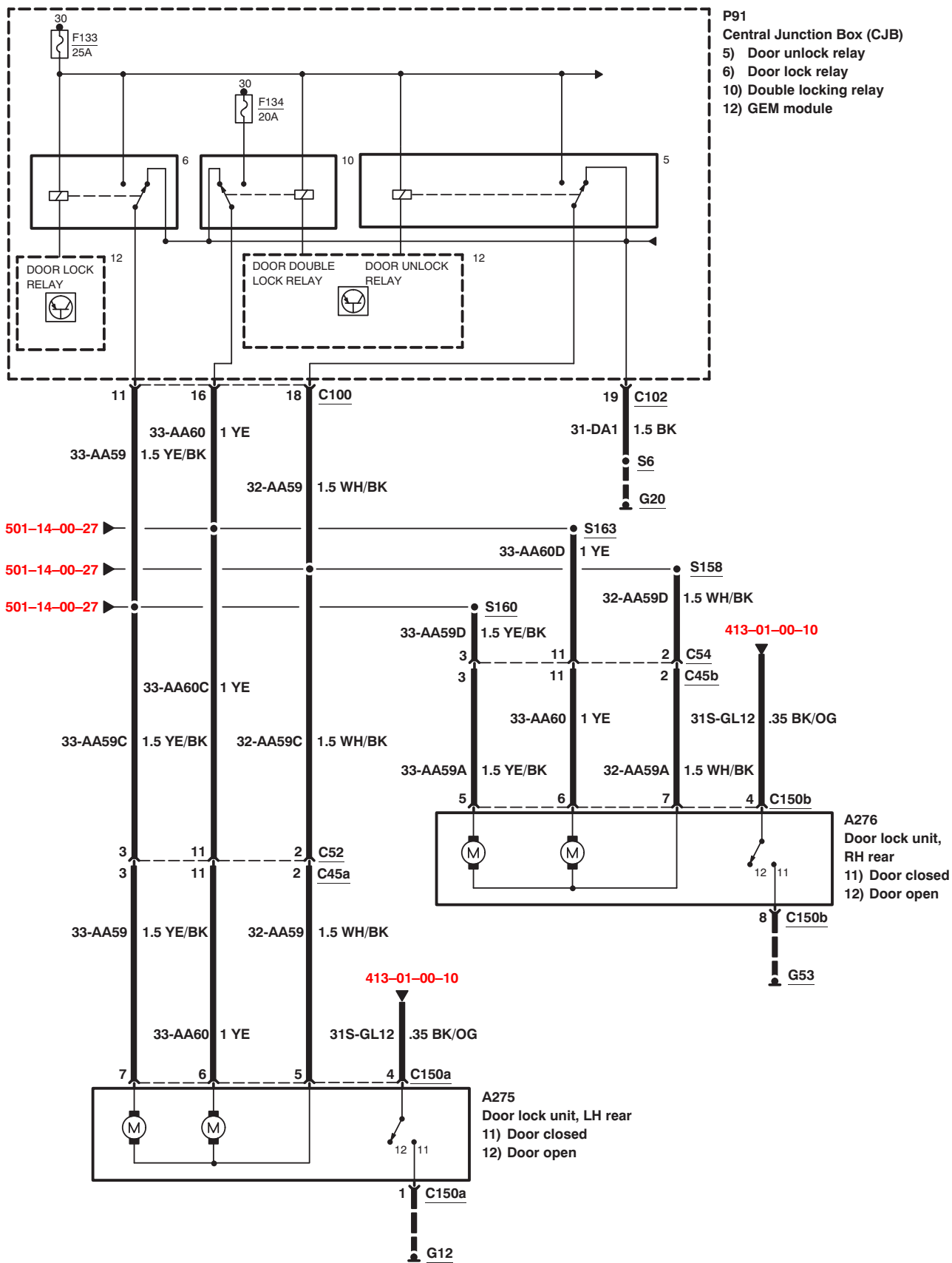
Handles, Locks, Latches and Entry Systems – except convertible, LHD, with double locking, without global closing



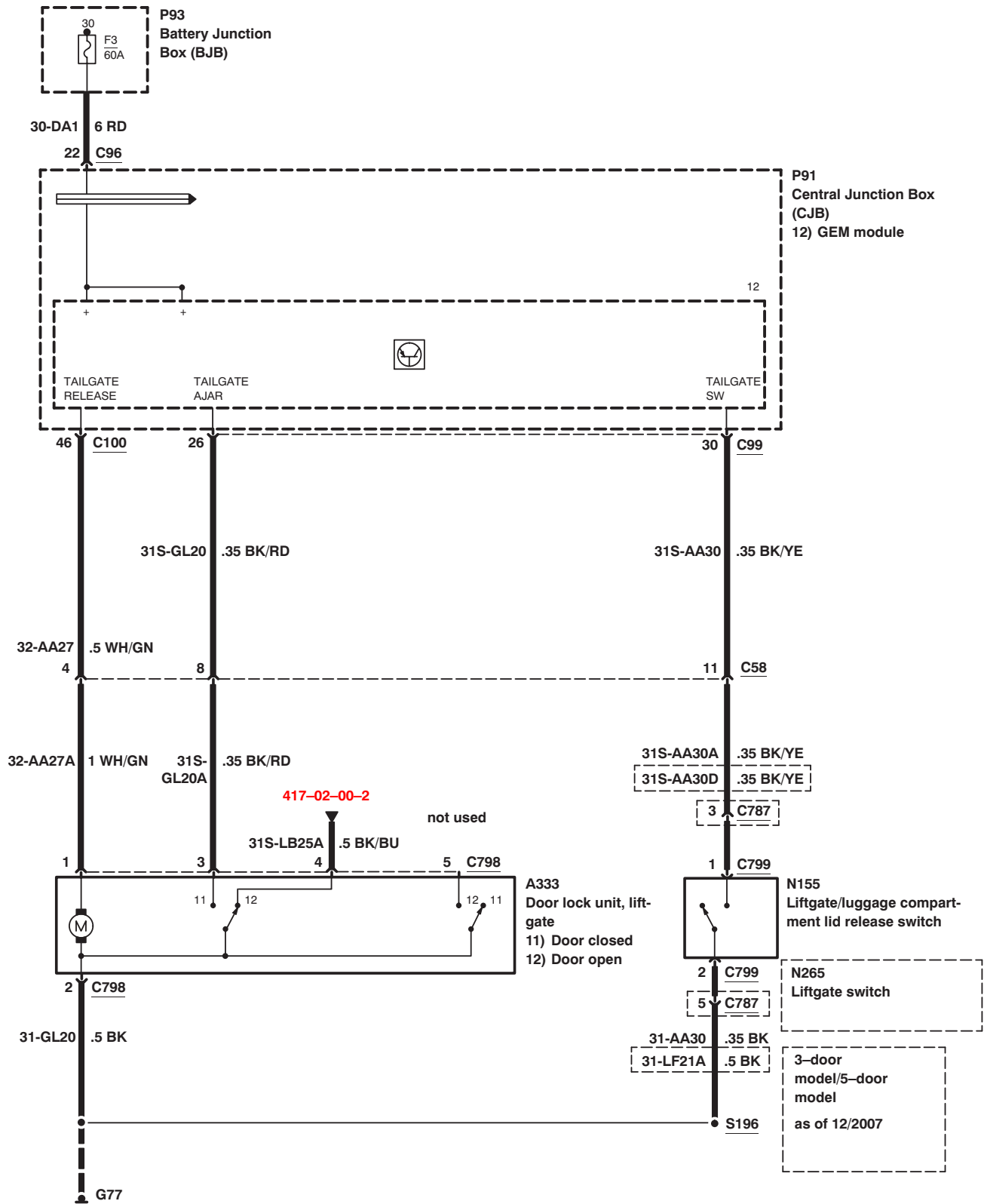
Handles, Locks, Latches and Entry Systems – except convertible, LHD, with double locking, without global closing



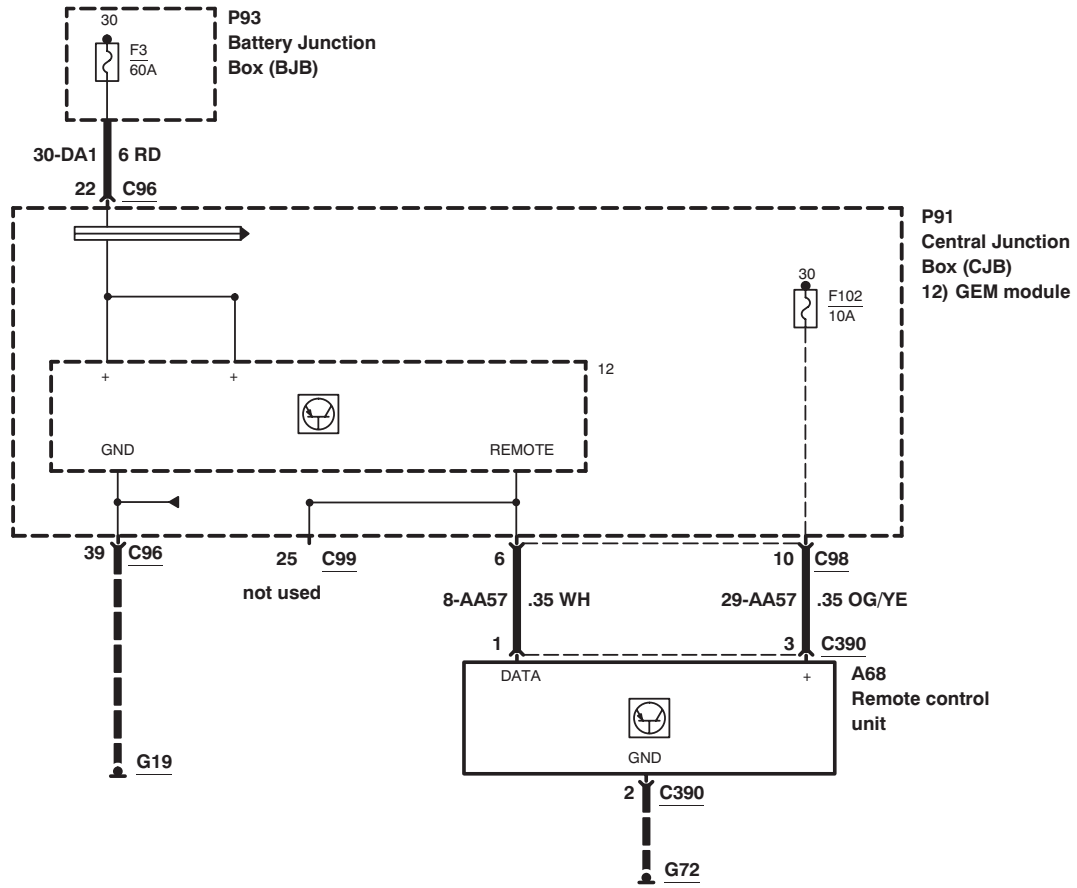
Handles, Locks, Latches and Entry Systems – except convertible, LHD, with double locking, without global closing



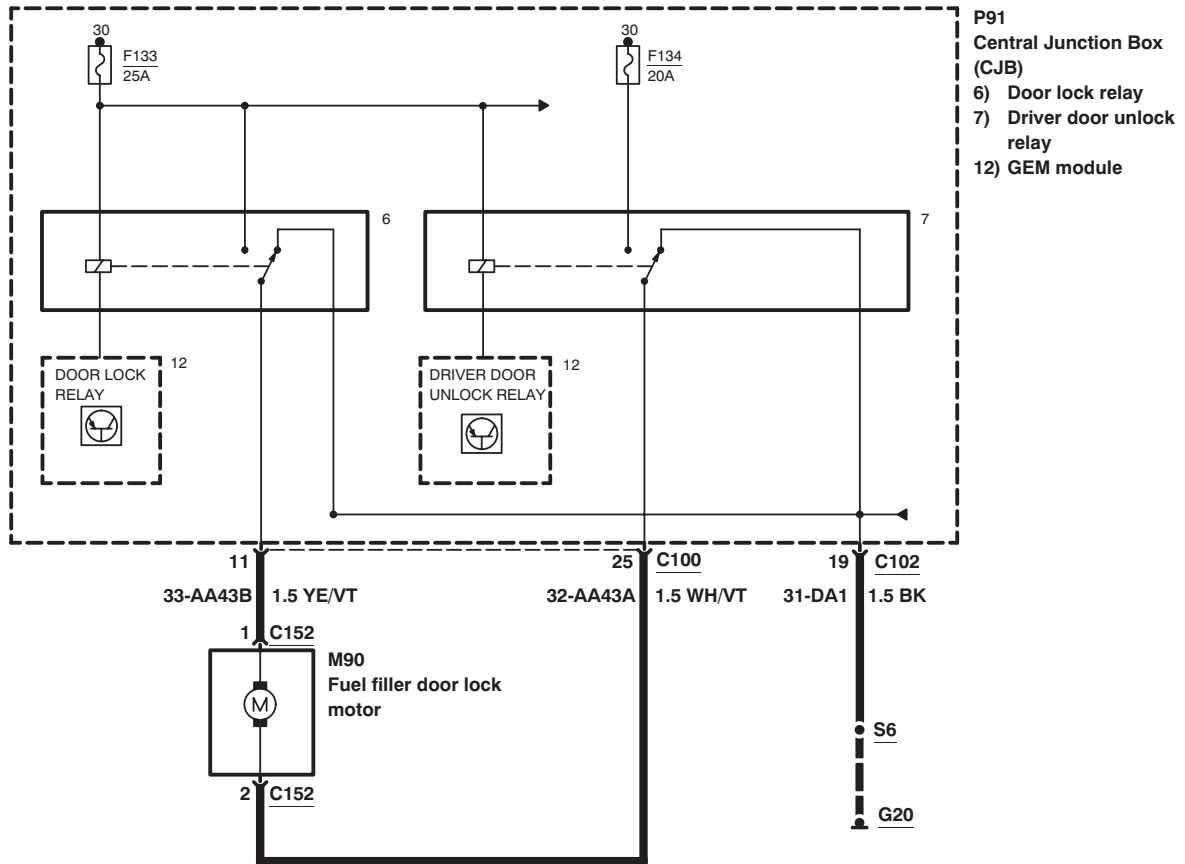
Handles, Locks, Latches and Entry Systems – except convertible, LHD, with double locking, without global closing



Handles, Locks, Latches and Entry Systems – except convertible, LHD, with double locking, with global closing

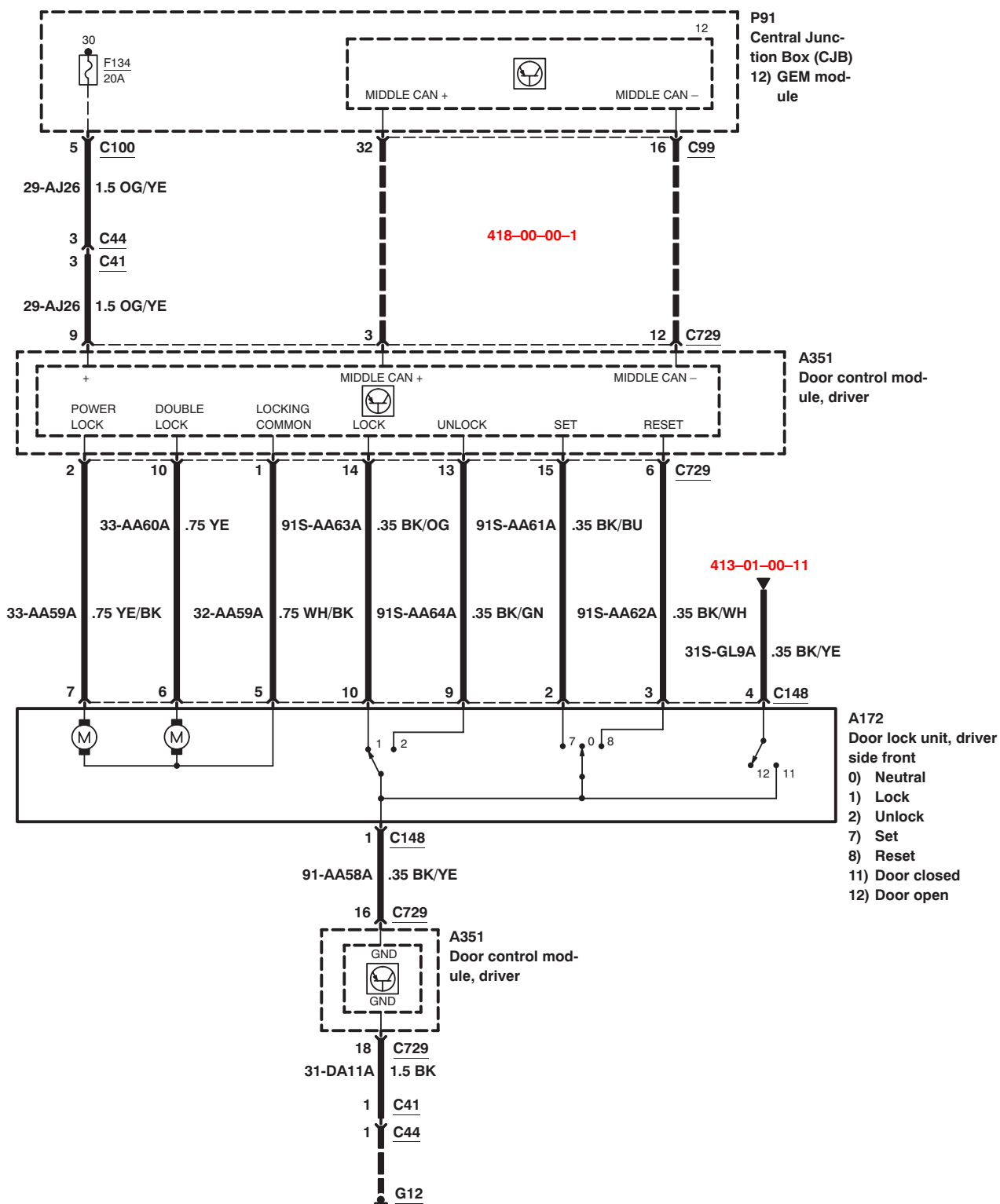


Handles, Locks, Latches and Entry Systems – except convertible, LHD, with double locking, with global closing

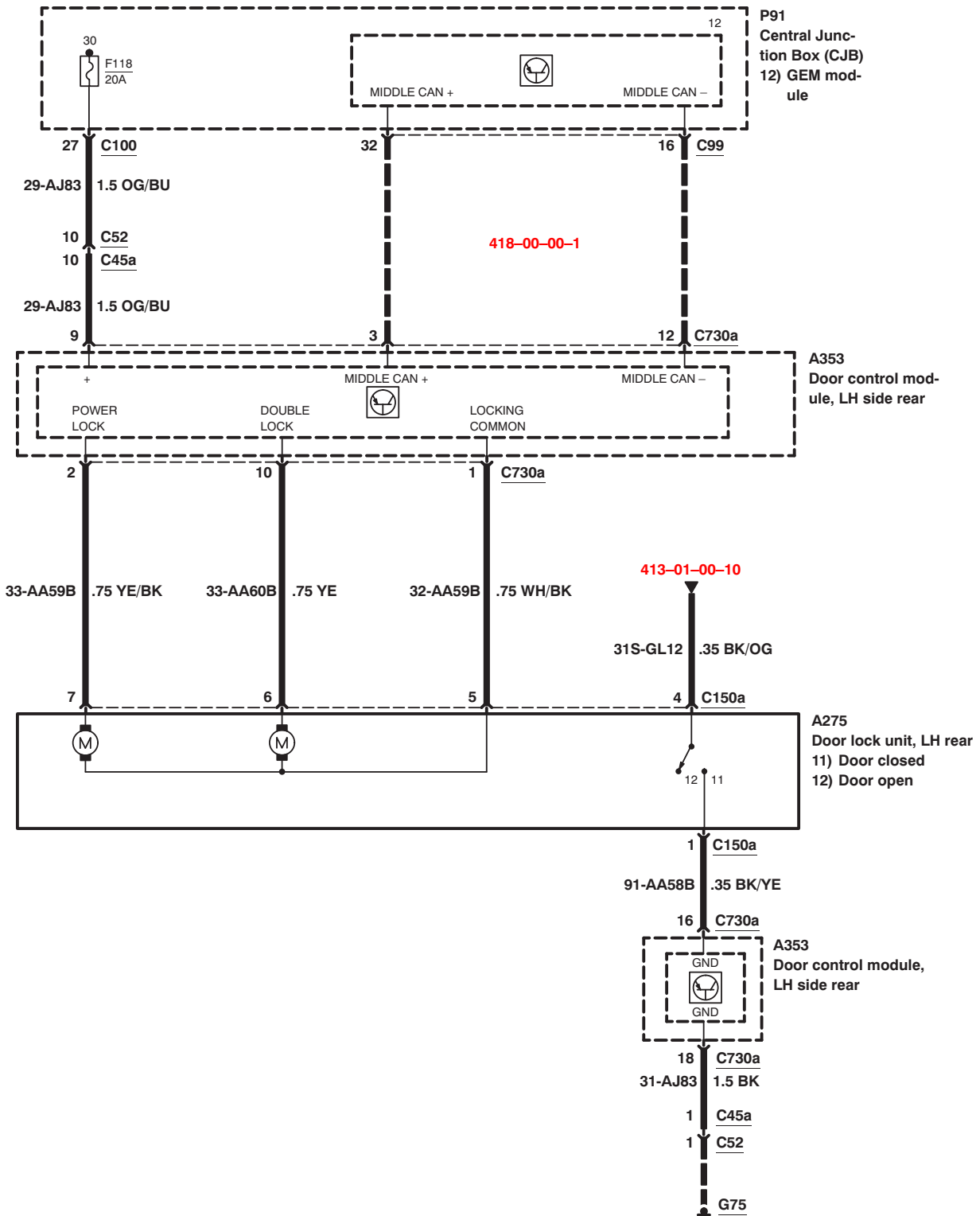


10/2007
501-14-00-32
2007.5
Focus

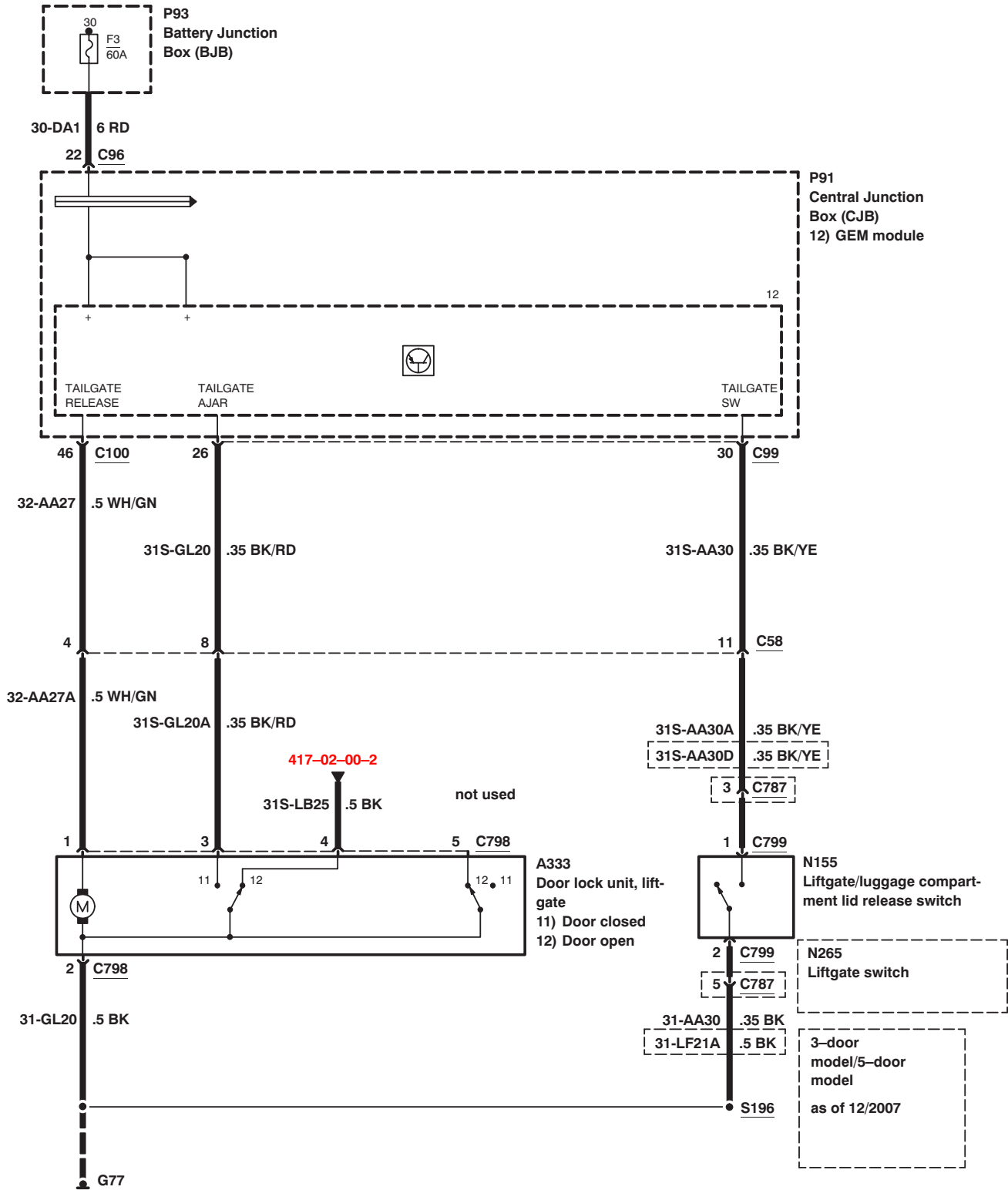
Handles, Locks, Latches and Entry Systems – except convertible, LHD, with double locking, with global closing



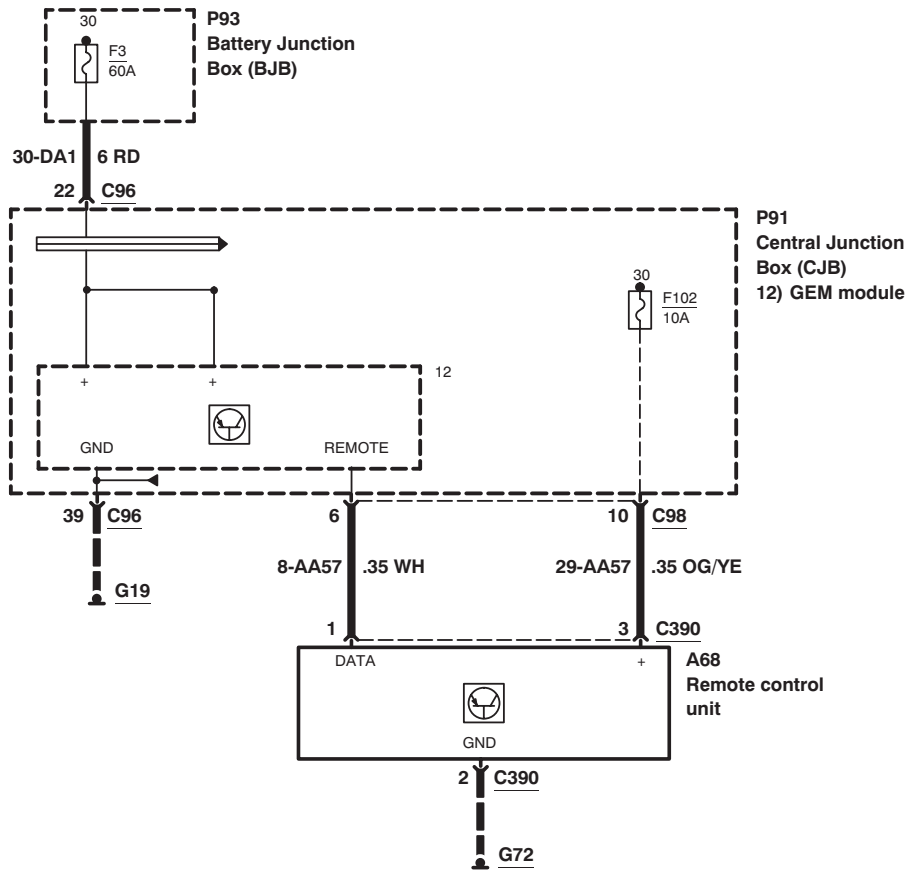
Handles, Locks, Latches and Entry Systems – except convertible, LHD, with double locking, with global closing



Handles, Locks, Latches and Entry Systems – except convertible, LHD, with double locking, with global closing

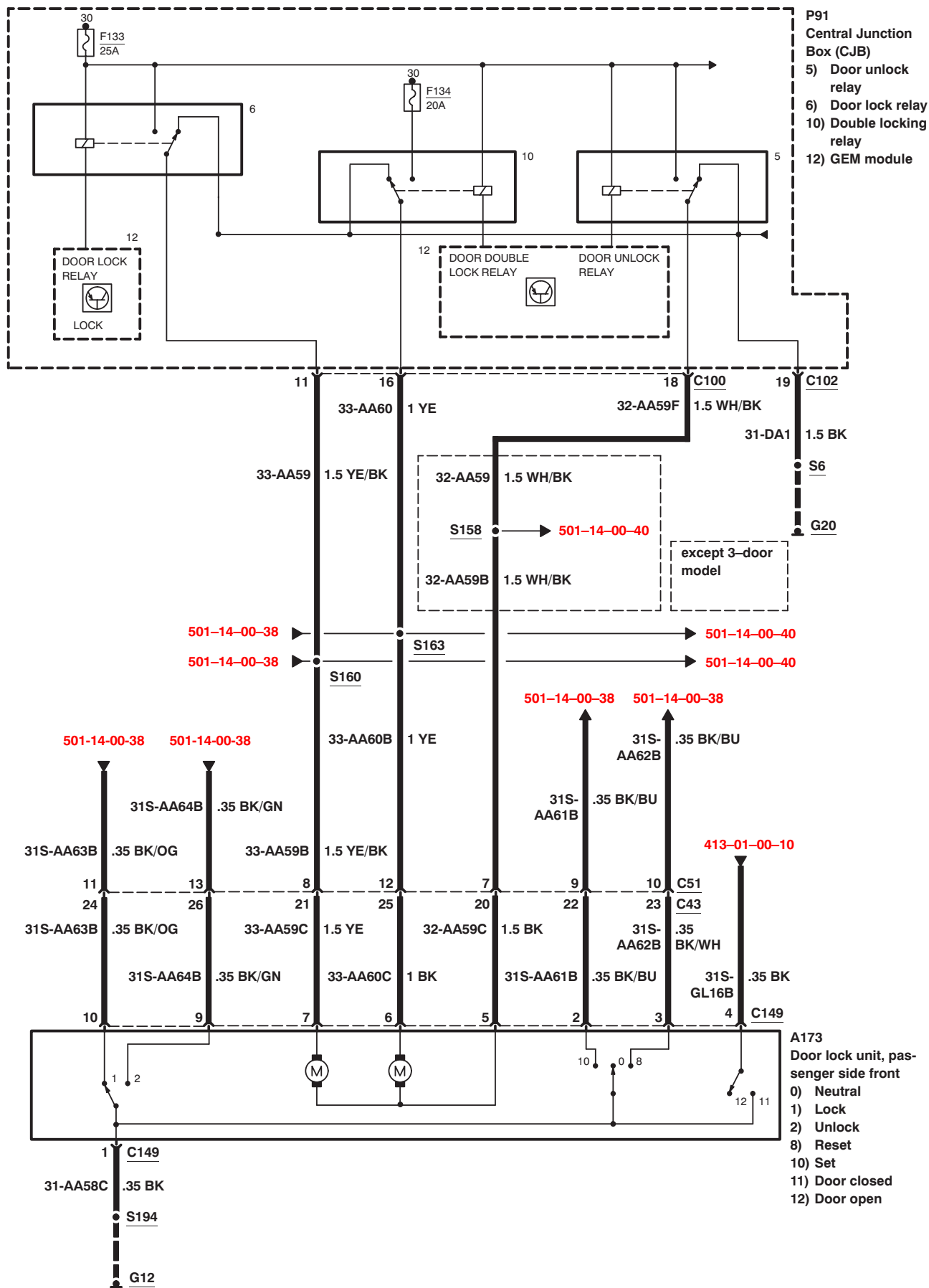


Handles, Locks, Latches and Entry Systems – except convertible, RHD, with double locking, without global closing

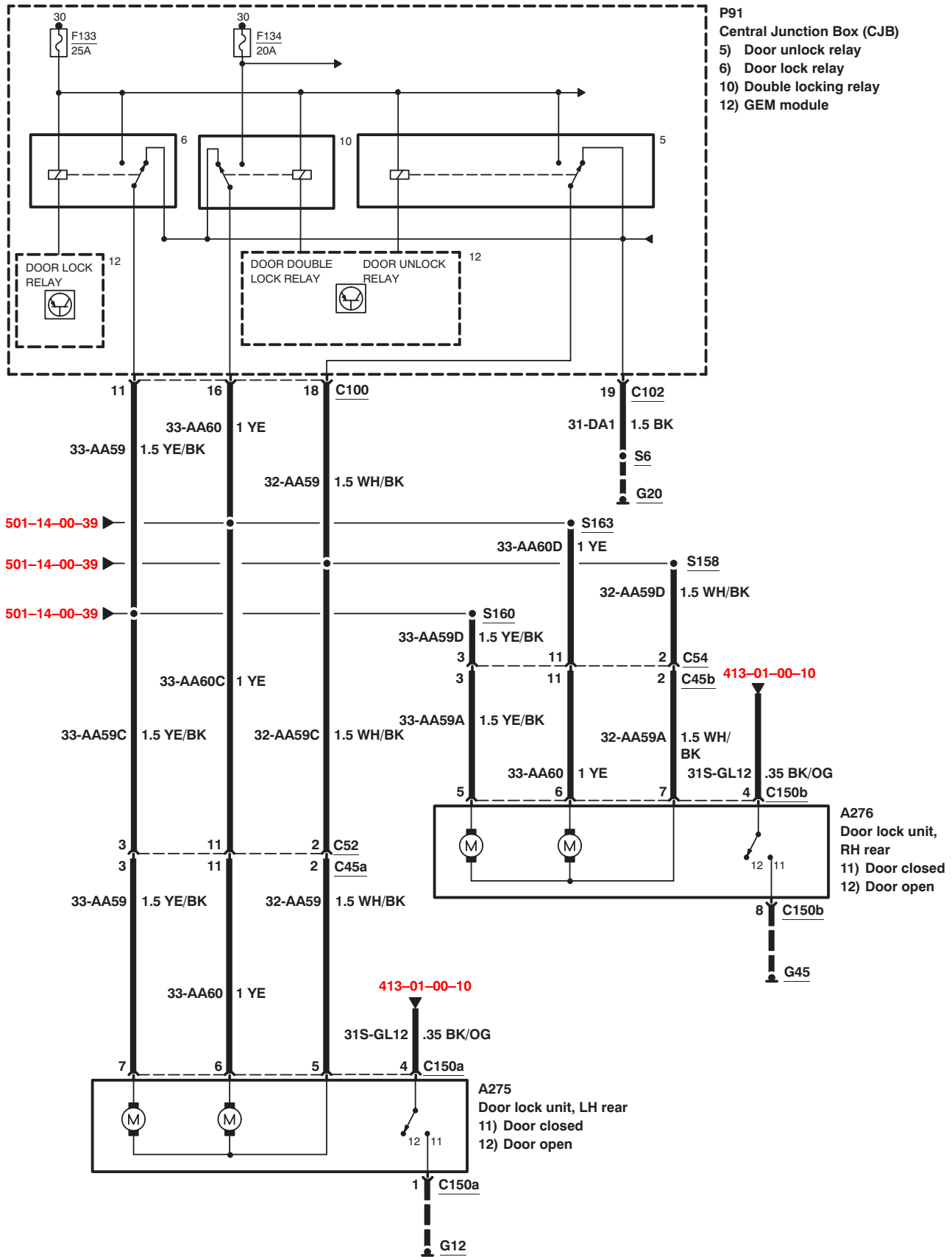


10/2007
501-14-00-39
2007.5
Focus

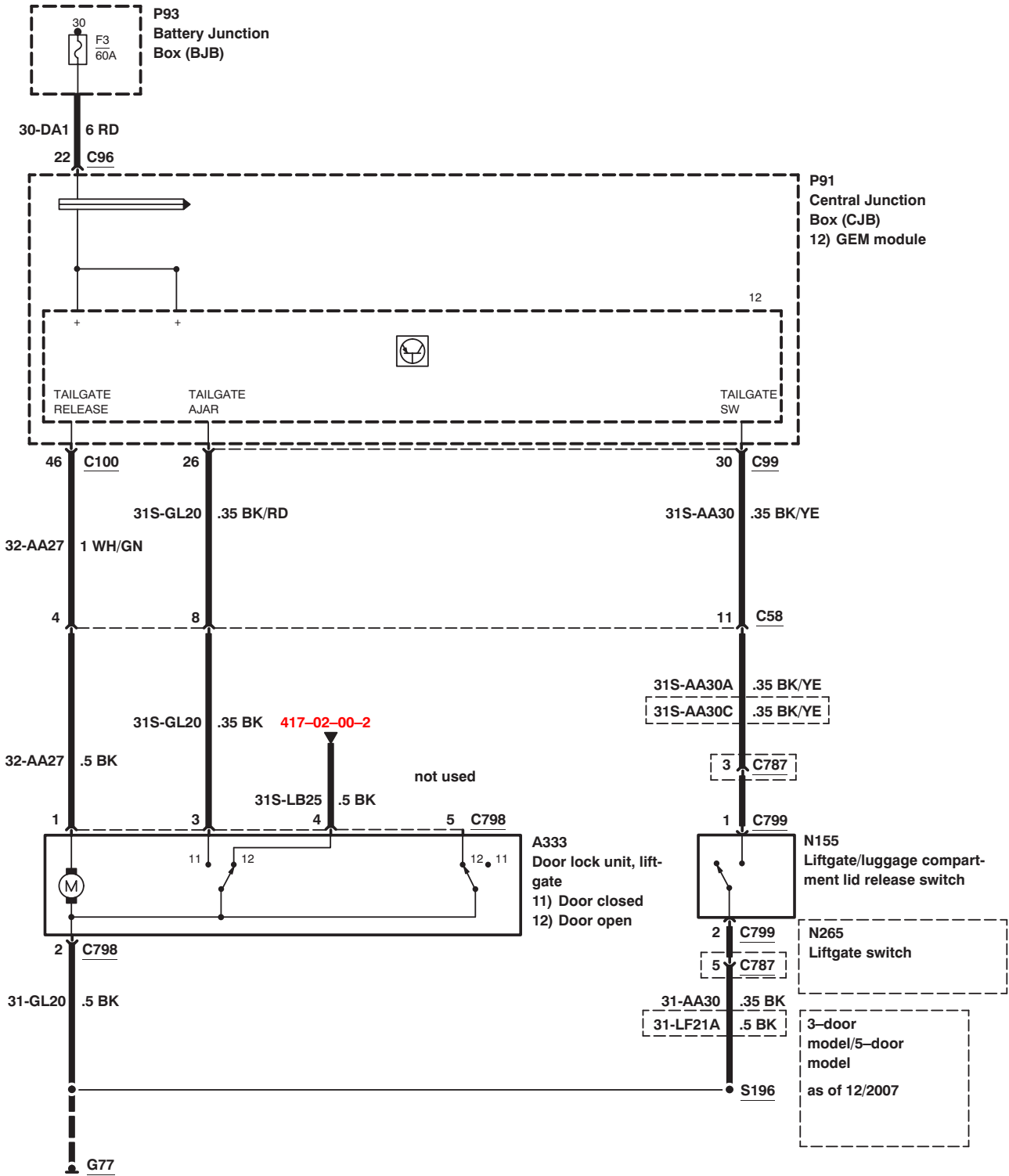
Handles, Locks, Latches and Entry Systems – except convertible, RHD, with double locking, without global closing



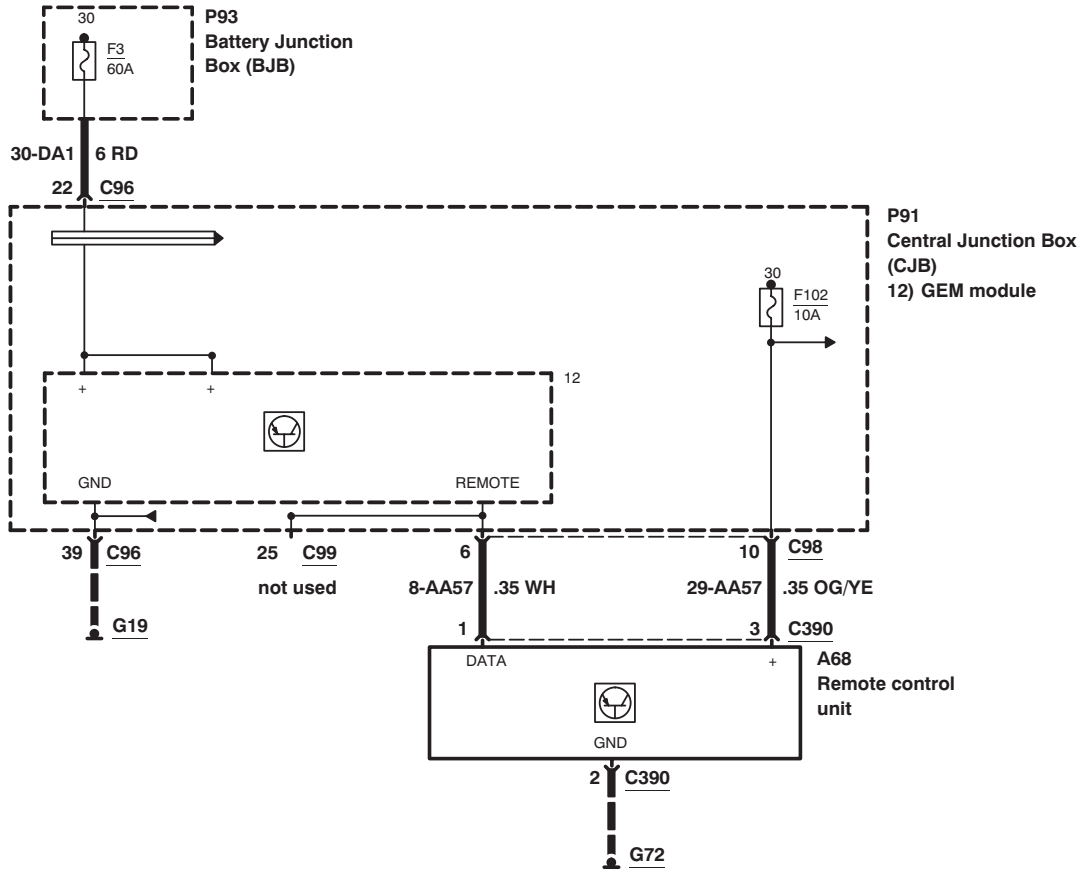
Handles, Locks, Latches and Entry Systems – except convertible, RHD, with double locking, without global closing



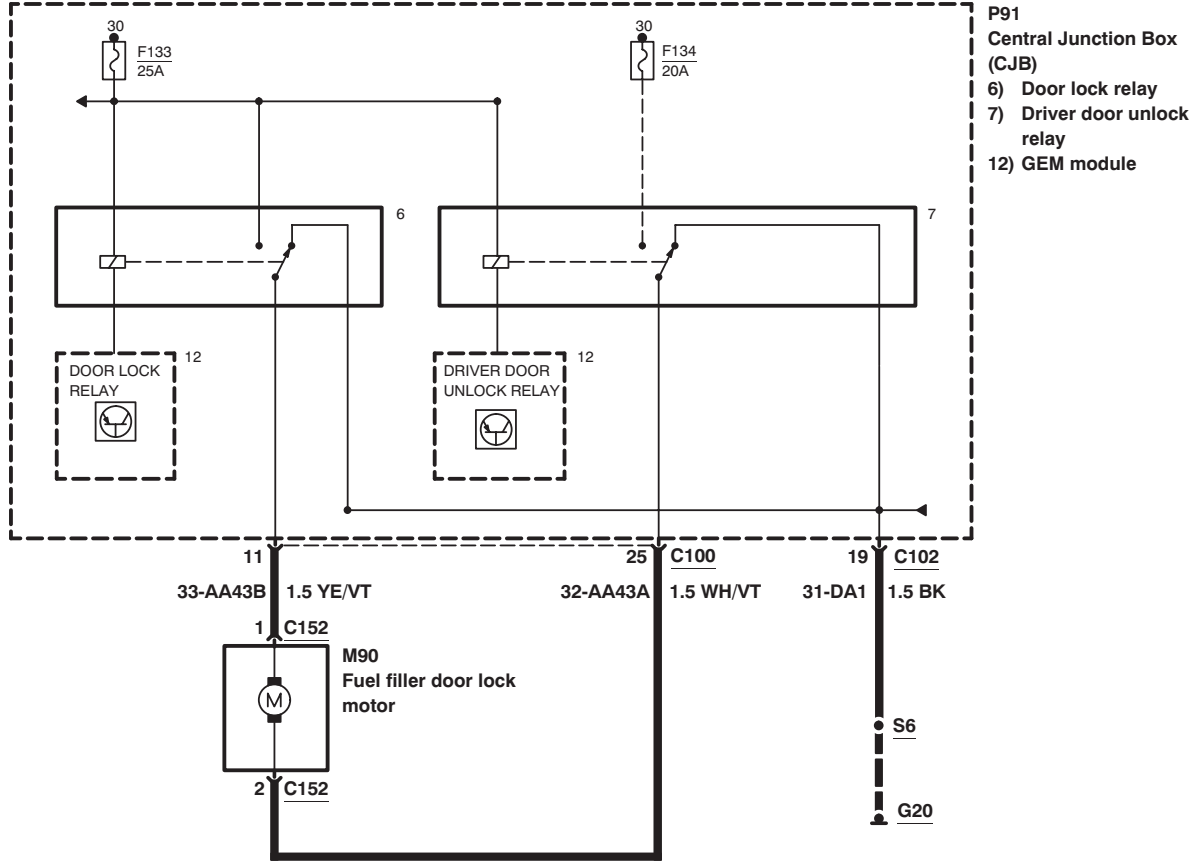
Handles, Locks, Latches and Entry Systems – except convertible, RHD, with double locking, without global closing



Handles, Locks, Latches and Entry Systems – except convertible, RHD, with double locking, with global closing

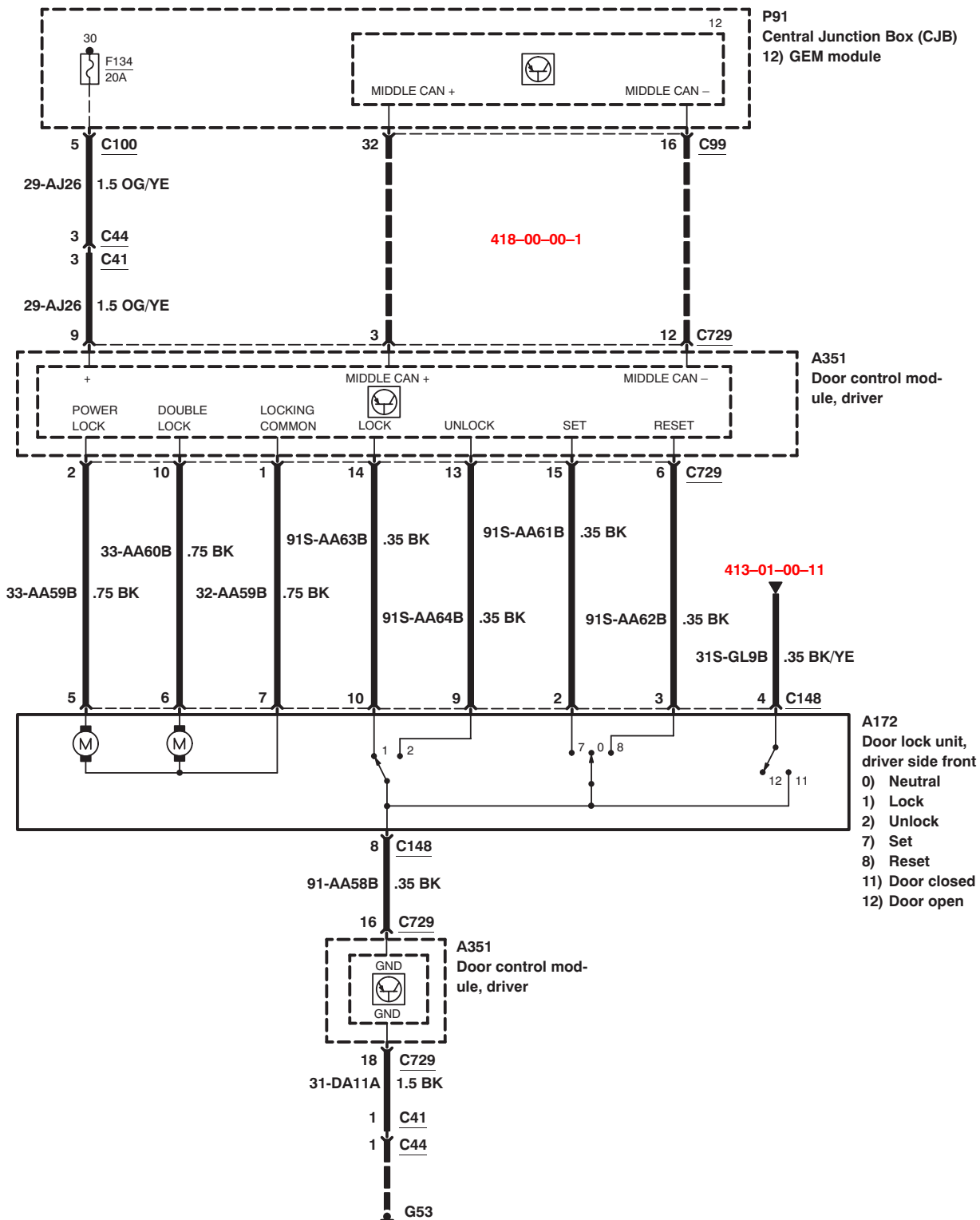


Handles, Locks, Latches and Entry Systems – except convertible, RHD, with double locking, with global closing

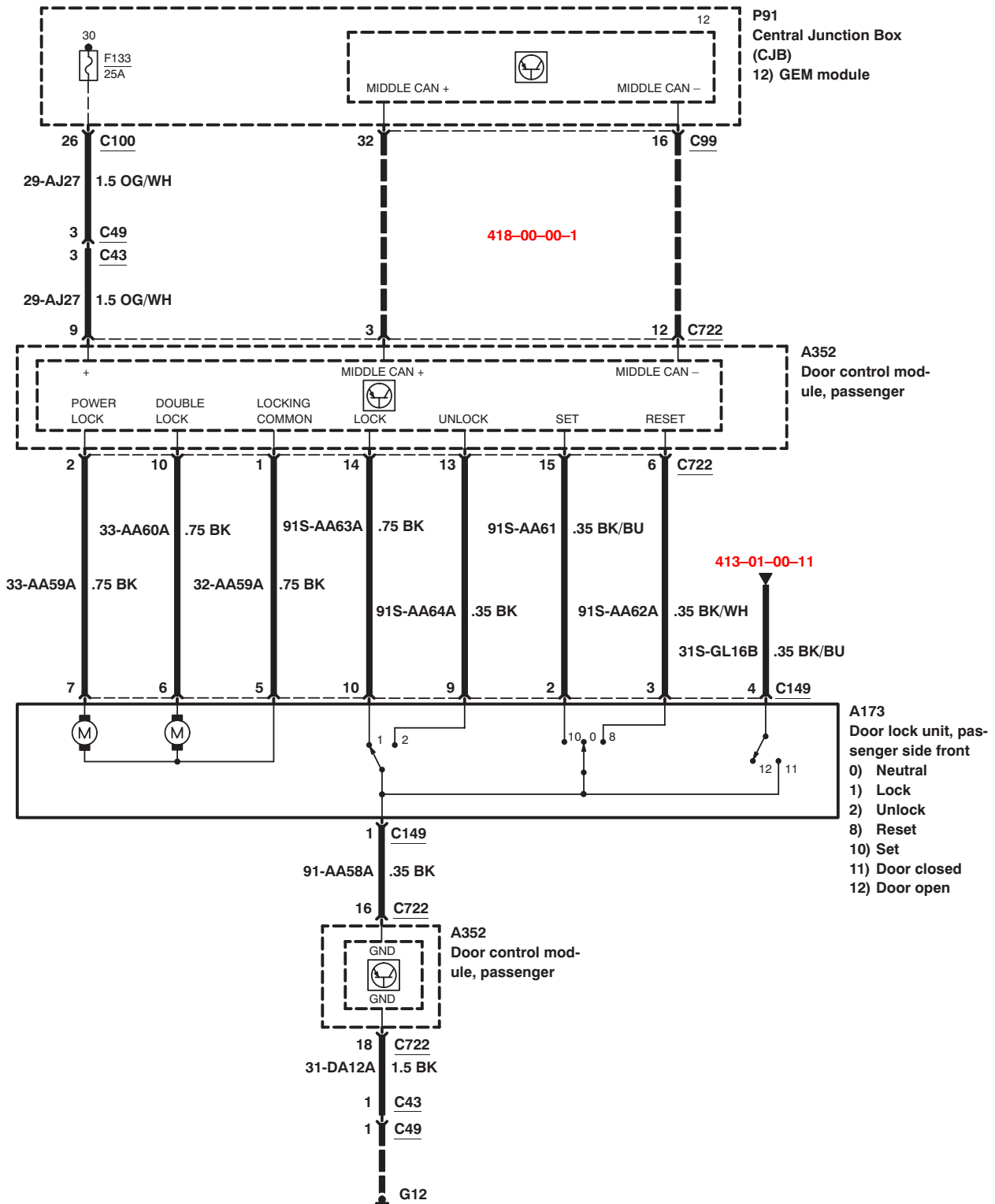


10/2007
501-14-00-44
2007.5
Focus

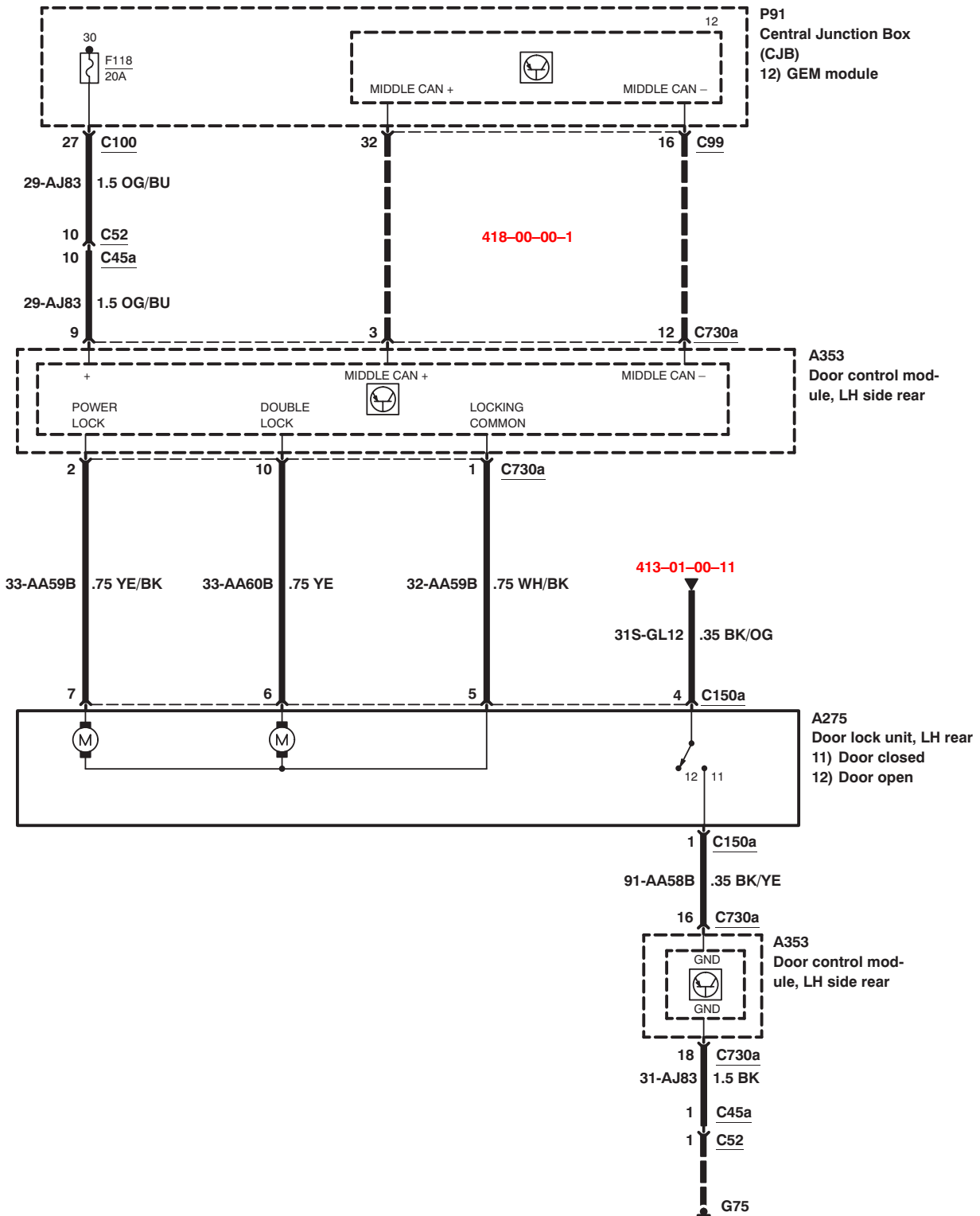
Handles, Locks, Latches and Entry Systems – except convertible, RHD, with double locking, with global closing



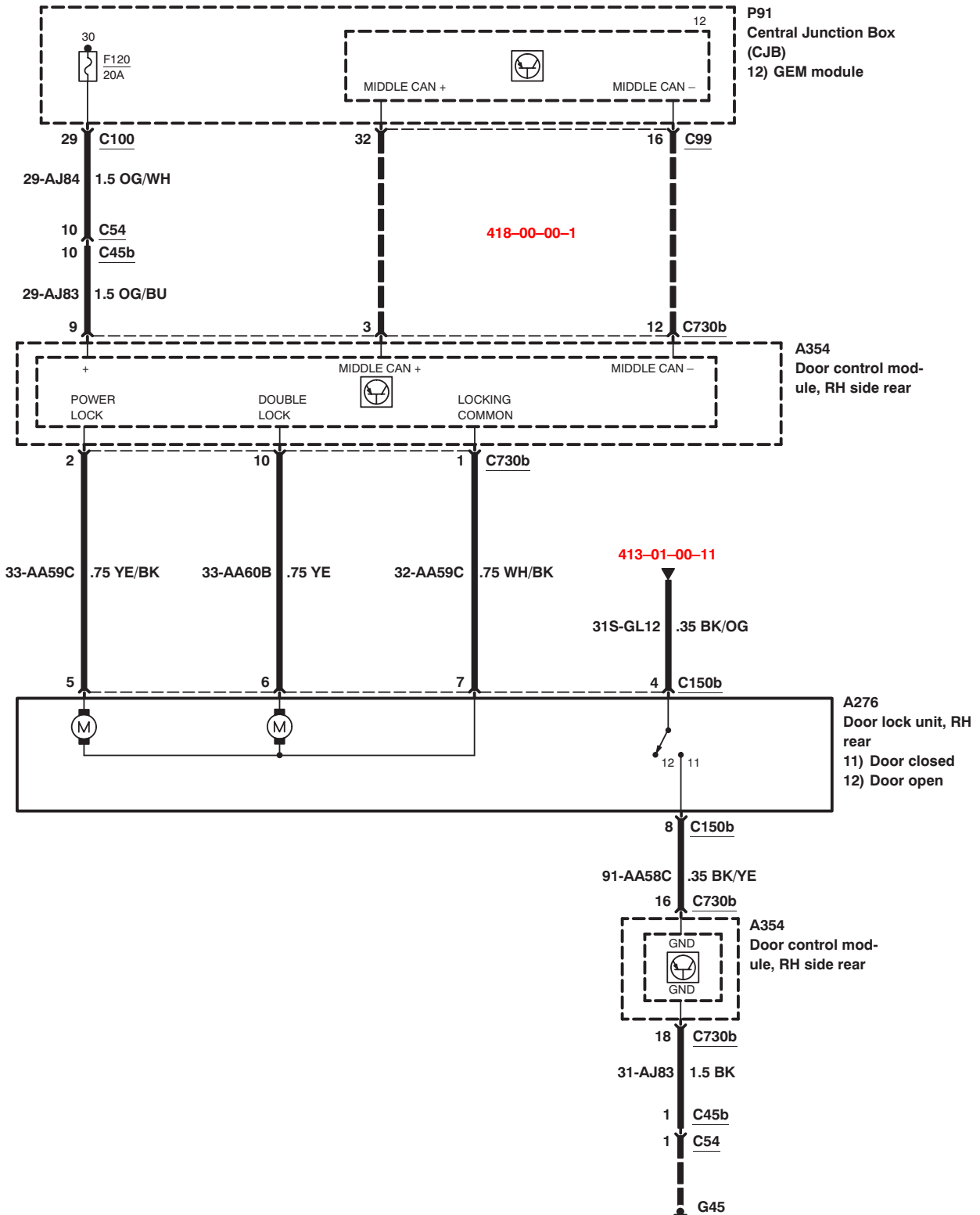
Handles, Locks, Latches and Entry Systems – except convertible, RHD, with double locking, with global closing



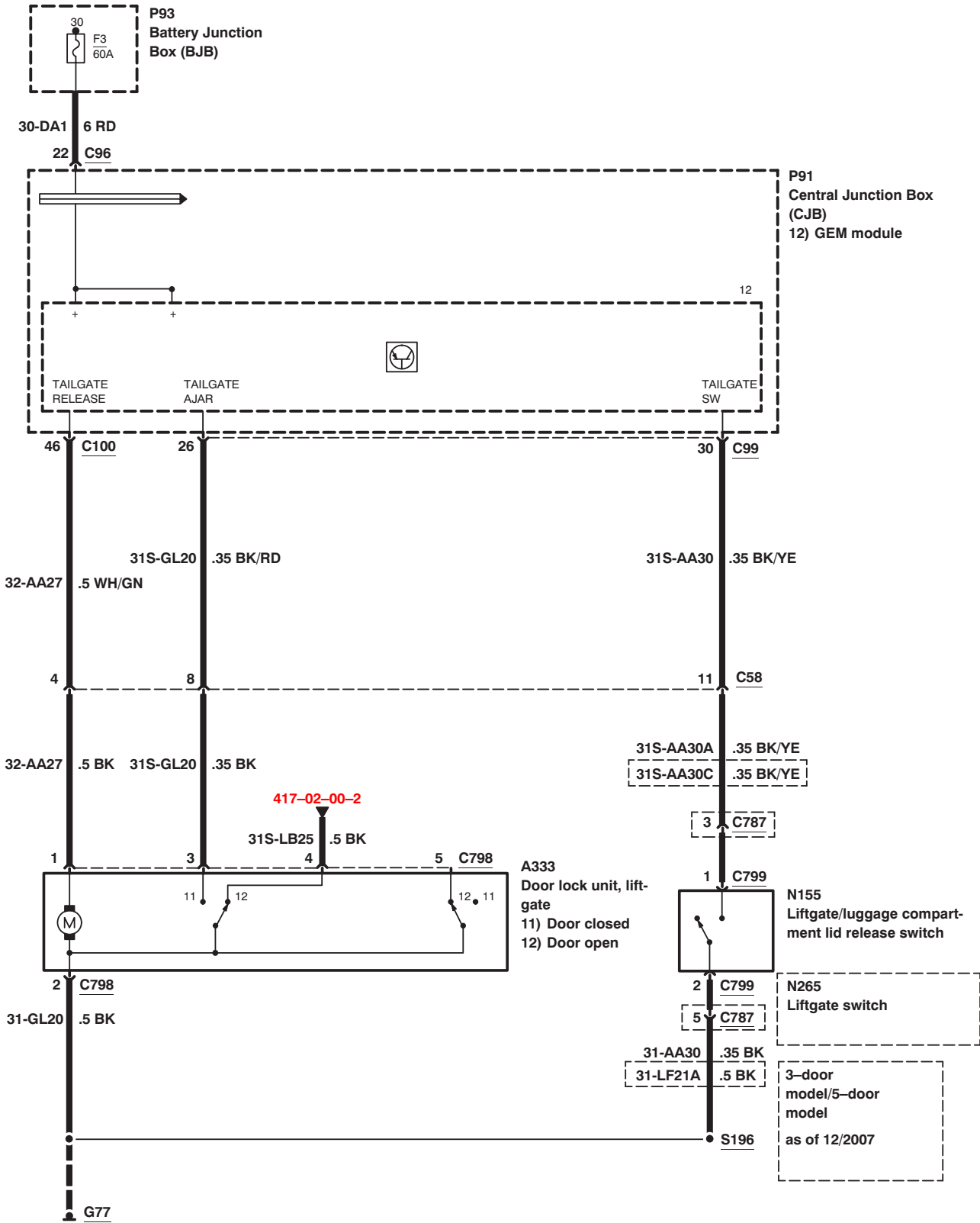
Handles, Locks, Latches and Entry Systems – except convertible, RHD, with double locking, with global closing



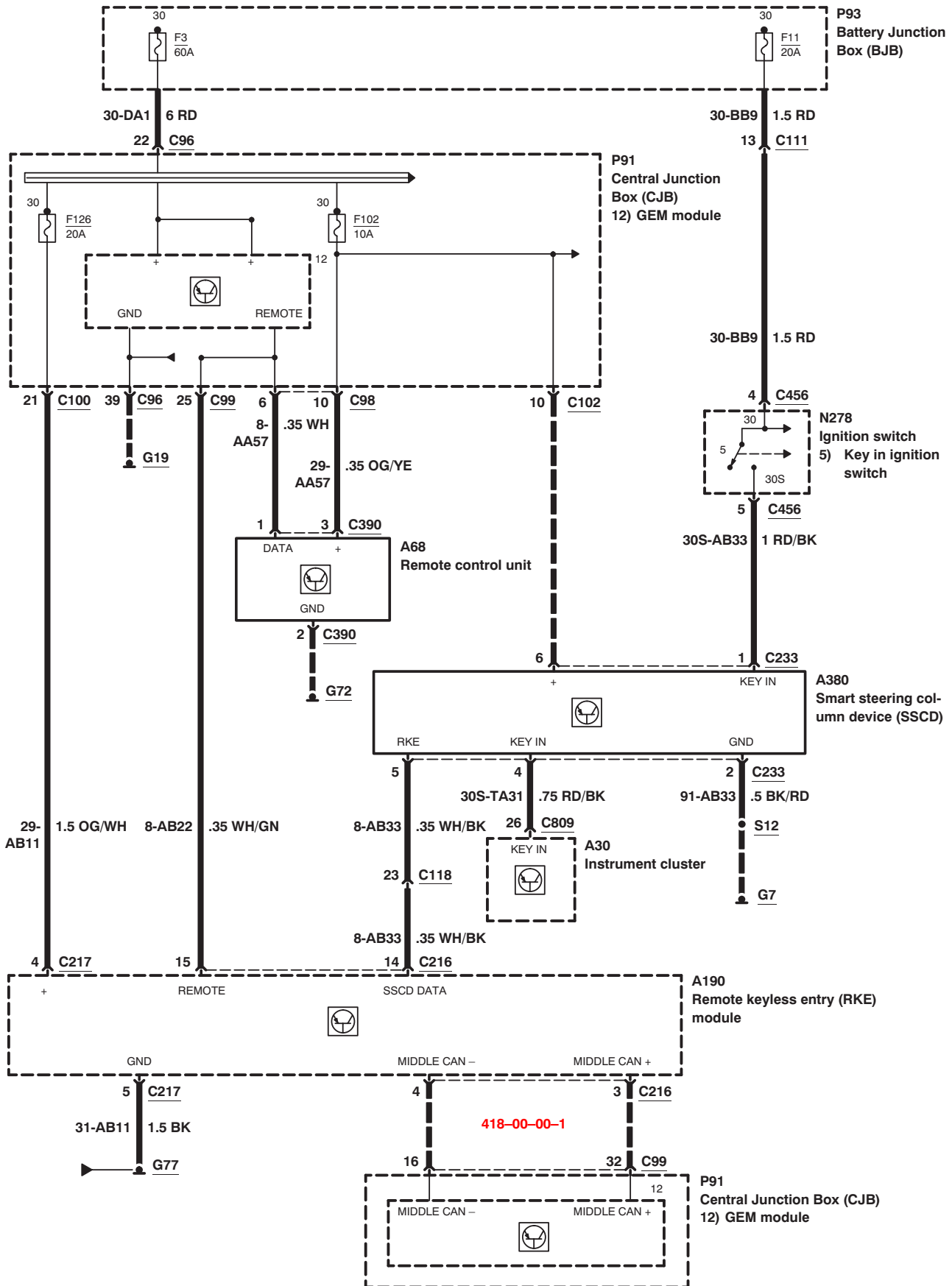
Handles, Locks, Latches and Entry Systems – except convertible, RHD, with double locking, with global closing



Handles, Locks, Latches and Entry Systems – except convertible, RHD, with double locking, with global closing

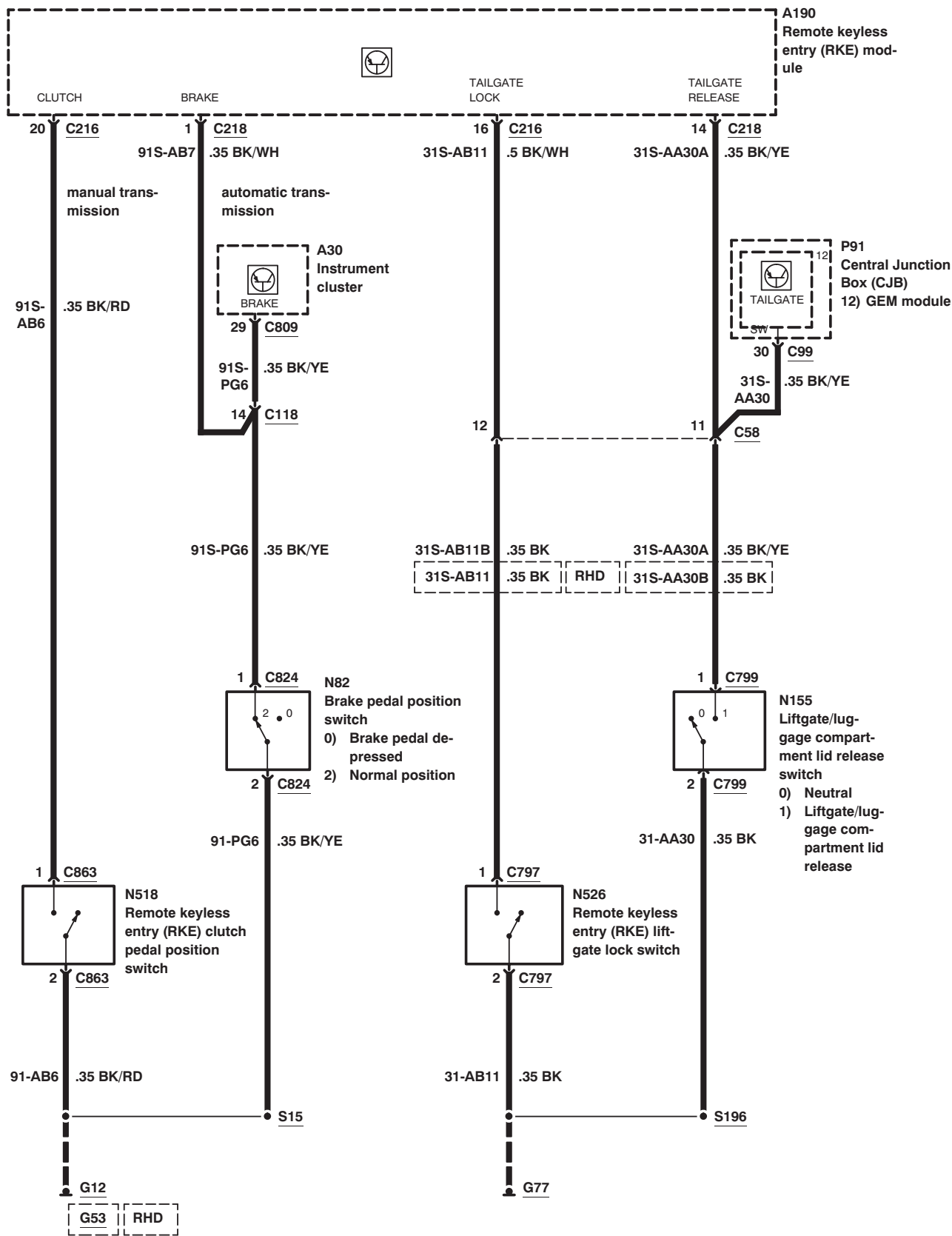


Handles, Locks, Latches and Entry Systems – except convertible, with remote keyless entry (RKE), before 12/2007



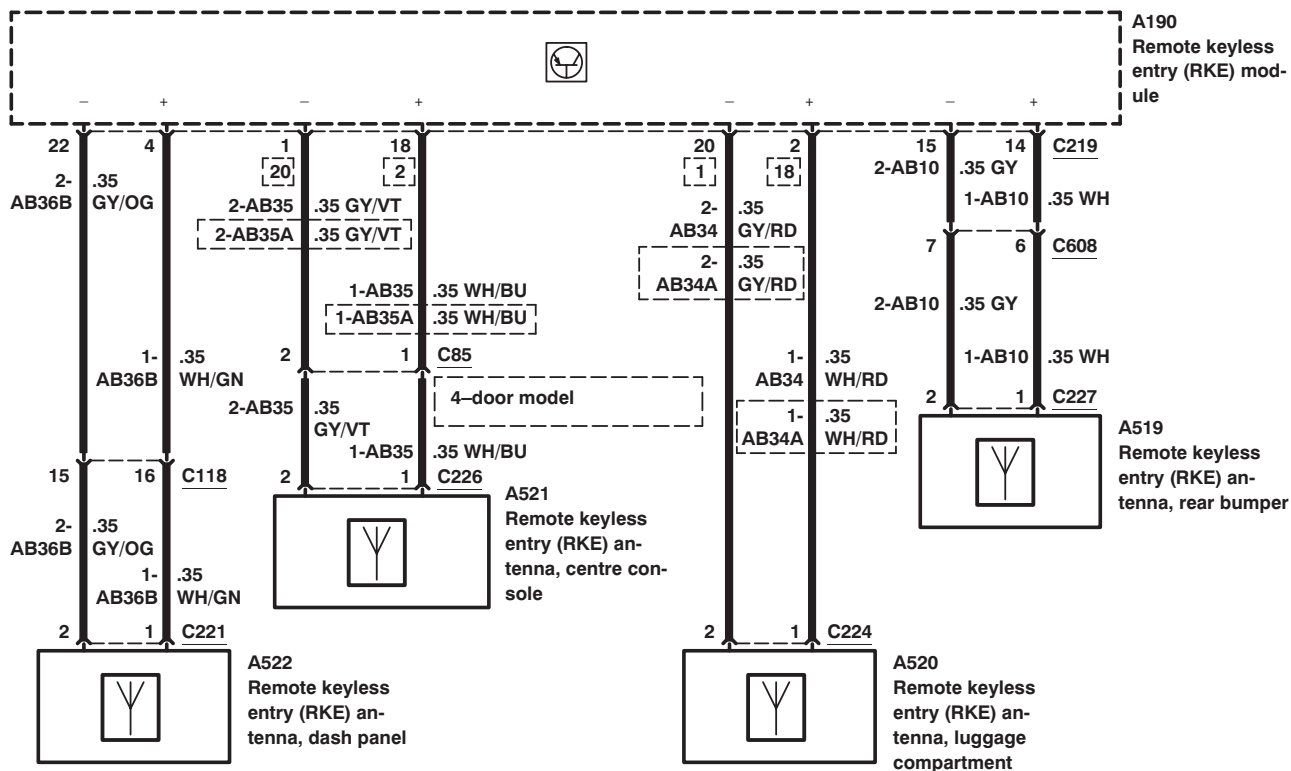
08/2008
501-14-00-50
2007.5
Focus

Handles, Locks, Latches and Entry Systems – except convertible, with remote keyless entry (RKE), before 12/2007

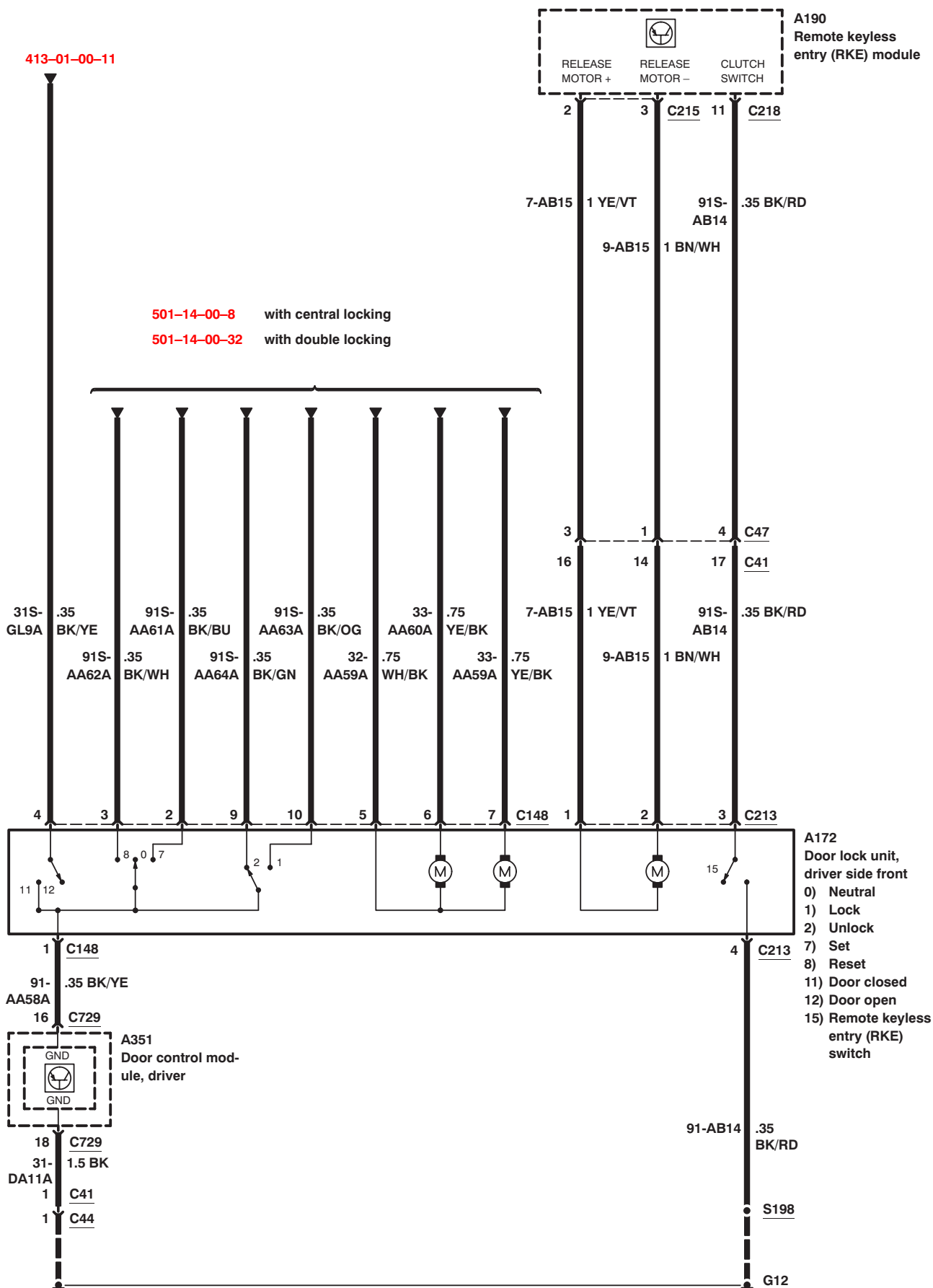


08/2008
501-14-00-51
2007.5
Focus

Handles, Locks, Latches and Entry Systems – except convertible, with remote keyless entry (RKE), before 12/2007

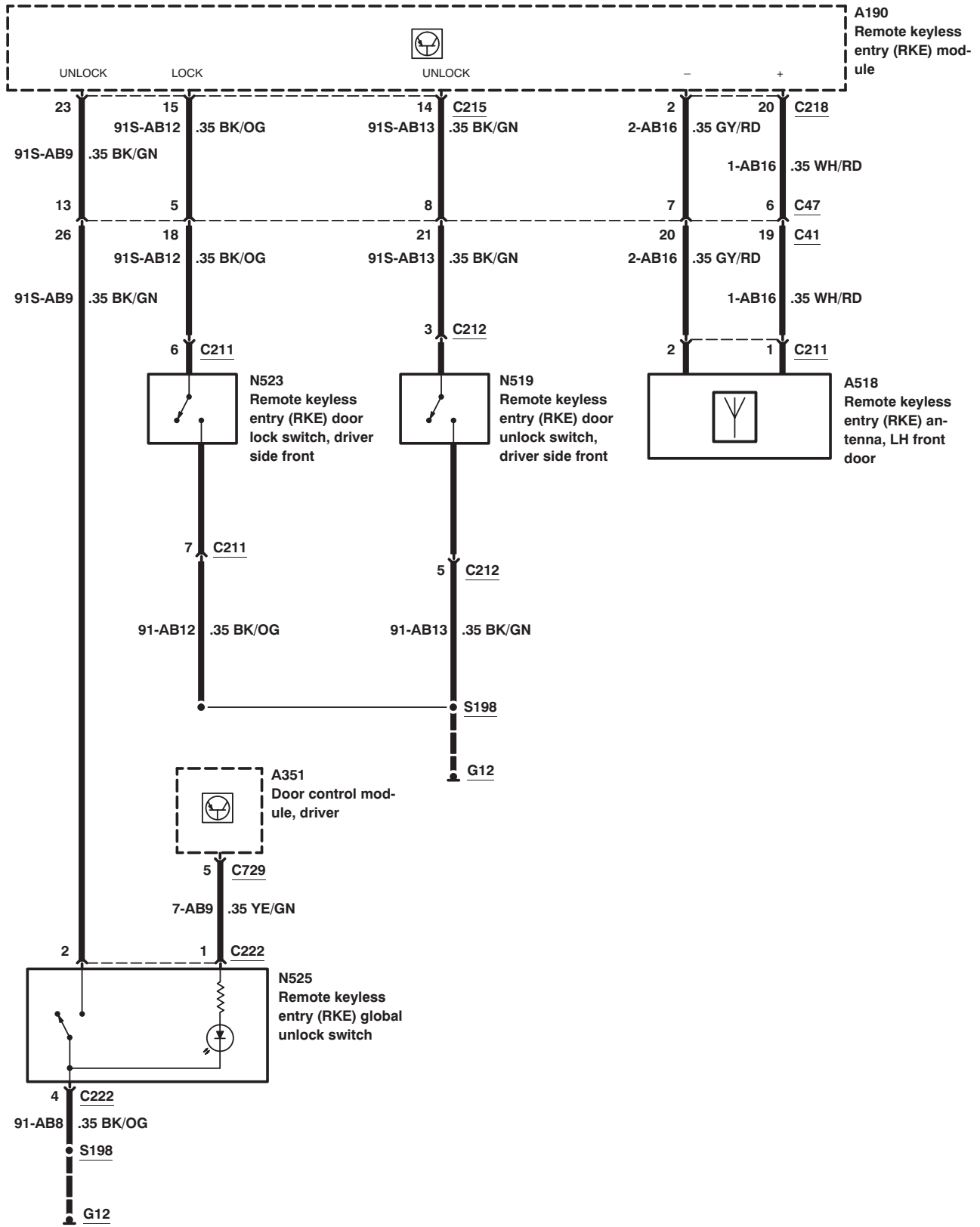


Handles, Locks, Latches and Entry Systems – except convertible, with remote keyless entry (RKE), LHD, before 12/2007

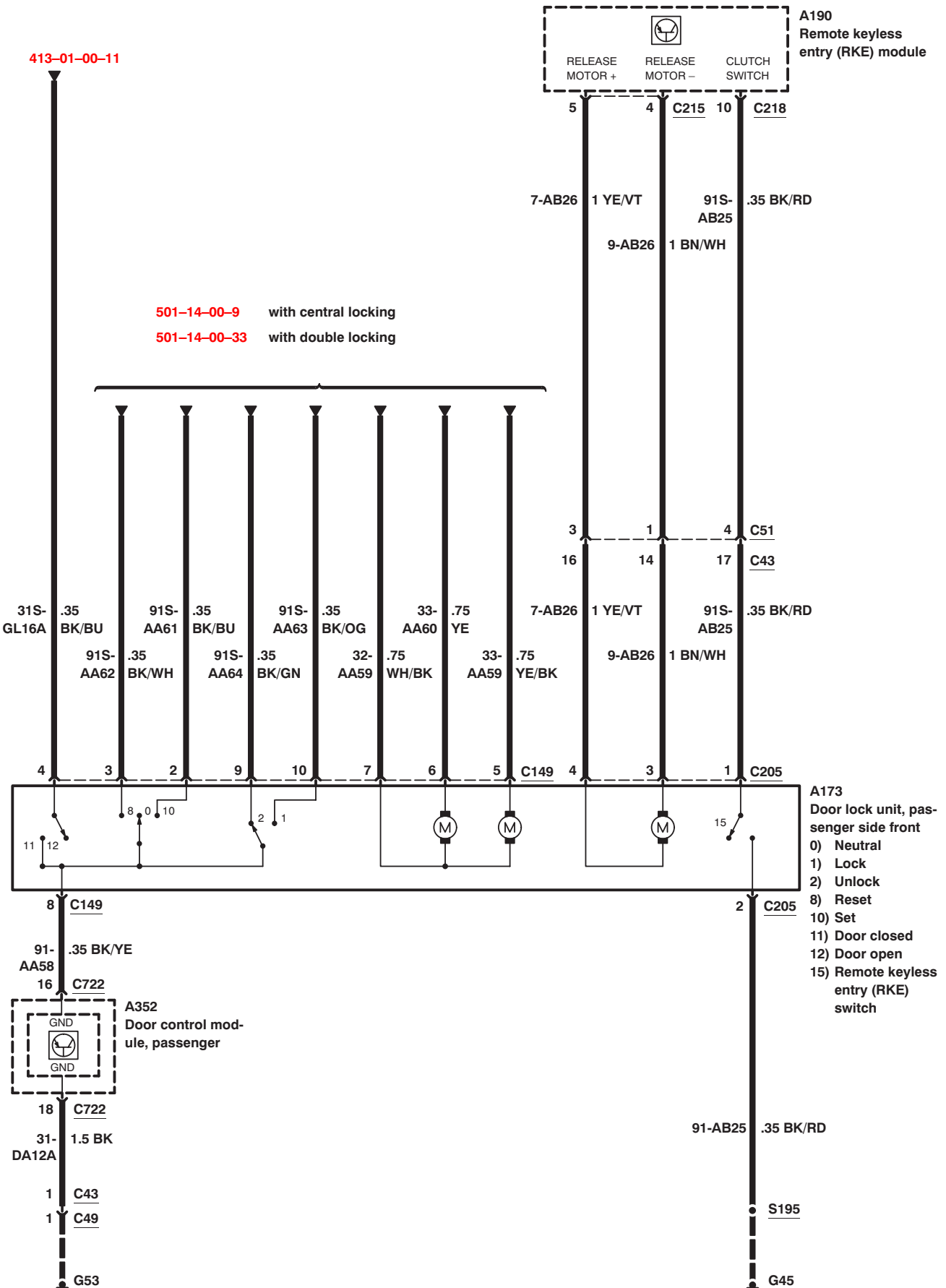


08/2008
501-14-00-53
2007.5
Focus

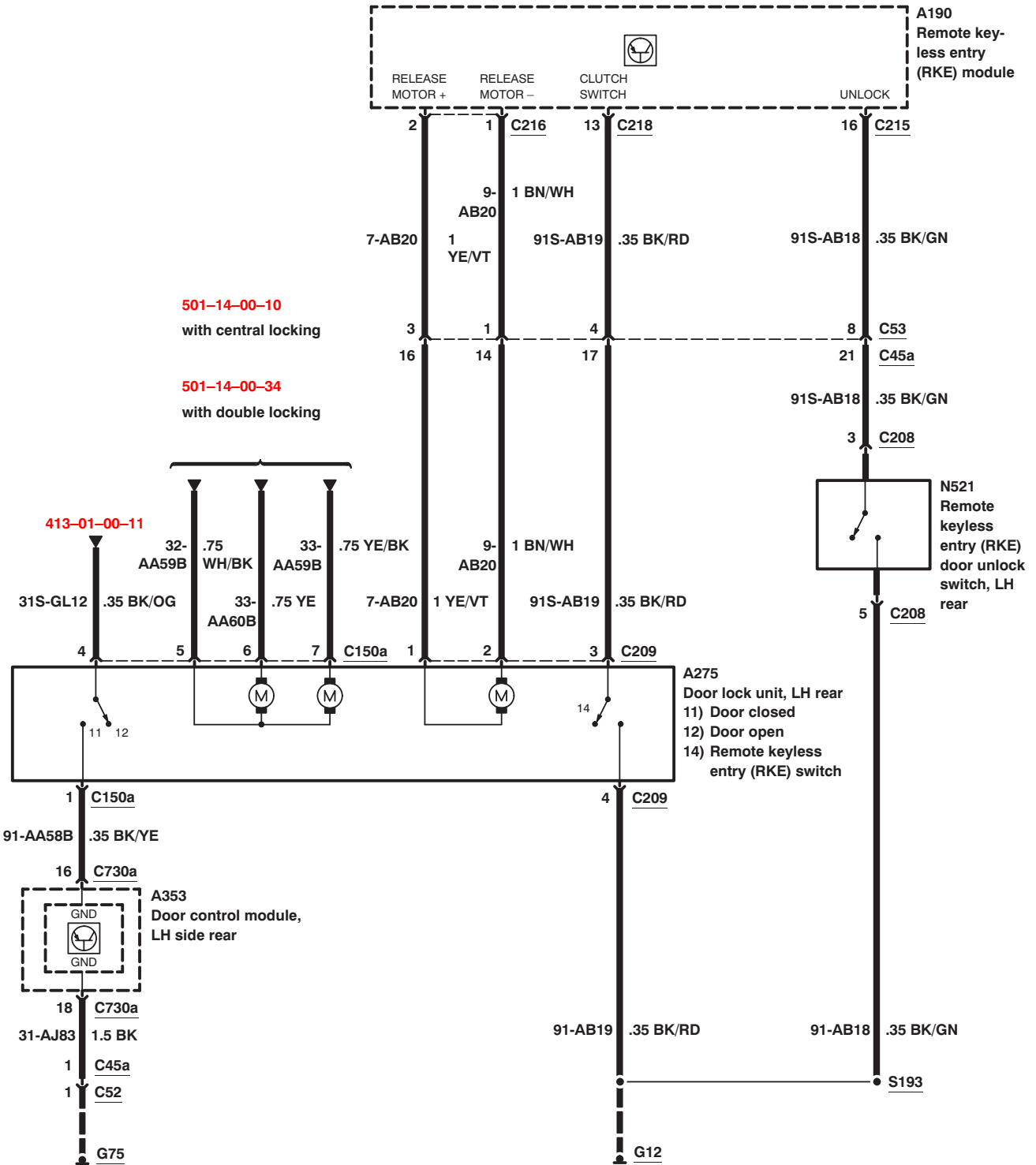
Handles, Locks, Latches and Entry Systems – except convertible, with remote keyless entry (RKE), LHD, before 12/2007



Handles, Locks, Latches and Entry Systems – except convertible, with remote keyless entry (RKE), LHD, before 12/2007

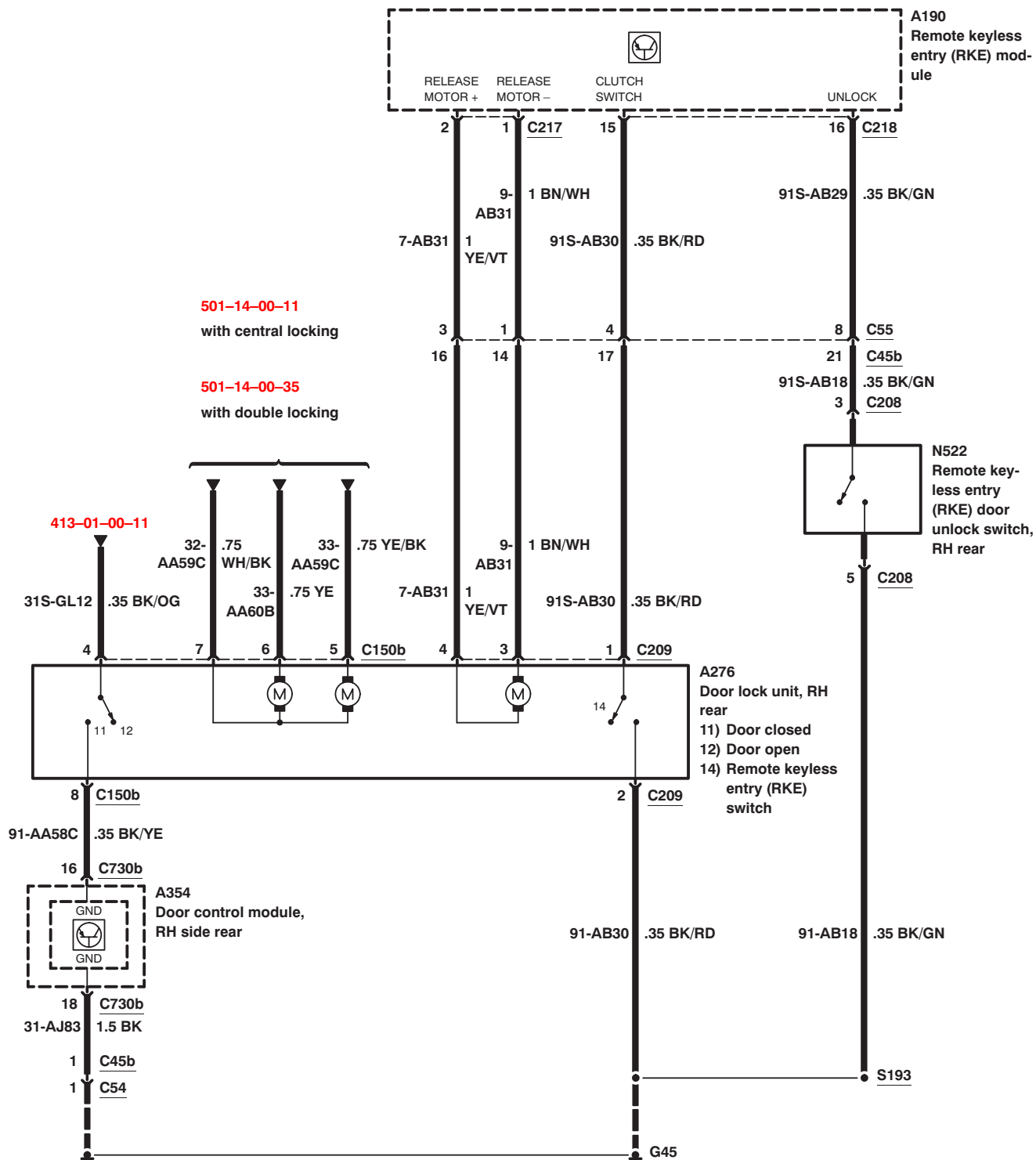


Handles, Locks, Latches and Entry Systems – except convertible, with remote keyless entry (RKE), LHD, before 12/2007

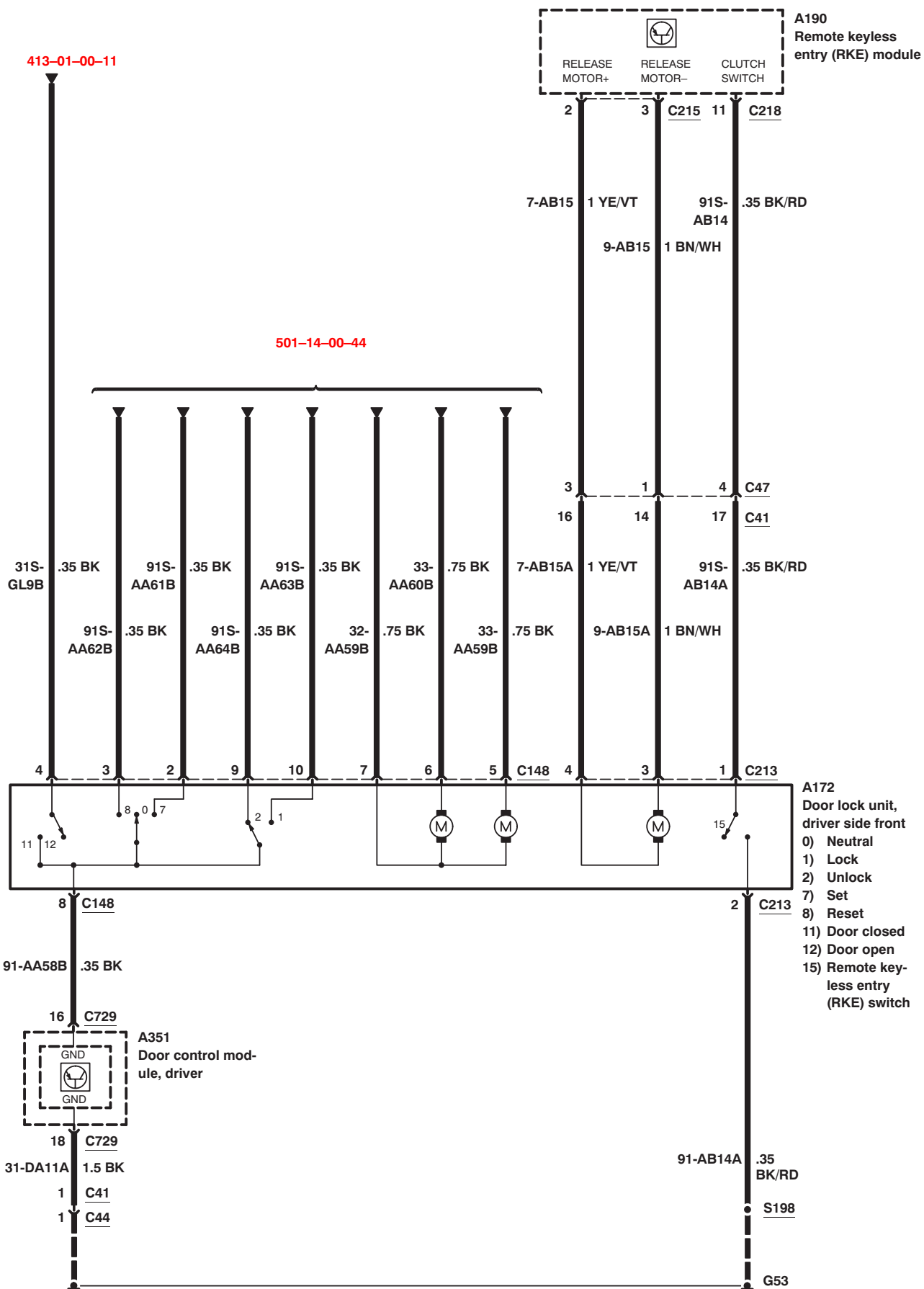


08/2008
501-14-00-57
2007.5
Focus

Handles, Locks, Latches and Entry Systems – except convertible, with remote keyless entry (RKE), LHD, before 12/2007

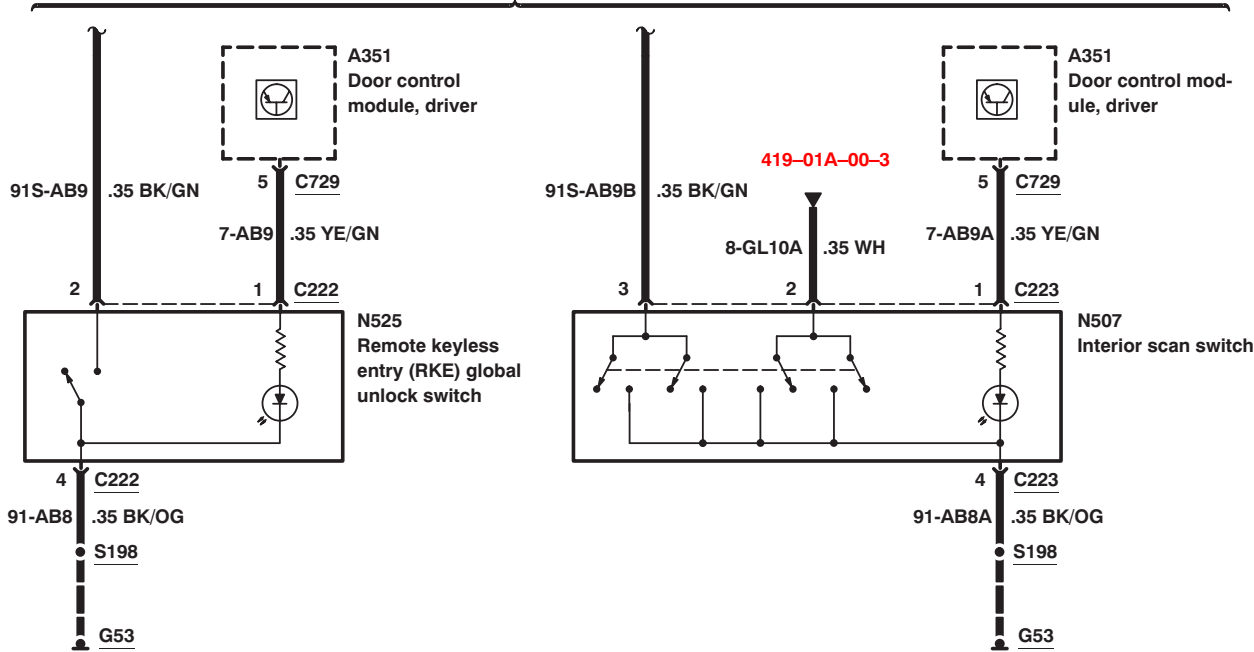
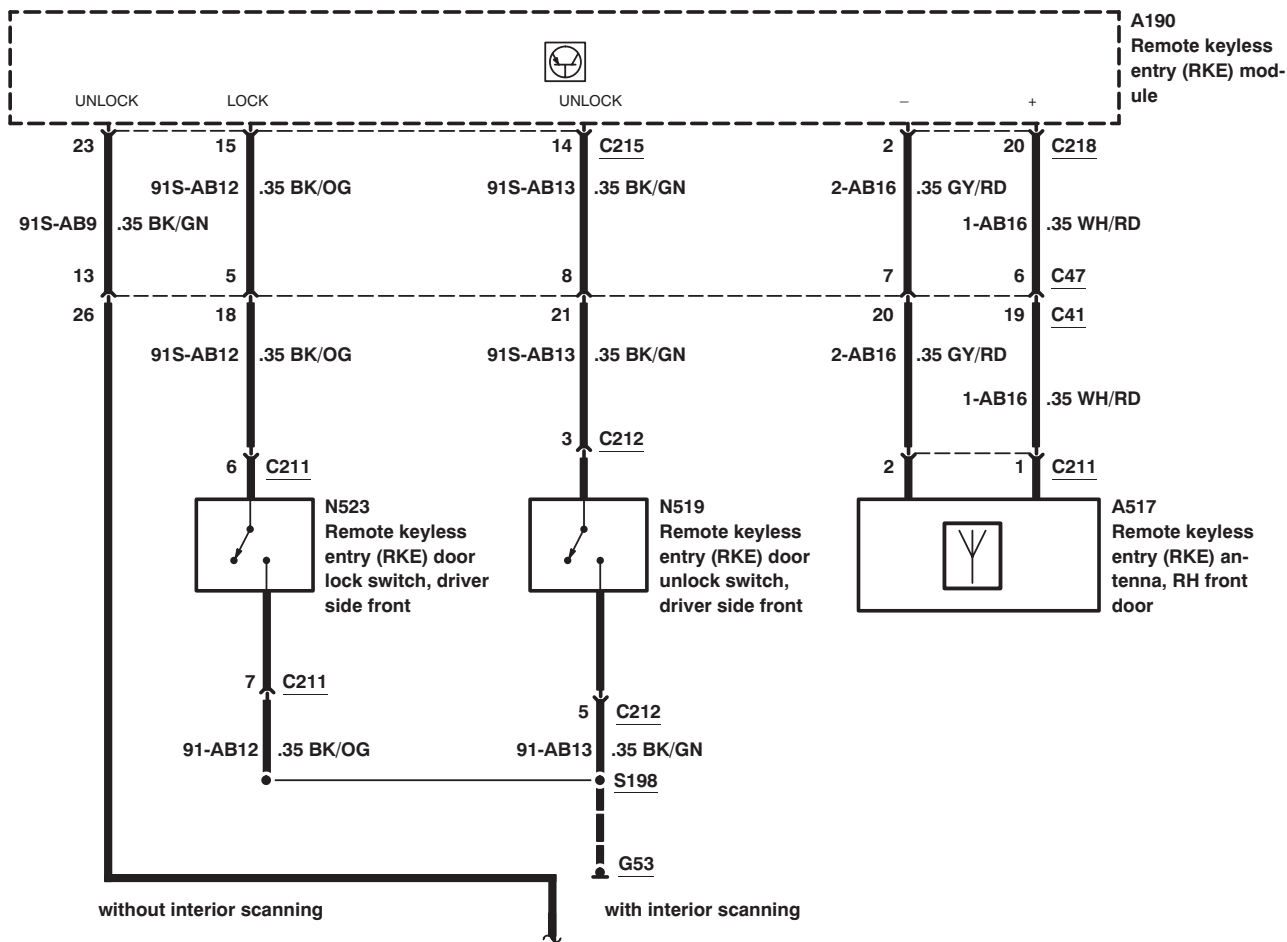


Handles, Locks, Latches and Entry Systems – except convertible, with remote keyless entry (RKE), RHD, before 12/2007

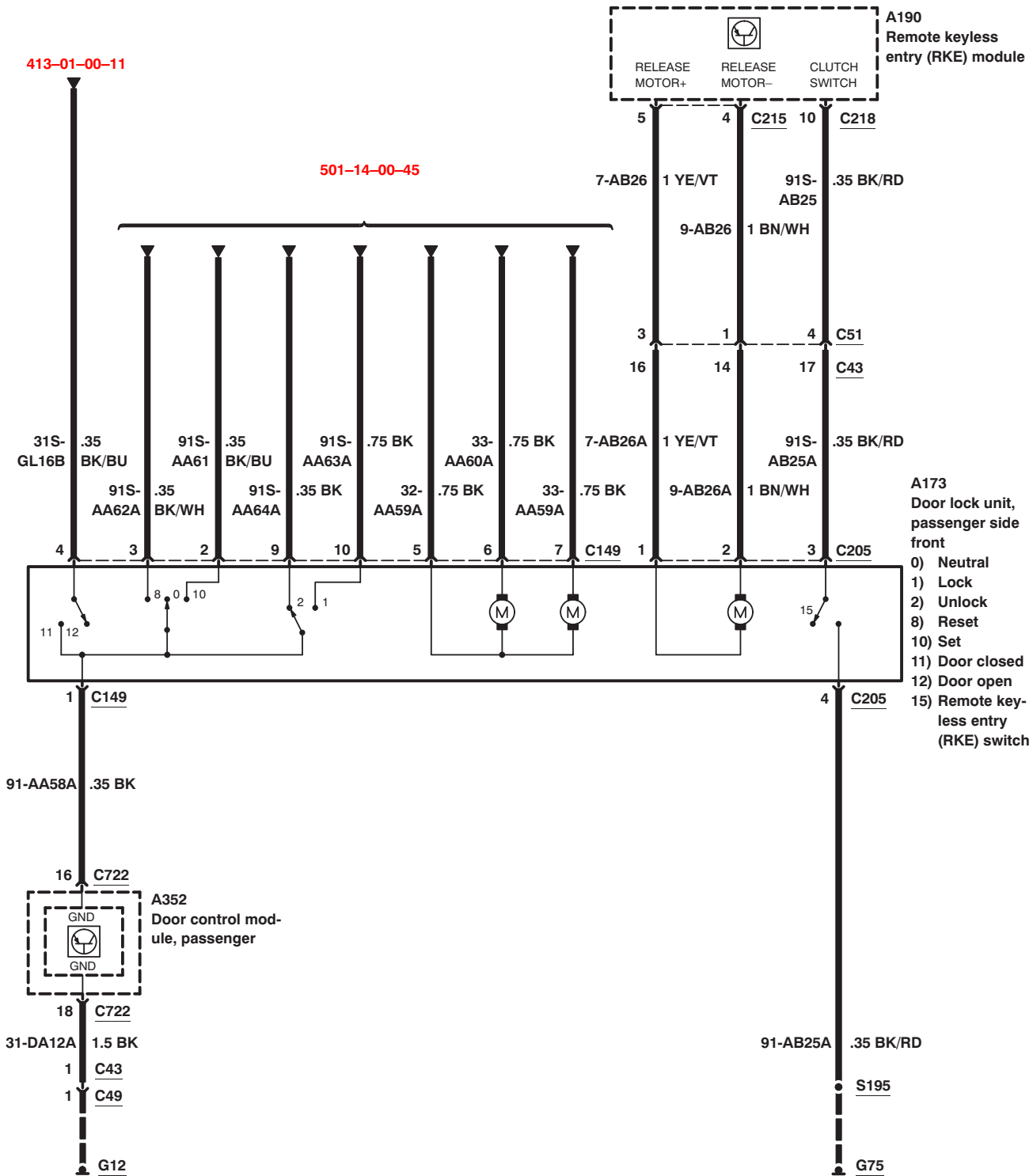


08/2008
501-14-00-59
2007.5
Focus

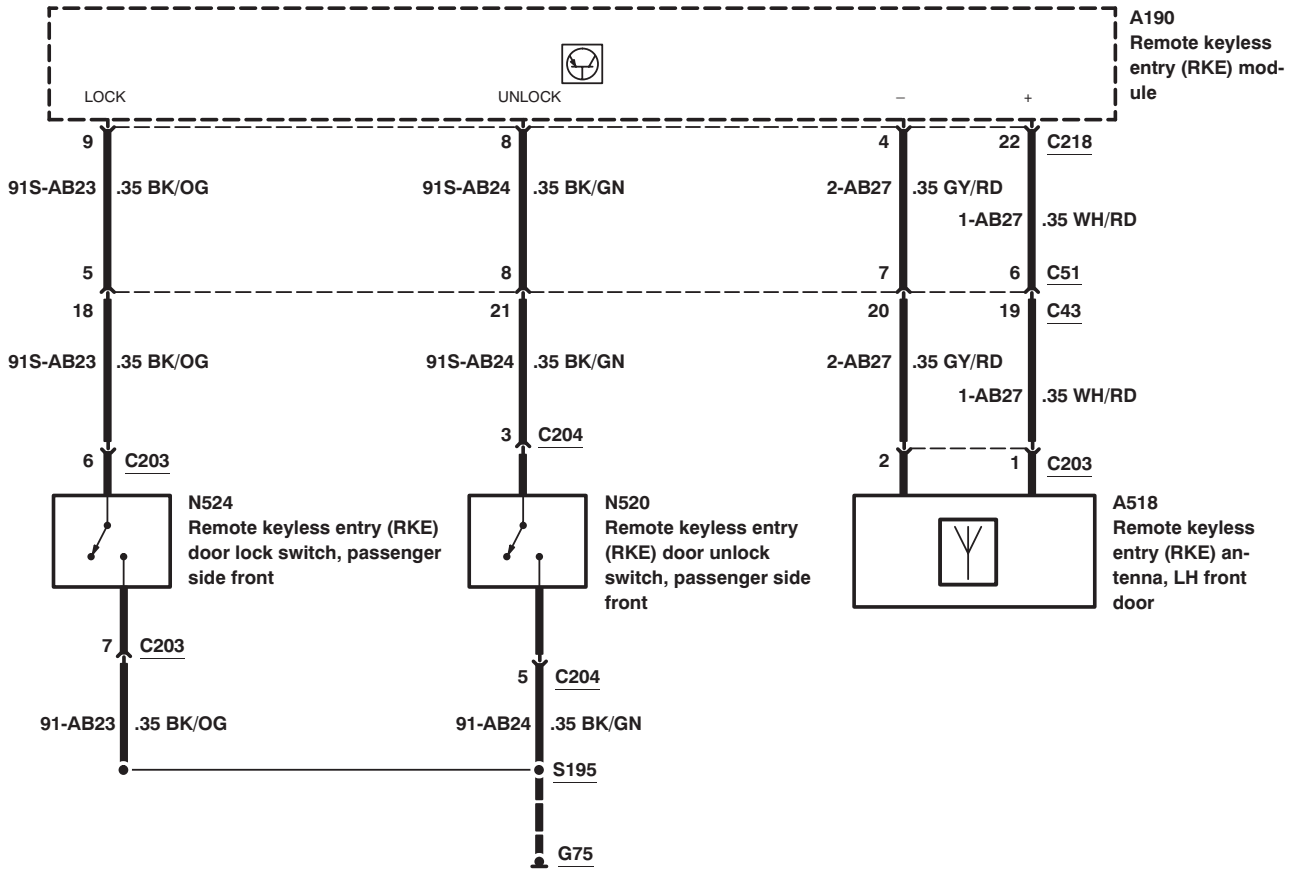
Handles, Locks, Latches and Entry Systems – except convertible, with remote keyless entry (RKE), RHD, before 12/2007



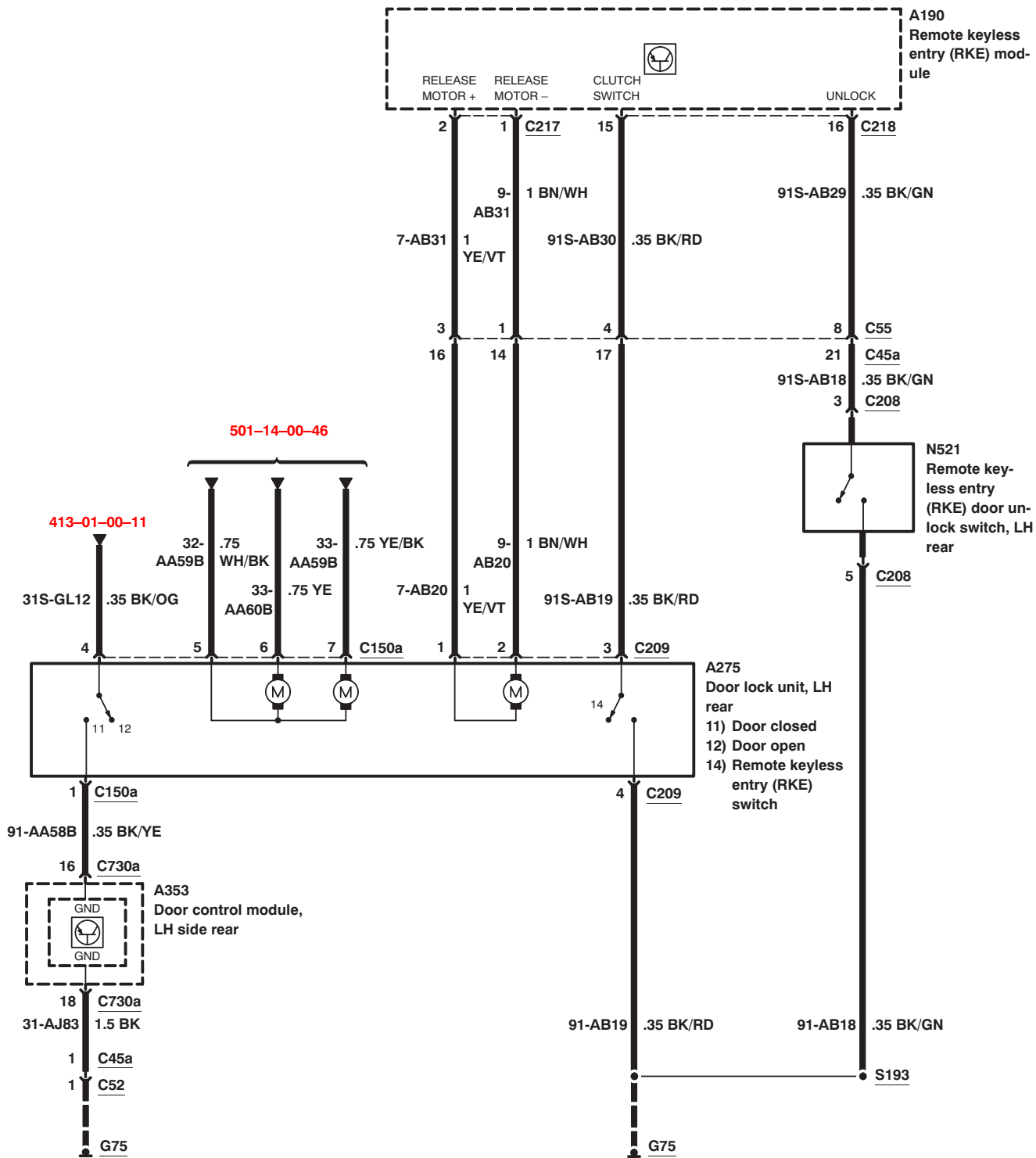
Handles, Locks, Latches and Entry Systems – except convertible, with remote keyless entry (RKE), RHD, before 12/2007



Handles, Locks, Latches and Entry Systems – except convertible, with remote keyless entry (RKE), RHD, before 12/2007

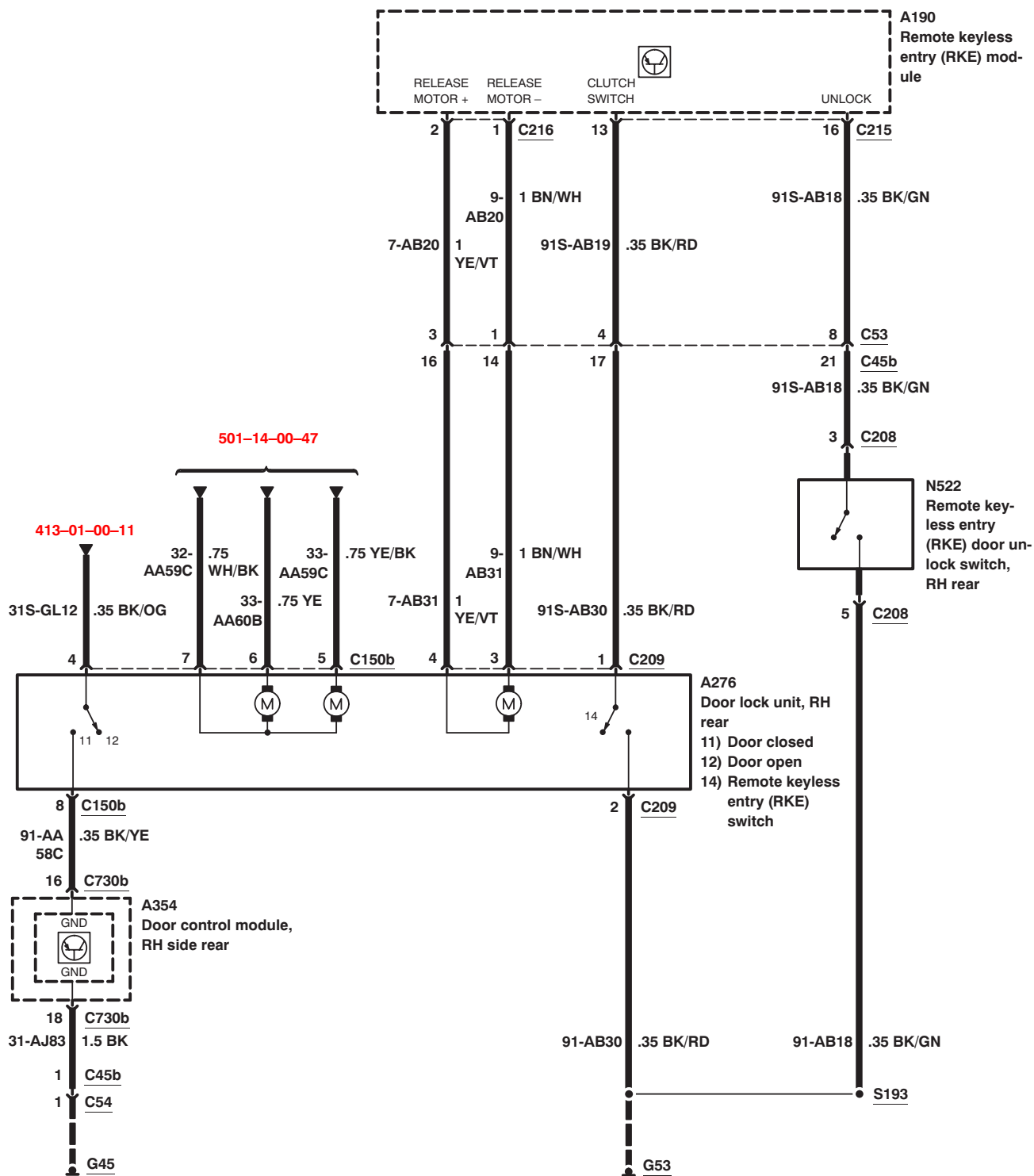


Handles, Locks, Latches and Entry Systems – except convertible, with remote keyless entry (RKE), RHD, before 12/2007



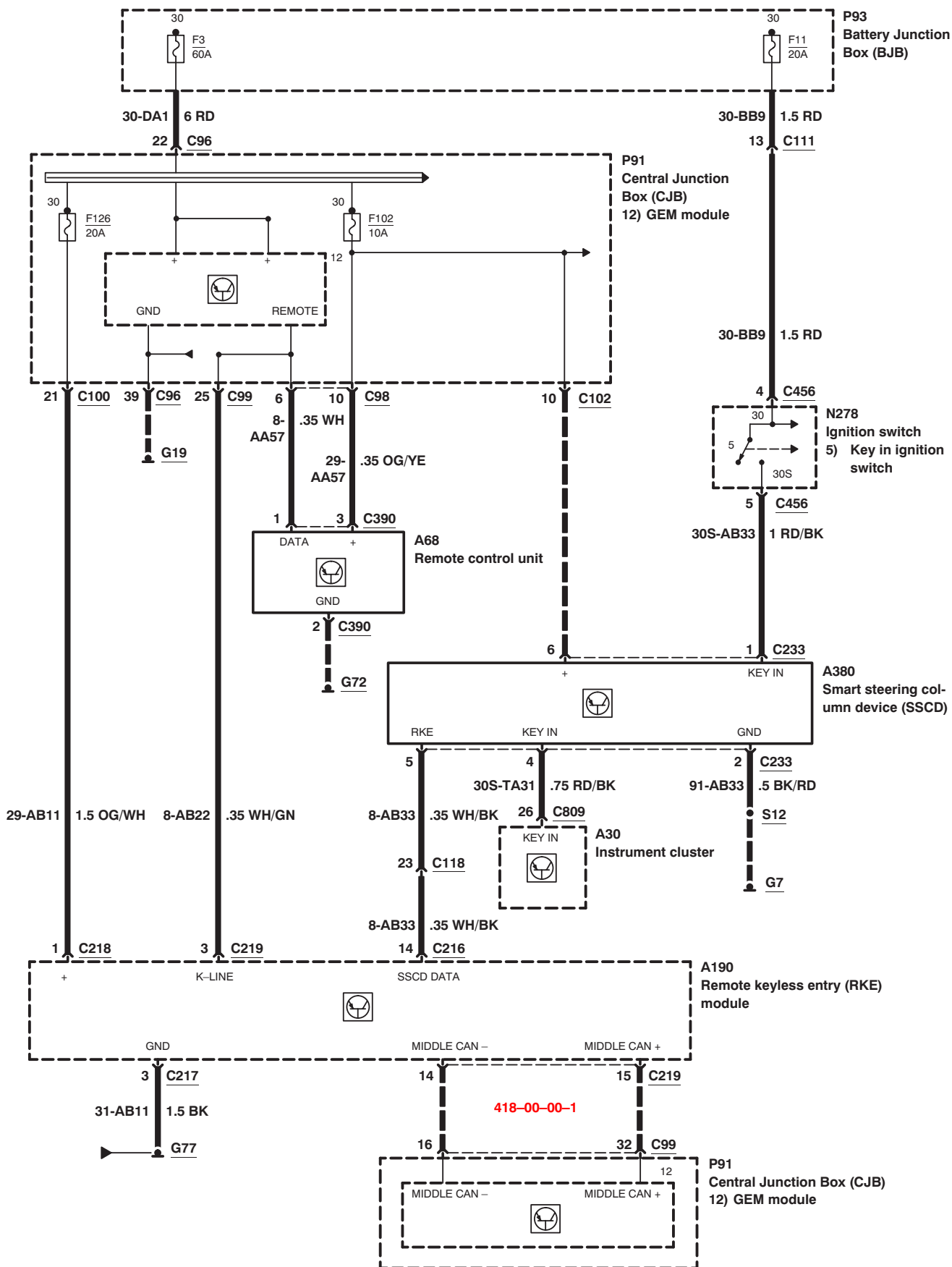
08/2008
501-14-00-63
2007.5
Focus

Handles, Locks, Latches and Entry Systems – except convertible, with remote keyless entry (RKE), RHD, before 12/2007

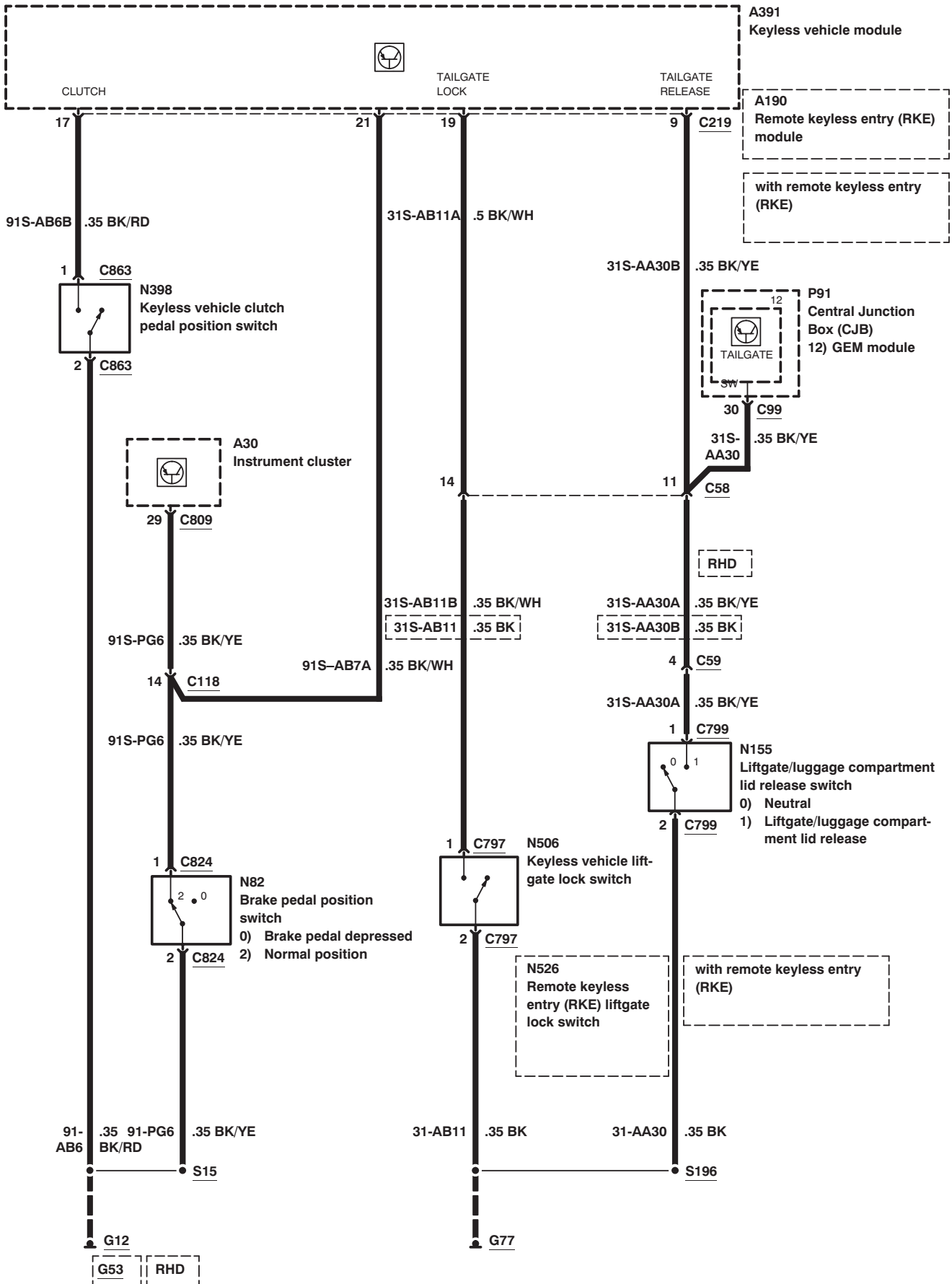


08/2008
501-14-00-64
2007.5
Focus

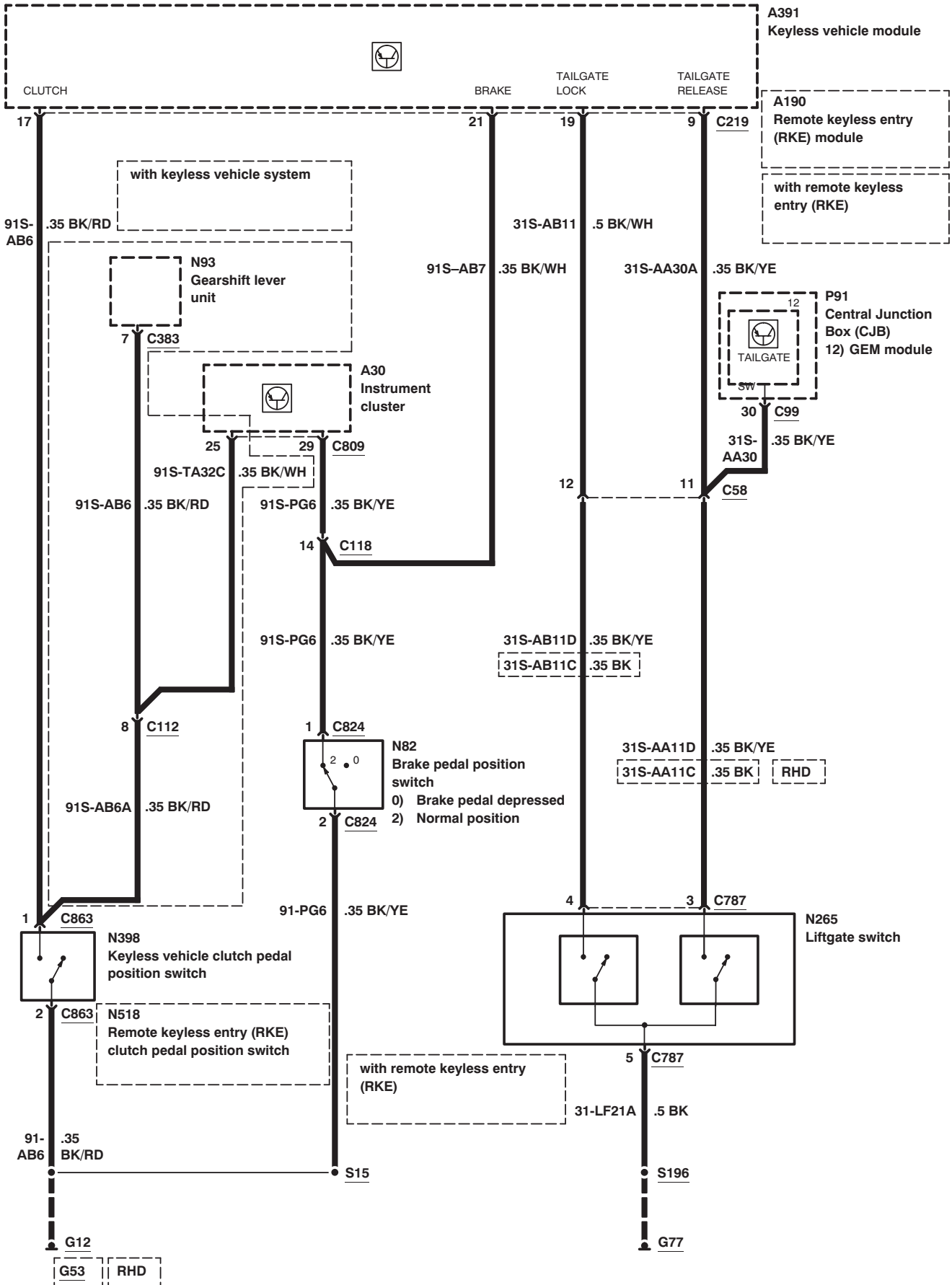
Handles, Locks, Latches and Entry Systems – except convertible, with remote keyless entry (RKE), as of 12/2007



Handles, Locks, Latches and Entry Systems – except convertible, with keyless vehicle system or with remote keyless entry (RKE), as of 12/2007, 4-door model / wagon

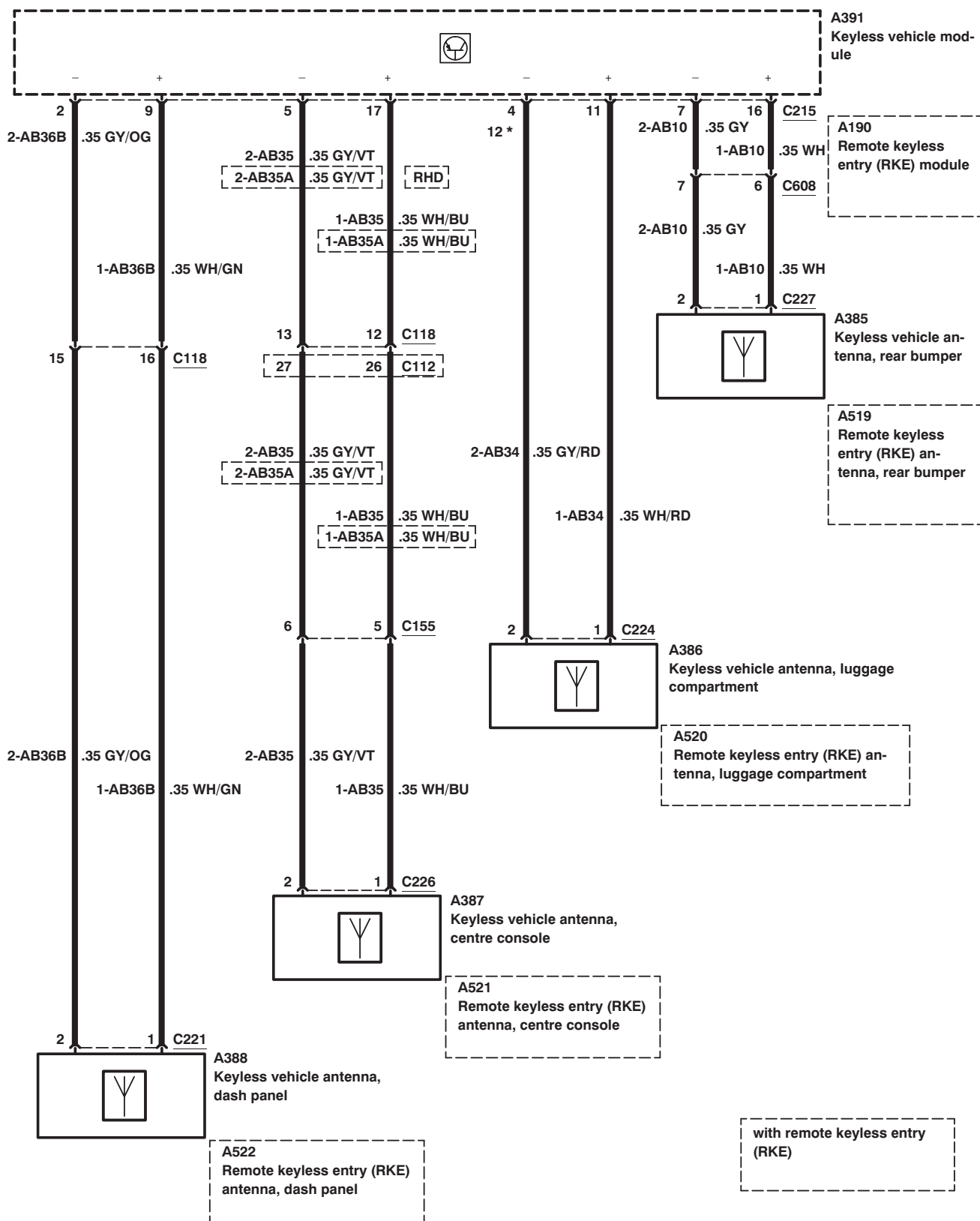


Handles, Locks, Latches and Entry Systems – except convertible, with keyless vehicle system or with remote keyless entry (RKE), as of 12/2007, 3-door model/5-door model



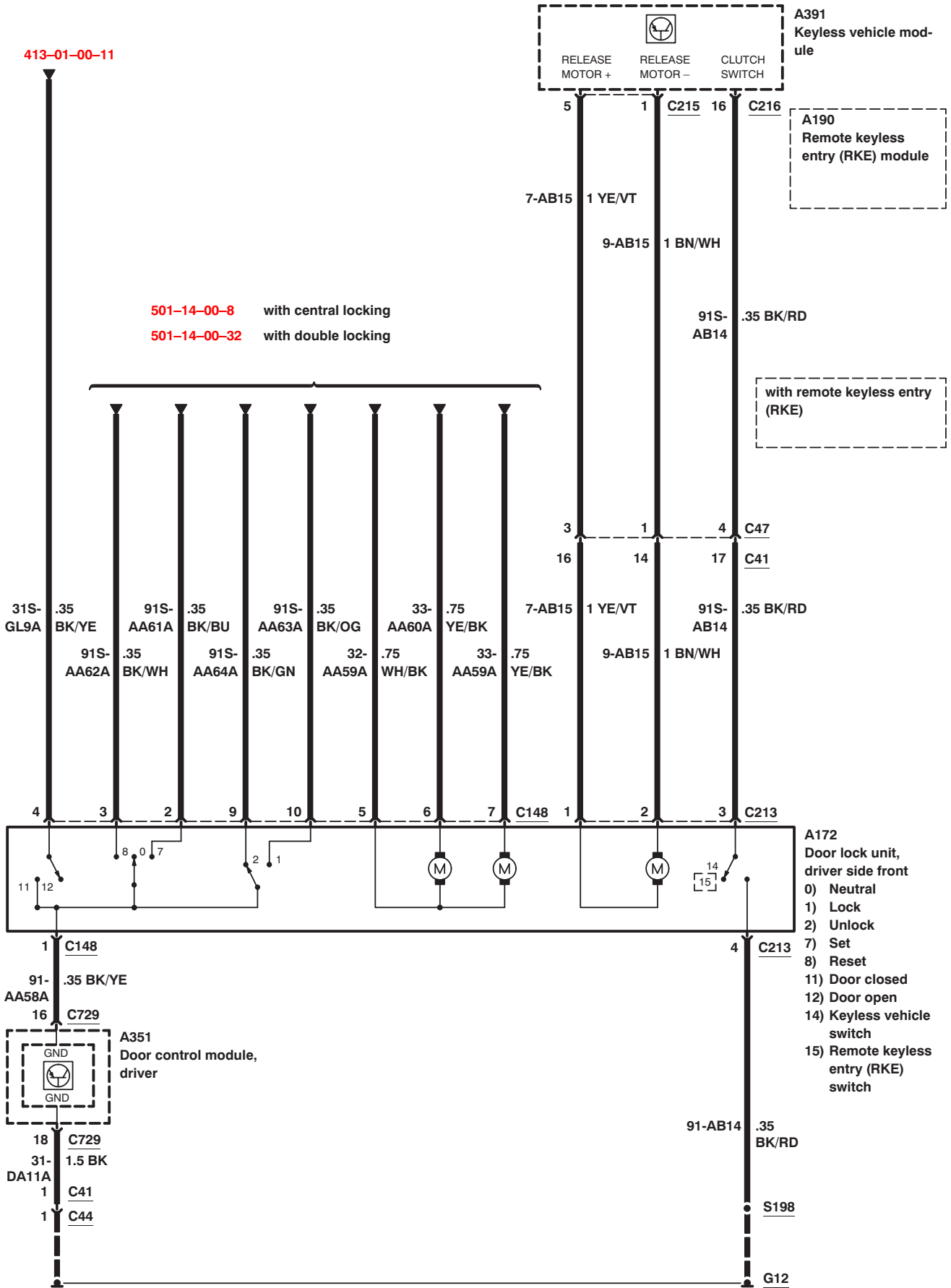
08/2008
501-14-00-68
2007.5
Focus

Handles, Locks, Latches and Entry Systems – except convertible, with keyless vehicle system or with remote keyless entry (RKE), as of 12/2007



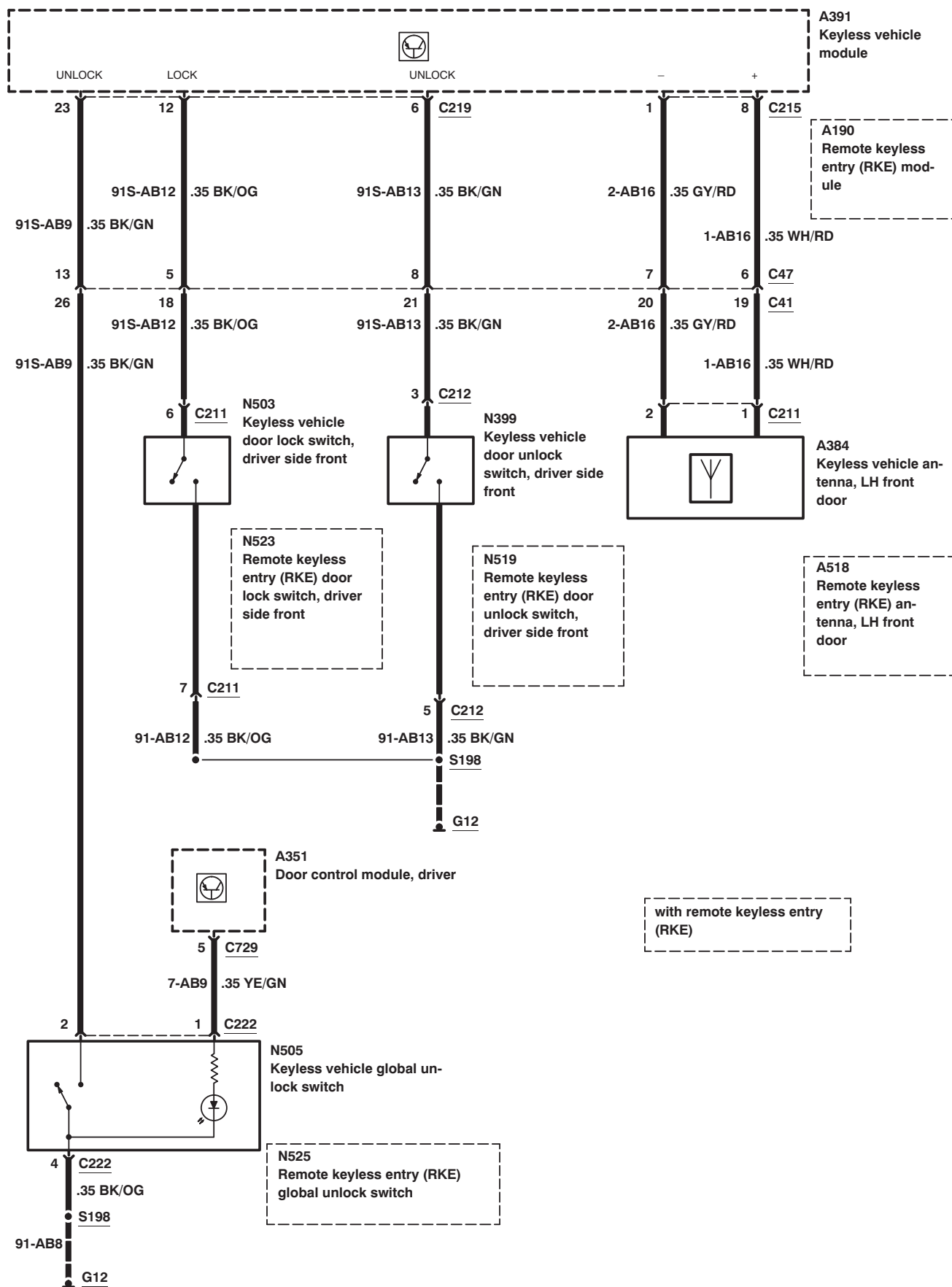
* as of 09/2008

Handles, Locks, Latches and Entry Systems – except convertible, with keyless vehicle system or with remote keyless entry (RKE), LHD, as of 12/2007

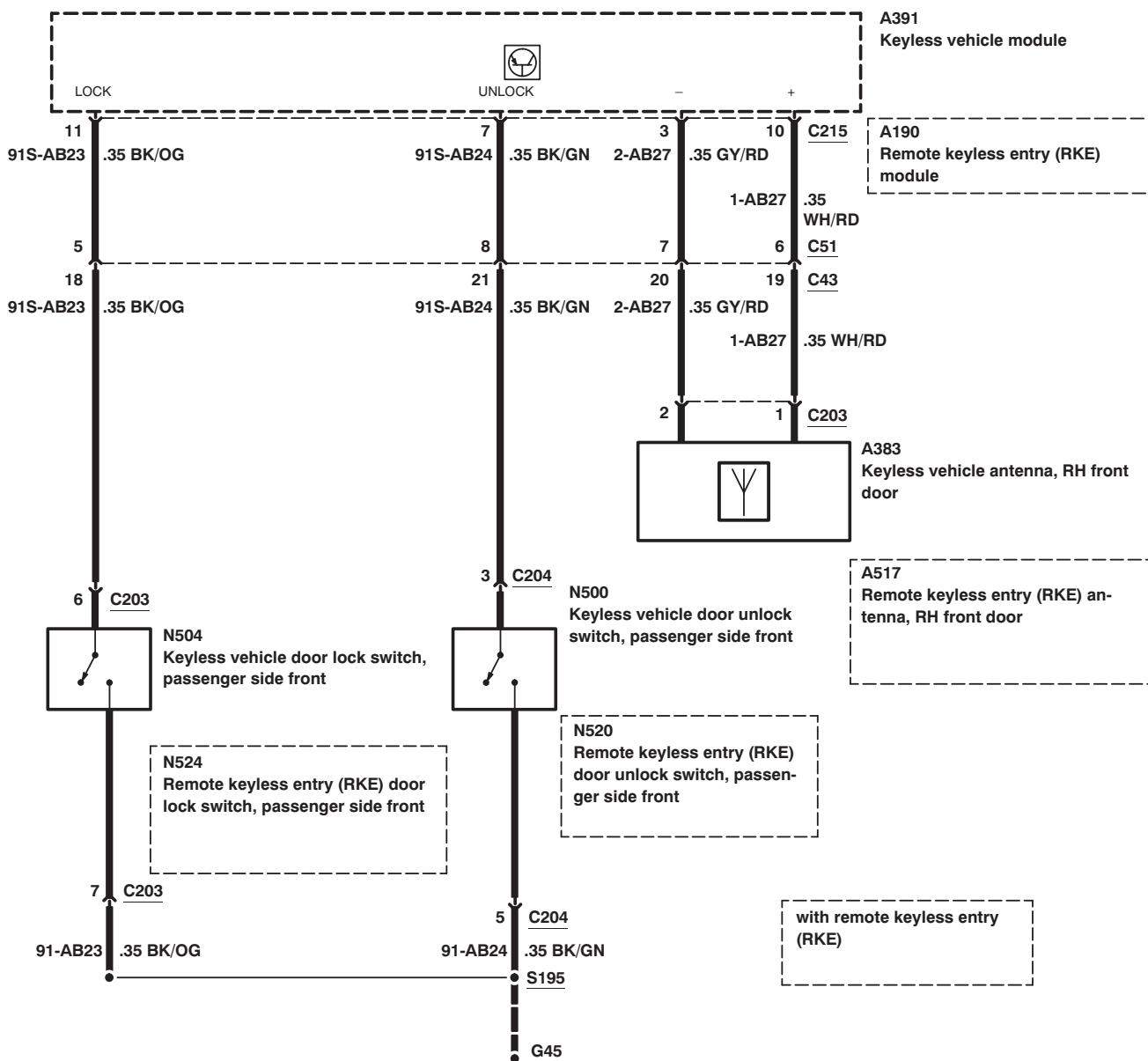


08/2008
501-14-00-70
2007.5
Focus

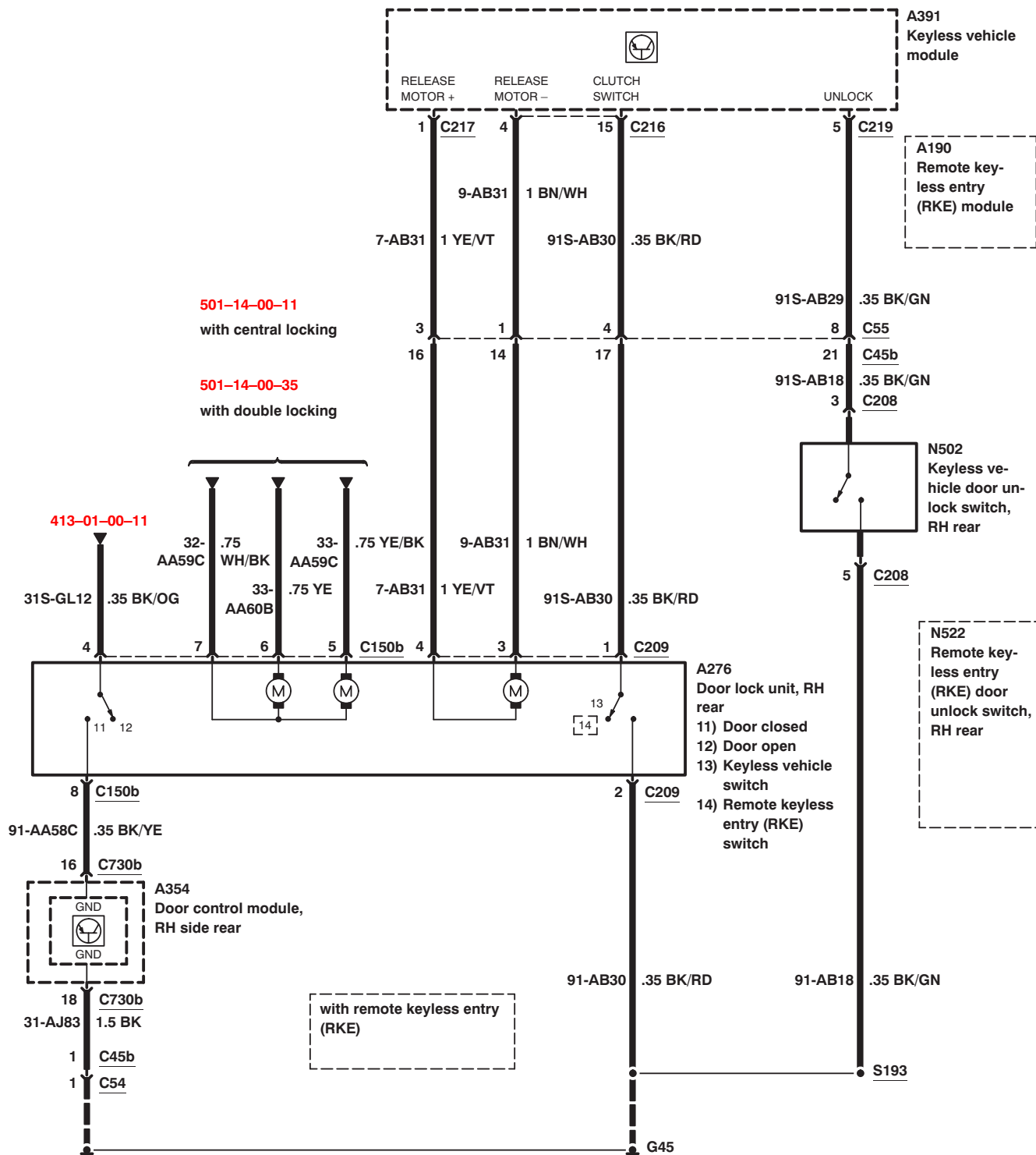
Handles, Locks, Latches and Entry Systems – except convertible, with keyless vehicle system or with remote keyless entry (RKE), LHD, as of 12/2007



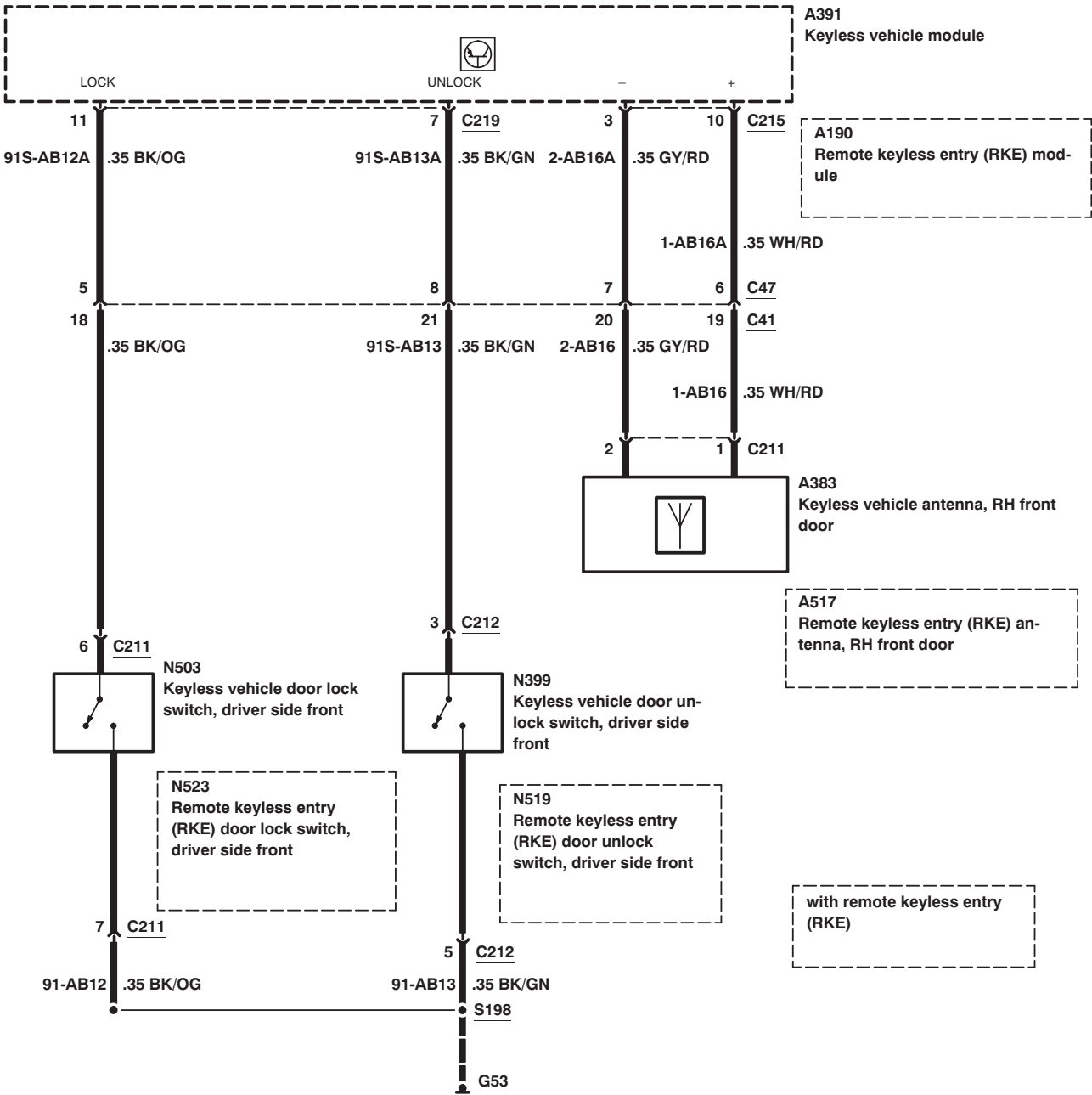
Handles, Locks, Latches and Entry Systems – except convertible, with keyless vehicle system or with remote keyless entry (RKE), LHD, as of 12/2007



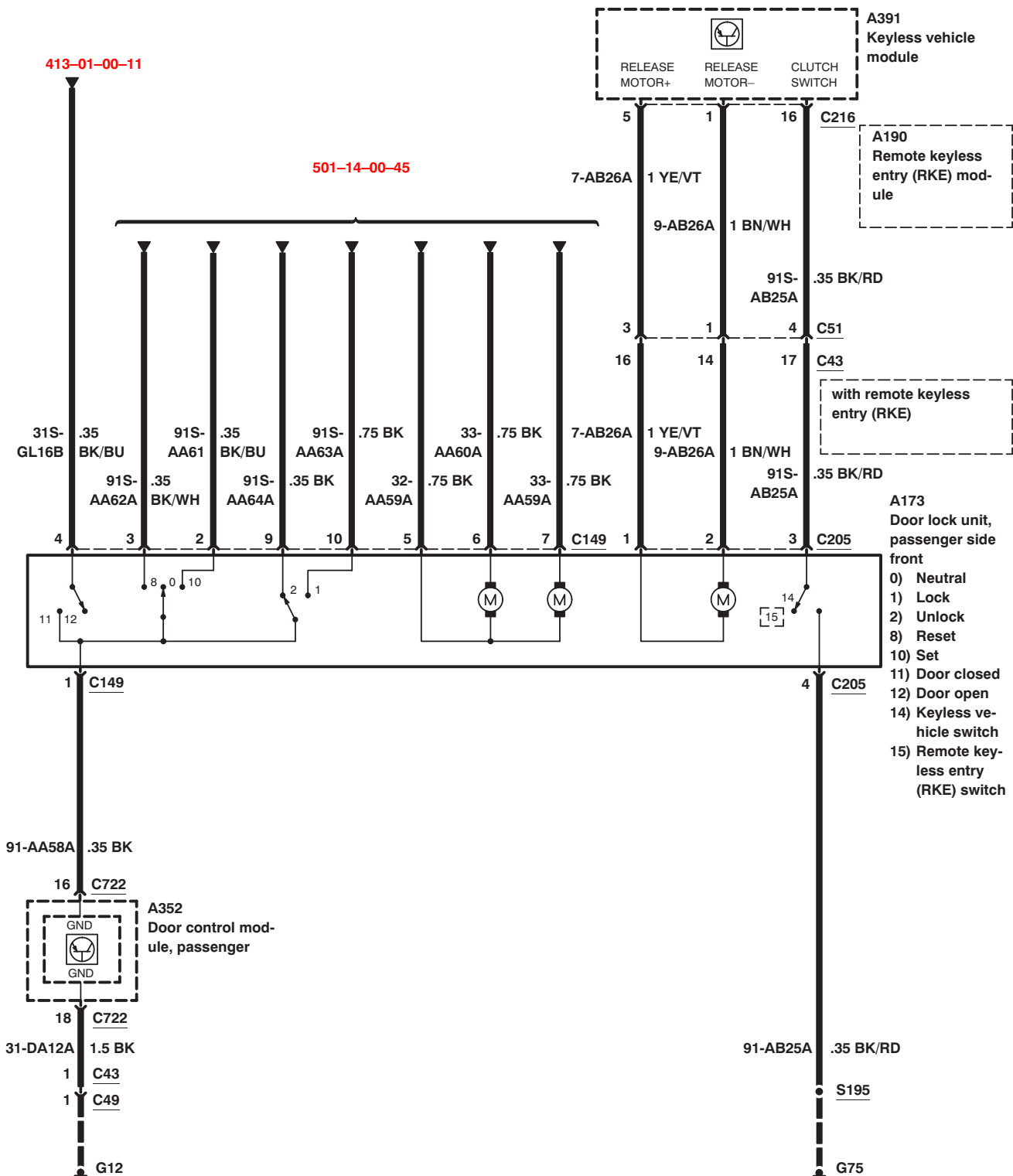
Handles, Locks, Latches and Entry Systems – except convertible, with keyless vehicle system or with remote keyless entry (RKE), LHD, as of 12/2007



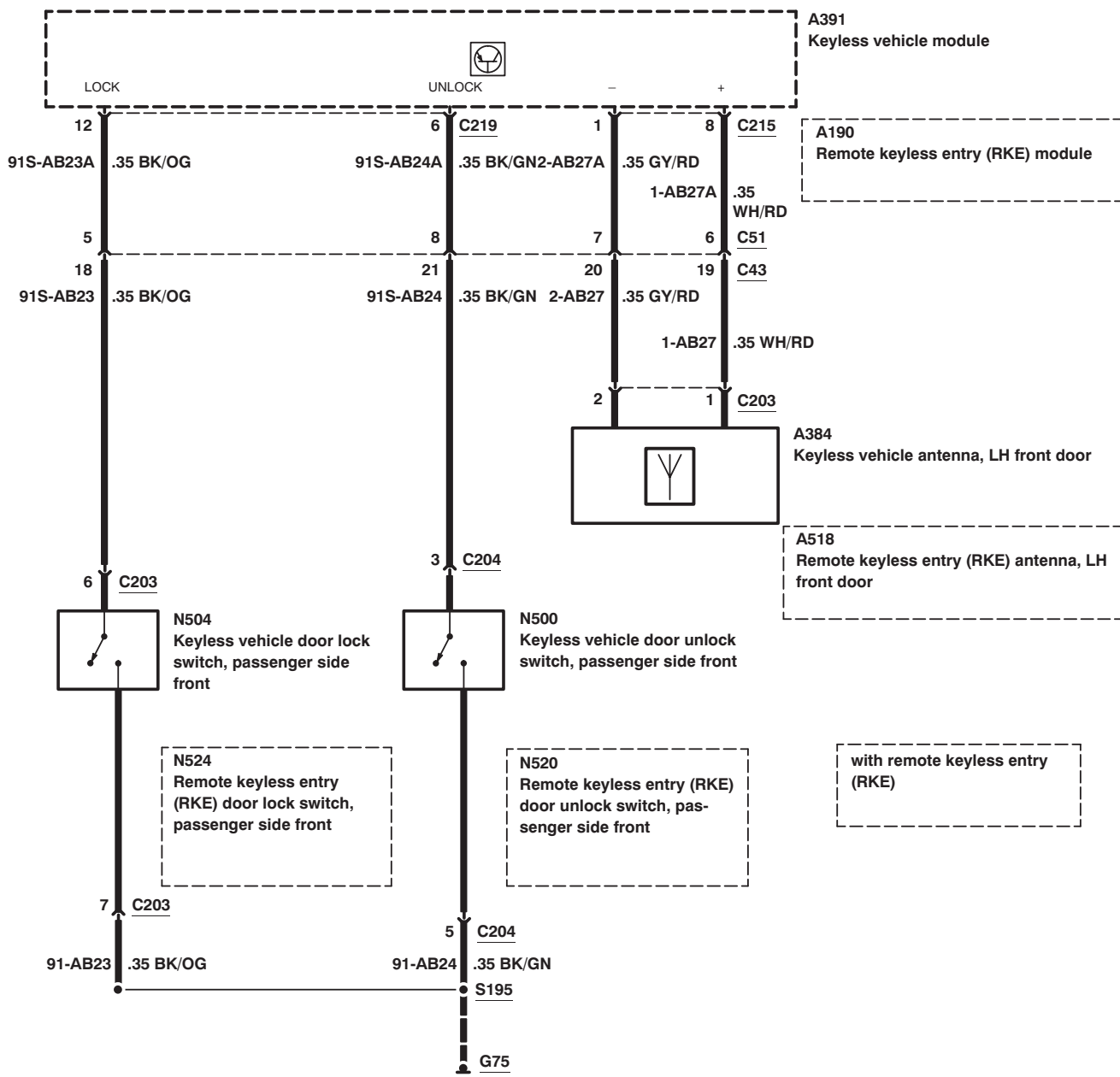
Handles, Locks, Latches and Entry Systems – except convertible, with keyless vehicle system or with remote keyless entry (RKE), RHD, as of 12/2007



Handles, Locks, Latches and Entry Systems – except convertible, with keyless vehicle system or with remote keyless entry (RKE), RHD, as of 12/2007

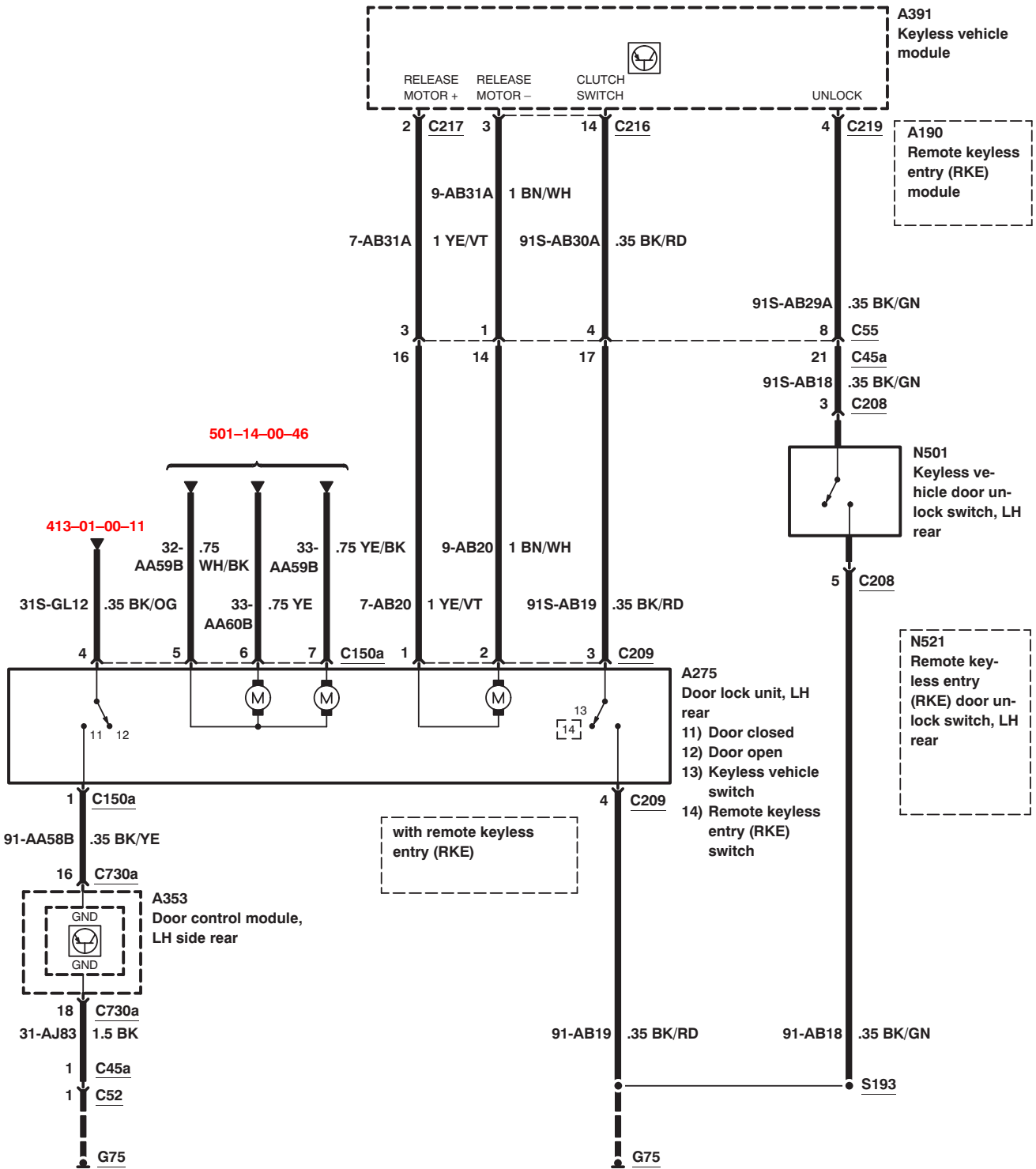


Handles, Locks, Latches and Entry Systems – except convertible, with keyless vehicle system or with remote keyless entry (RKE), RHD, as of 12/2007



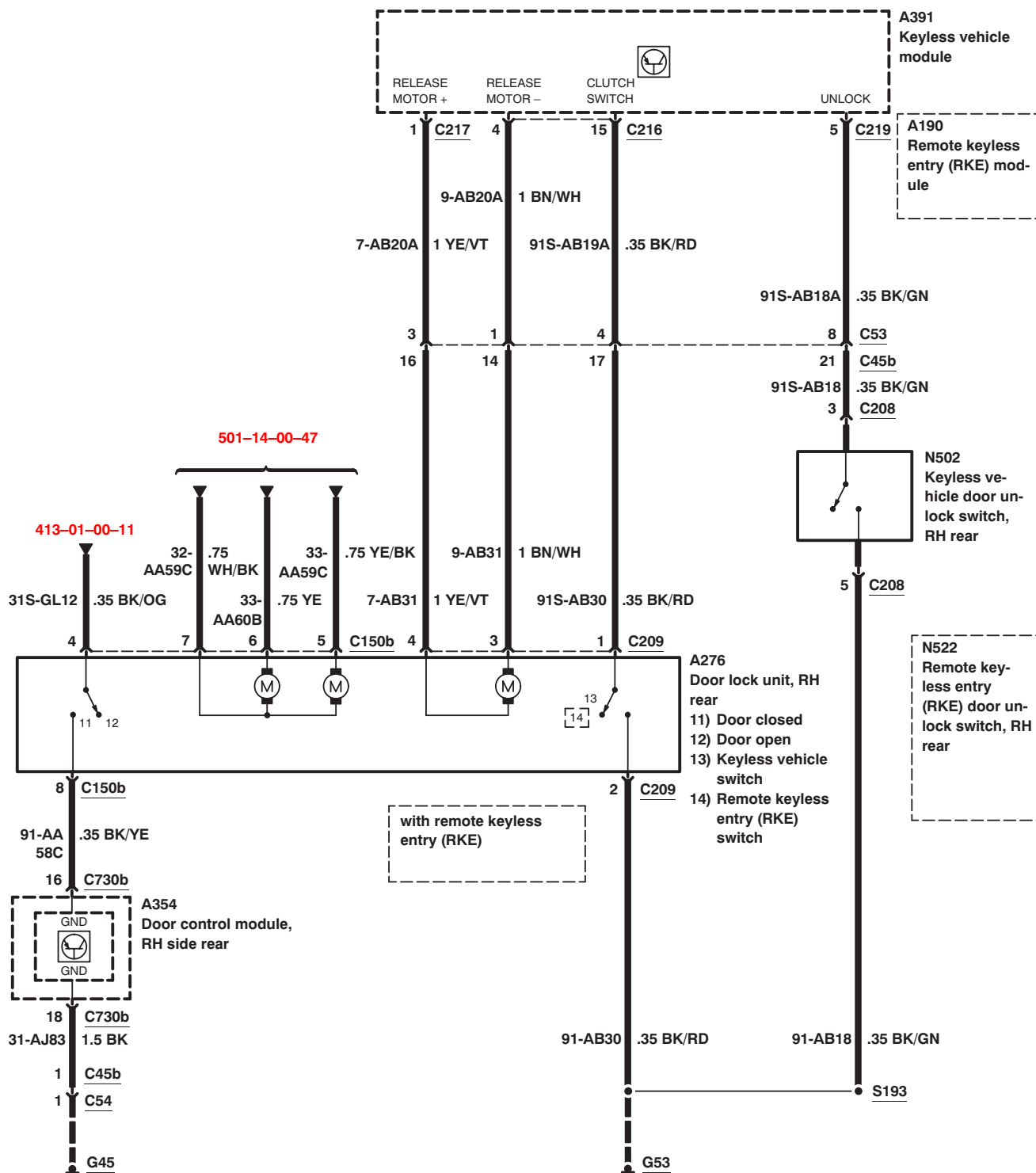
with remote keyless entry (RKE)

Handles, Locks, Latches and Entry Systems – except convertible, with keyless vehicle system or with remote keyless entry (RKE), RHD, as of 12/2007



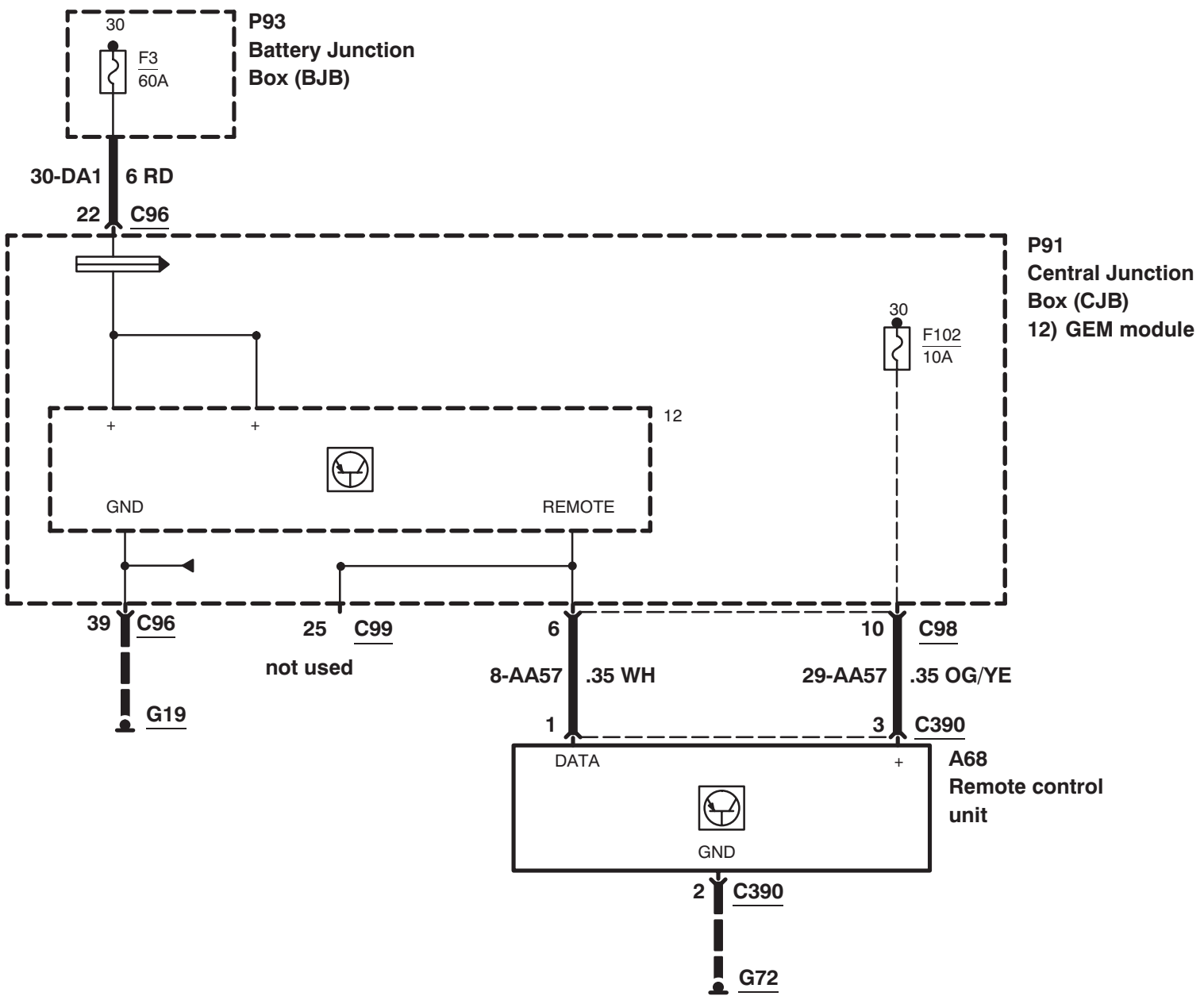
08/2008
501-14-00-80
2007.5
Focus

Handles, Locks, Latches and Entry Systems – except convertible, with keyless vehicle system or with remote keyless entry (RKE), RHD, as of 12/2007

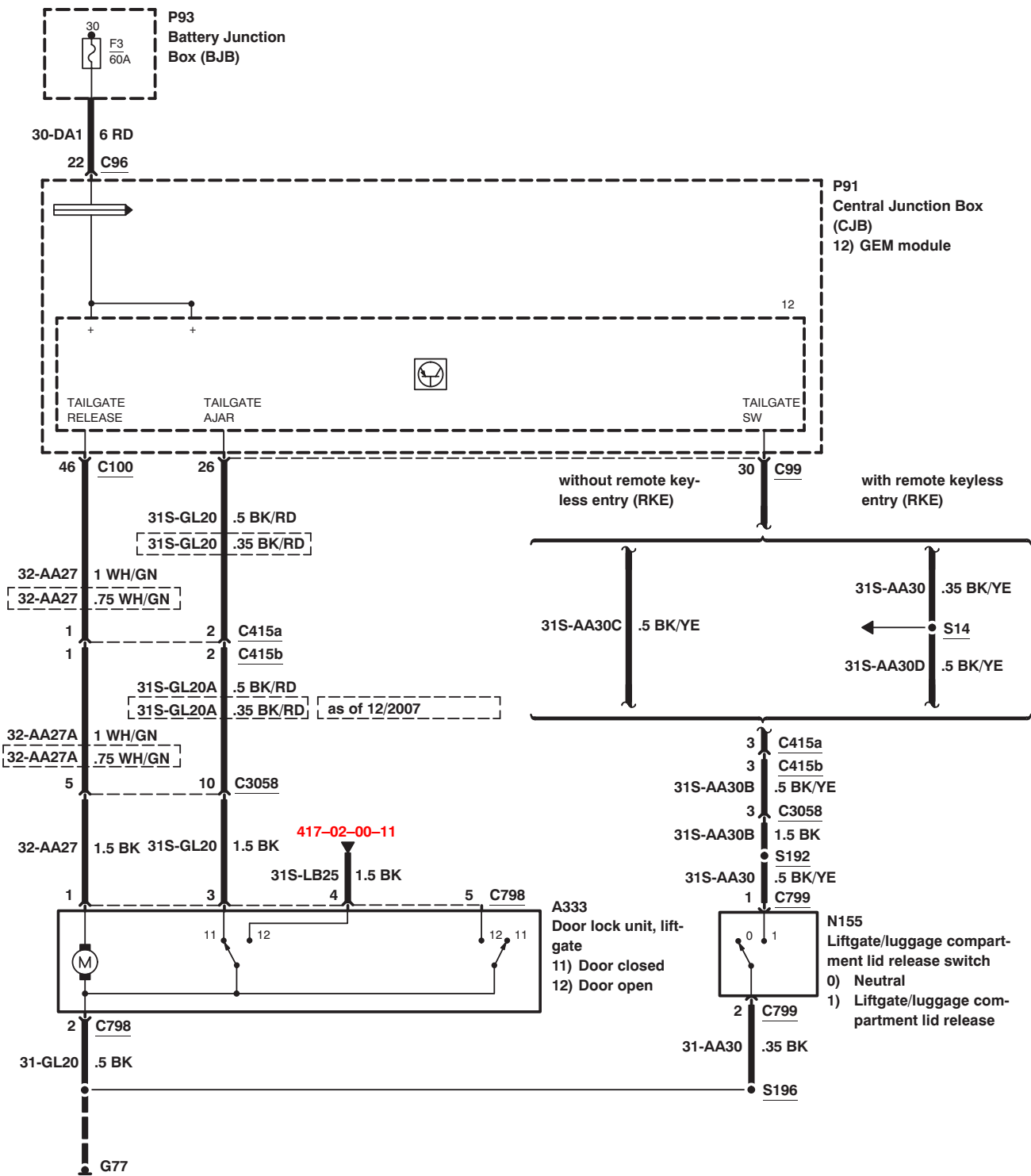


10/2007
501-14-00-81
2007.5
Focus

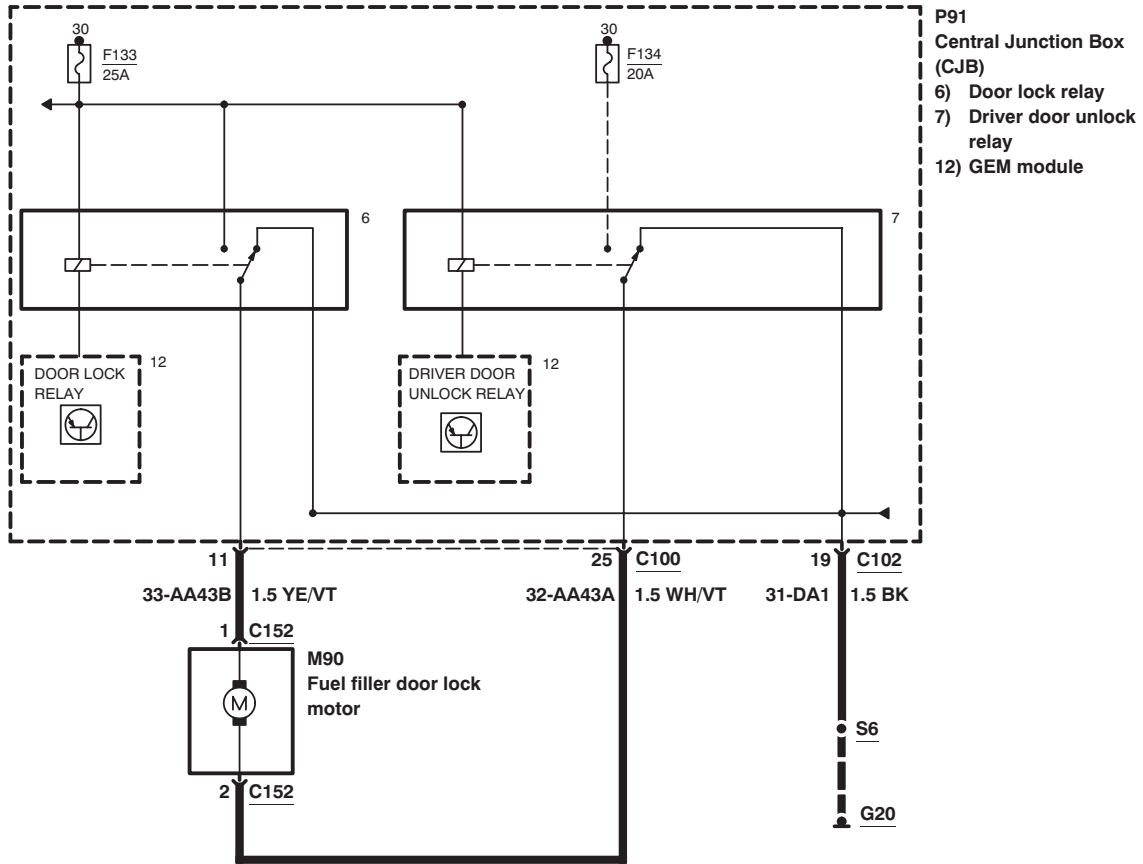
Handles, Locks, Latches and Entry Systems – convertible, LHD, with double locking, with global closing



Handles, Locks, Latches and Entry Systems – convertible, RHD, with double locking, with global closing

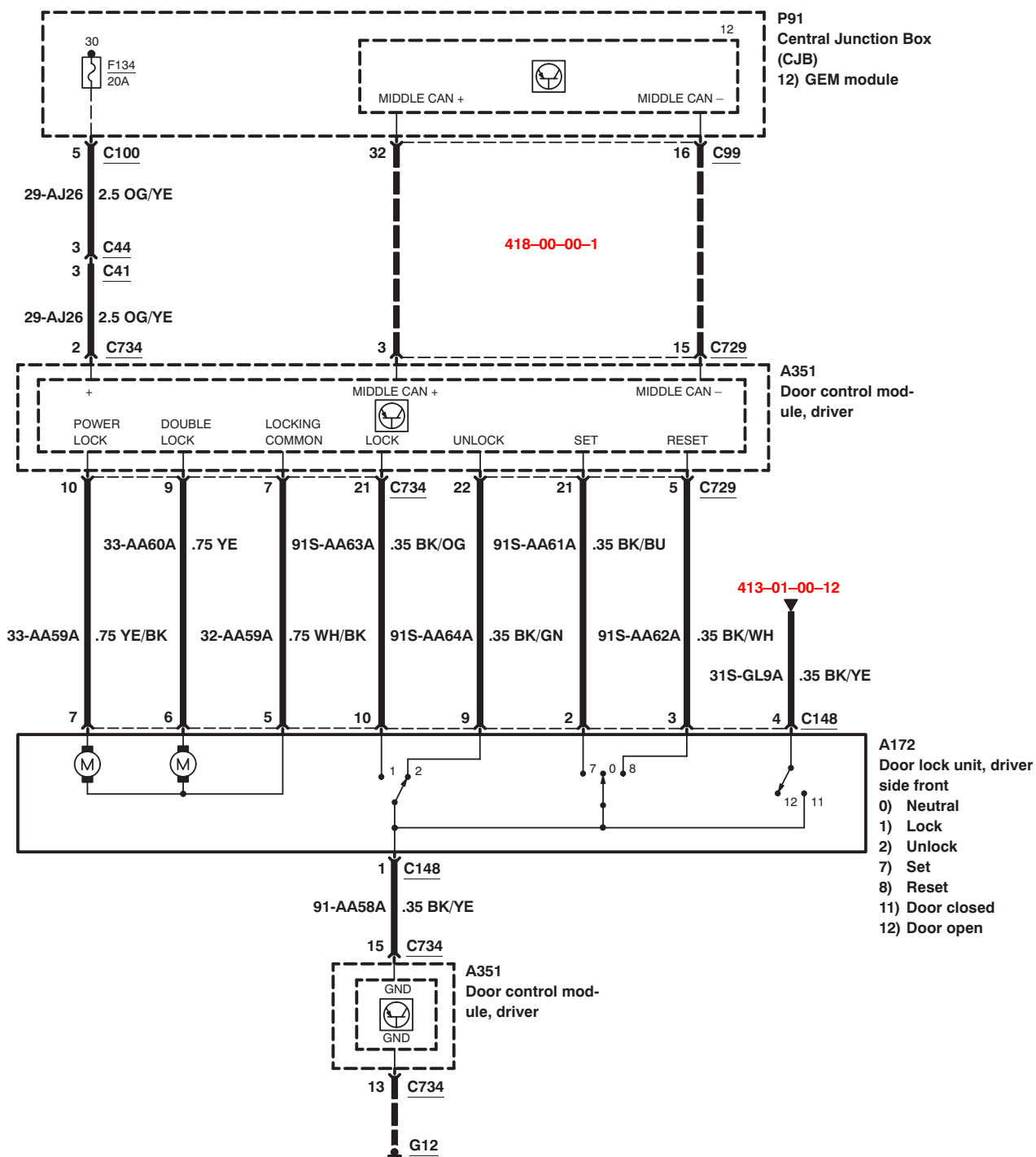


Handles, Locks, Latches and Entry Systems – convertible, LHD, with double locking, with global closing

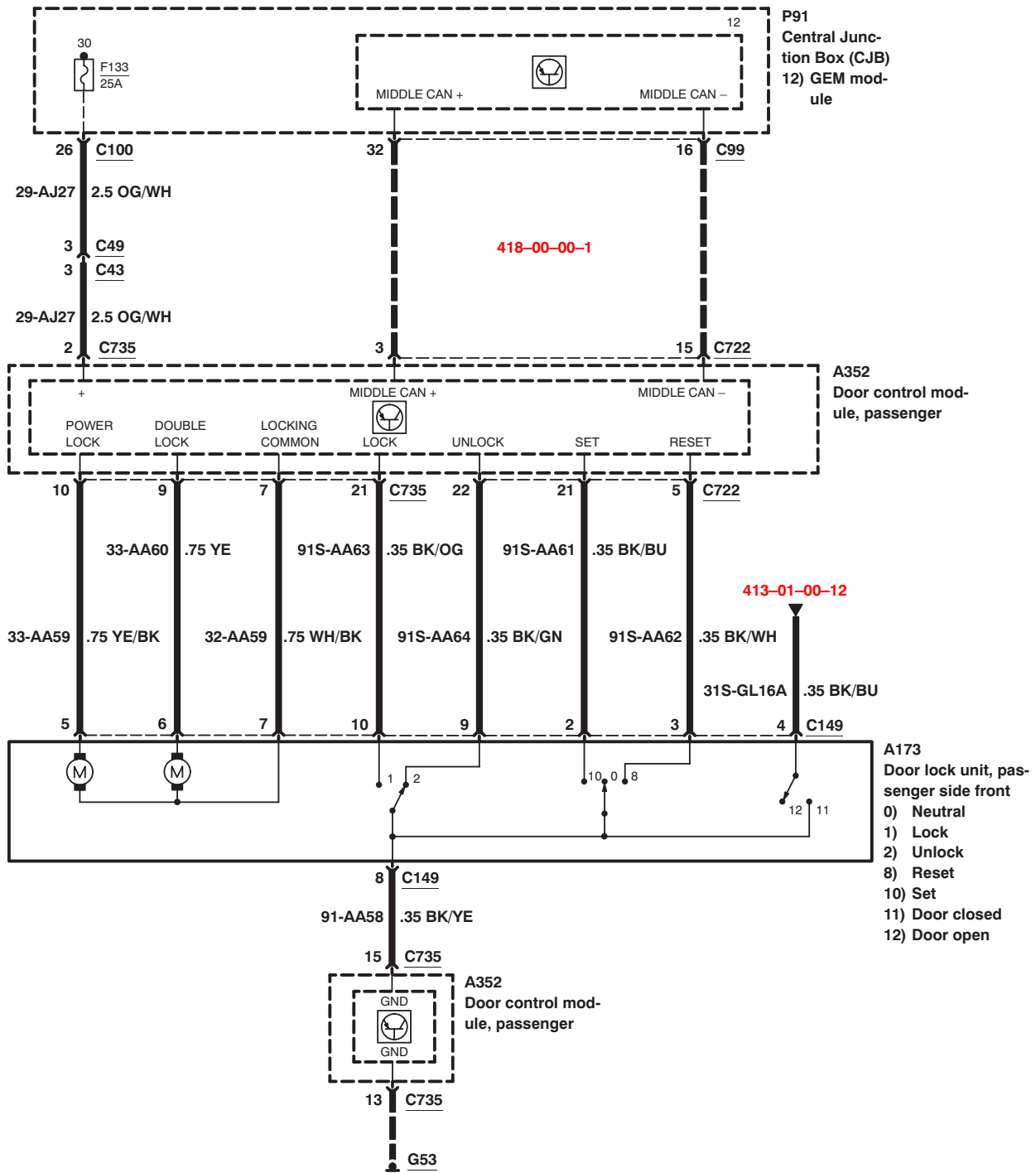


10/2007
501-14-00-84
2007.5
Focus

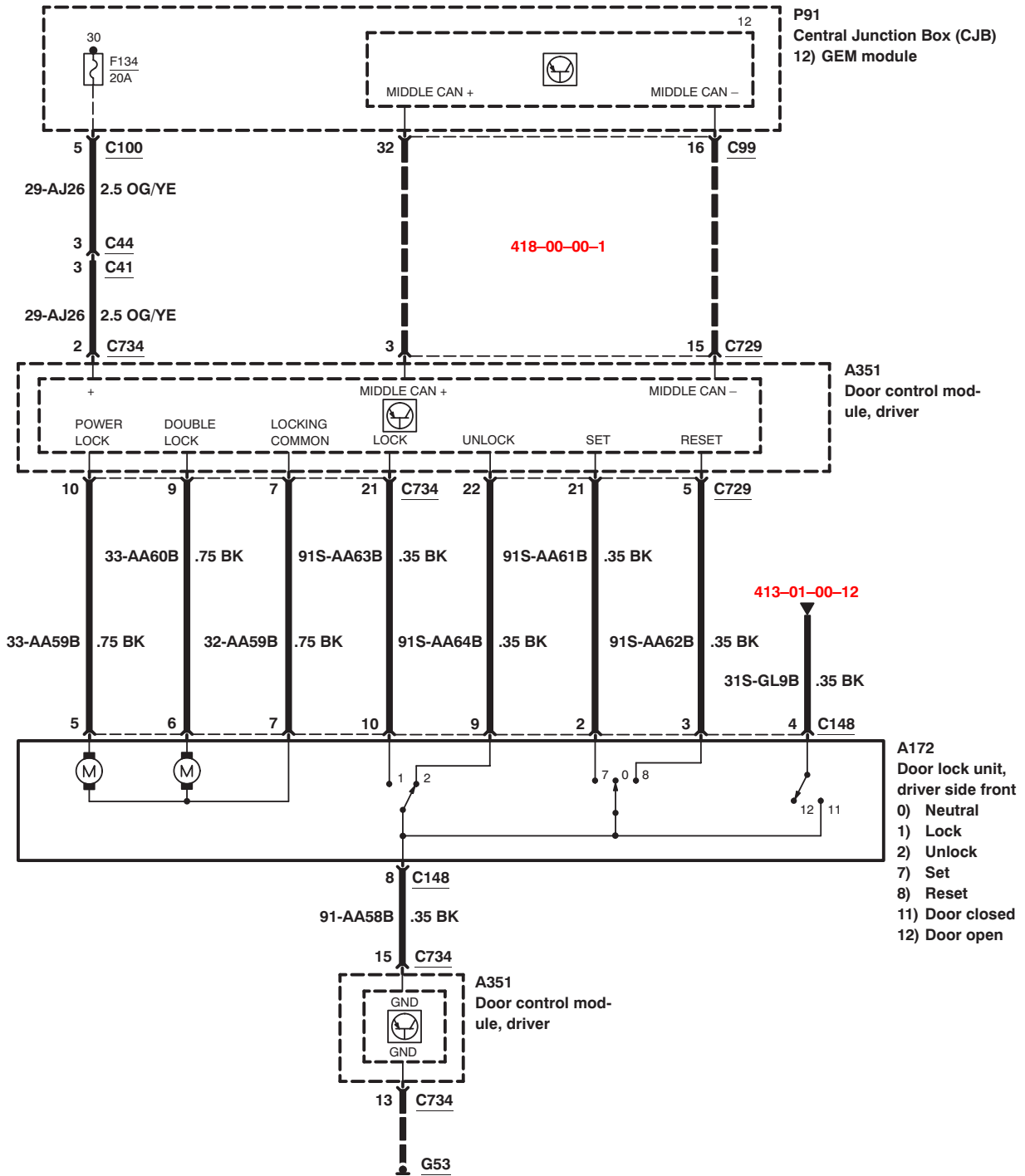
Handles, Locks, Latches and Entry Systems – convertible, LHD, with double locking, with global closing



Handles, Locks, Latches and Entry Systems – convertible, LHD, with double locking, with global closing

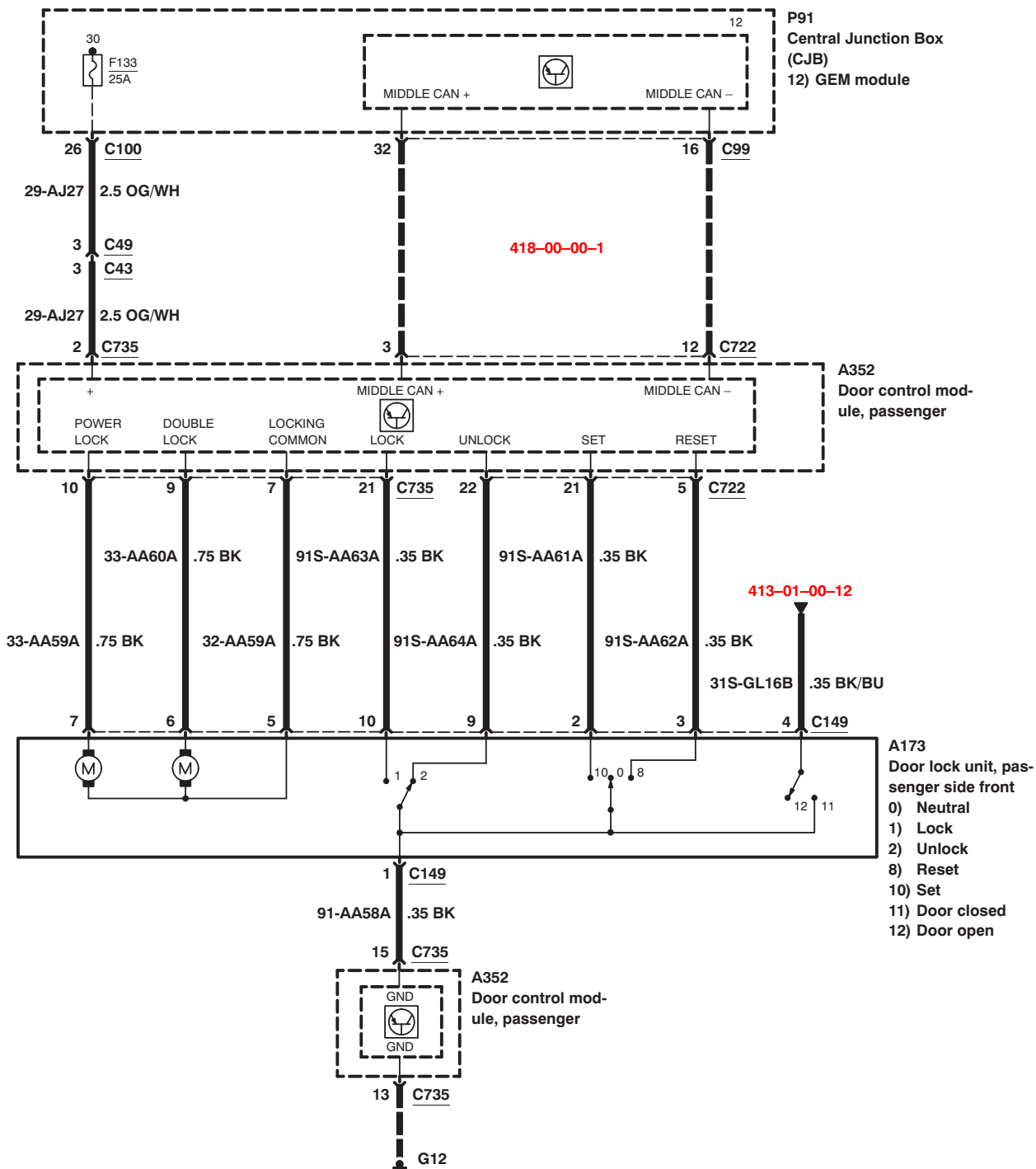


Handles, Locks, Latches and Entry Systems – convertible, RHD, with double locking, with global closing

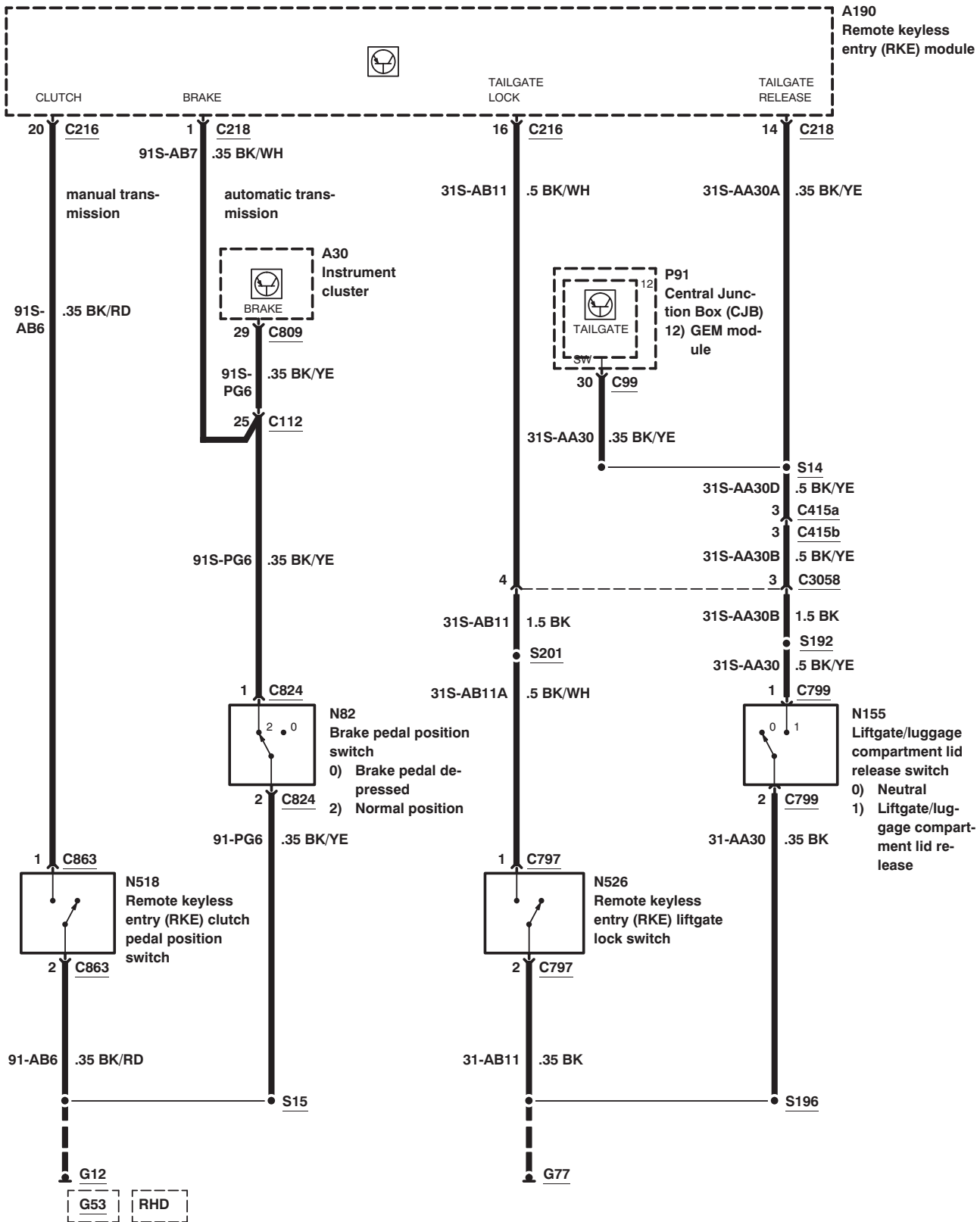


10/2007
501-14-00-87
2007.5
Focus

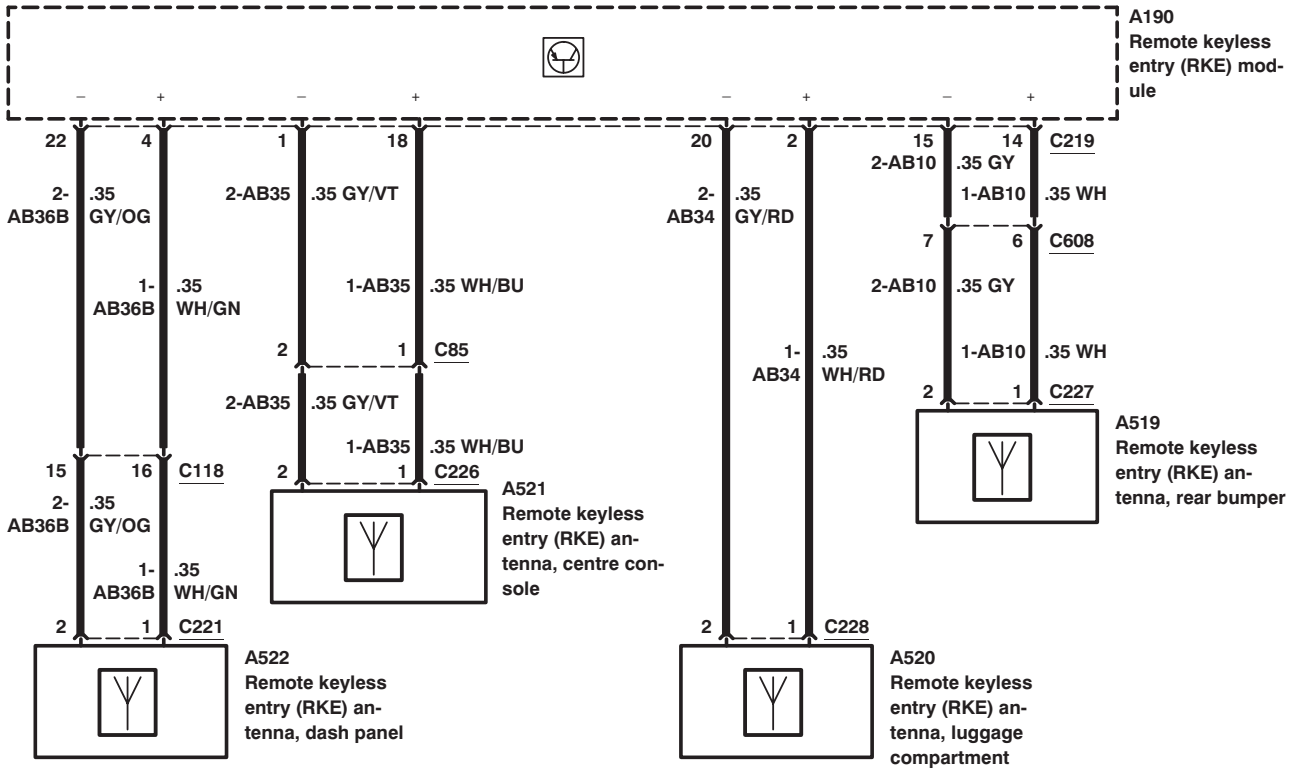
Handles, Locks, Latches and Entry Systems – convertible, RHD, with double locking, with global closing



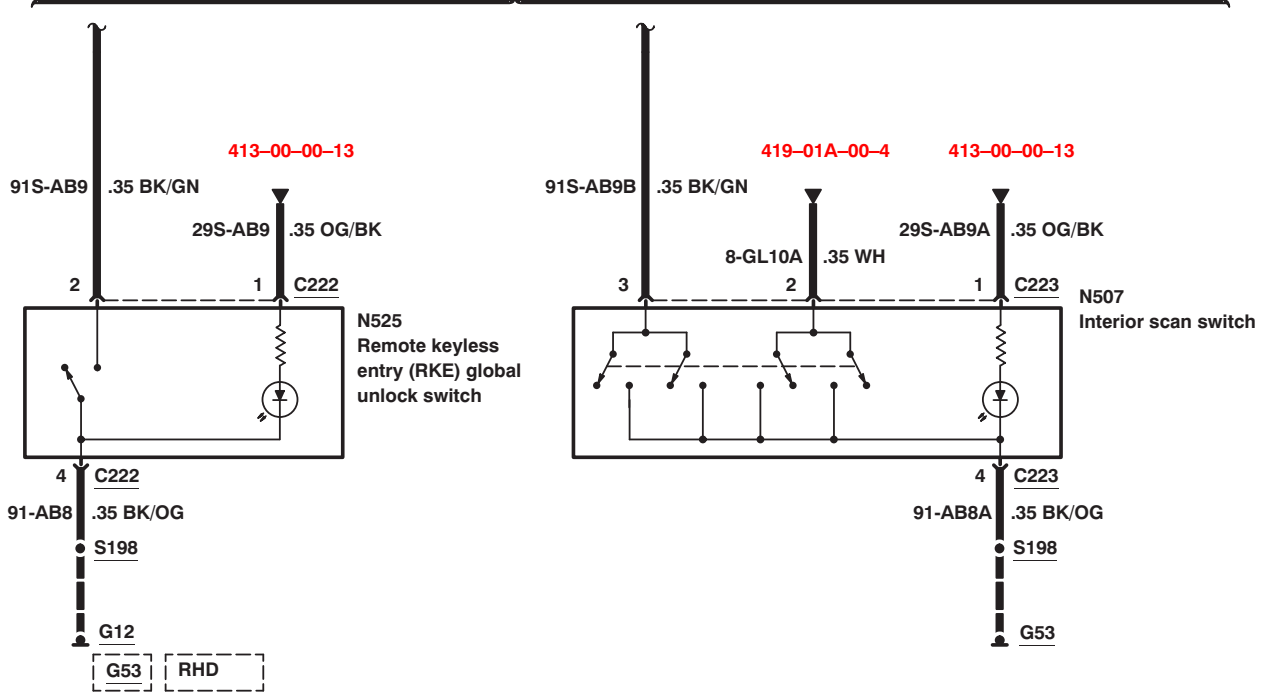
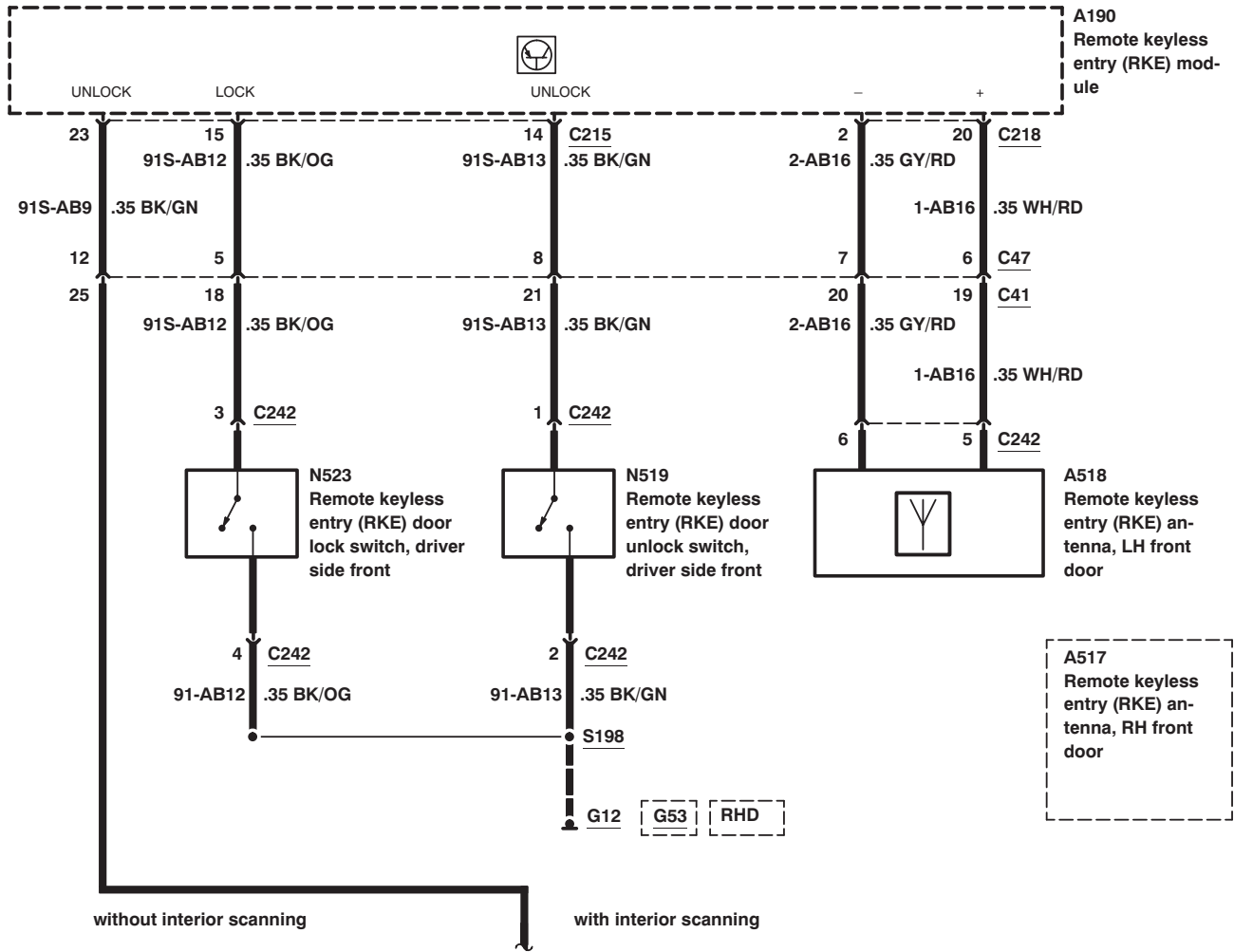
Handles, Locks, Latches and Entry Systems – convertible, with remote keyless entry (RKE), before 12/2007



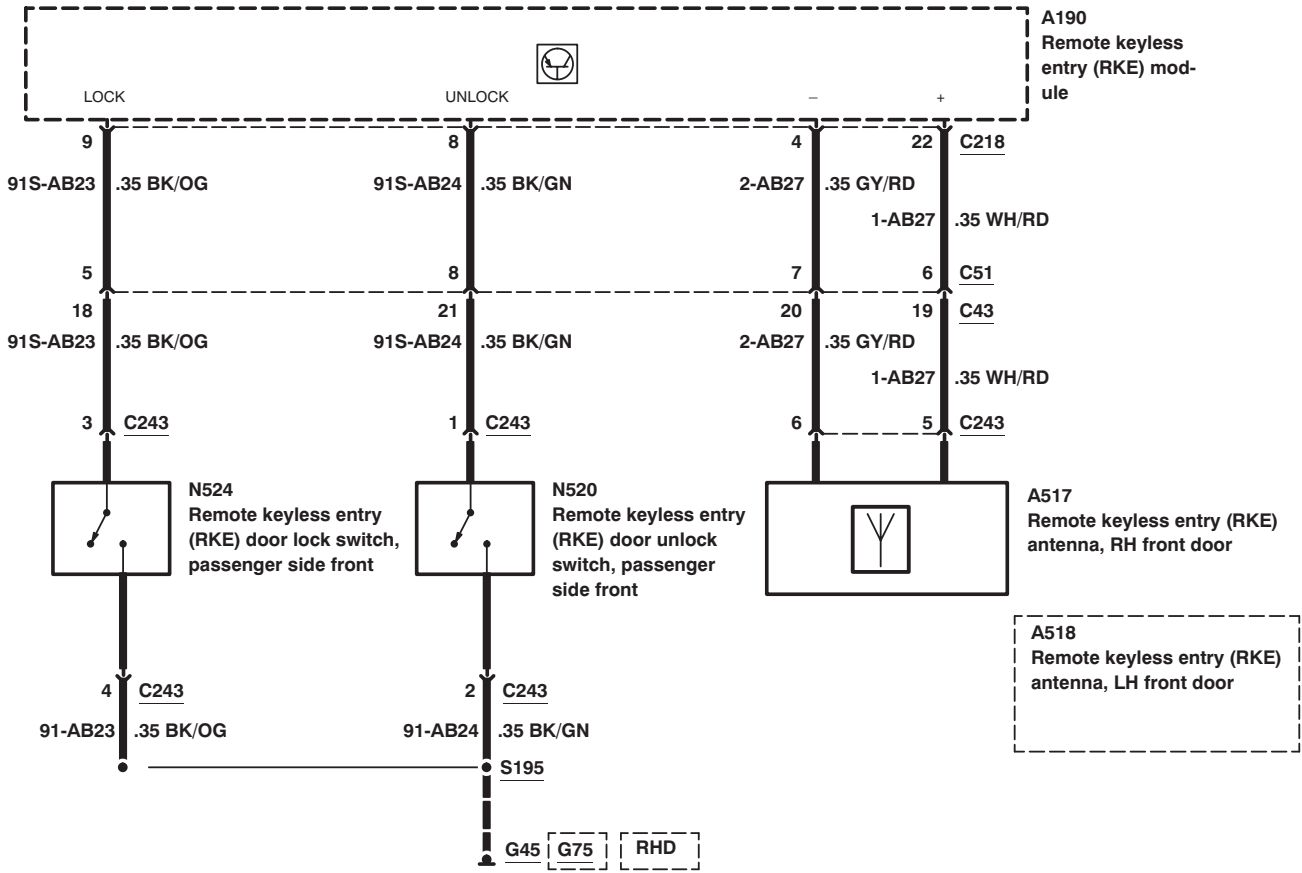
Handles, Locks, Latches and Entry Systems – convertible, with remote keyless entry (RKE), before 12/2007



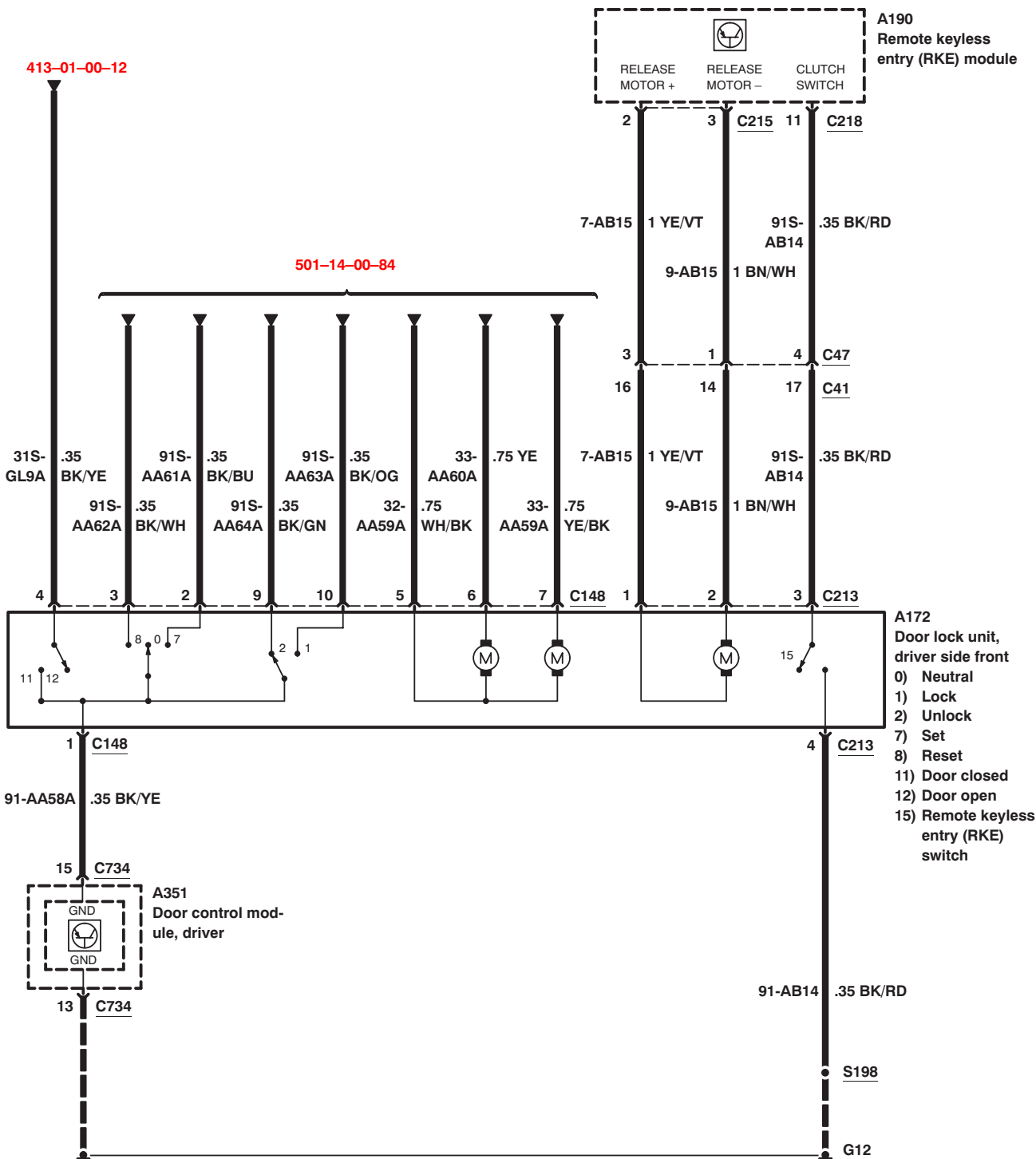
Handles, Locks, Latches and Entry Systems – convertible, with remote keyless entry (RKE), before 12/2007



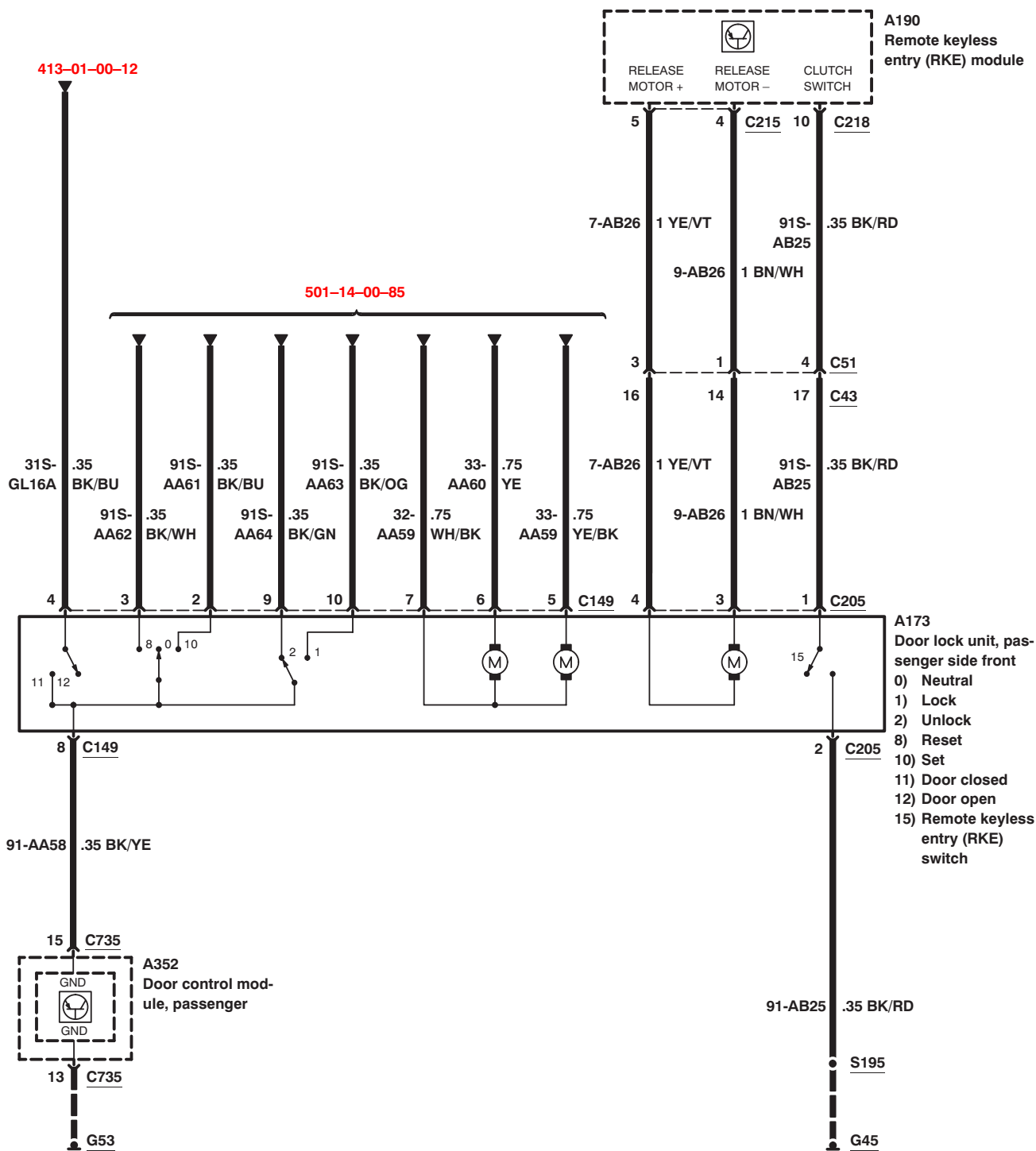
Handles, Locks, Latches and Entry Systems – convertible, with remote keyless entry (RKE), before 12/2007



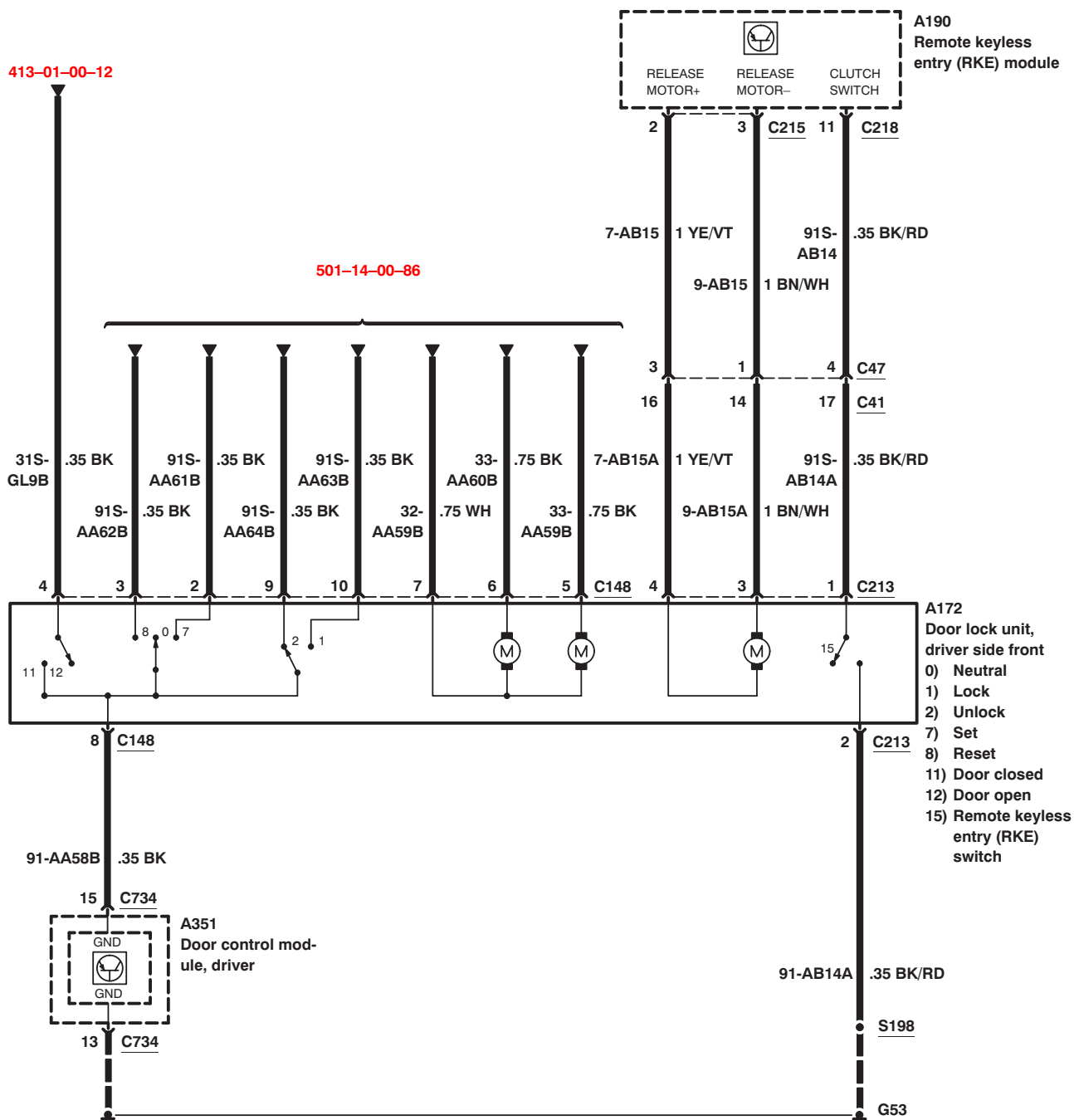
Handles, Locks, Latches and Entry Systems – convertible, with remote keyless entry (RKE), LHD, before 12/2007



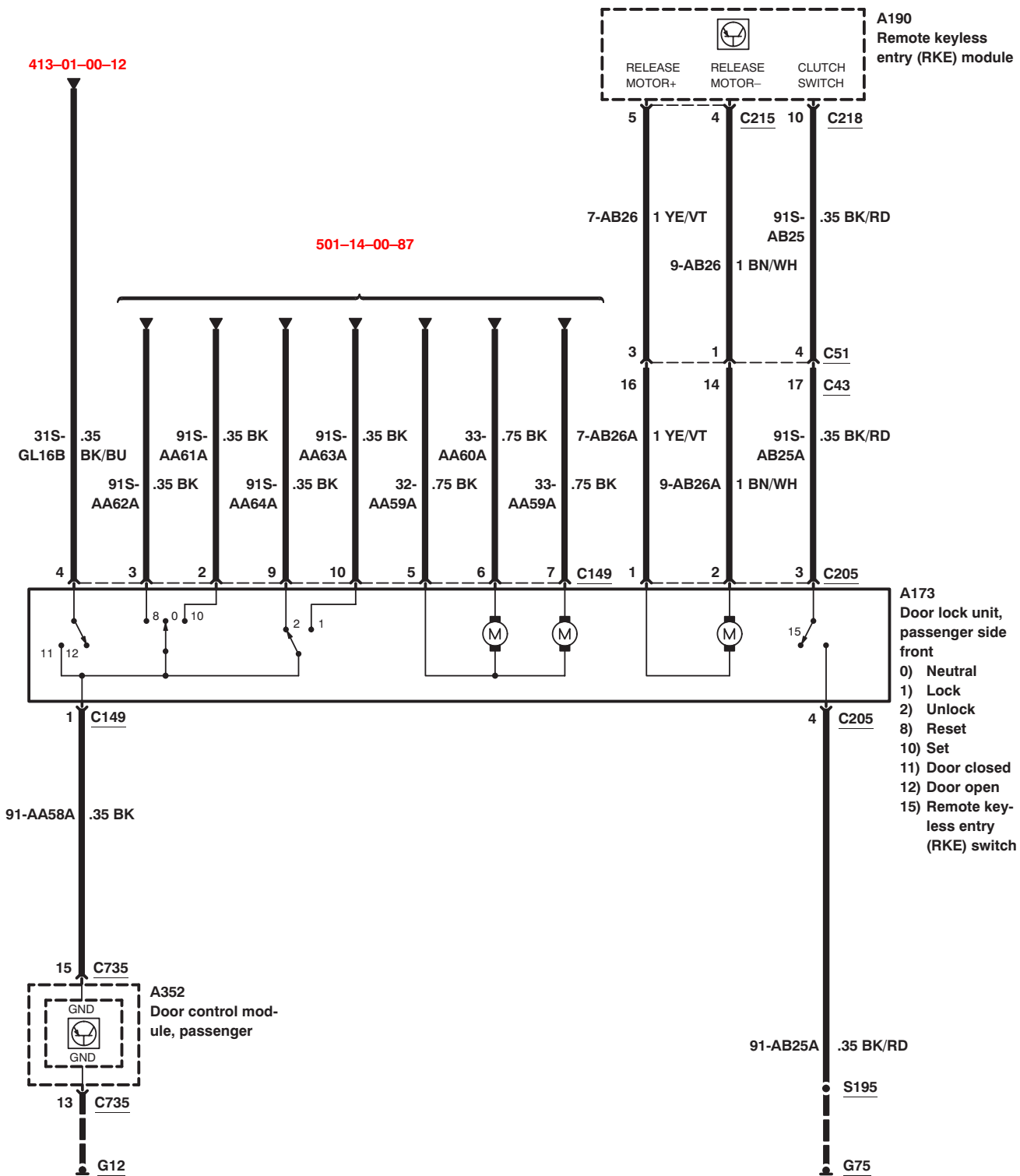
Handles, Locks, Latches and Entry Systems – convertible, with remote keyless entry (RKE), LHD, before 12/2007



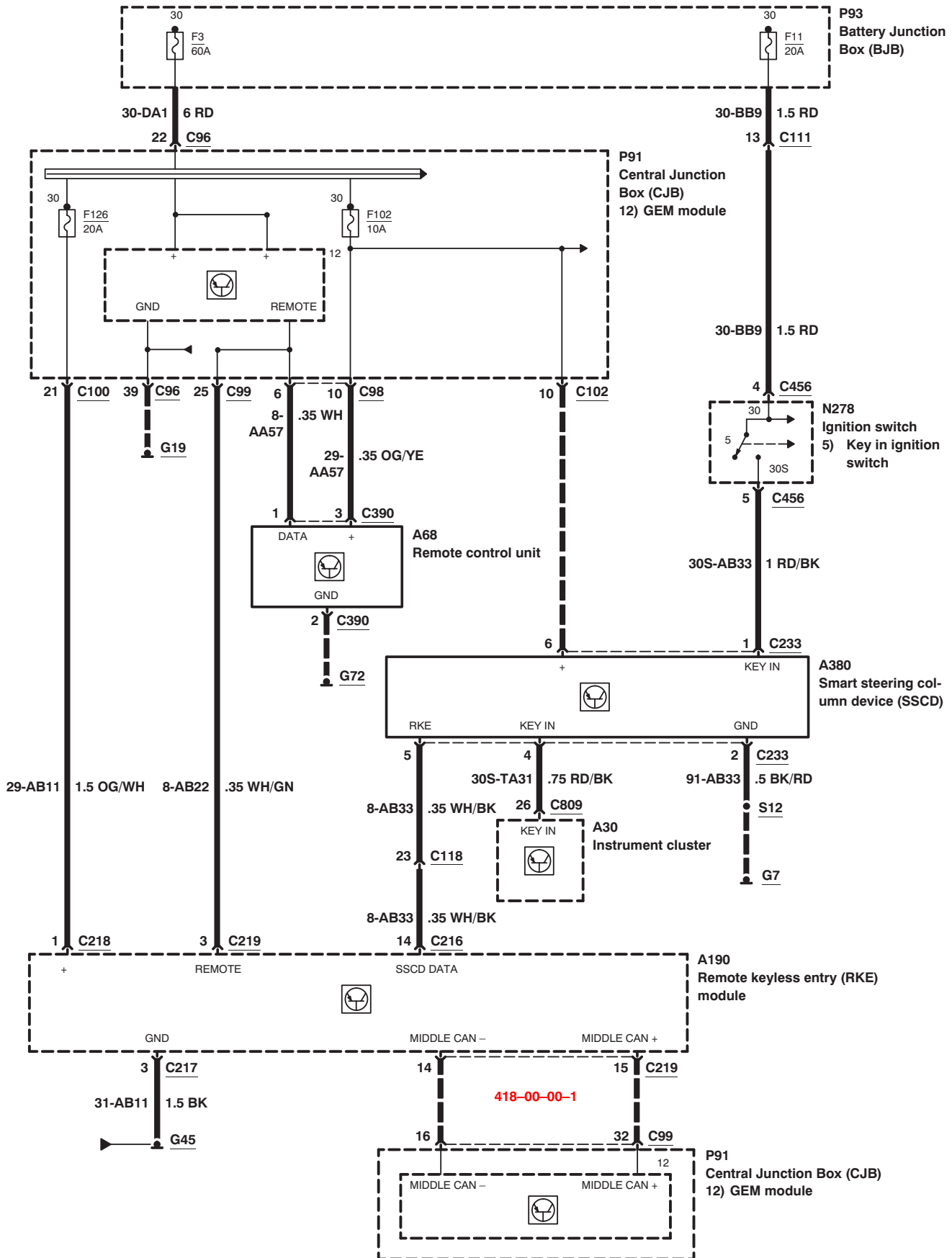
Handles, Locks, Latches and Entry Systems – convertible, with remote keyless entry (RKE), RHD, before 12/2007



Handles, Locks, Latches and Entry Systems – convertible, with remote keyless entry (RKE), RHD, before 12/2007



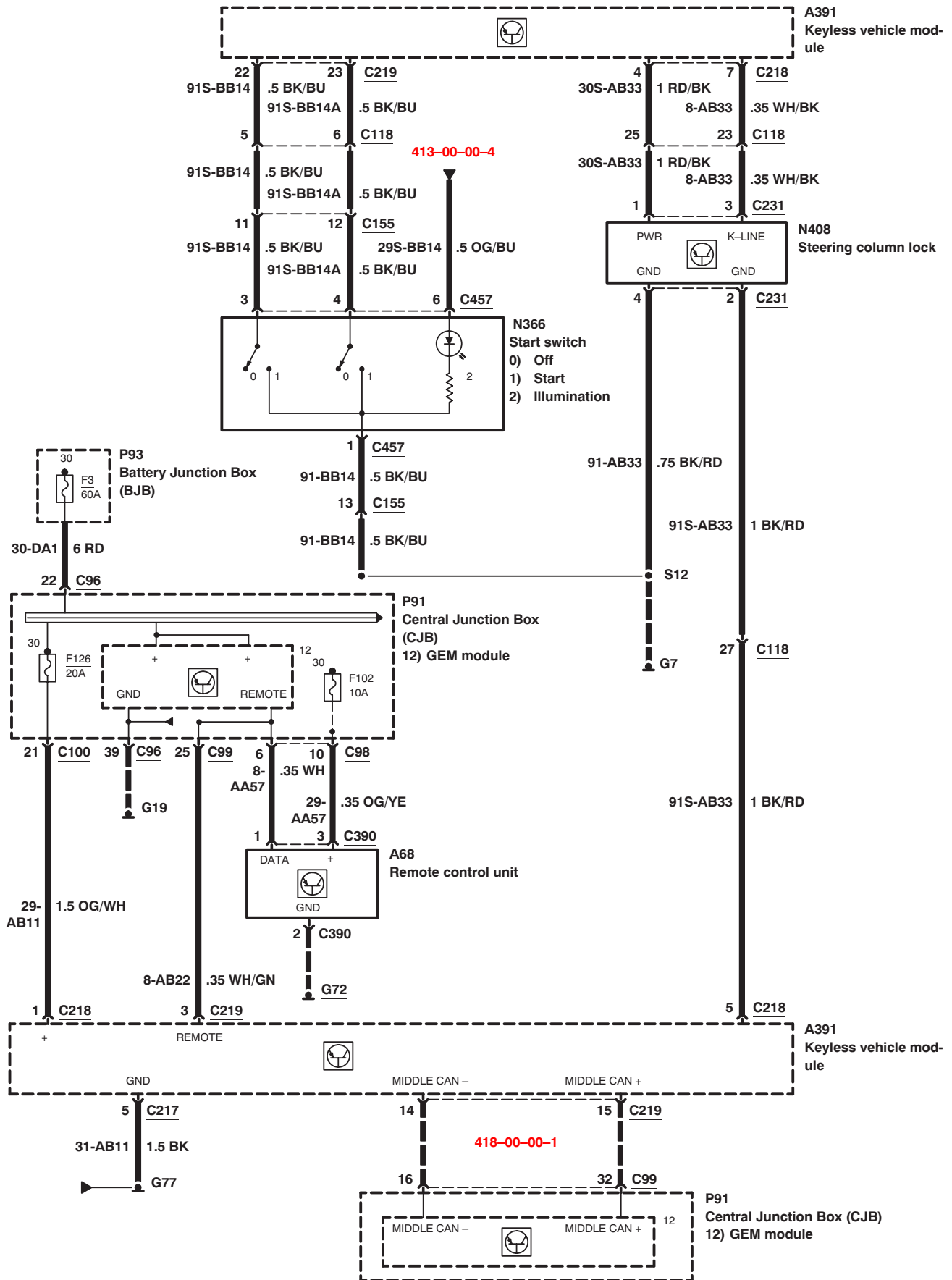
Handles, Locks, Latches and Entry Systems – convertible, with remote keyless entry (RKE), as of 12/2007



418-00-00-1

08/2008
501-14-00-98
2007.5
Focus

Handles, Locks, Latches and Entry Systems – except convertible, with keyless vehicle system or with keyless start, as of 12/2007



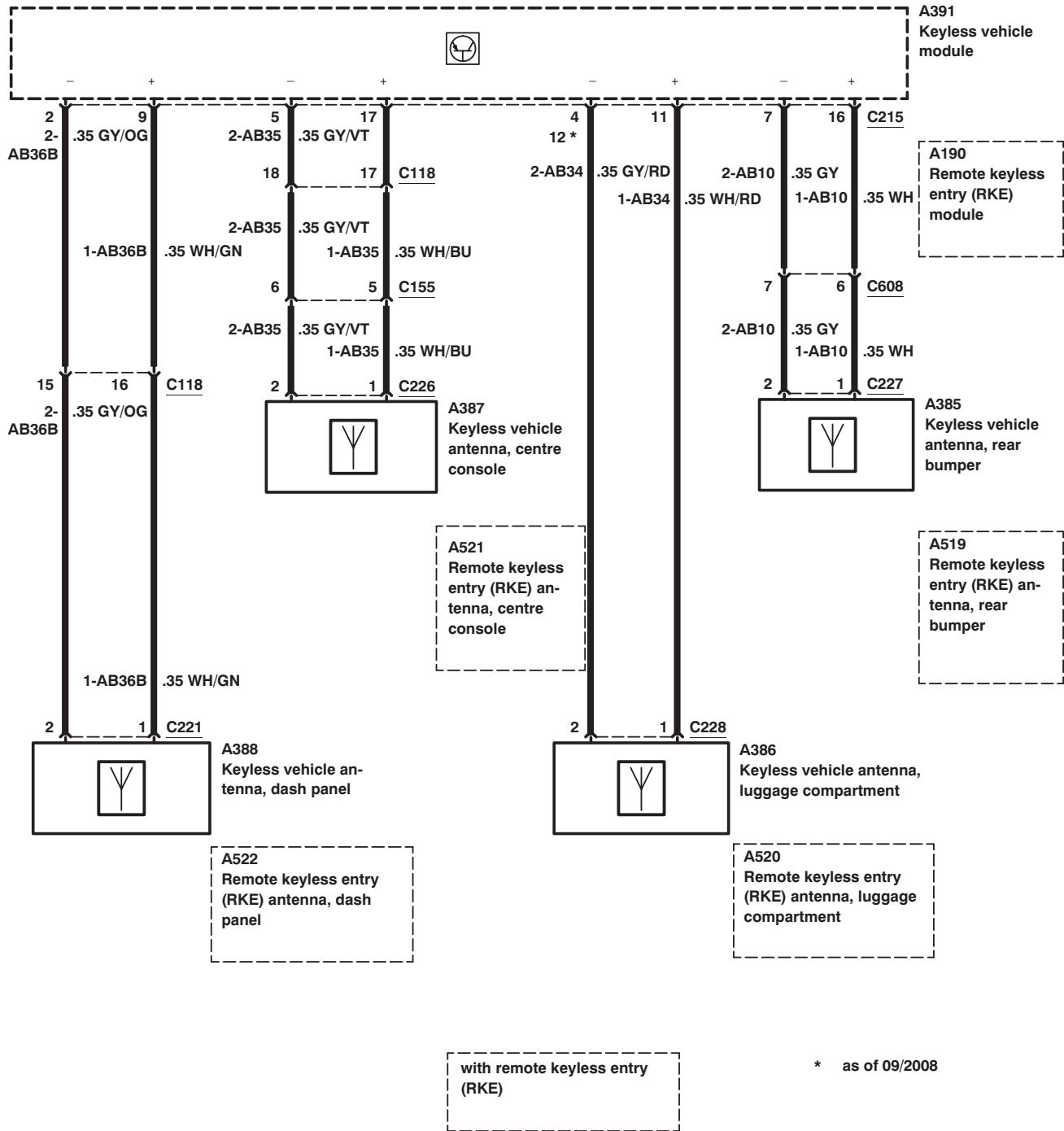
08/2008

501-14-00-100

2007.5

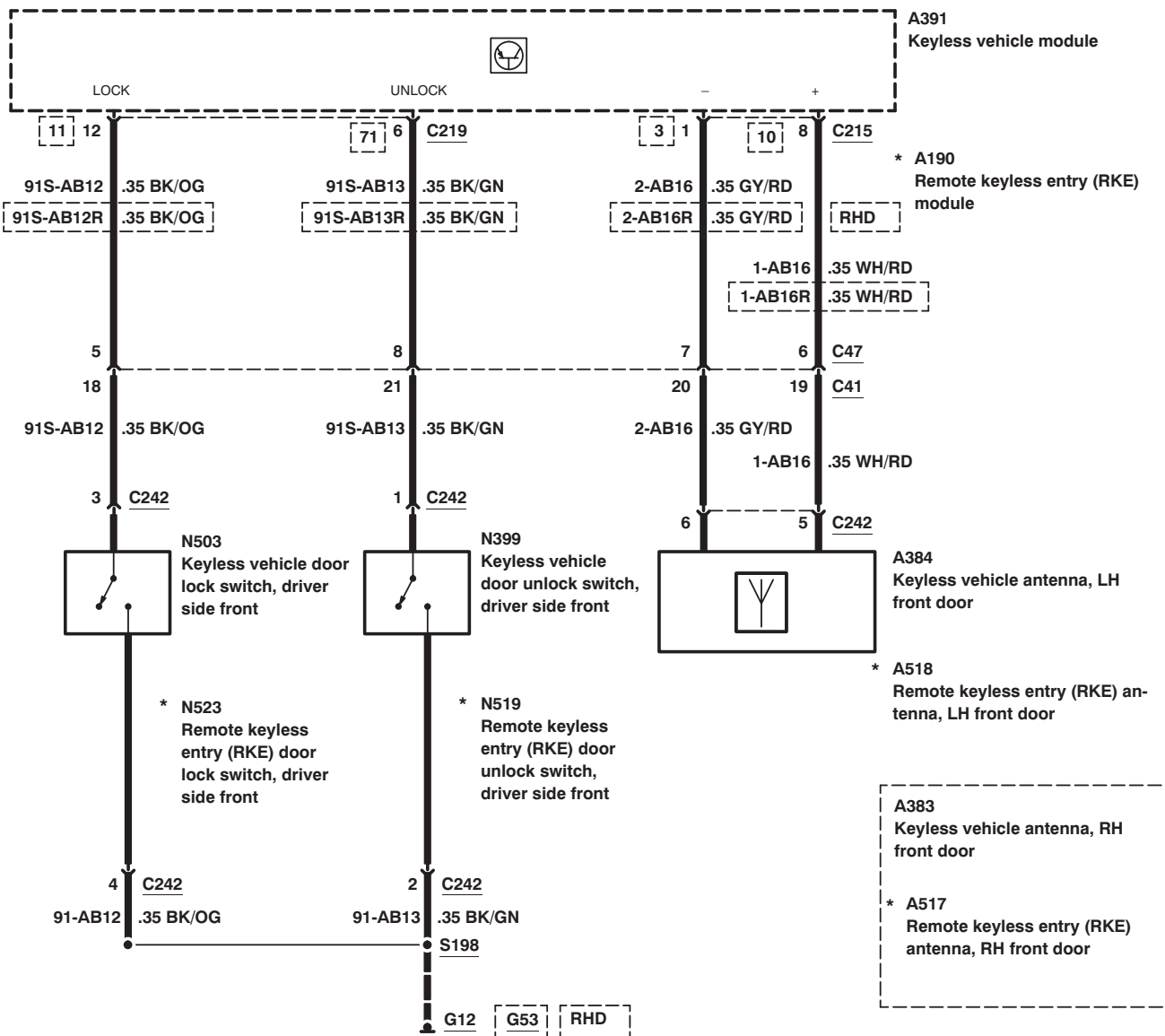
Focus

Handles, Locks, Latches and Entry Systems – convertible, with keyless vehicle system or with remote keyless entry (RKE), as of 12/2007



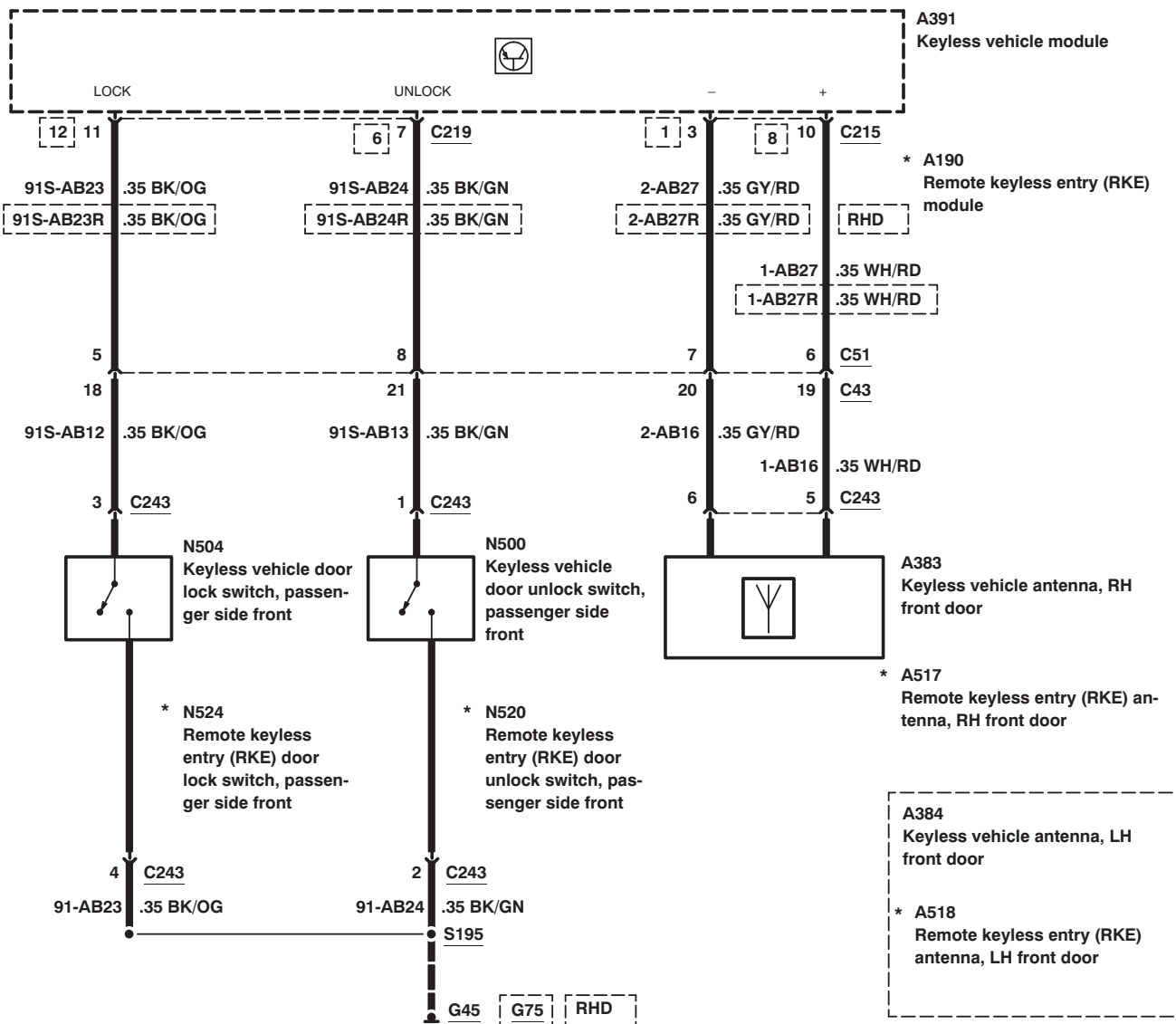
08/2008
501-14-00-101
2007.5
Focus

Handles, Locks, Latches and Entry Systems – convertible, with keyless vehicle system or with remote keyless entry (RKE), as of 12/2007



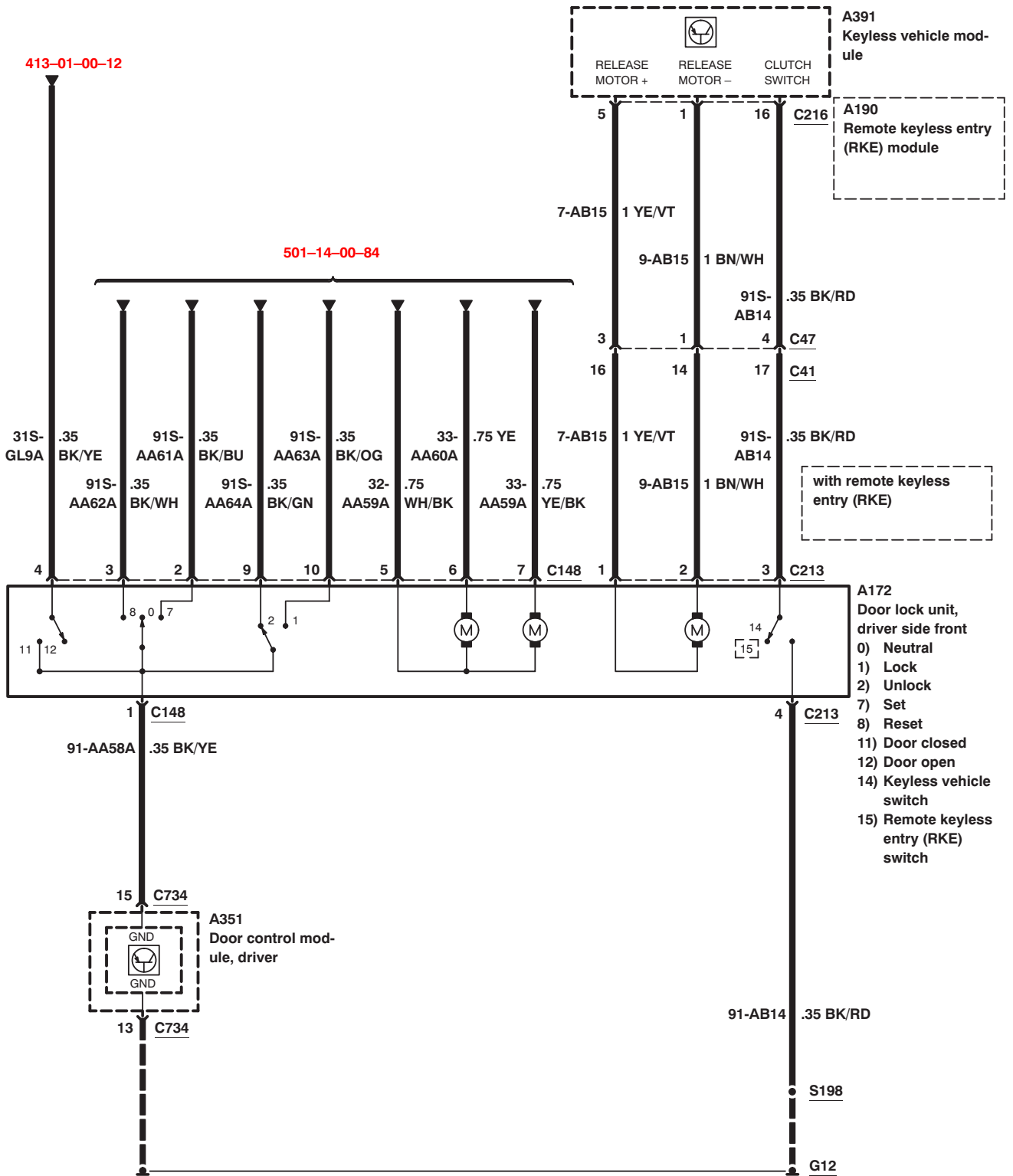
08/2008
501-14-00-102
2007.5
Focus

Handles, Locks, Latches and Entry Systems – convertible, with keyless vehicle system or with remote keyless entry (RKE), as of 12/2007

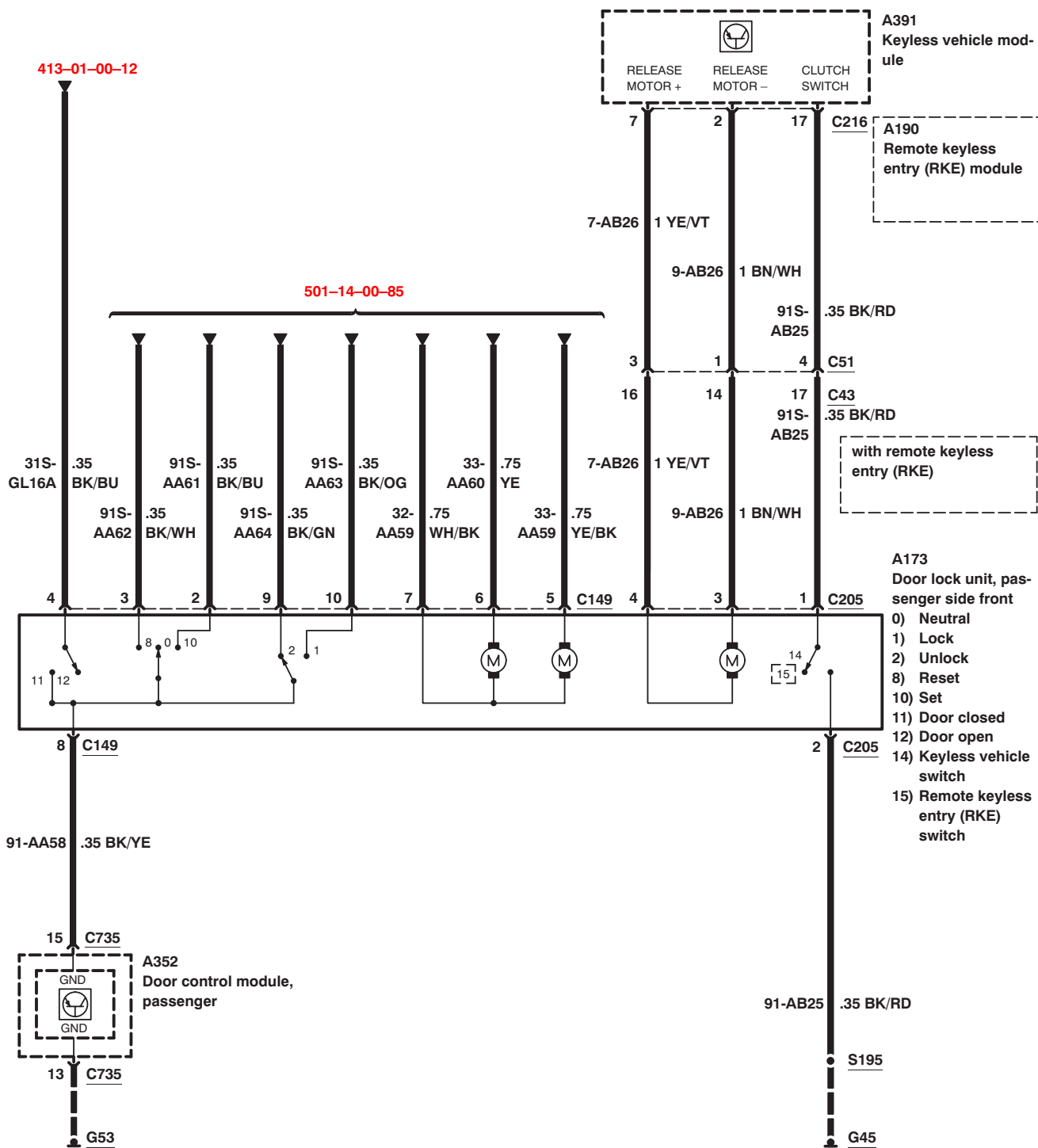


* with remote keyless entry (RKE)

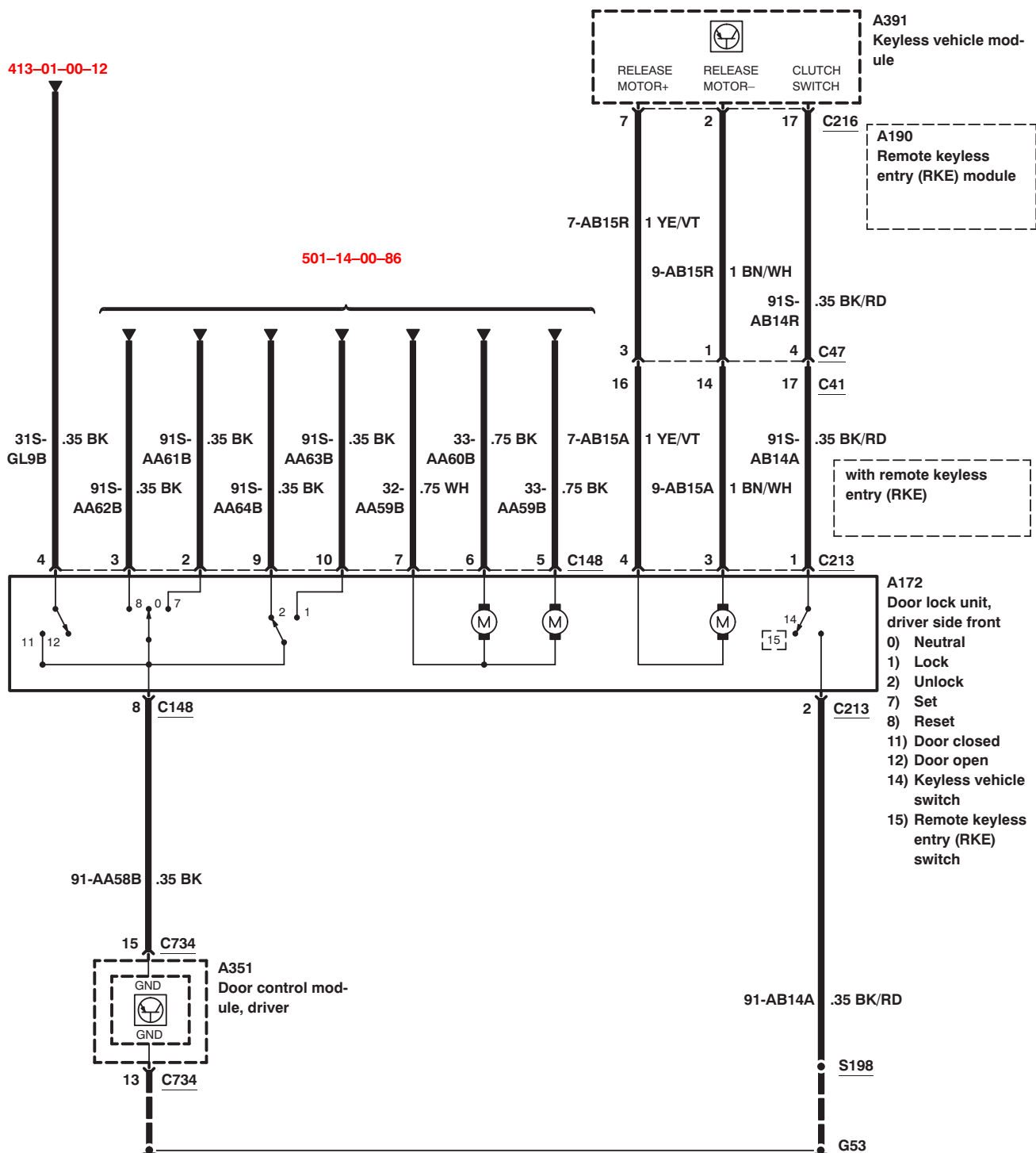
Handles, Locks, Latches and Entry Systems – convertible, with keyless vehicle system or with remote keyless entry (RKE), LHD, as of 12/2007



Handles, Locks, Latches and Entry Systems – convertible, with keyless vehicle system or with remote keyless entry (RKE), LHD, as of 12/2007



Handles, Locks, Latches and Entry Systems – convertible, with keyless vehicle system or with remote keyless entry (RKE), RHD, as of 12/2007



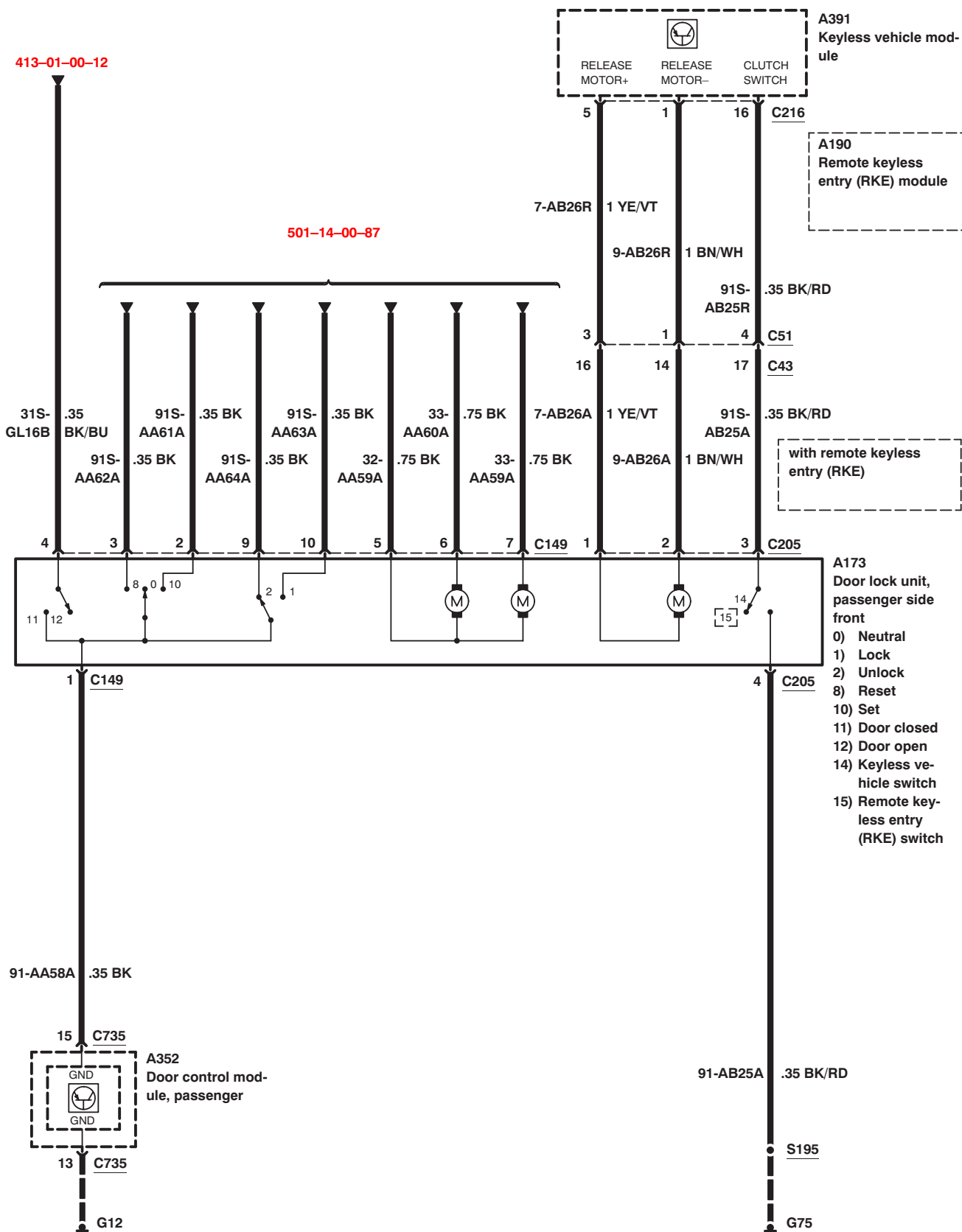
08/2008

501-14-00-106

2007.5

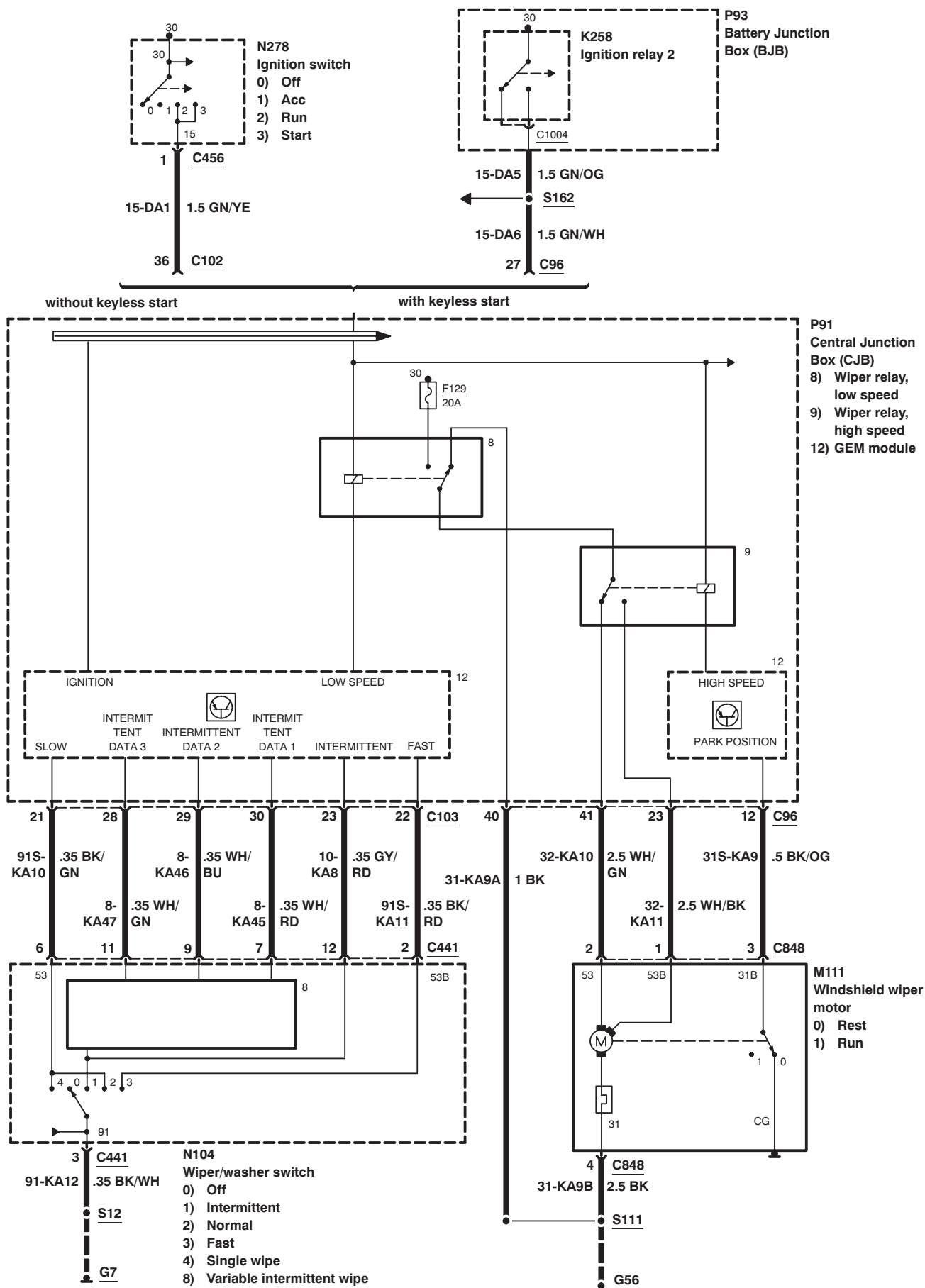
Focus

Handles, Locks, Latches and Entry Systems – convertible, with keyless vehicle system or with remote keyless entry (RKE), RHD, as of 12/2007

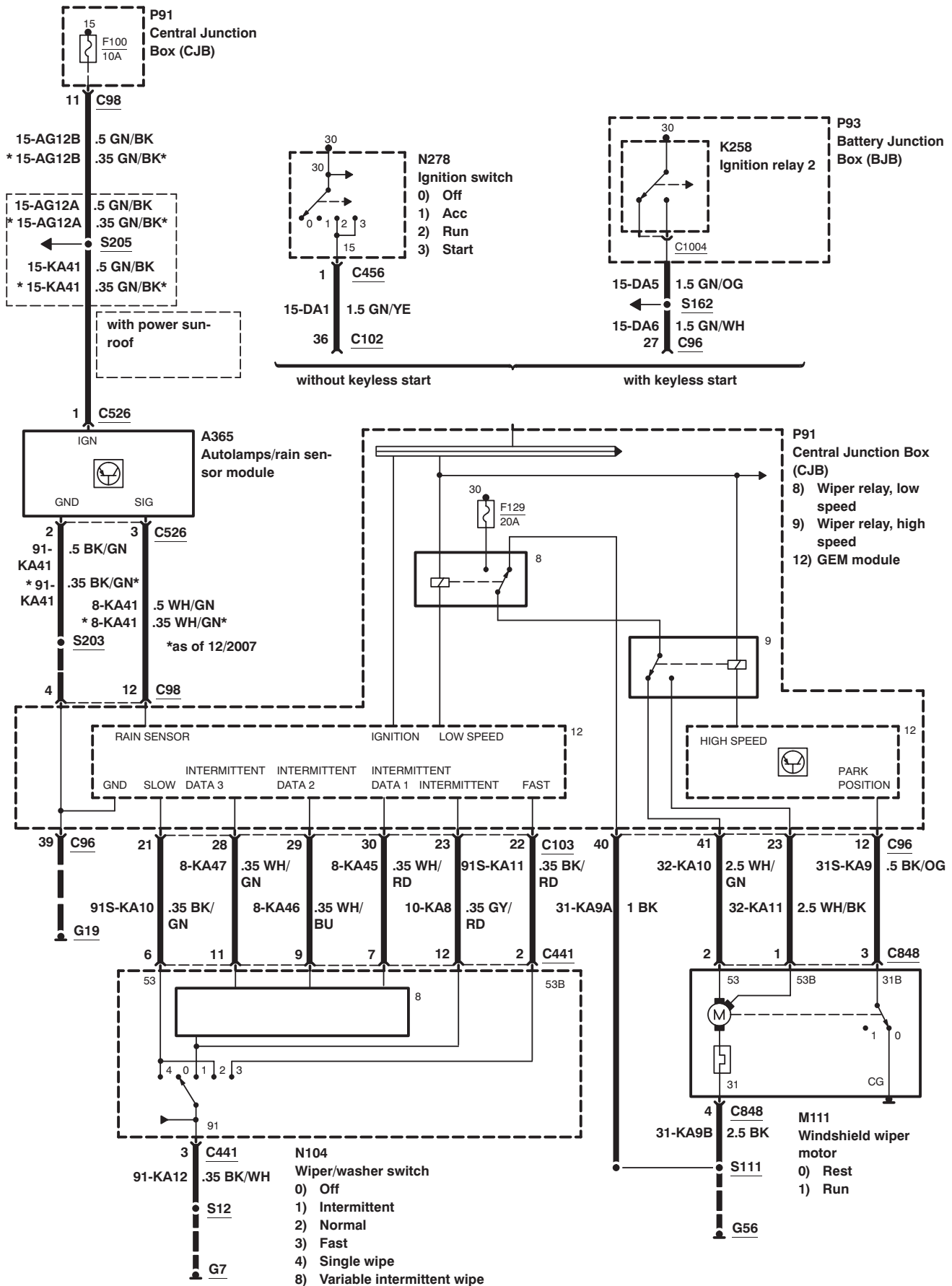


10/2007
501-16-00-1
2007.5
Focus

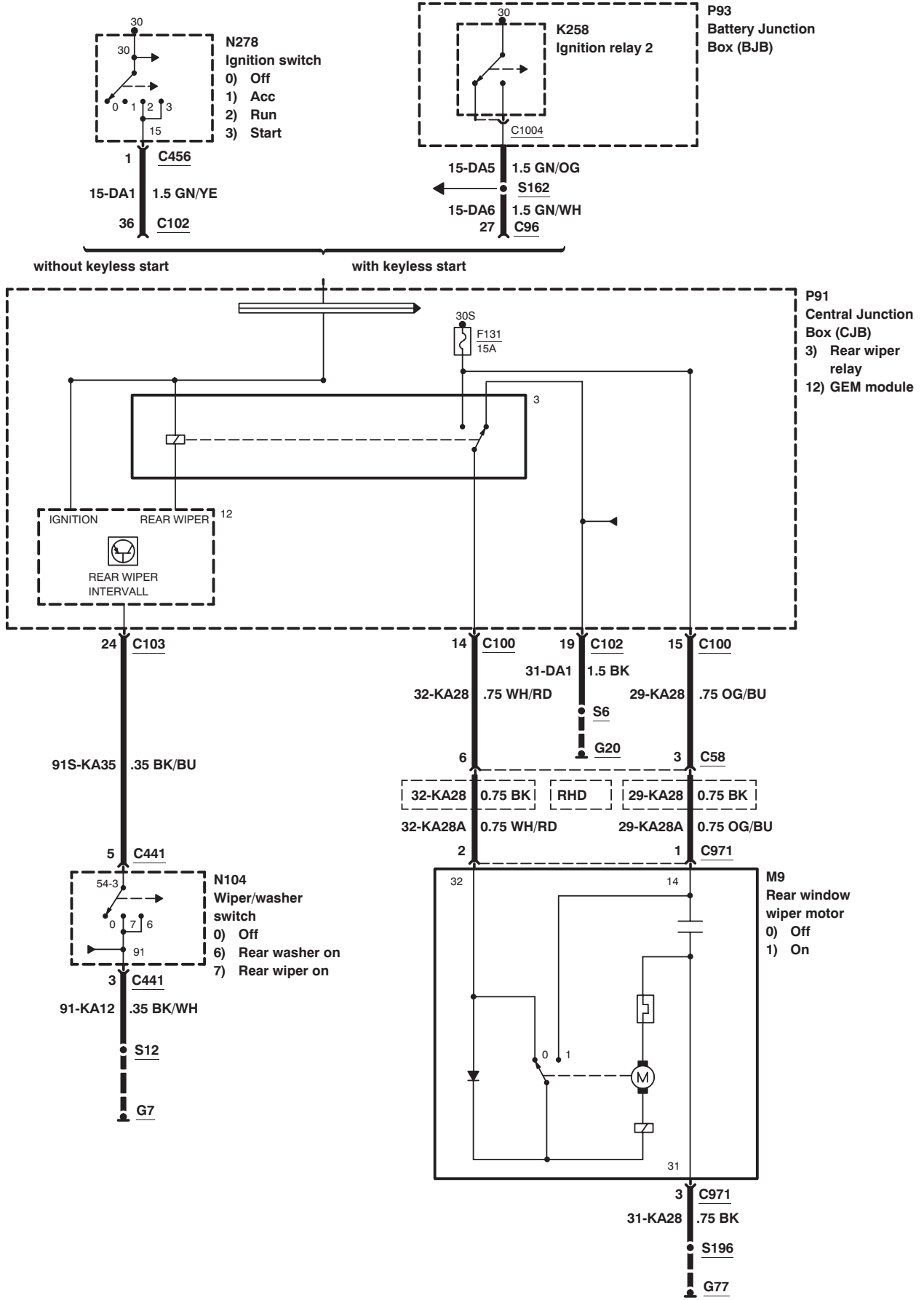
Wipers and Washers – without rain sensor



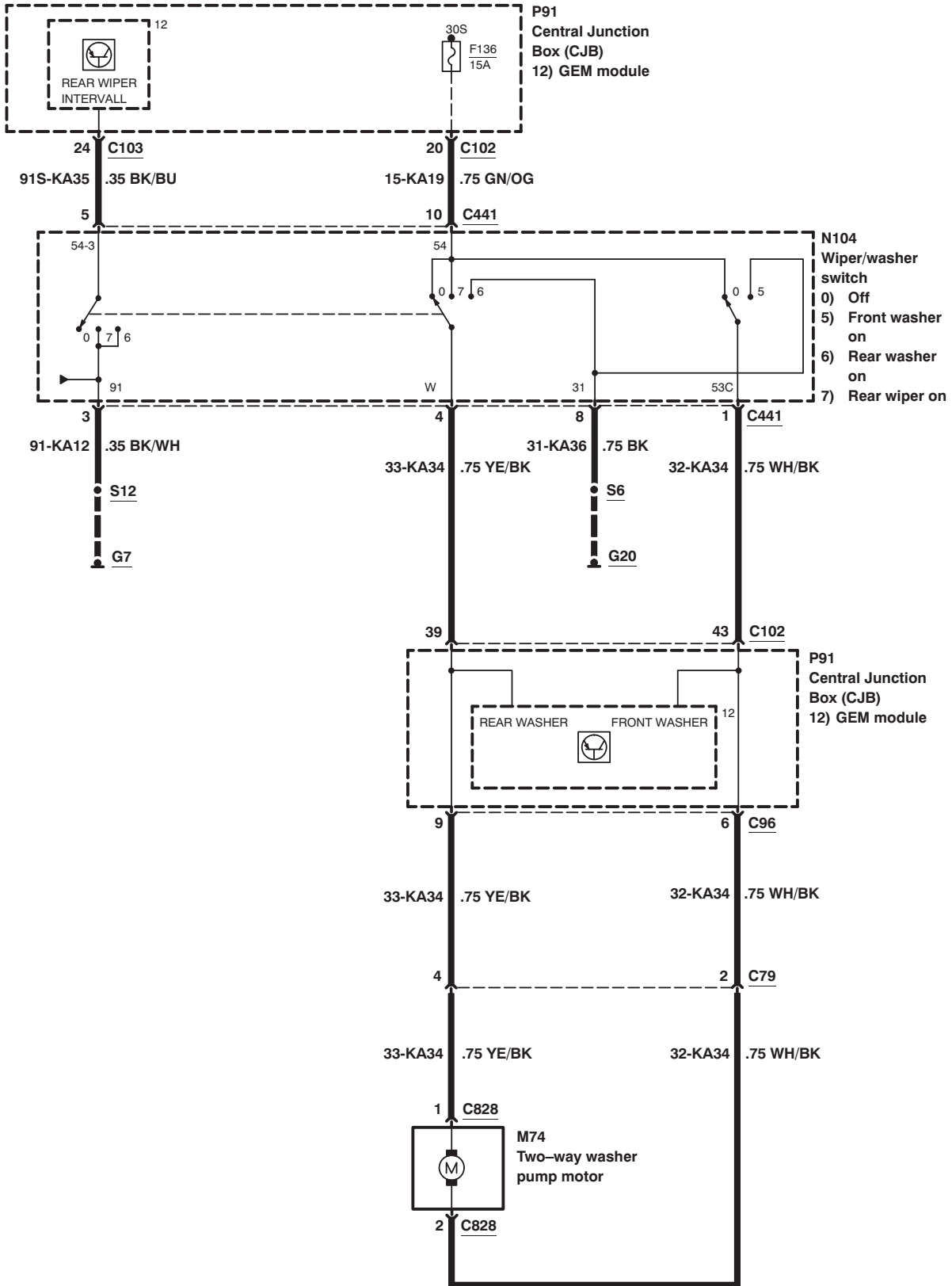
Wipers and Washers – with rain sensor



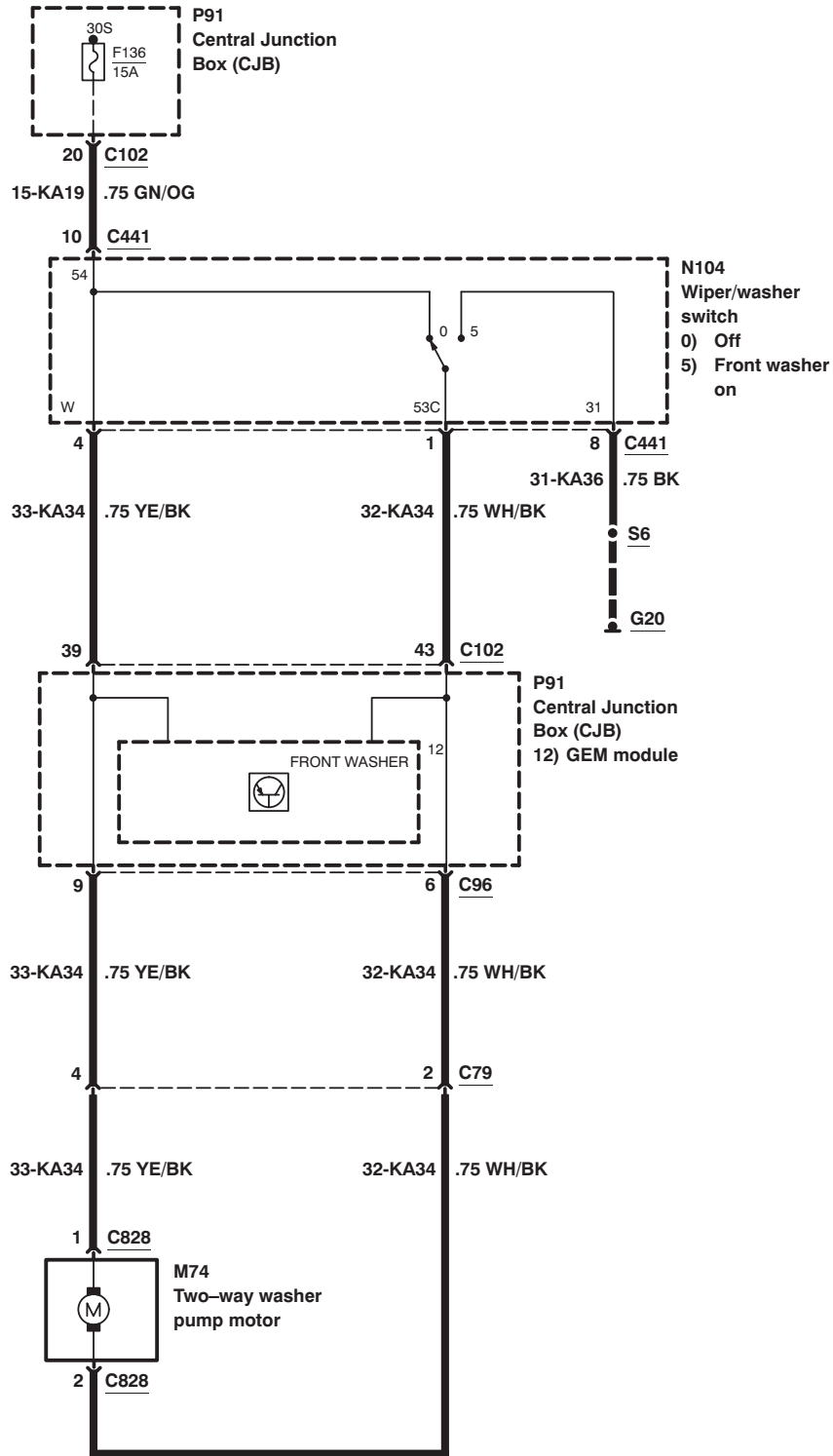
Wipers and Washers



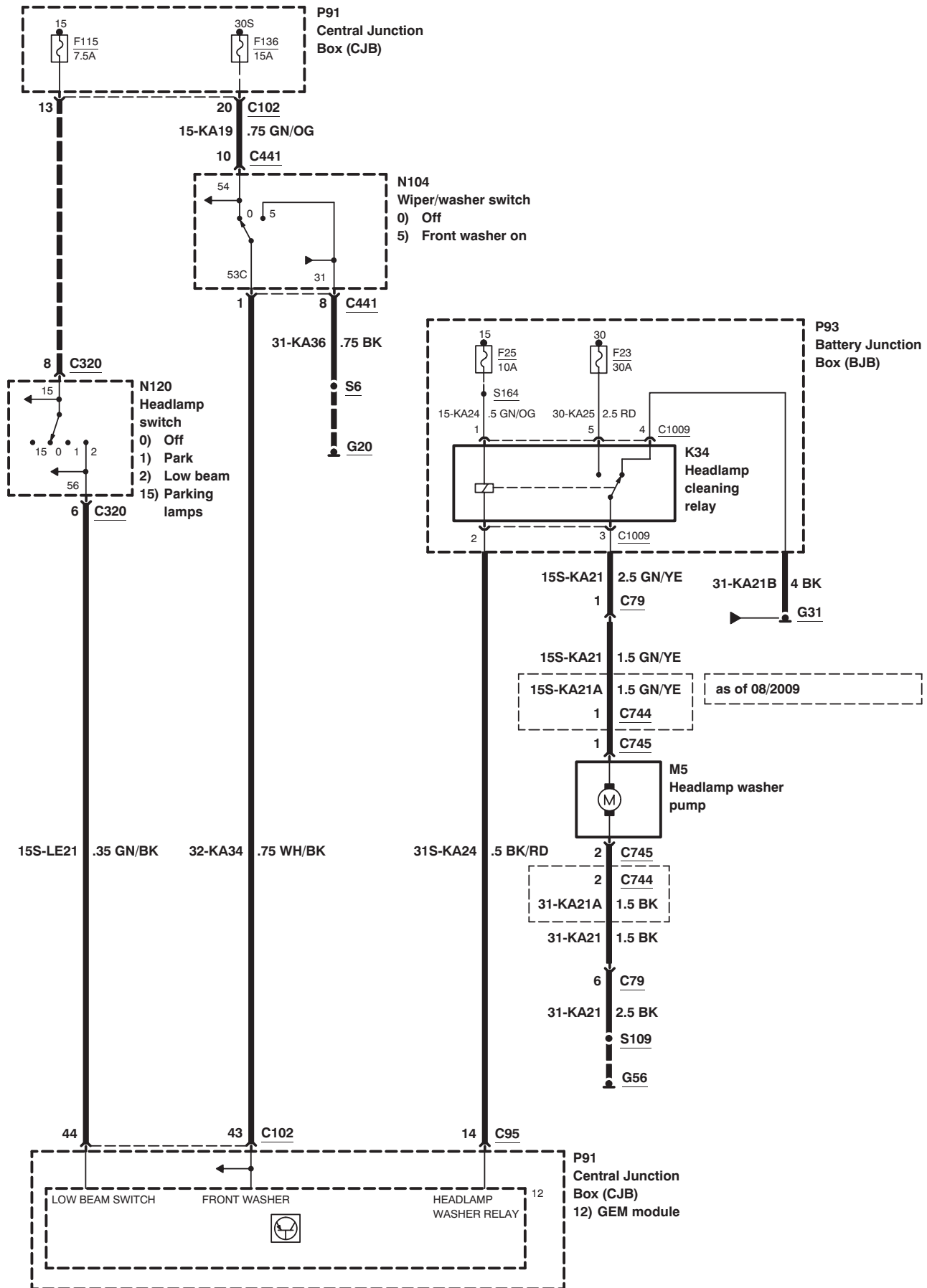
Wipers and Washers – 3-door model/5-door model, wagon



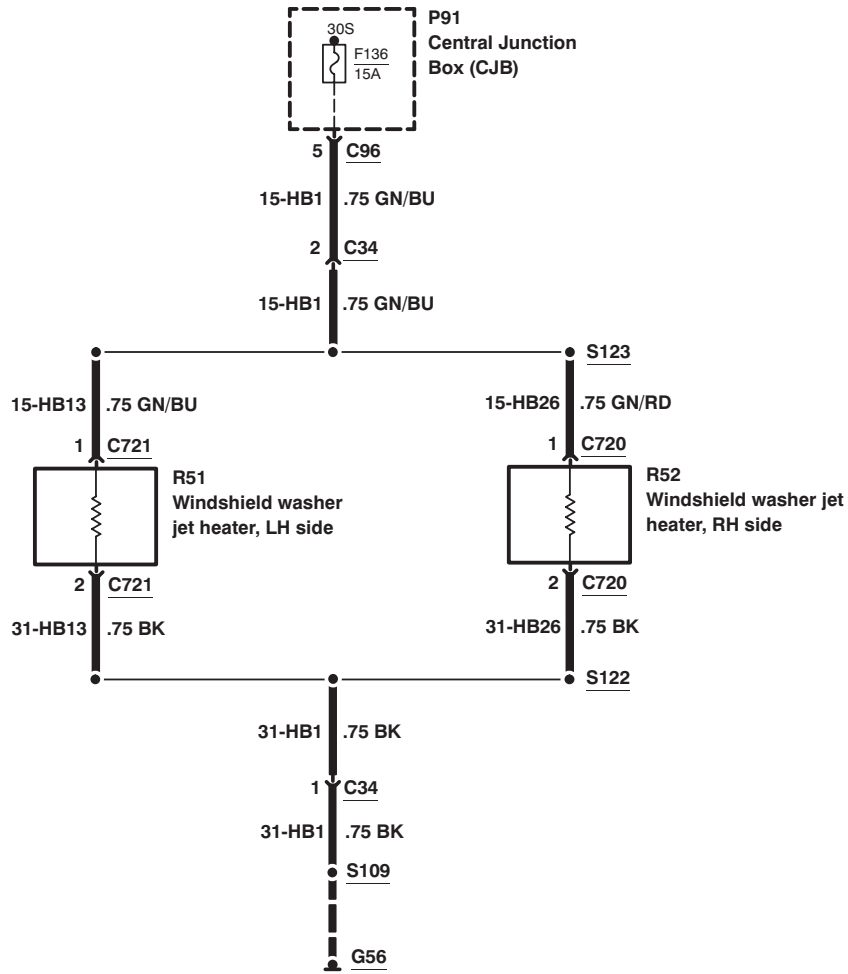
Wipers and Washers – 4-door model, convertible



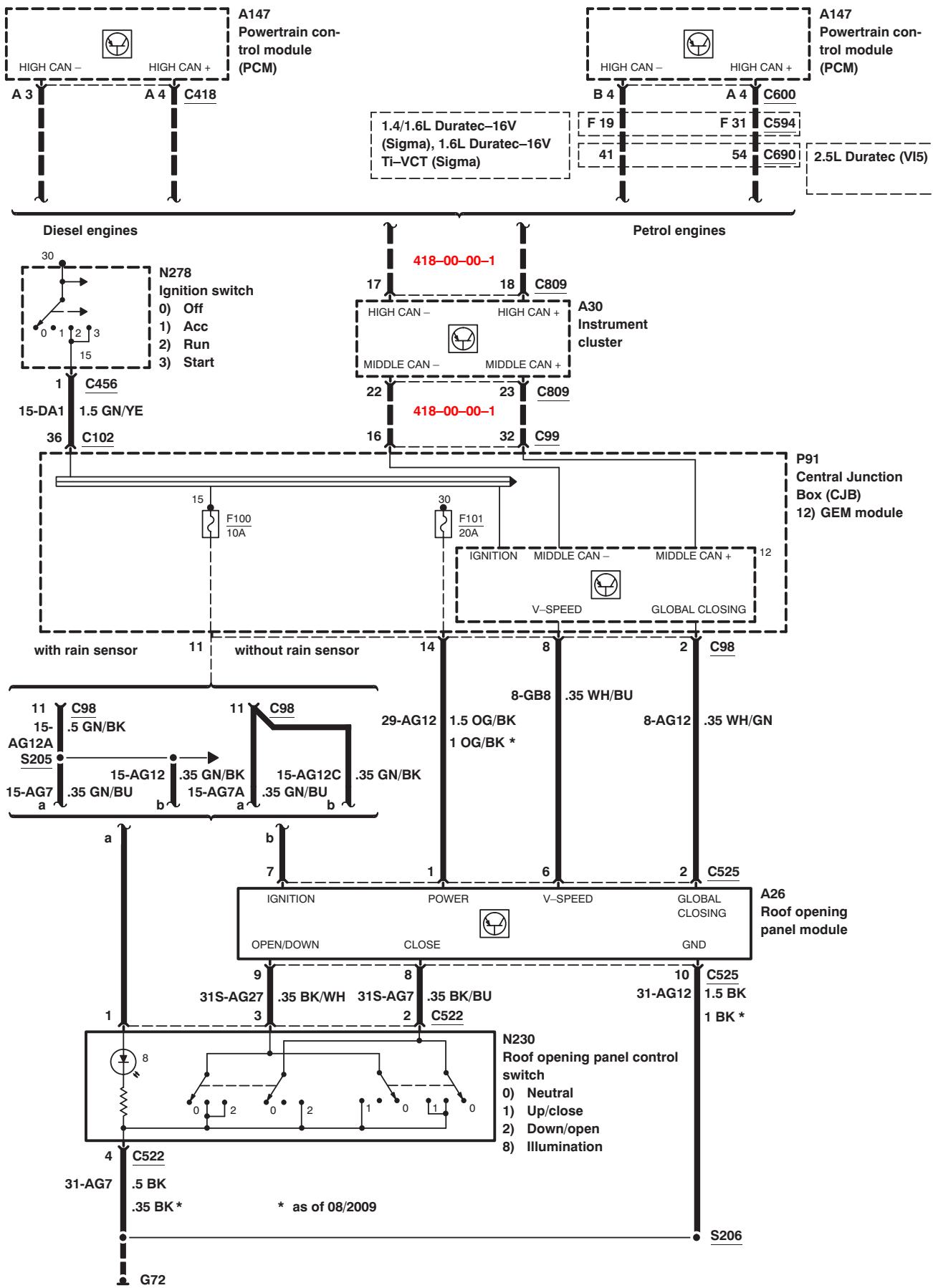
Wipers and Washers – with headlamp washer



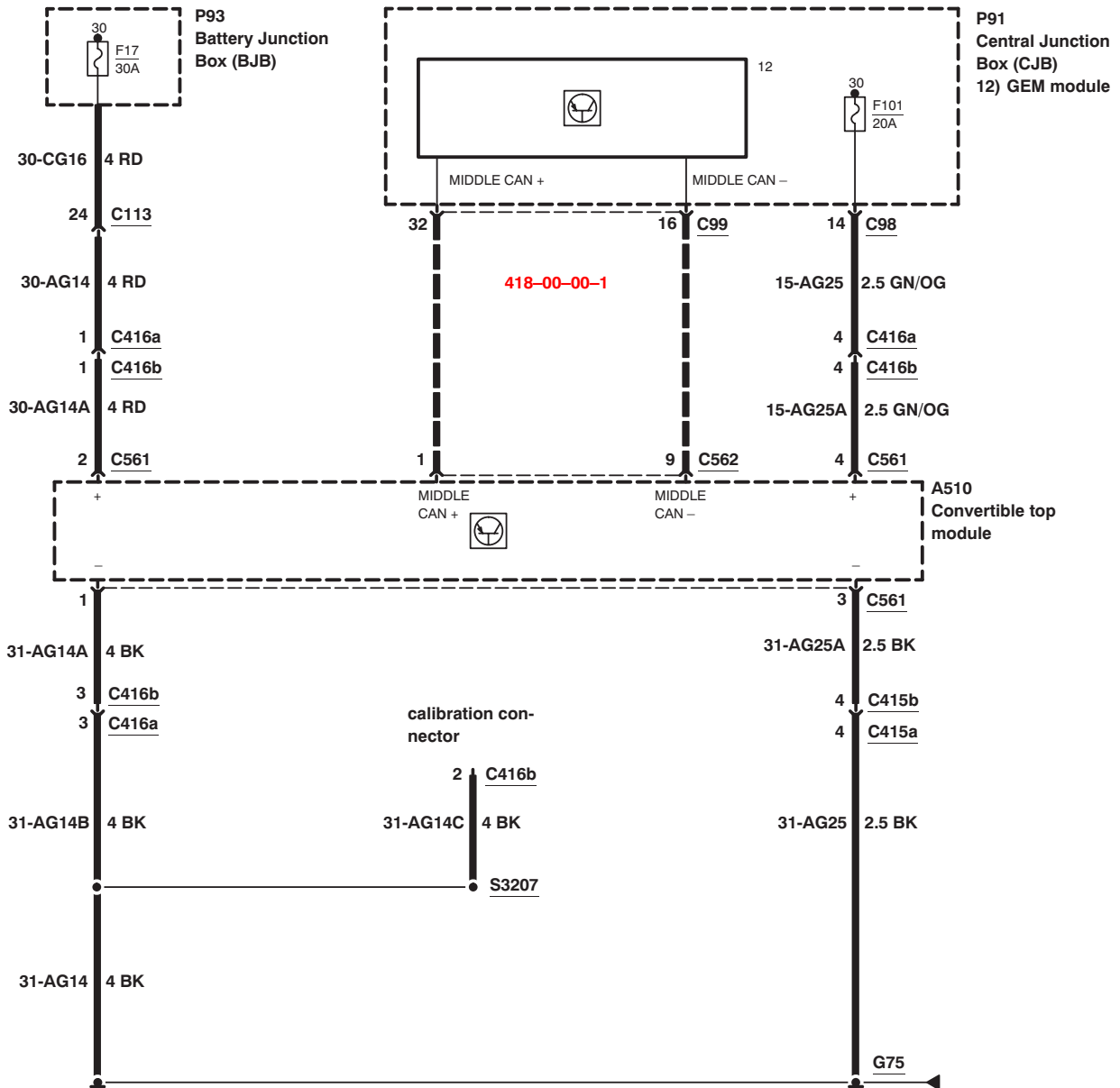
Wipers and Washers – with windshield washer jet heater



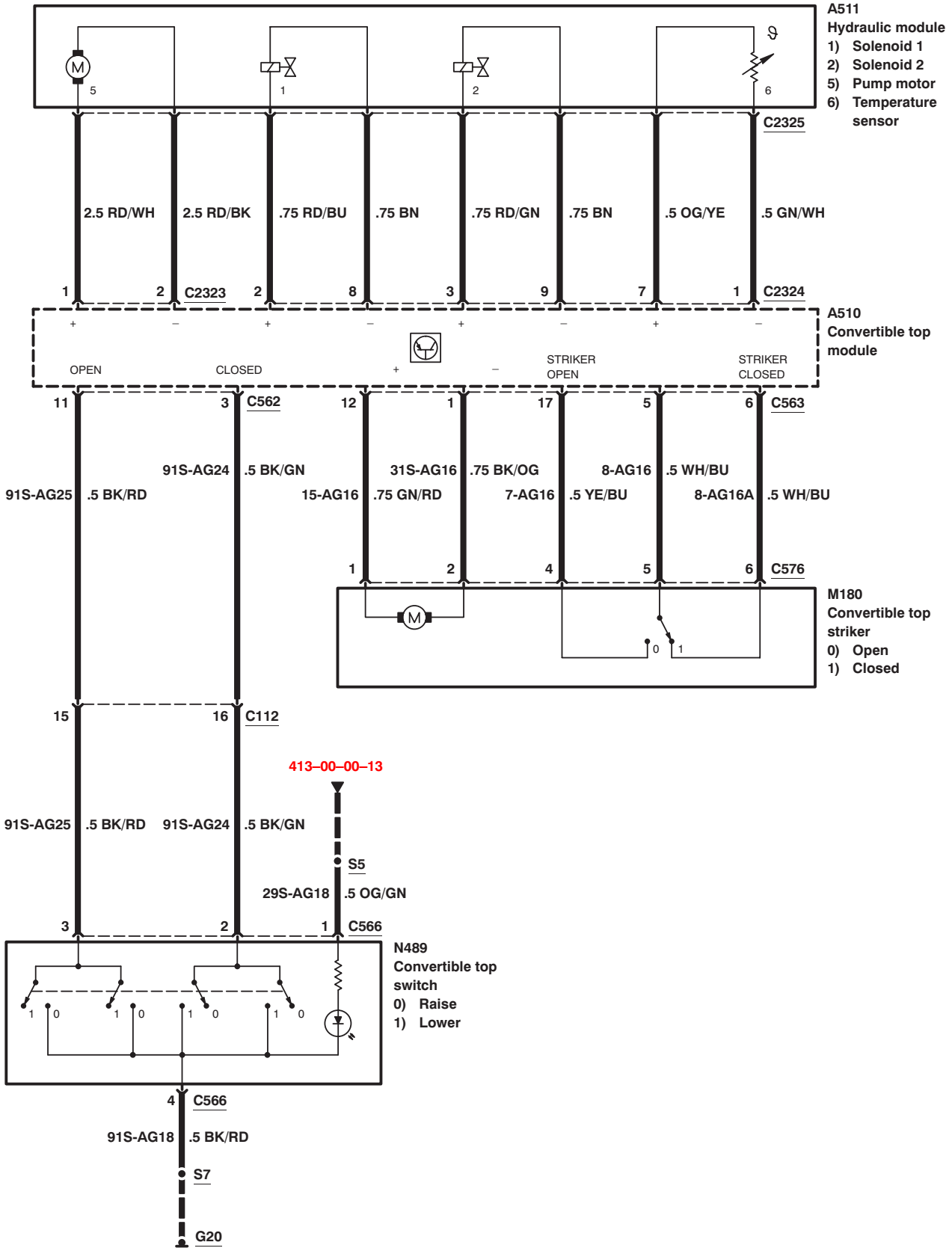
Roof Opening Panel



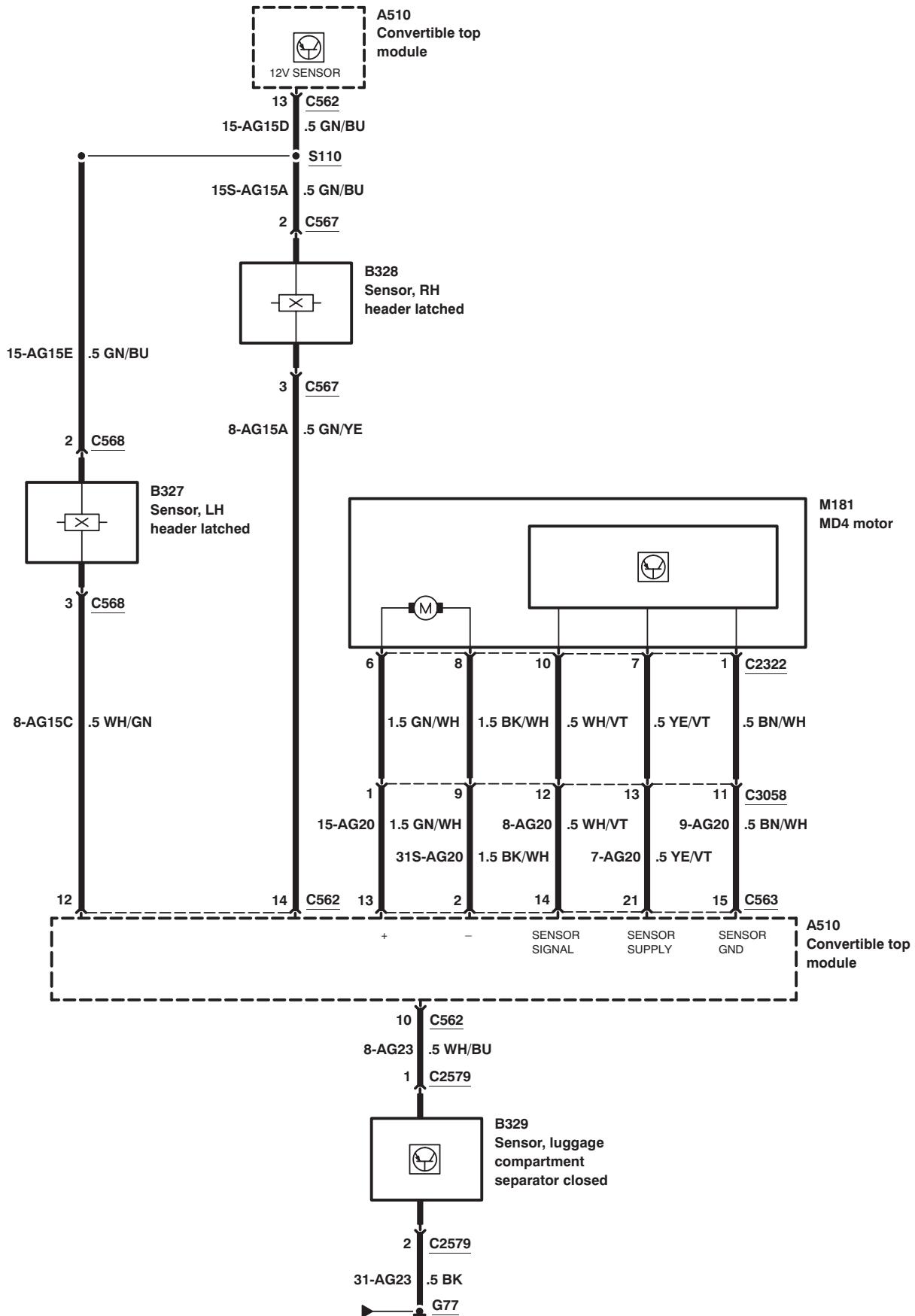
Convertible Top



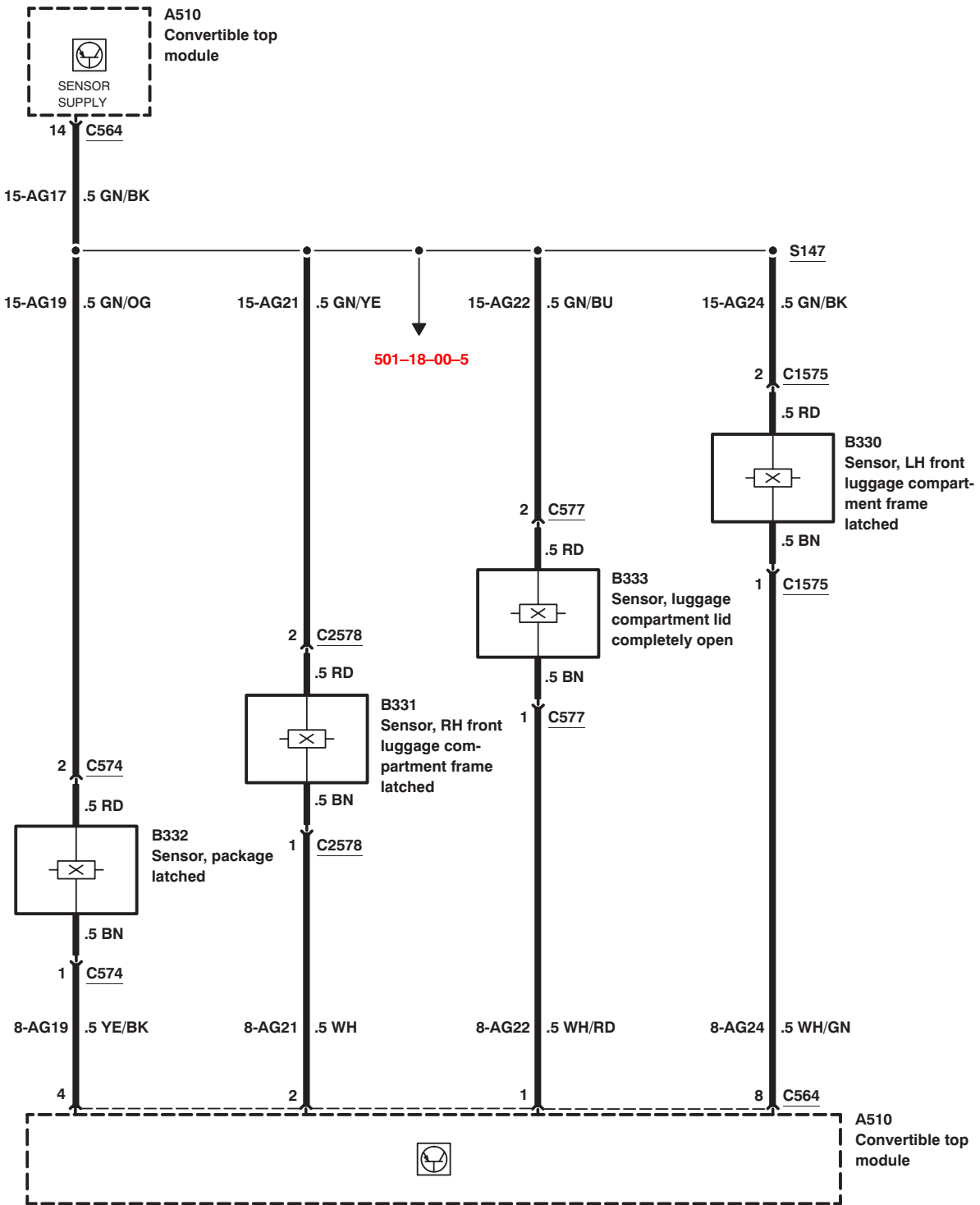
Convertible Top



Convertible Top

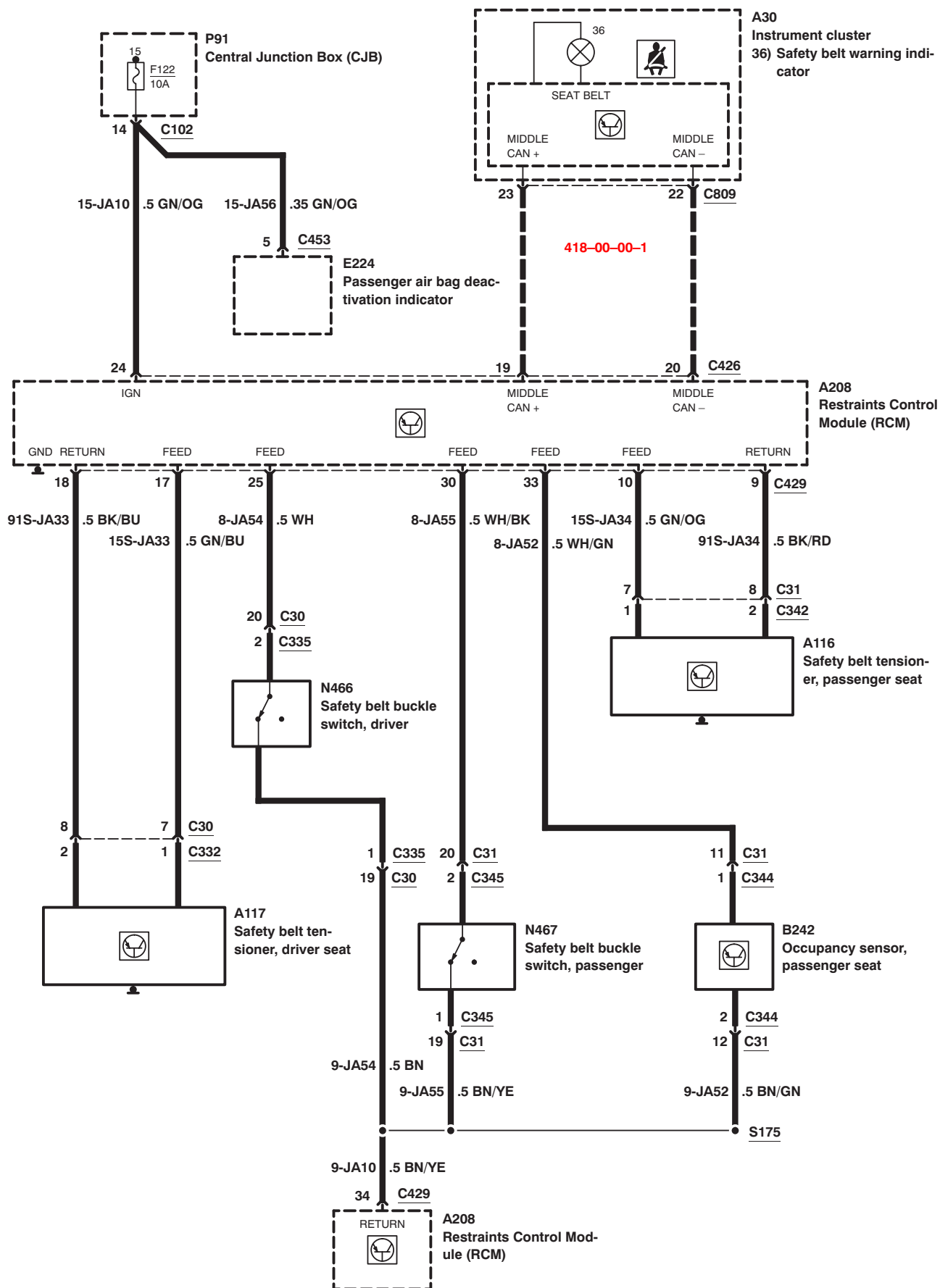


Convertible Top

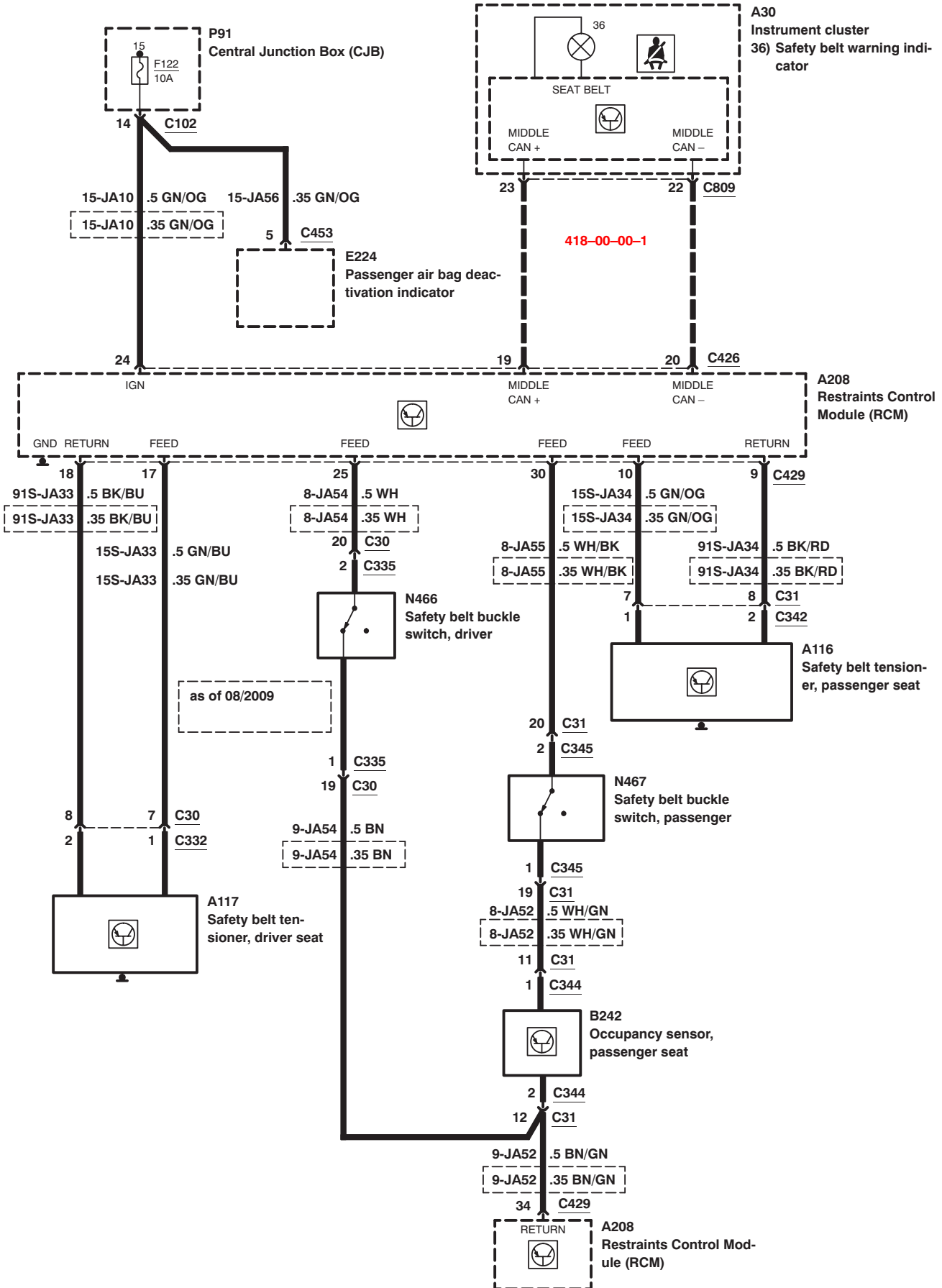


08/2008
501-20A-00-1
2007.5
Focus

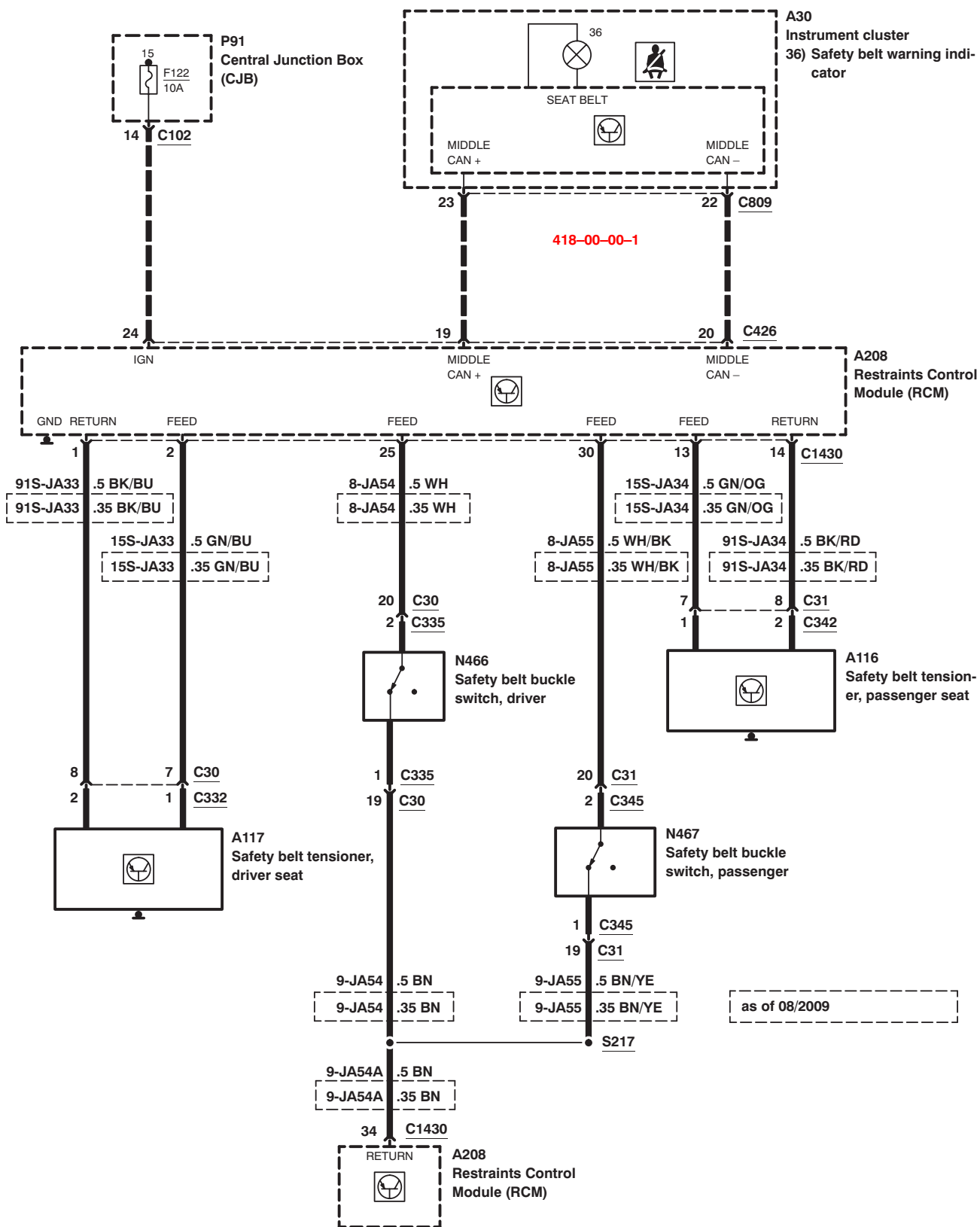
Safety Belt System – except convertible, before 09/2008



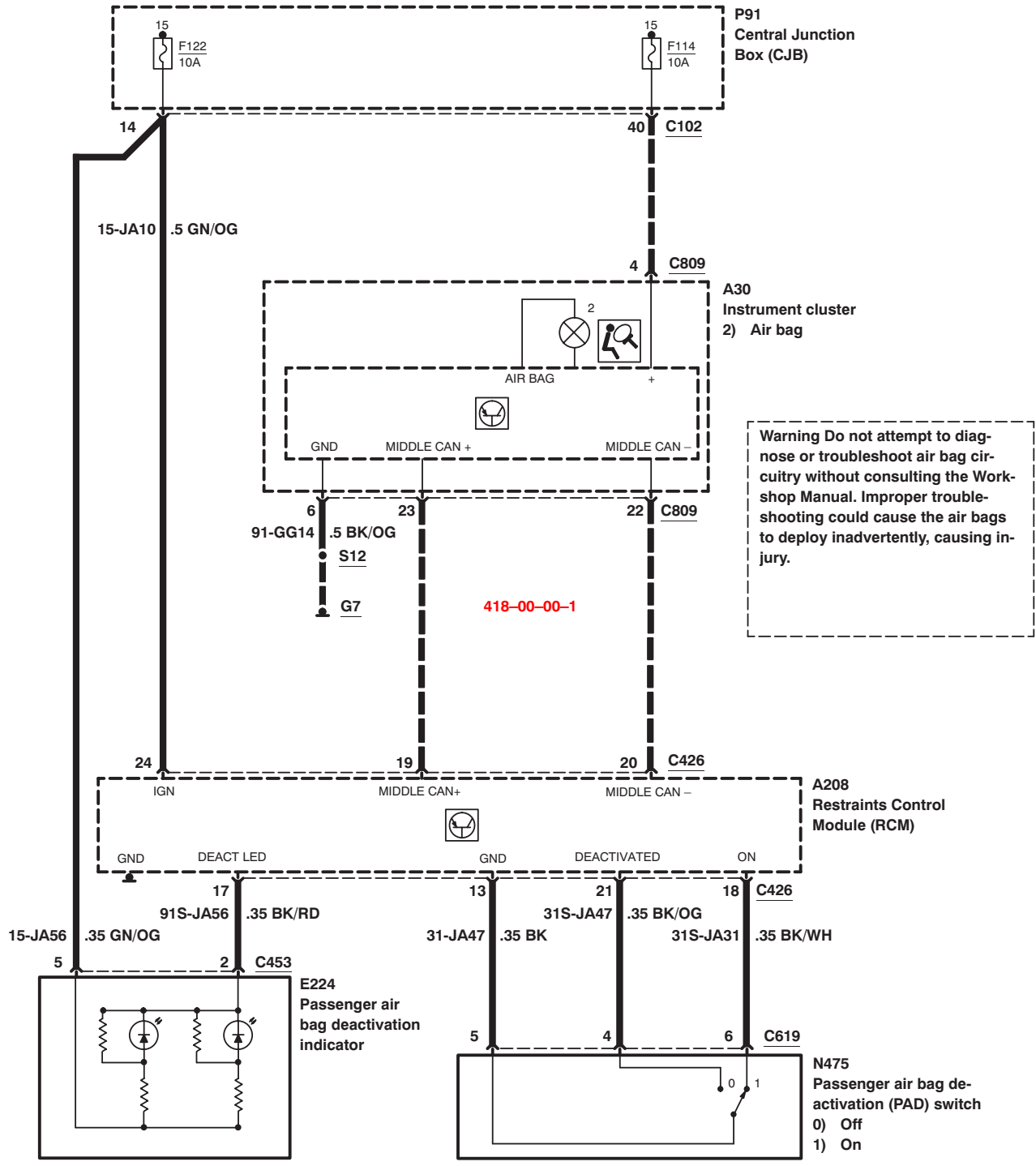
Safety Belt System – except convertible, as of 09/2008



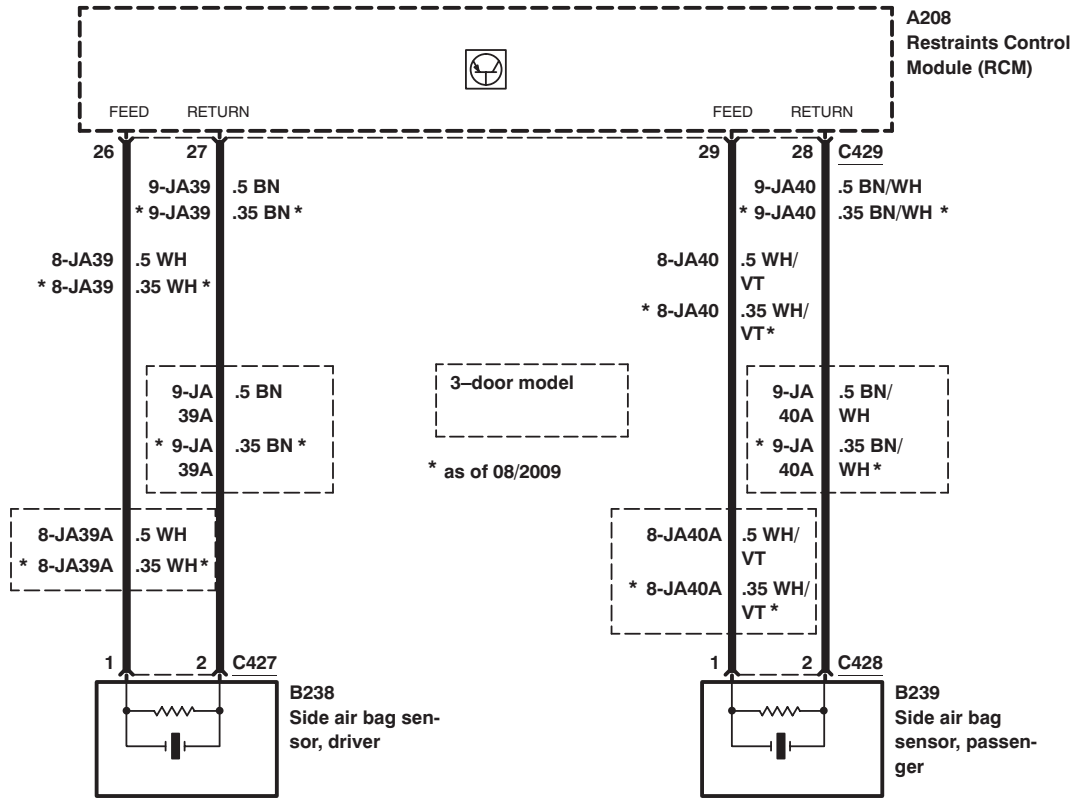
Safety Belt System – convertible



Supplemental Restraint System – except convertible

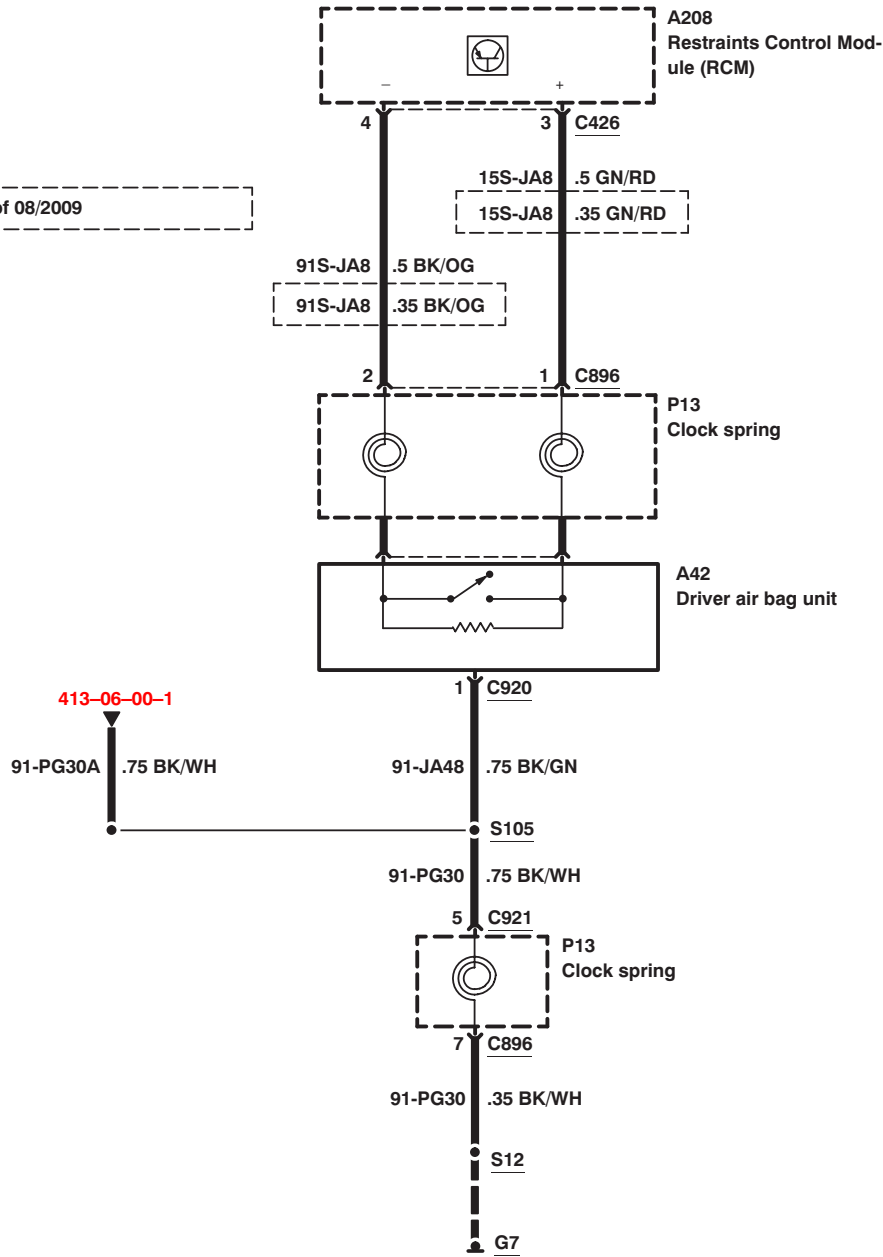


Supplemental Restraint System – except convertible

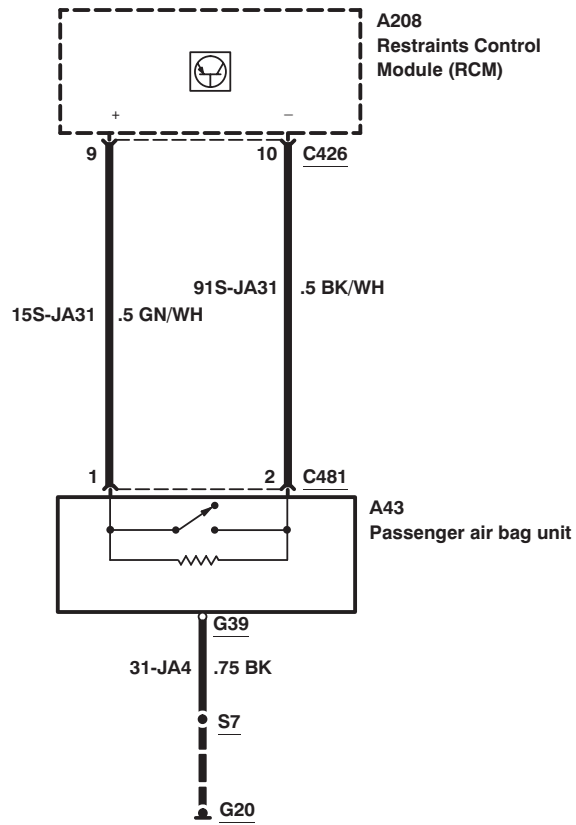


Supplemental Restraint System – Driver air bag, except convertible

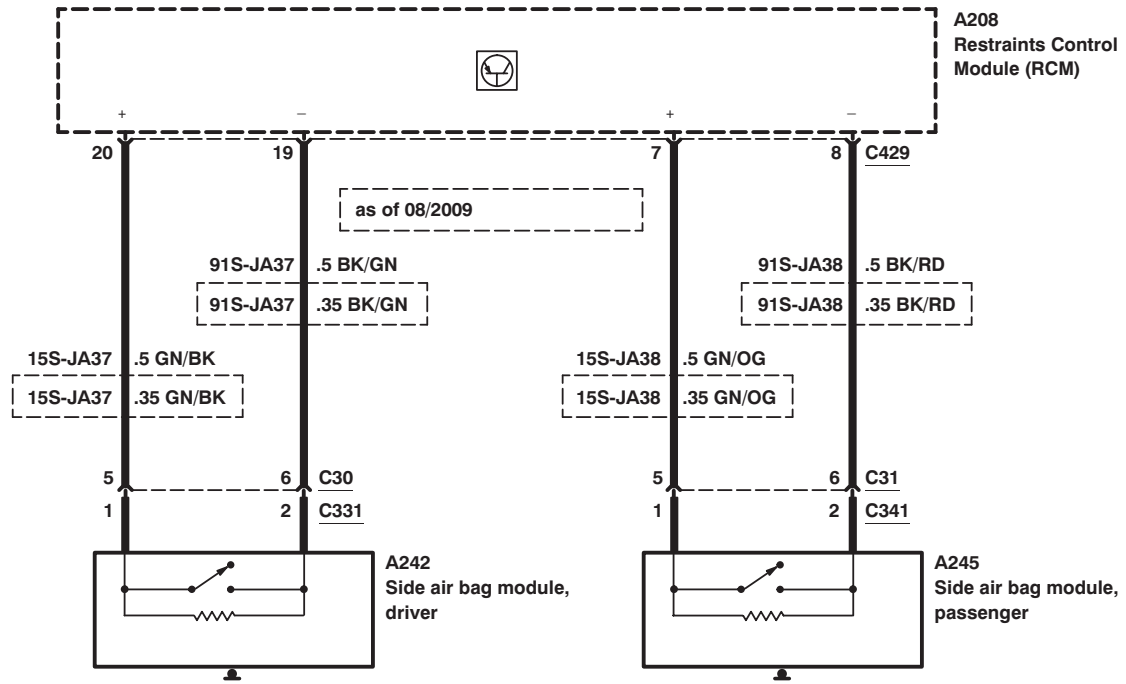
as of 08/2009



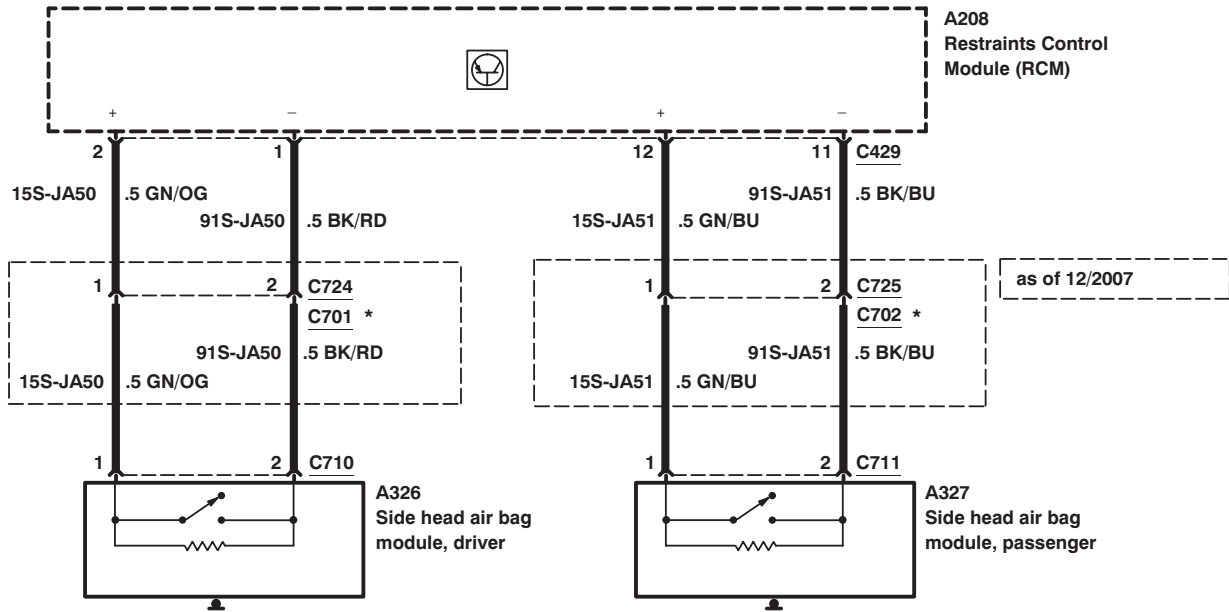
Supplemental Restraint System – Passenger air bag, except convertible



Supplemental Restraint System – with side air bags, except convertible

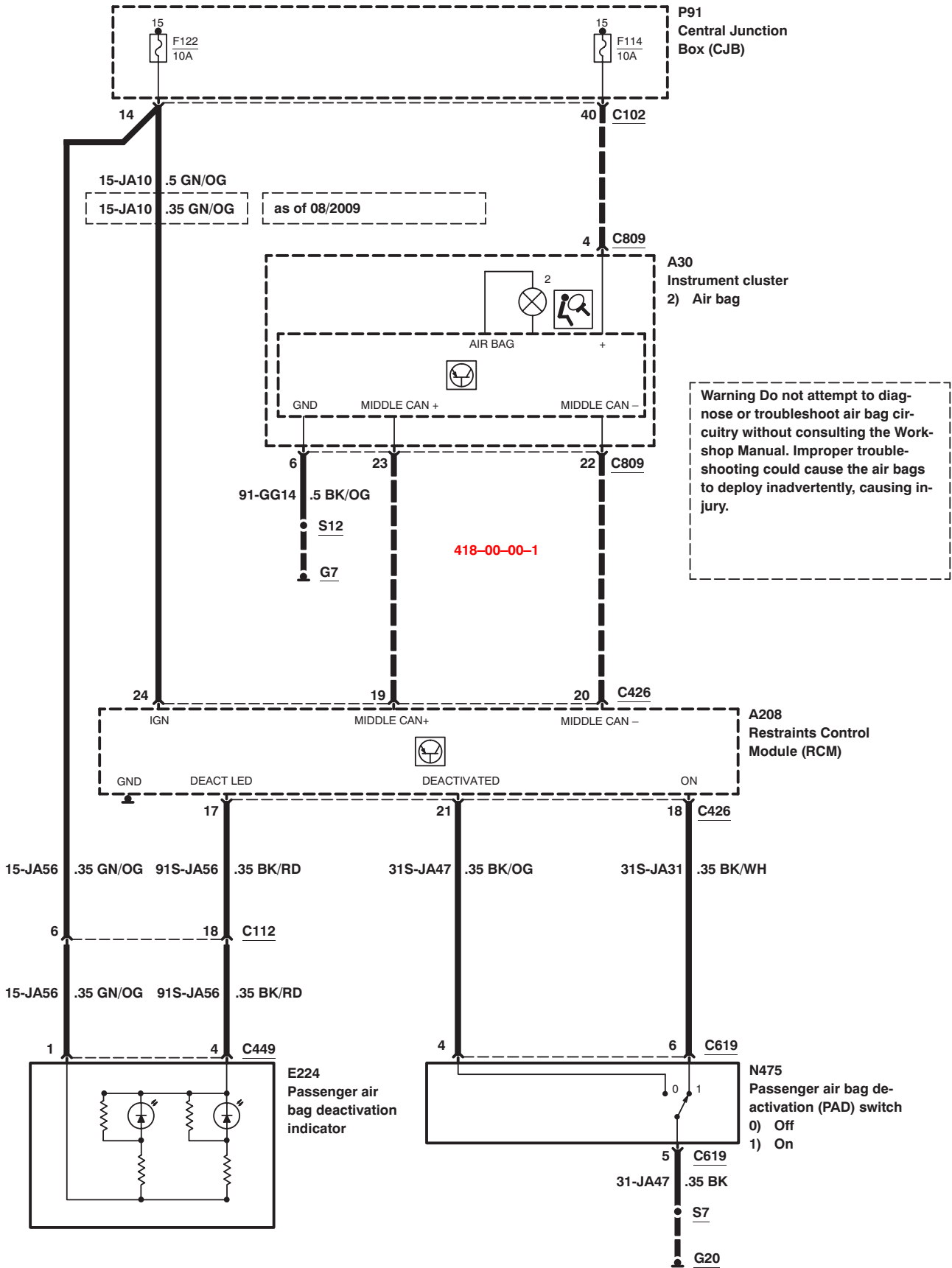


Supplemental Restraint System – with side head air bags, except convertible

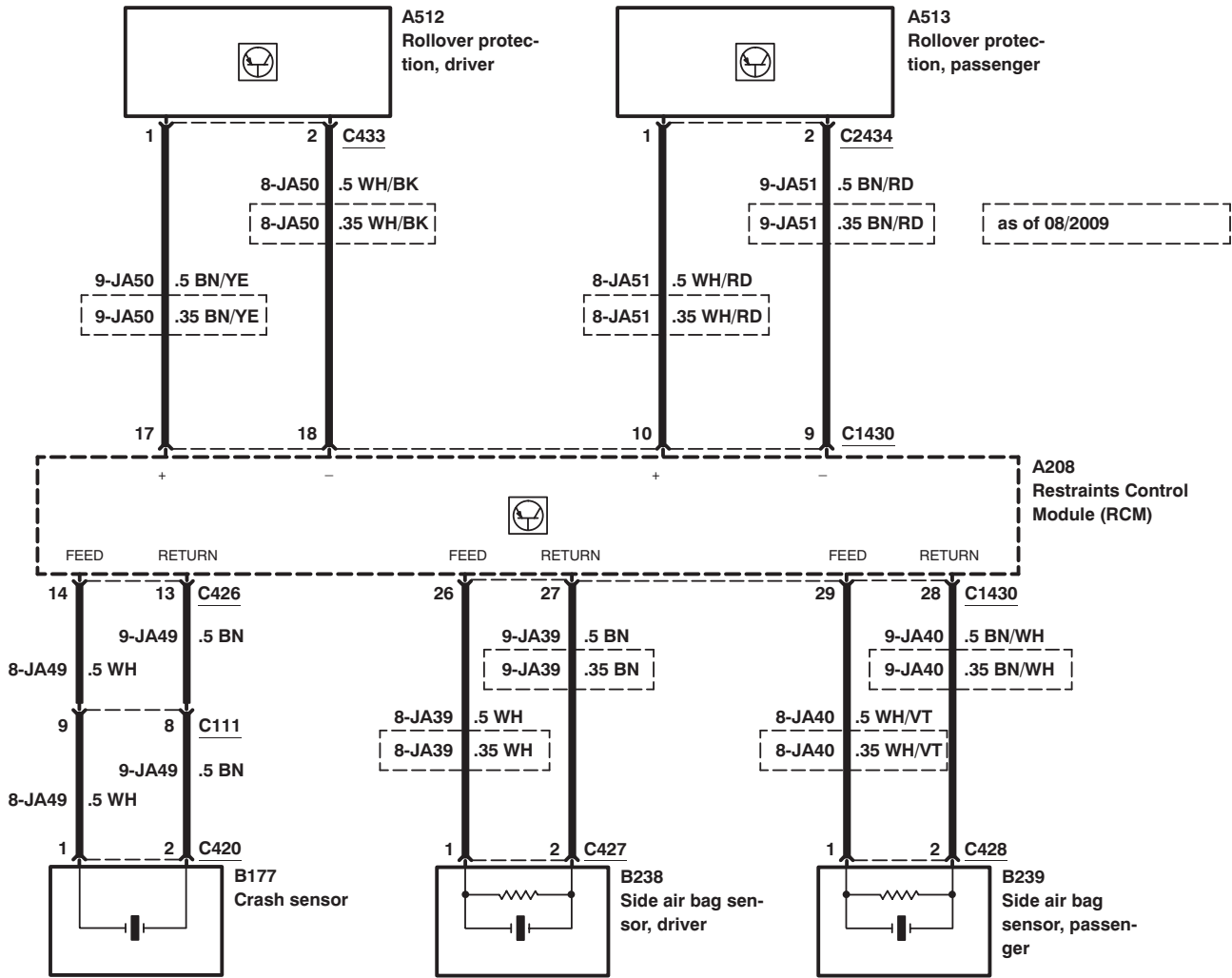


* as of 09/2008

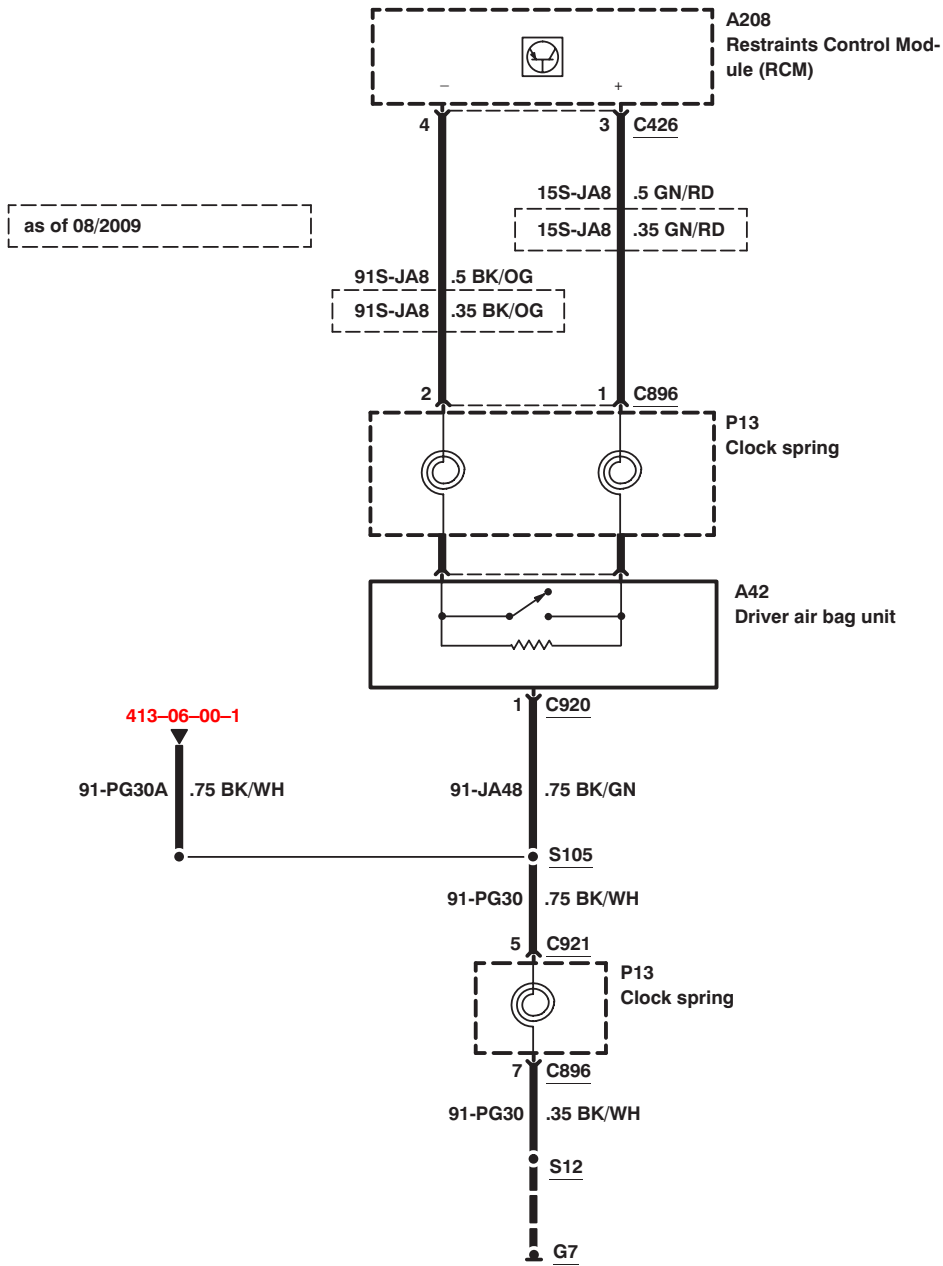
Supplemental Restraint System – convertible



Supplemental Restraint System – convertible

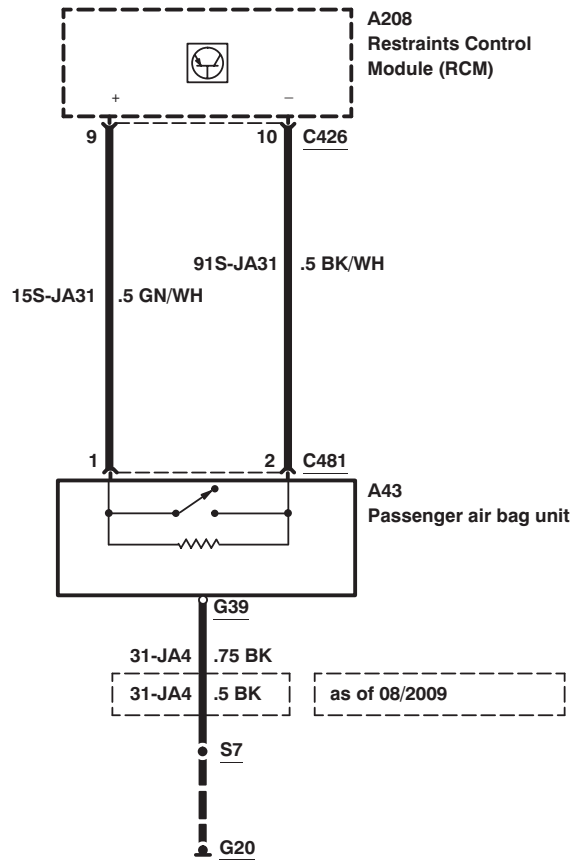


Supplemental Restraint System – Driver air bag, convertible

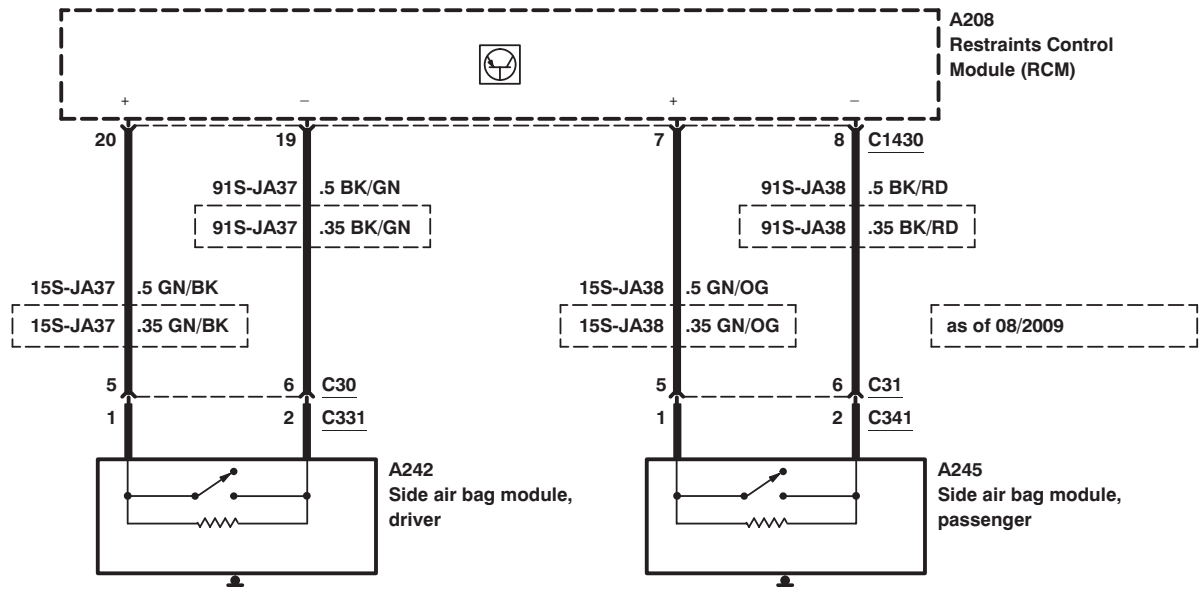


10/2009
501-20B-00-10
2007.5
Focus

Supplemental Restraint System – Passenger air bag, convertible



Supplemental Restraint System – with side air bags, convertible





Group

7

General Wiring Information

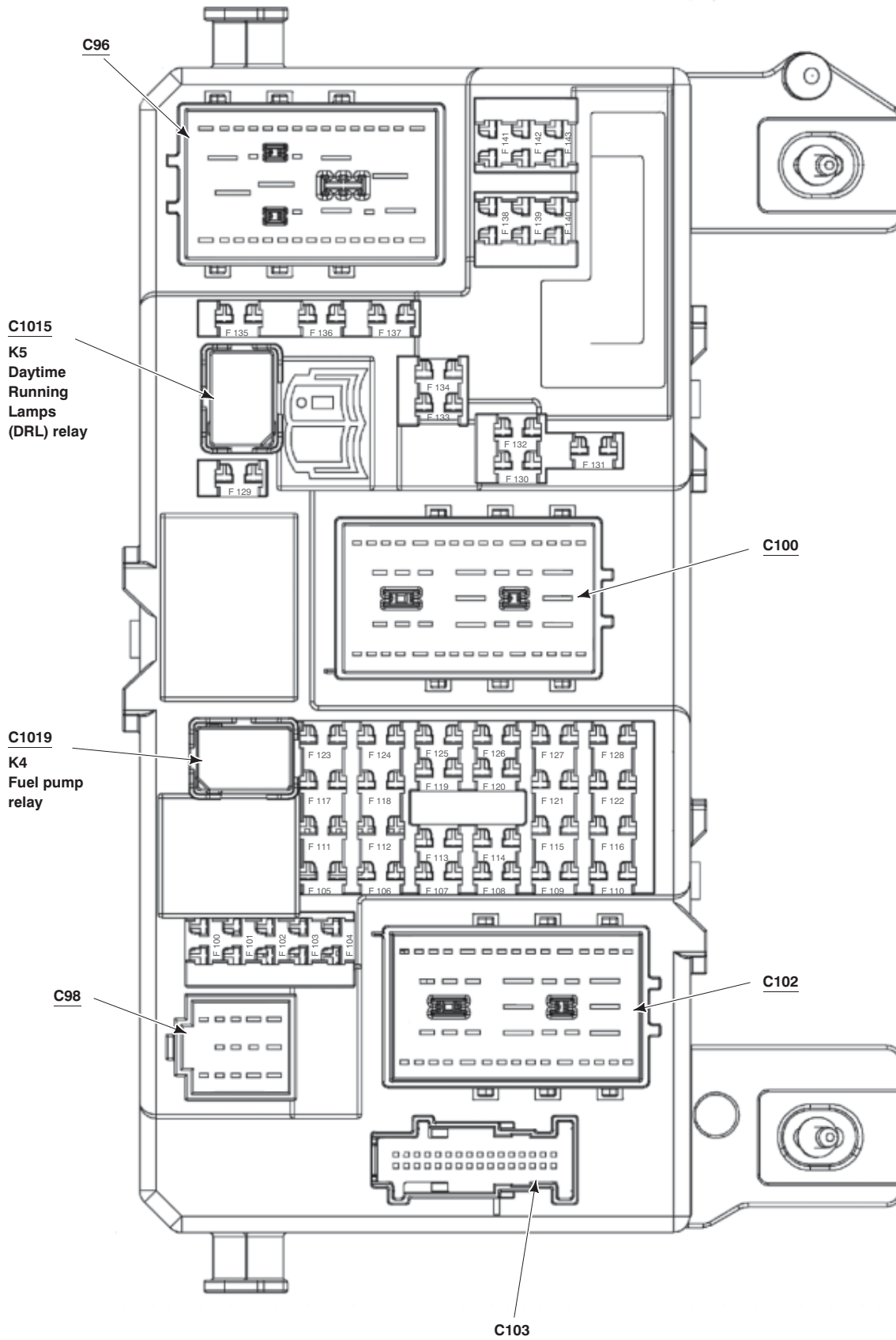
Fuse and Relay Information	700-01-00-1/8
Power Distribution	700-02-00-1/28
Fuse Details	700-03-00-1/87
Ground Distribution	700-04-00-1/83
Component Location Charts	700-05-00-1/62
Component Location Views	700-06-00-1/64
Connector Views	700-07-00-1/164



Fuse and Relay Information

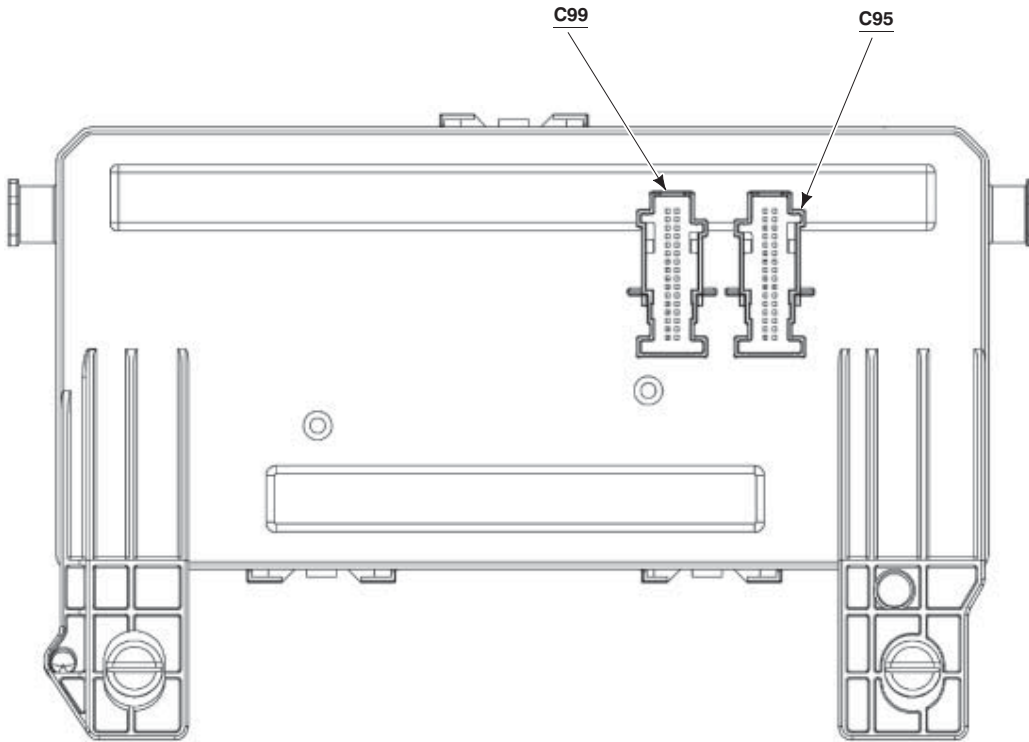
Central Junction Box (CJB), front -----	700-01-00-1
Central Junction Box (CJB), rear -----	700-01-00-2
Battery Junction Box (BJB) -----	700-01-00-3
Central Junction Box (CJB) -----	700-01-00-4/5
Battery Junction Box (BJB) -----	700-01-00-6/7
Fuse Box on Battery (BJB) -----	700-01-00-8

Fuse and Relay Information – Central Junction Box (CJB), front

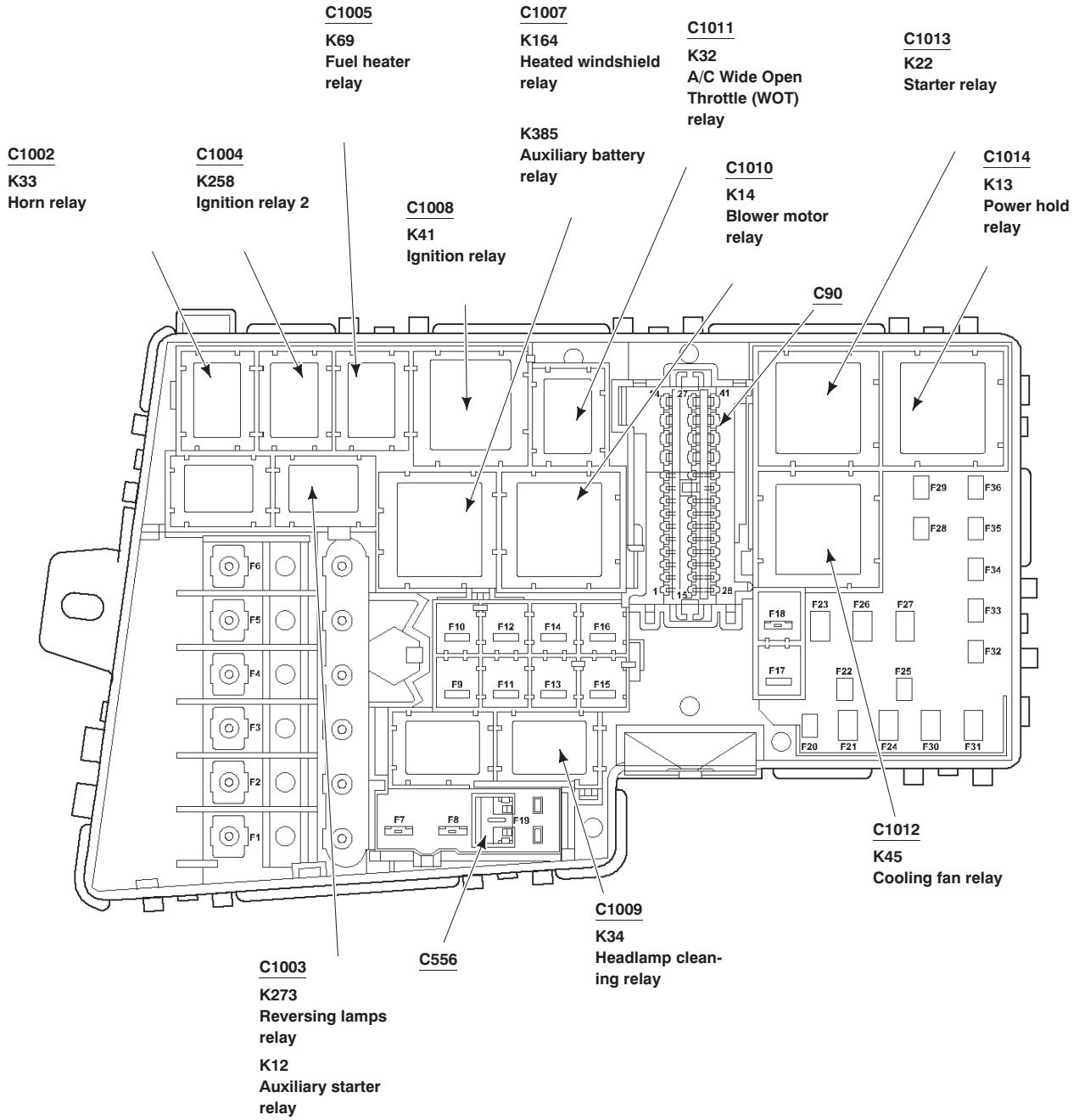


06/2007
700-01-00-2
2007.5
Focus

Fuse and Relay Information – Central Junction Box (CJB), rear



Fuse and Relay Information – Battery Junction Box (BJB)



Fuse and Relay Information

PAGE 1 OF 5

Central Junction Box (CJB)

Fuse number	100 10A	101 20A	102 10A	103 10A	104 10A	105 25A	106 10A	107 10A	108 7.5A	109 20A	110 10A	111 15A	112 15A	113 10A	114 10A	115 7.5A	116 20A	117 7.5A	118 20A	119 15A 25A	120 20A	121 20A	122 10A	123 7.5A	124 7.5A	125 7.5A	126 20A	127 25A	129 20A
Section																													
206-06-00																													
206-09A-00																													
206-09C-00																													
211-02-00																													
303-03A-00																													
303-03B-00																													
303-03C-00																													
303-03D-00																													
303-03E-00																													
303-03F-00																													
303-03G-00																													
303-04A-00																													
303-04B-00																													
303-04C-00																													
303-04D-00																													
303-04E-00																													
303-04F-00																													
303-04G-00																													
303-06A-00			X				X		X																			X	
303-06B-00			X				X		X																			X	
303-06C-00			X				X		X																			X	
303-06D-00			X				X		X																			X	
303-06E-00			X				X		X																			X	
303-06F-00			X				X		X																			X	
303-06G-00			X				X		X																			X	
303-07A-00																													
303-07B-00																													
303-07C-00																													
303-07D-00																													
303-07E-00																													
303-07F-00																													
303-07G-00																													
303-14A-00													X																
303-14B-00												X																	
303-14C-00												X																	
303-14D-00	X		X																										
303-14E-00	X		X																										
303-14F-00																													
303-14G-00	X											X																	
307-01A-00	X																												
308-00-00	X																												
310-03-00																													
412-02A-00	X																												
412-02B-00	X		X																										
412-03-00	X		X						X				X																
413-00-00	X				X											X				X									X
413-01-00	X			X				X	X					X		X													
413-06-00																													
413-07-00									X				X																
413-13-00	X																												
414-02A-00																													
414-02B-00																													
414-02C-00																													
414-02D-00																													
414-02E-00																													
414-02F-00																													
414-02G-00																													
414-05-00	X																												
415-01-00									X				X																
417-01-00	X			X							X			X	X	X	X	X		X						X	X		
417-02-00				X	X						X				X	X	X		X										
417-04-00				X							X			X	X	X		X								X	X		
418-00-00								X																					
419-01A-00																													
419-01B-00								X	X						X														
419-07A-00									X																				
419-07B-00									X					X															
419-08-00														X															
419-10-00											X				X														
501-09-00					X																				X				
501-10-00	X	X	X																										
501-11-00	X					X																							
501-12-00										X																			X
501-14-00				X																									
501-16-00	X																												
501-17-00	X	X														X													X
501-18-00		X																											
501-20A-00																													
501-20B-00															X										X				
Fuse number	100 10A	101 20A	102 10A	103 10A	104 10A	105 25A	106 10A	107 10A	108 7.5A	109 20A	110 10A	111 15A	112 15A	113 10A	114 10A	115 7.5A	116 20A	117 7.5A	118 20A	119 15A 25A	120 20A	121 20A	122 10A	123 7.5A	124 7.5A	125 7.5A	126 20A	127 25A	129 20A

Fuse and Relay Information

PAGE 3 OF 5

Battery Junction Box (BJB)

Fuse number	1 50A	2 80A	3 60A	4 60A	5 80A	6 60A	7 30A	8 20A	9 20A	10 30A	11 20A	12 40A	13 20A	14 40A	15 30A	16 40A	17 30A	18 30A	19 10A	20 15A	21 20A	22 10A	23 30A 10A	24 15A	25 10A	26 10A	27 10A	28 10A	29 10A
Section	40A																												
206-06-00			X																										
206-09A-00							X	X												X									
206-09C-00							X	X												X									
211-02-00		X																					X						
303-03A-00	X														X														
303-03B-00	X														X														
303-03C-00	X																												
303-03D-00	X																												
303-03E-00	X																												
303-03F-00	X																												
303-03G-00	X																												
303-04A-00																													
303-04B-00																													
303-04C-00																													
303-04D-00																								X	X				
303-04E-00																							X	X					
303-04F-00																							X	X					
303-04G-00																					X								
303-06A-00			X								X		X							X									
303-06B-00			X								X		X																
303-06C-00			X								X		X																
303-06D-00			X								X		X																
303-06E-00			X								X		X																
303-06F-00			X								X		X																
303-06G-00			X								X		X																
303-07A-00											X		X																
303-07B-00																													
303-07C-00																													
303-07D-00							X																					X	
303-07E-00							X																					X	
303-07F-00							X																					X	
303-07G-00																													
303-14A-00										X		X																	
303-14B-00										X		X																	
303-14C-00										X		X																	
303-14D-00										X		X																	
303-14E-00										X		X																	
303-14F-00										X		X																	
303-14G-00										X																			
307-01A-00												X														X			
308-00-00												X															X		
310-03-00												X																	
412-02A-00											X	X																	
412-02B-00					X						X	X									X								
412-03-00											X	X													X		X		X
413-00-00											X																		
413-01-00											X																		
413-06-00																					X								
413-07-00																													
413-13-00																													
414-02A-00																													
414-02B-00																													
414-02C-00																													
414-02D-00																													
414-02E-00																													
414-02F-00																													
414-02G-00																													
414-05-00																													
415-01-00																					X								
417-01-00			X								X															X			
417-02-00																													
417-04-00			X																										
418-00-00																													
419-01A-00																													
419-01B-00																													
419-07A-00																													
419-07B-00																													
419-08-00																													
419-10-00			X								X																		
501-09-00																													
501-10-00																													
501-11-00											X		X		X										X				
501-12-00																													
501-14-00			X								X																		
501-16-00																								X		X			
501-17-00																													
501-18-00																				X									
501-20A-00																													
501-20B-00																													
Fuse number	1 50A	2 80A	3 60A	4 60A	5 80A	6 60A	7 30A	8 20A	9 20A	10 30A	11 20A	12 40A	13 20A	14 40A	15 30A	16 40A	17 30A	18 30A	19 10A	20 15A	21 20A	22 10A	23 30A 10A	24 15A	25 10A	26 10A	27 10A	28 10A	29 10A

Fuse and Relay Information

PAGE 5 OF 5

Fuse box on battery

Fuse number	301 125A	302 15A			
Section					
206-06-00					
206-09A-00					
206-09C-00					
211-02-00					
303-03A-00					
303-03B-00					
303-03C-00					
303-03D-00					
303-03E-00					
303-03F-00					
303-03G-00					
303-04A-00					
303-04B-00					
303-04C-00					
303-04D-00					
303-04E-00					
303-04F-00					
303-04G-00					
303-06A-00					
303-06B-00					
303-06C-00					
303-06D-00		X			
303-06E-00					
303-06F-00					
303-06G-00					
303-07A-00					
303-07B-00					
303-07C-00					
303-07D-00					
303-07E-00					
303-07F-00					
303-07G-00					
303-14A-00					
303-14B-00					
303-14C-00					
303-14D-00	X				
303-14E-00					
303-14F-00					
303-14G-00					
307-01A-00					
308-00-00					
310-03-00					
412-02A-00					
412-02B-00					
412-03-00					
413-00-00					
413-01-00					
413-06-00					
413-07-00					
413-13-00					
414-02A-00					
414-02B-00					
414-02C-00					
414-02D-00	X				
414-02E-00					
414-02F-00					
414-02G-00					
414-05-00					
415-01-00					
417-01-00					
417-02-00					
417-04-00					
418-00-00					
419-01A-00					
419-01B-00					
419-07A-00					
419-07B-00					
419-08-00					
419-10-00					
501-09-00					
501-10-00					
501-11-00					
501-12-00					
501-14-00					
501-16-00					
501-17-00					
501-18-00					
501-20A-00					
501-20B-00					
Fuse number	301 125A	302 15A			

Power Distribution

PAGE 1 OF 2

Power Distribution -----	700-02 -00-1/2
Power Distribution – 1.6L Duratorq-TDCi (DV) Diesel, with ECONetic II,with start -stop system -----	700-02 -00-3
Power Distribution – Ignition switch, manual transmission, except manual transmission (MPS 6), lower option content, 2.5L Duratec (V15) -----	700-02 -00-4
Power Distribution – Ignition switch, except manual transmission(MPS6), manual transmission, higher option content -----	700-02 -00-5
Power Distribution – Ignition switch, automatic transmission, manual transmission (MPS6, lower option content -----	700-02 -00-6
Power Distribution – Ignition switch, automatic transmission, manual transmission (MPS6, higher option content -----	700-02 -00-7
Power Distribution – with keyless start -----	700-02 -00-8
Power Distribution – 1.4/1.6 L Duratec– 16V (Sigma), before 08/2009 -----	700-02 -00-9
Power Distribution – 1.4/1.6L Duratec– 16V (Sigma), as of 08/2009 -----	700-02 -00-10
Power Distribution – 1.6L Duratec –16V Ti-VCT (Sigma), before 08/2009 -----	700-02 -00-11
Power Distribution – 1.6L Duratec –16V Ti-VCT (Sigma), as of 08/2009 -----	700-02 -00-12
Power Distribution – 1.8/2.0L Duratec– HE (M14), before 08/2009 -----	700-02 -00-13
Power Distribution – 1.8/2.0L Duratec– HE (M14), as of 08/2009 -----	700-02 -00-14
Power Distribution – 1.6L Duratoq -TDCi (DV) Diesel, before 08/2009 -----	700-02 -00-15
Power Distribution – 1.6L Duratorq– TDCi (DV) Diesel, as of 08/2009 -----	700-02 -00-16
Power Distribution – 1.8L Duratorq– TDCi (Kent) Diesel, before 08/2009 -----	700-02 -00-17
Power Distribution – 1.8L Duratorq– TDCi (Kent) Diesel, as of 08/2009 -----	700-02 -00-18
Power Distribution – 2.0L Duratorq– TDCi (DW) Diesel, before 08/2009 -----	700-02 -00-19
Power Distribution – 2.0L Duratorq– TDCi (DW) Diesel, as of 08/2009 -----	700-02 -00-20
Power Distribution – 2.5L Duratec (V15), before 08/2009 -----	700-02 -00-21
Power Distribution – 2.5L Duratec (V15), as of 08/2009 -----	700-02 -00-22
Power Distribution -----	700-02 -00-23
Power Distribution – without daytime running lamps -----	700-02 -00-24



Power Distribution

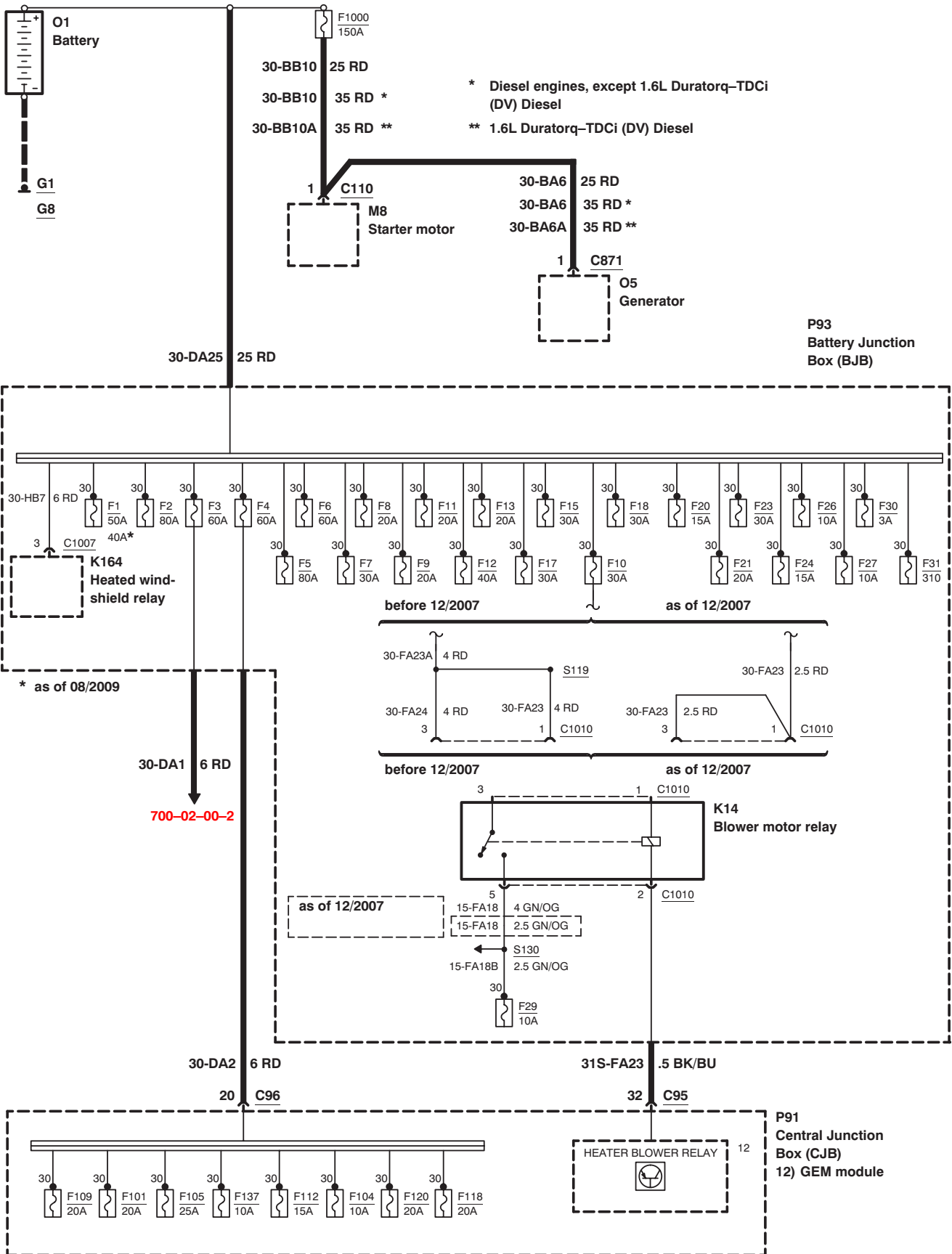
PAGE 2 OF 2

Power Distribution – with daytime running lamps -----	700-02 -00-25
Power Distribution – without daytime running lamps, without autolamps -----	700-02 -00-26
Power Distribution – with daytime running lamps -----	700-02 -00-27
Power Distribution – with autolamps -----	700-02 -00-28

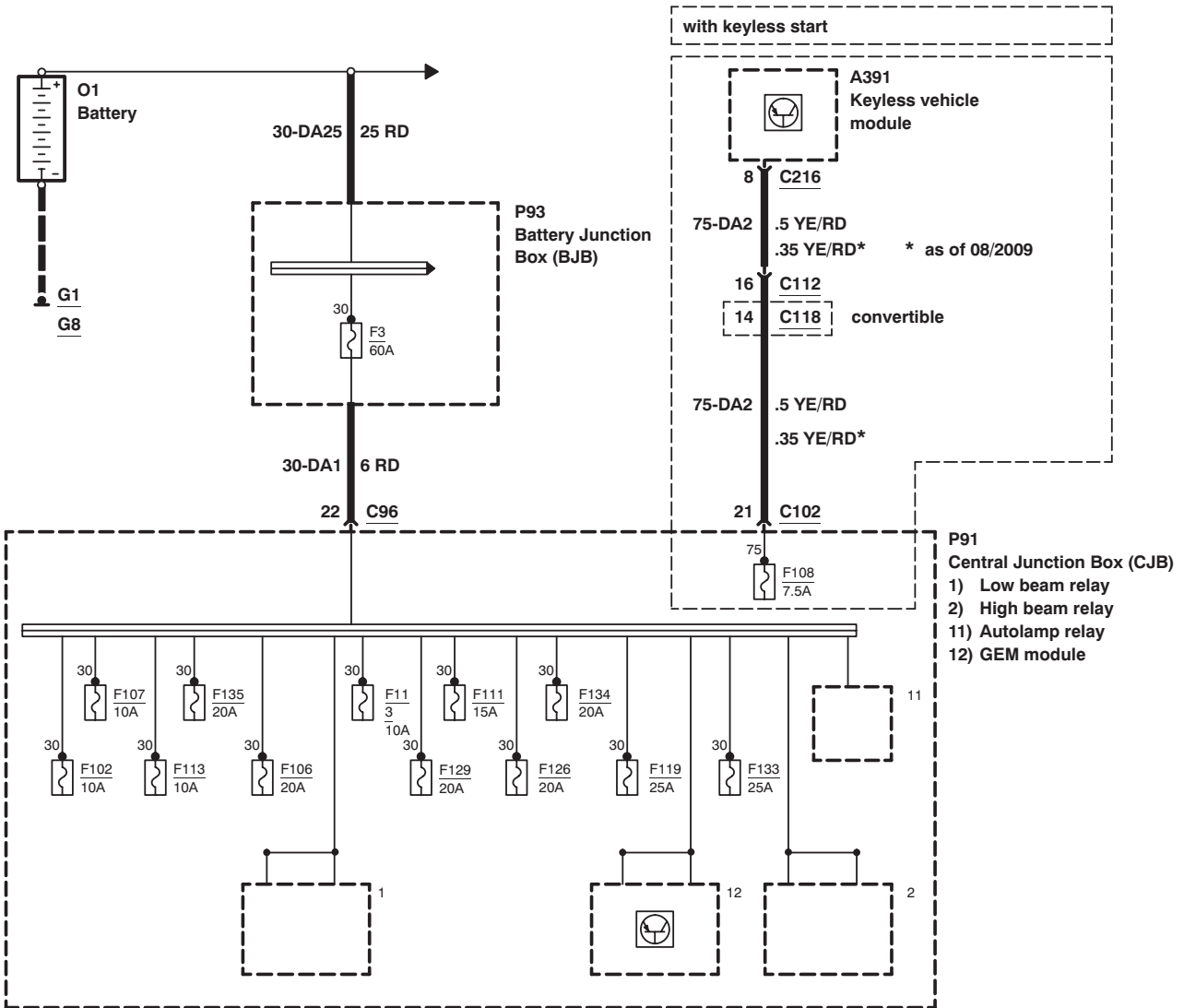


10/2009
700-02-00-1
2007.5
Focus

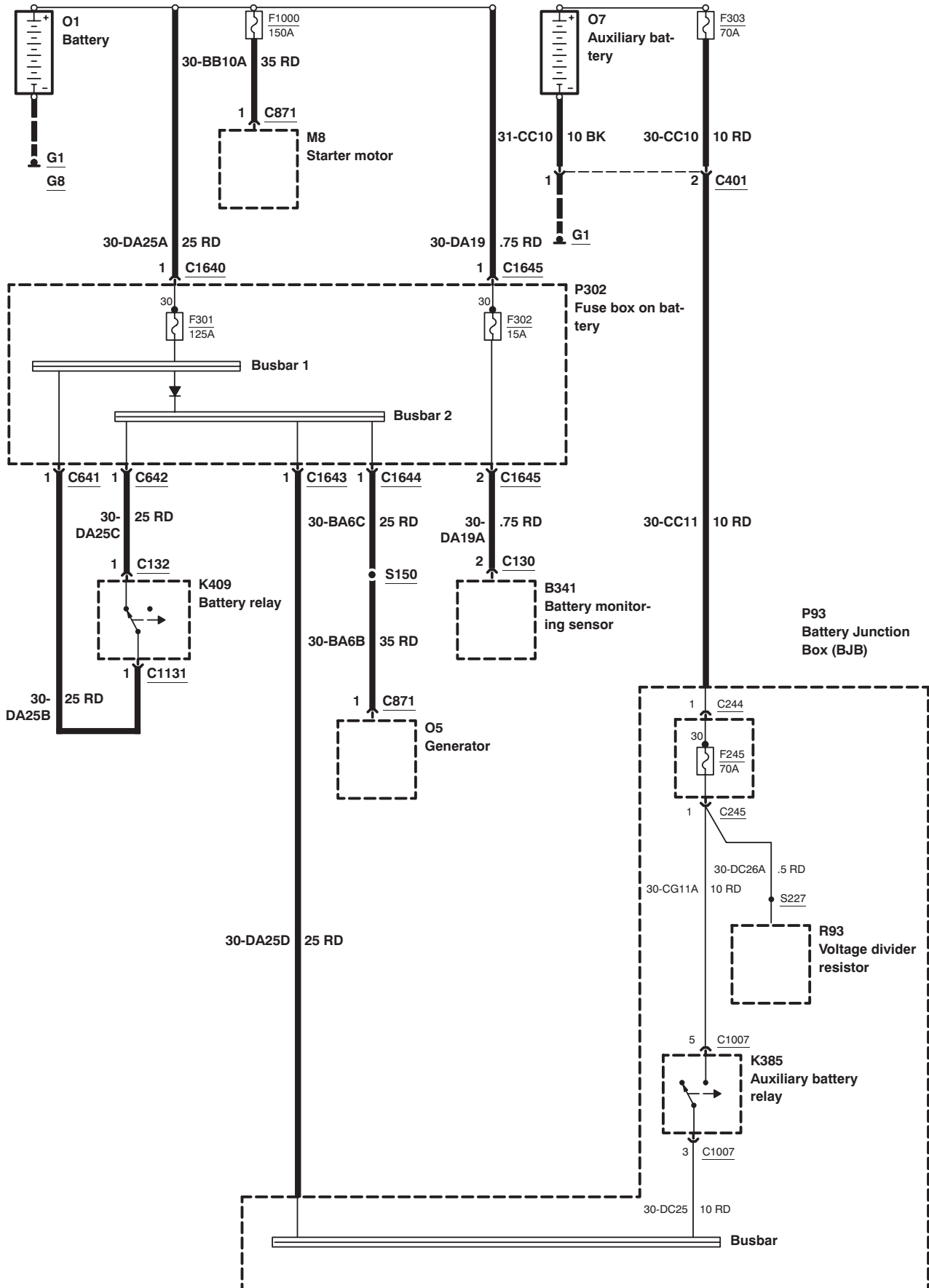
Power Distribution



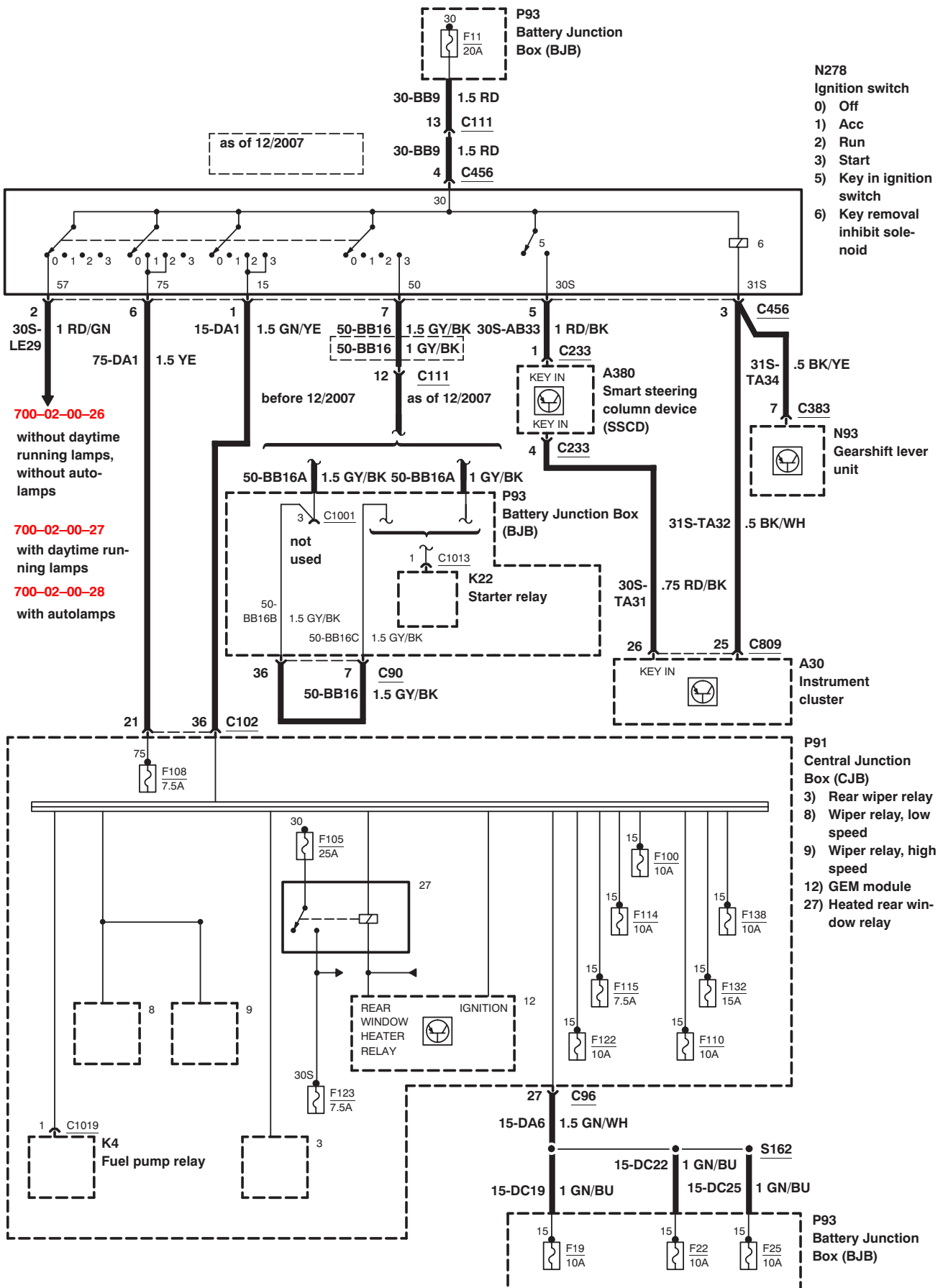
Power Distribution



Power Distribution – 1.6L Duratorq–TDCi (DV) Diesel, with ECONetic II, with start–stop system

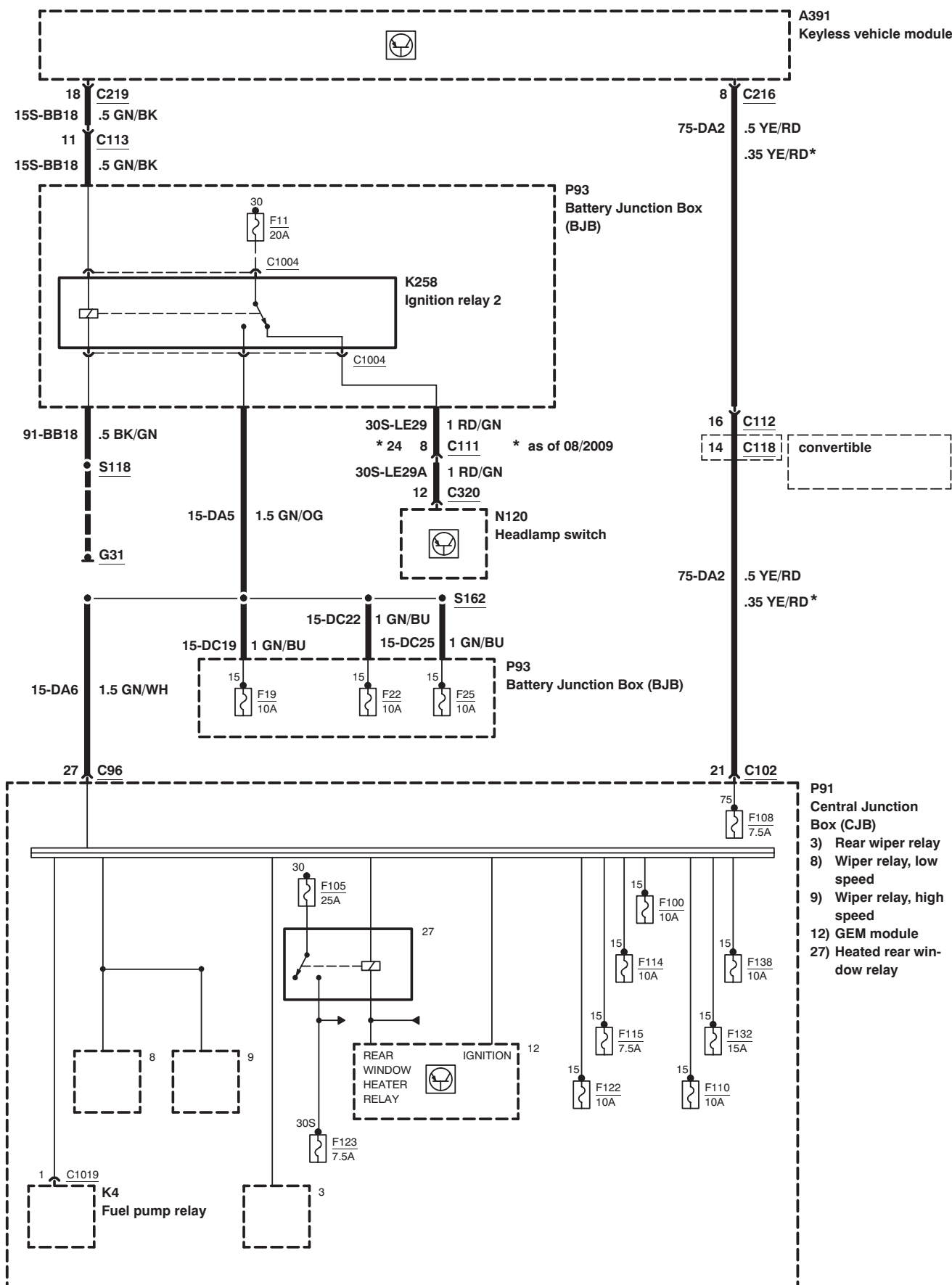


Power Distribution – Ignition switch, automatic transmission, manual transmission (MPS6), higher option content

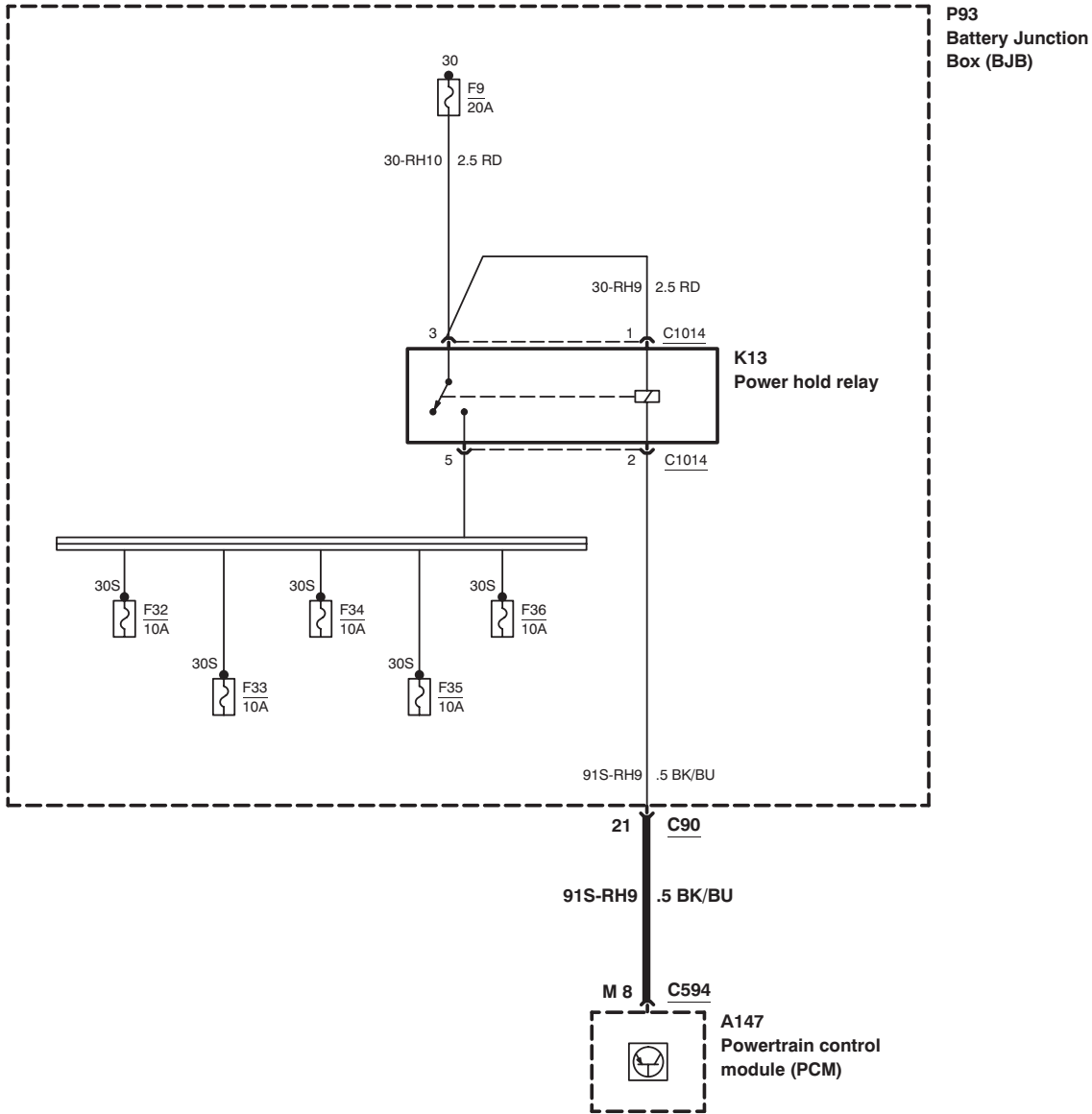


10/2009
700-02-00-8
2007.5
Focus

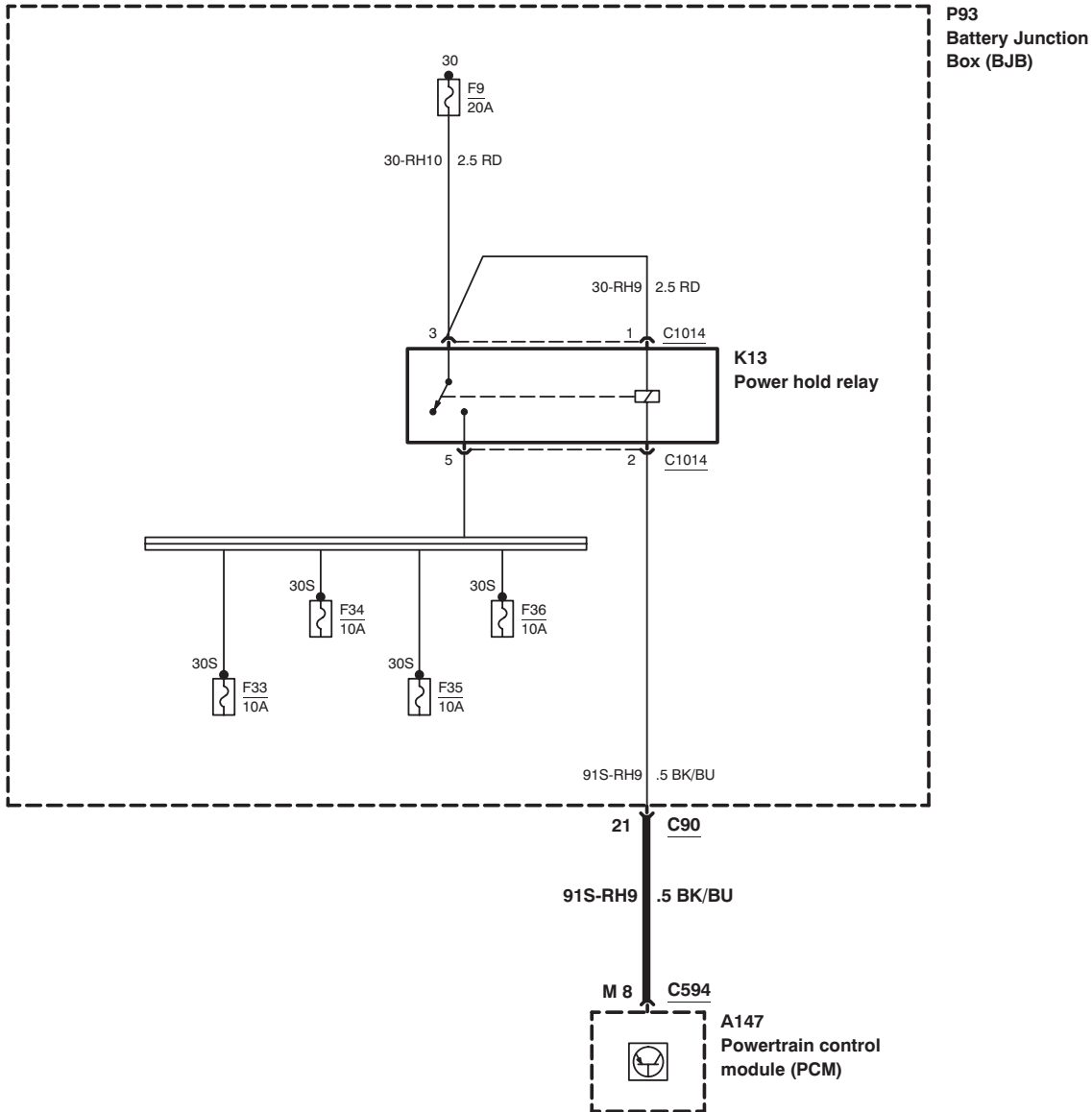
Power Distribution – with keyless start



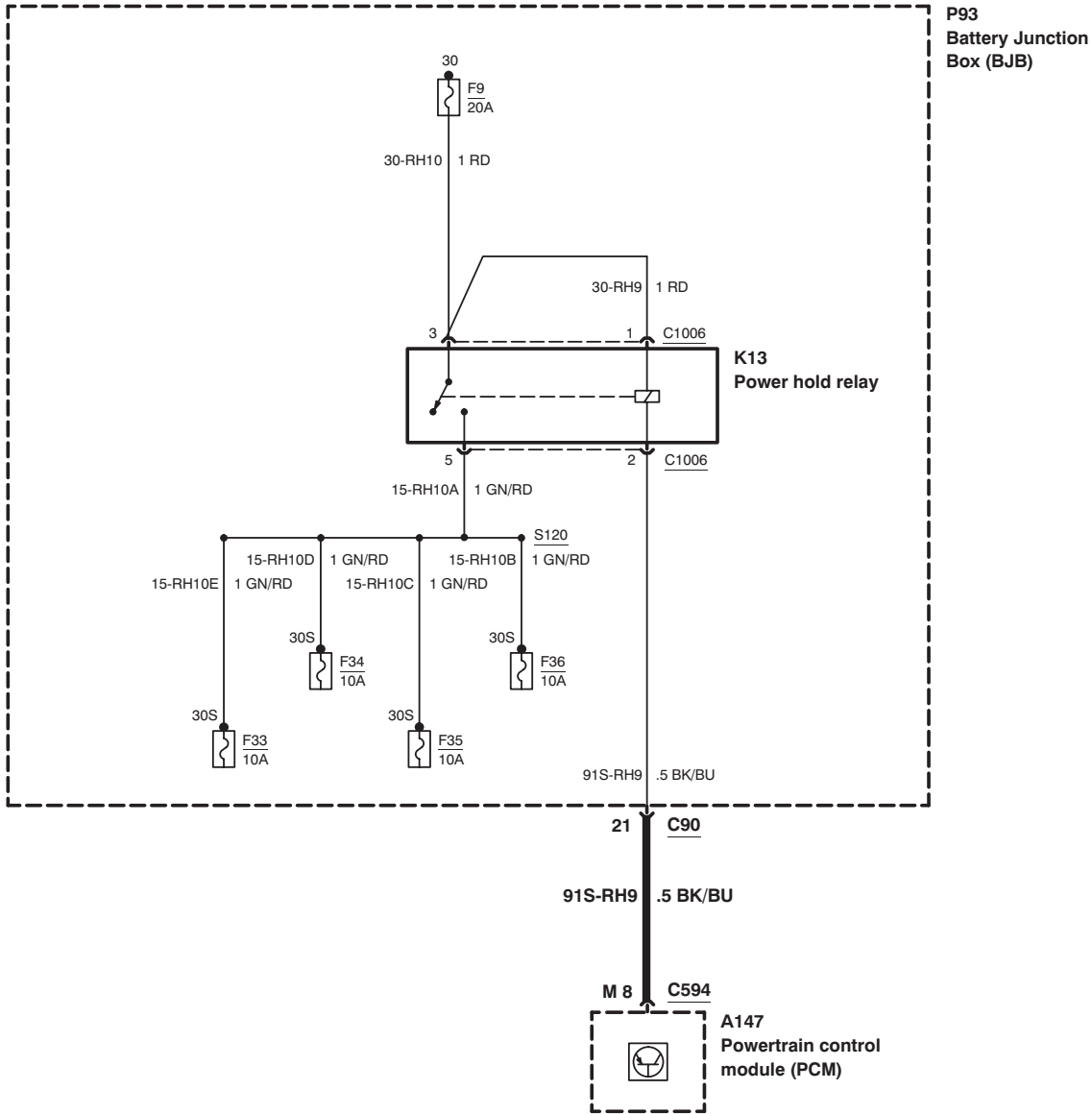
Power Distribution – 1.4/1.6L Duratec–16V (Sigma), before 08/2009



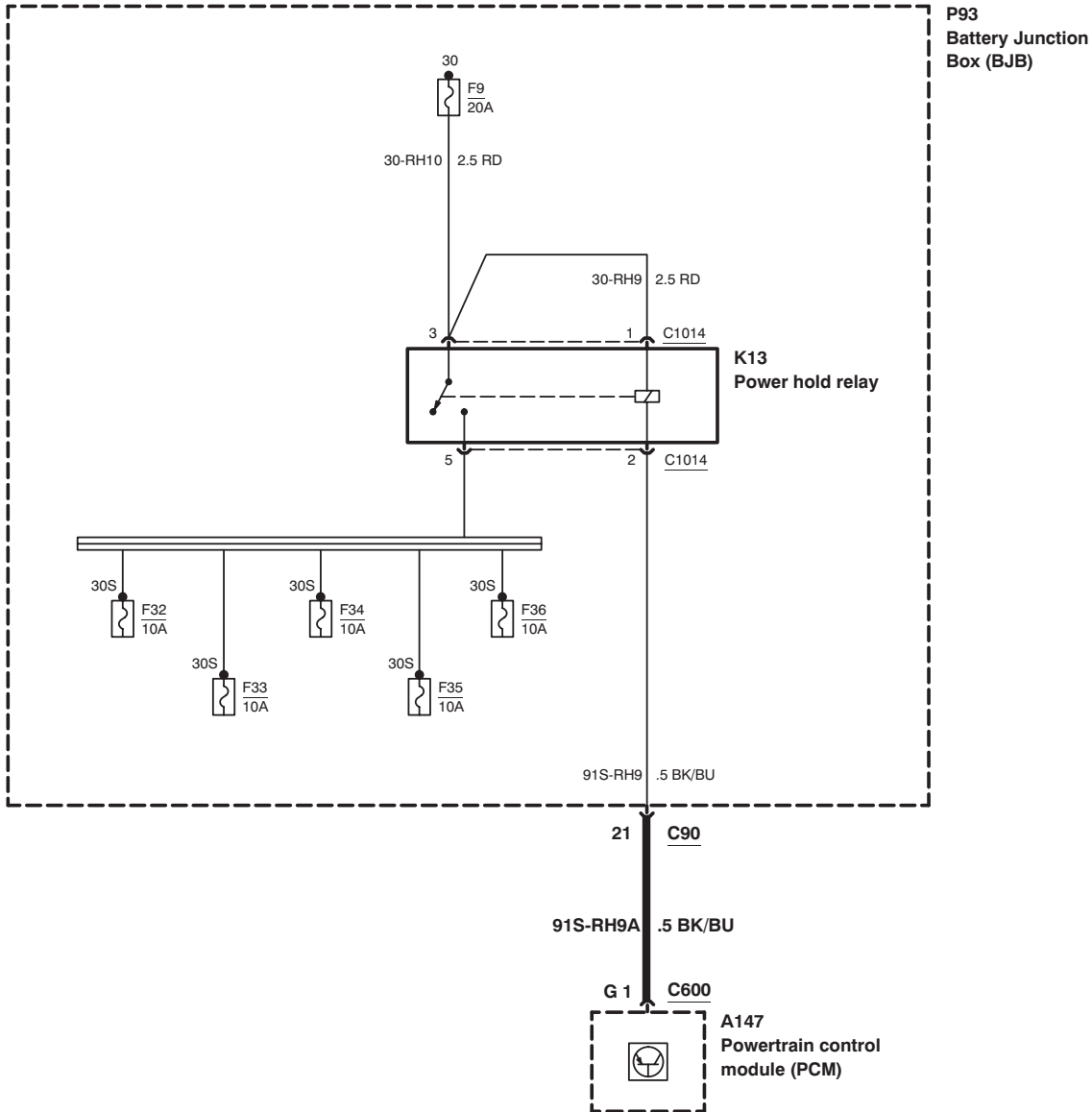
Power Distribution – 1.6L Duratec–16V Ti–VCT (Sigma), before 08/2009



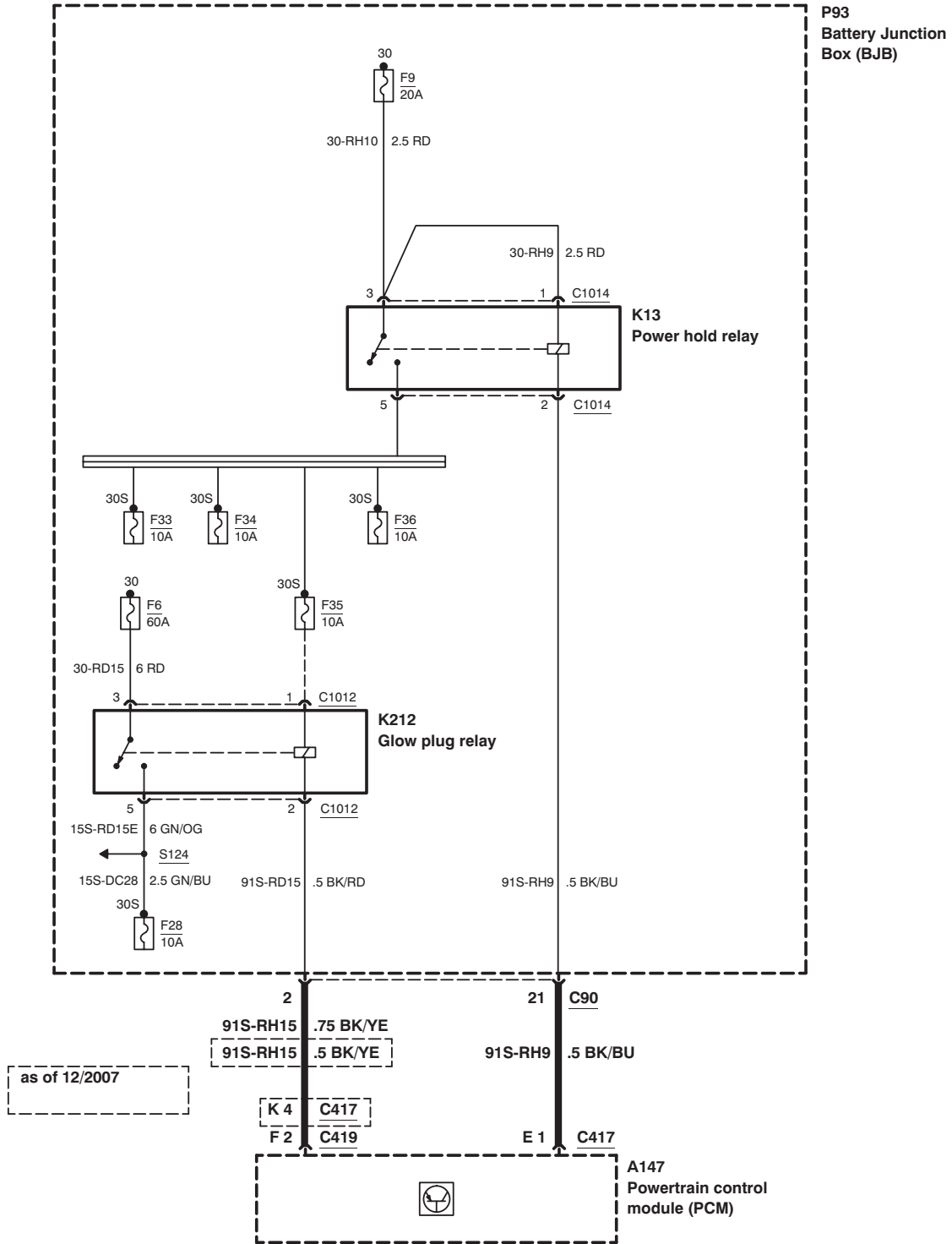
Power Distribution – 1.6L Duratec–16V Ti–VCT (Sigma), as of 08/2009



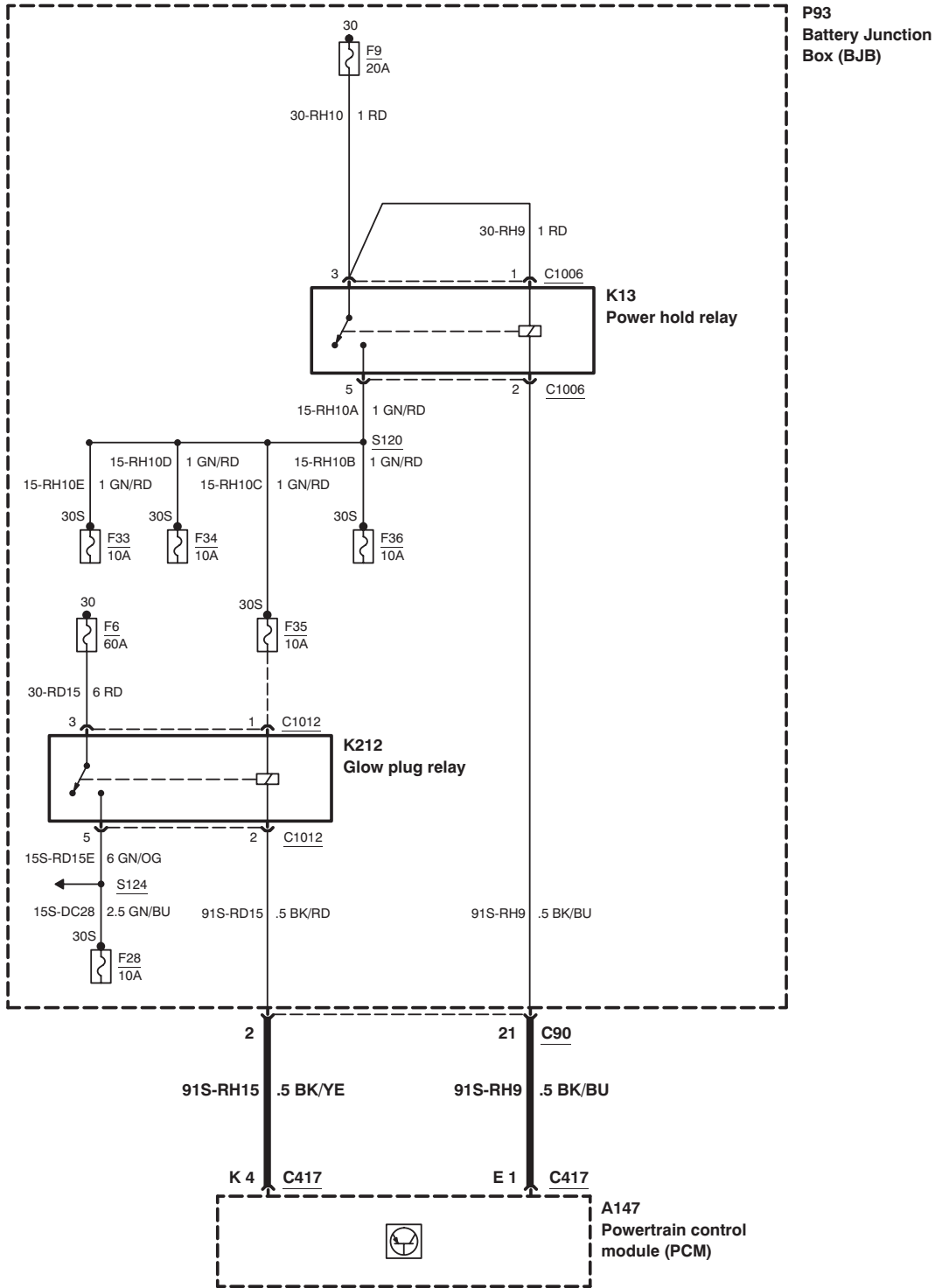
Power Distribution – 1.8/2.0L Duratec-HE (MI4) , before 08/2009



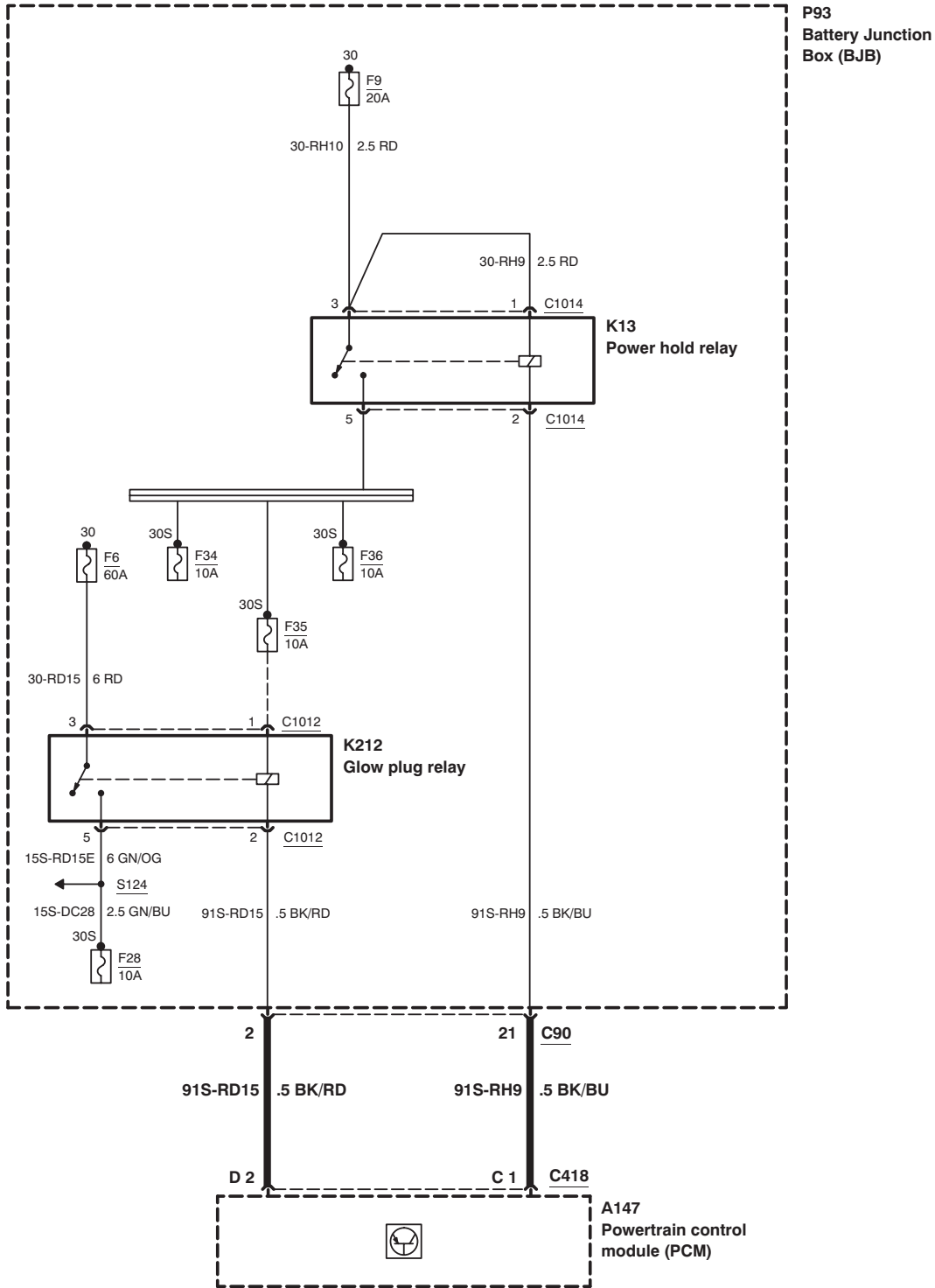
Power Distribution – 1.6L Duratorq–TDCi (DV) Diesel, before 08/2009



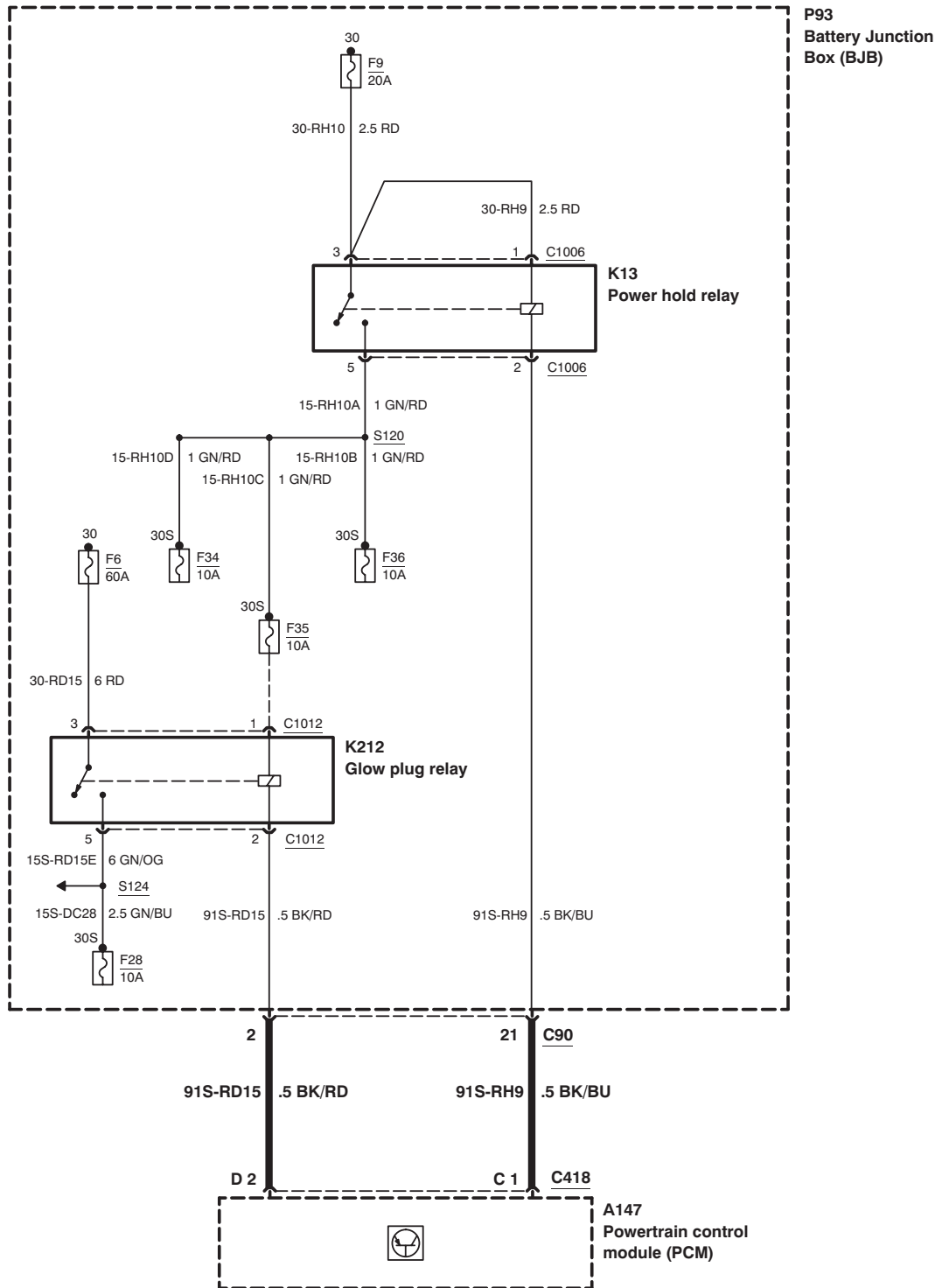
Power Distribution – 1.6L Duratorq–TDCi (DV) Diesel, as of 08/2009



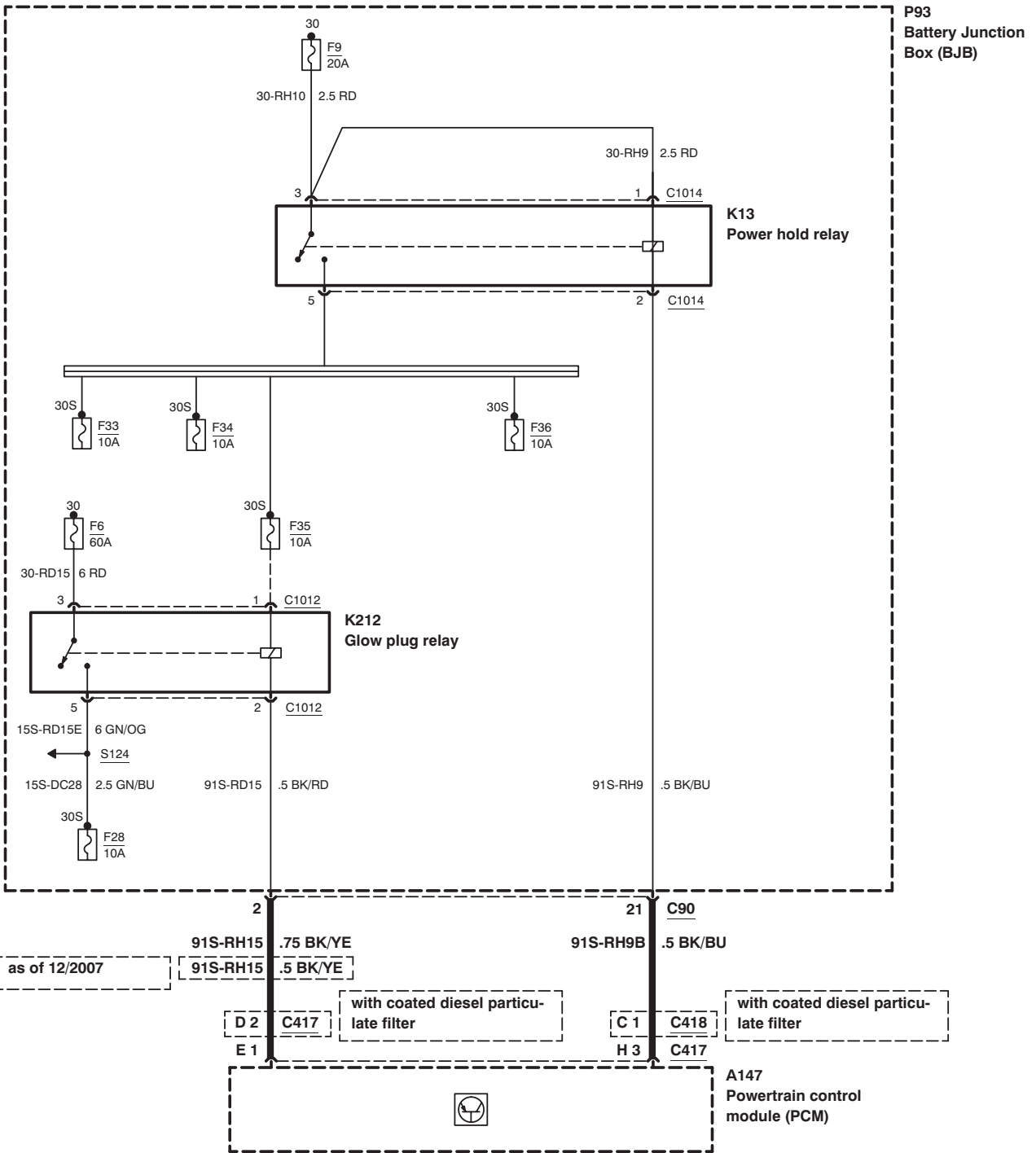
Power Distribution – 1.8L Duratorq–TDCi (Kent) Diesel, before 08/2009



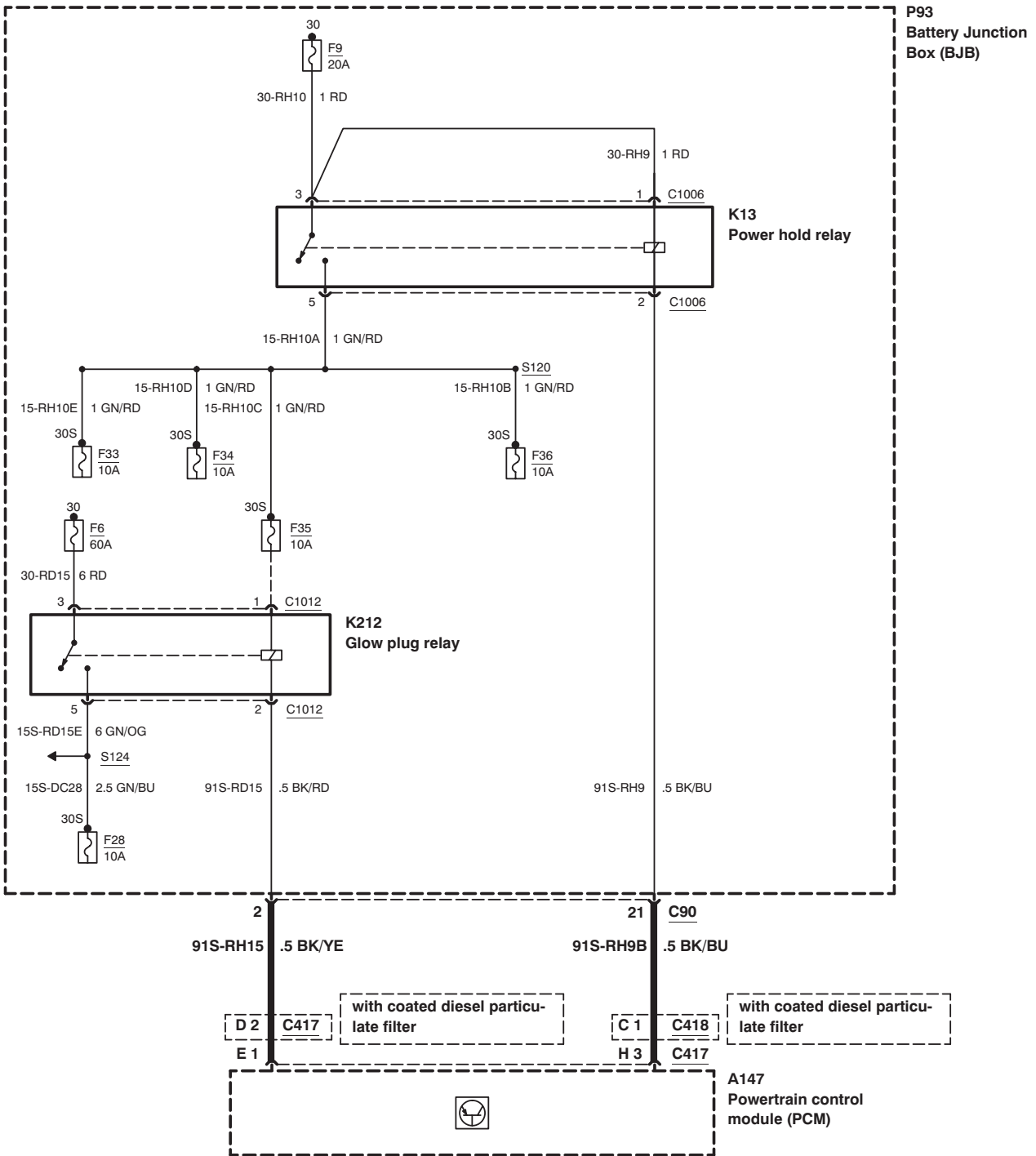
Power Distribution – 1.8L Duratorq–TDCi (Kent) Diesel, as of 08/2009



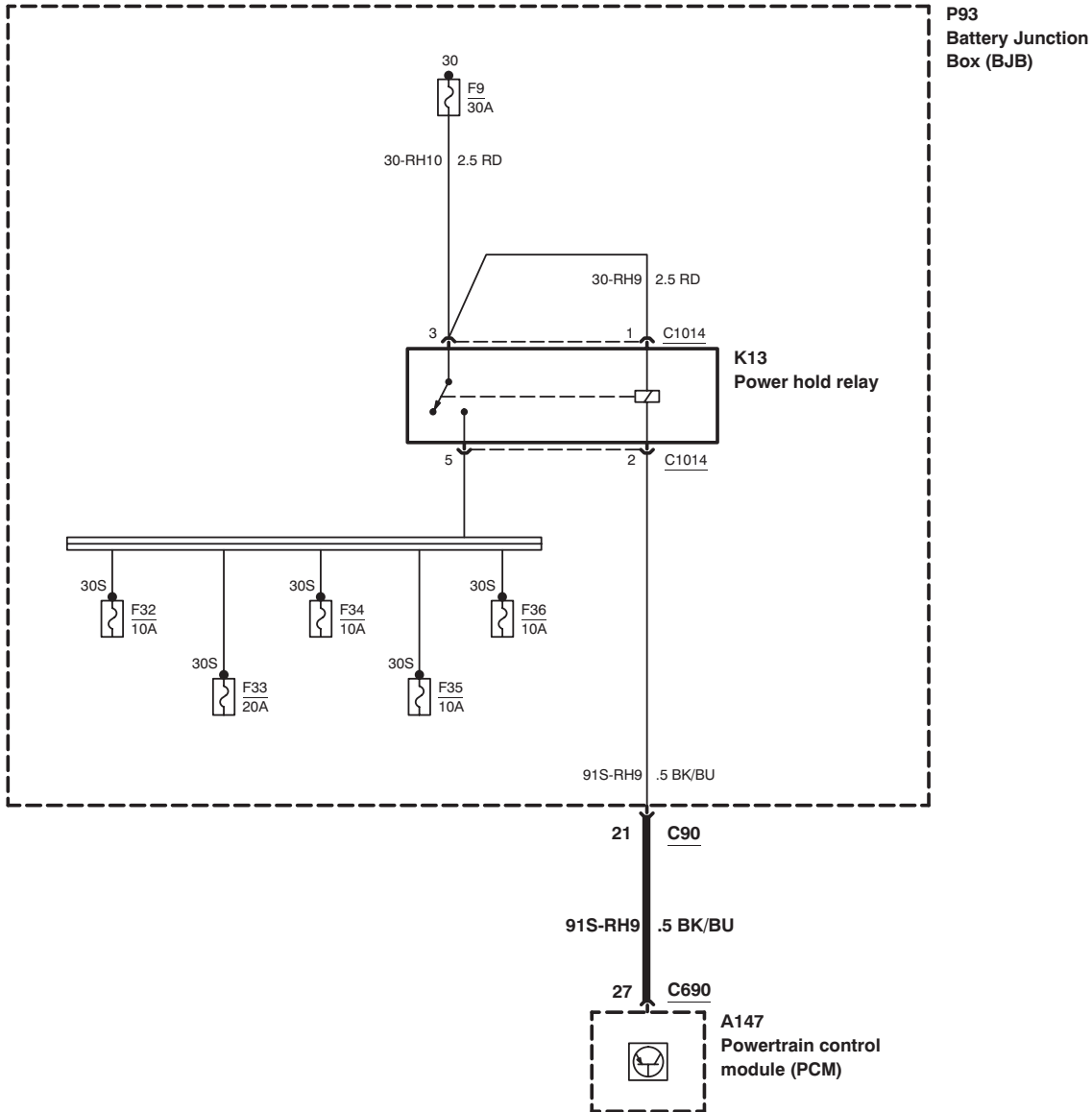
Power Distribution – 2.0L Duratorq–TDCi (DW) Diesel, before 08/2009



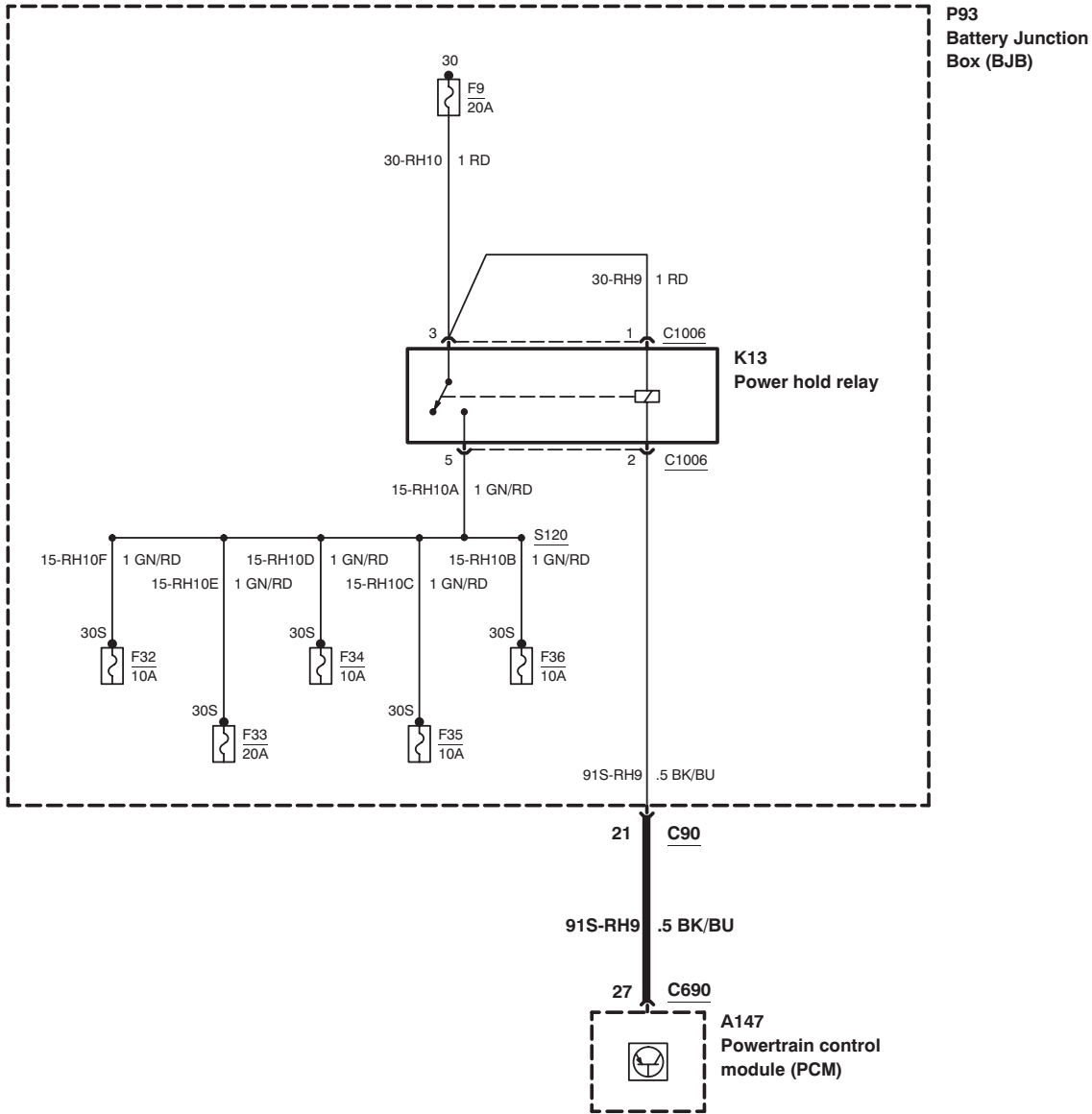
Power Distribution – 2.0L Duratorq–TDCi (DW) Diesel, as of 08/2009



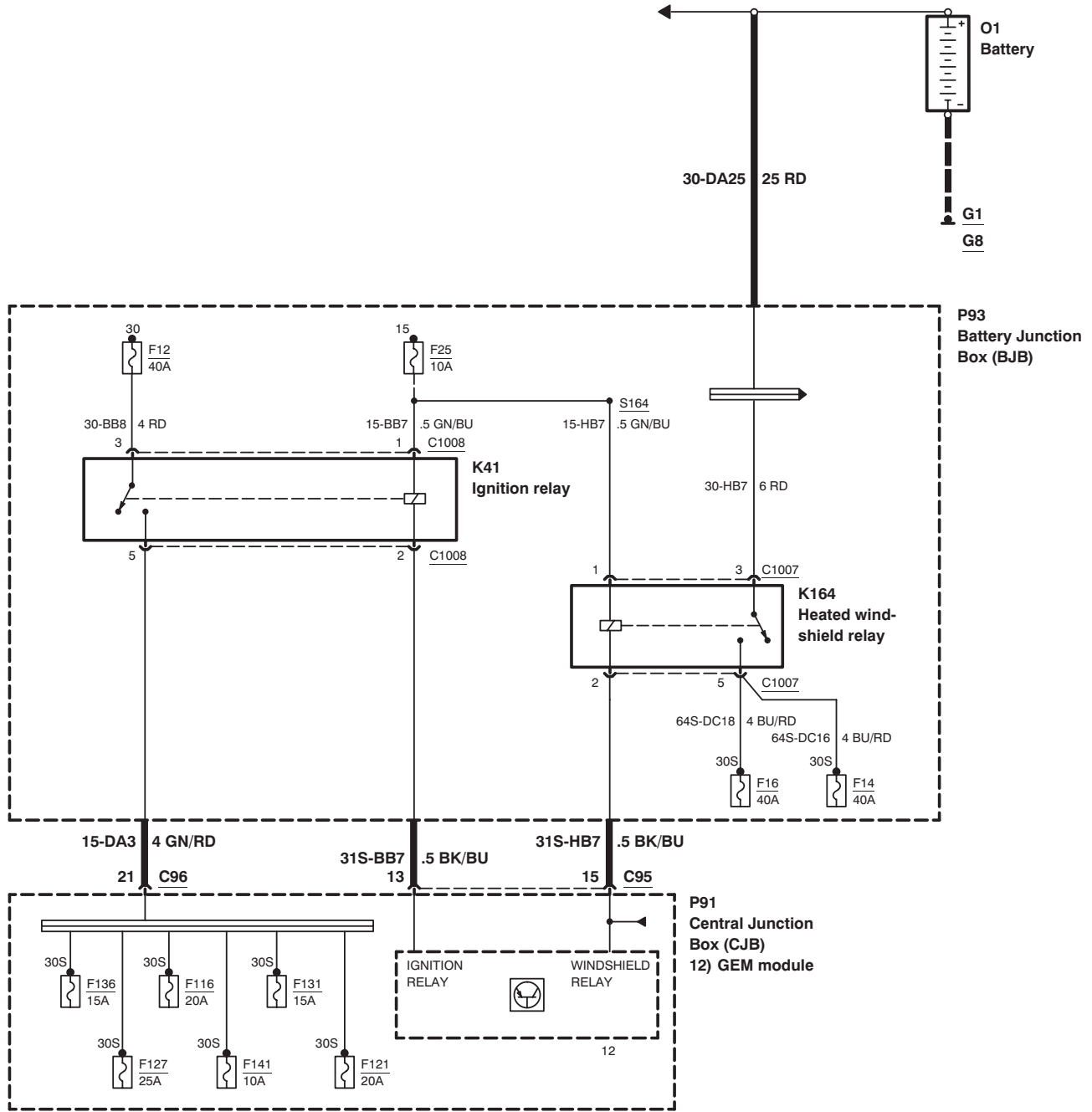
Power Distribution – 2.5L Duratec (V15), before 08/2009



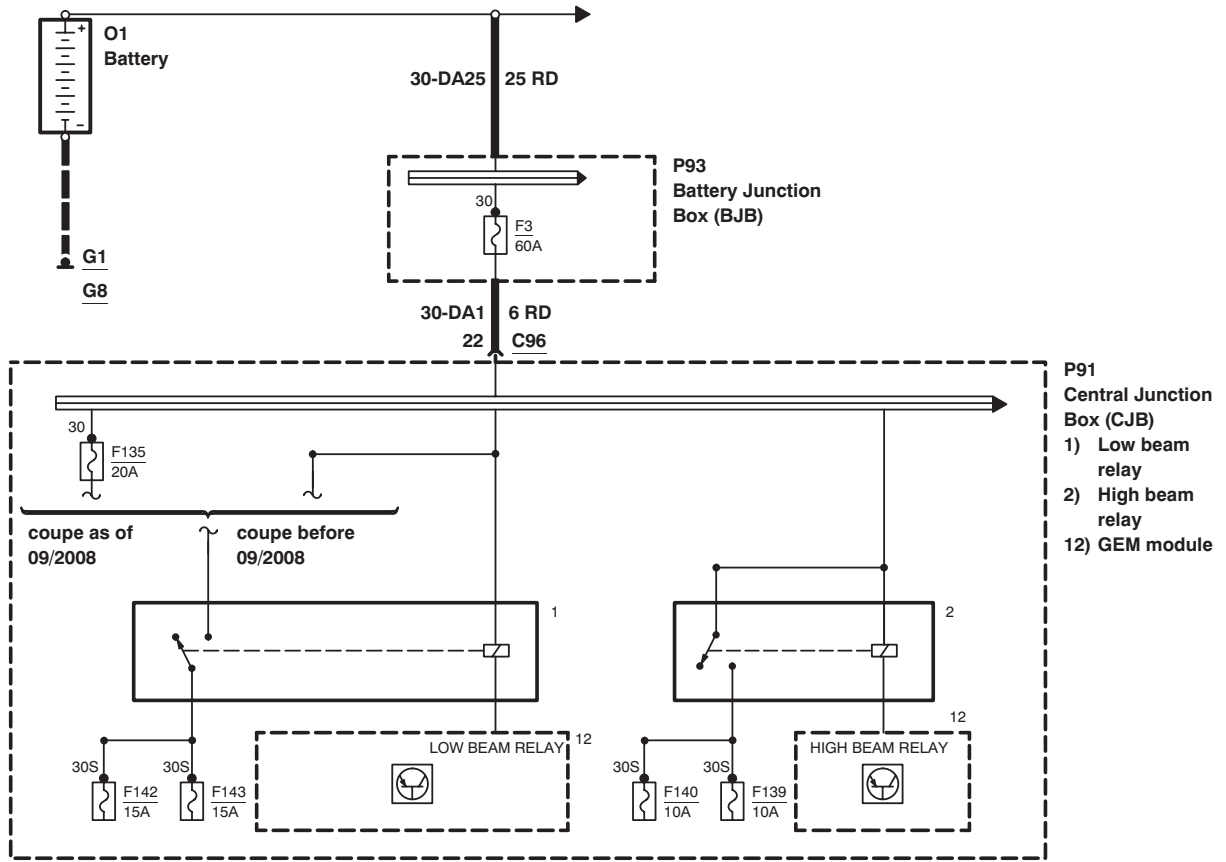
Power Distribution – 2.5L Duratec (V15), as of 08/2009



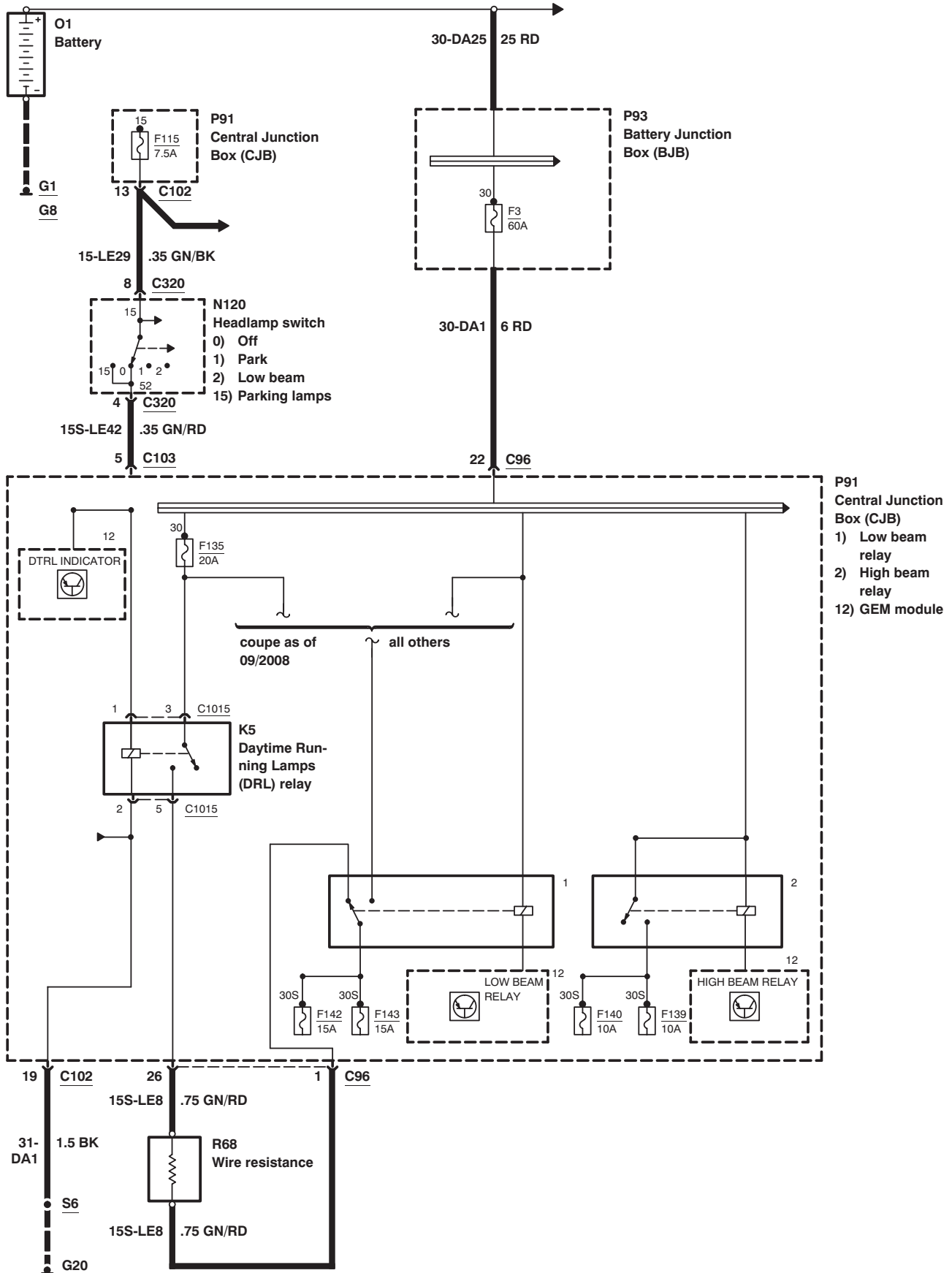
Power Distribution



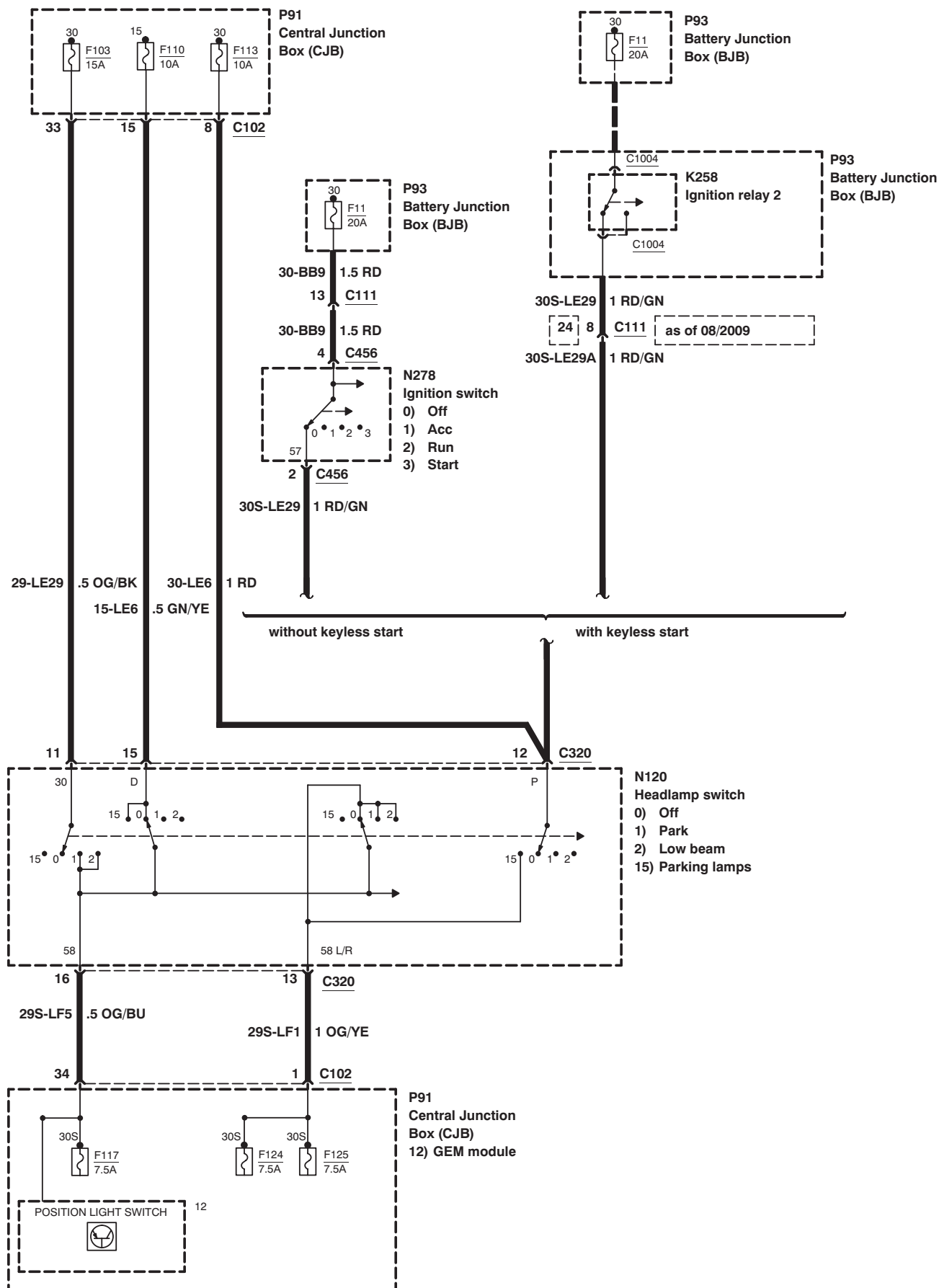
Power Distribution – without daytime running lamps



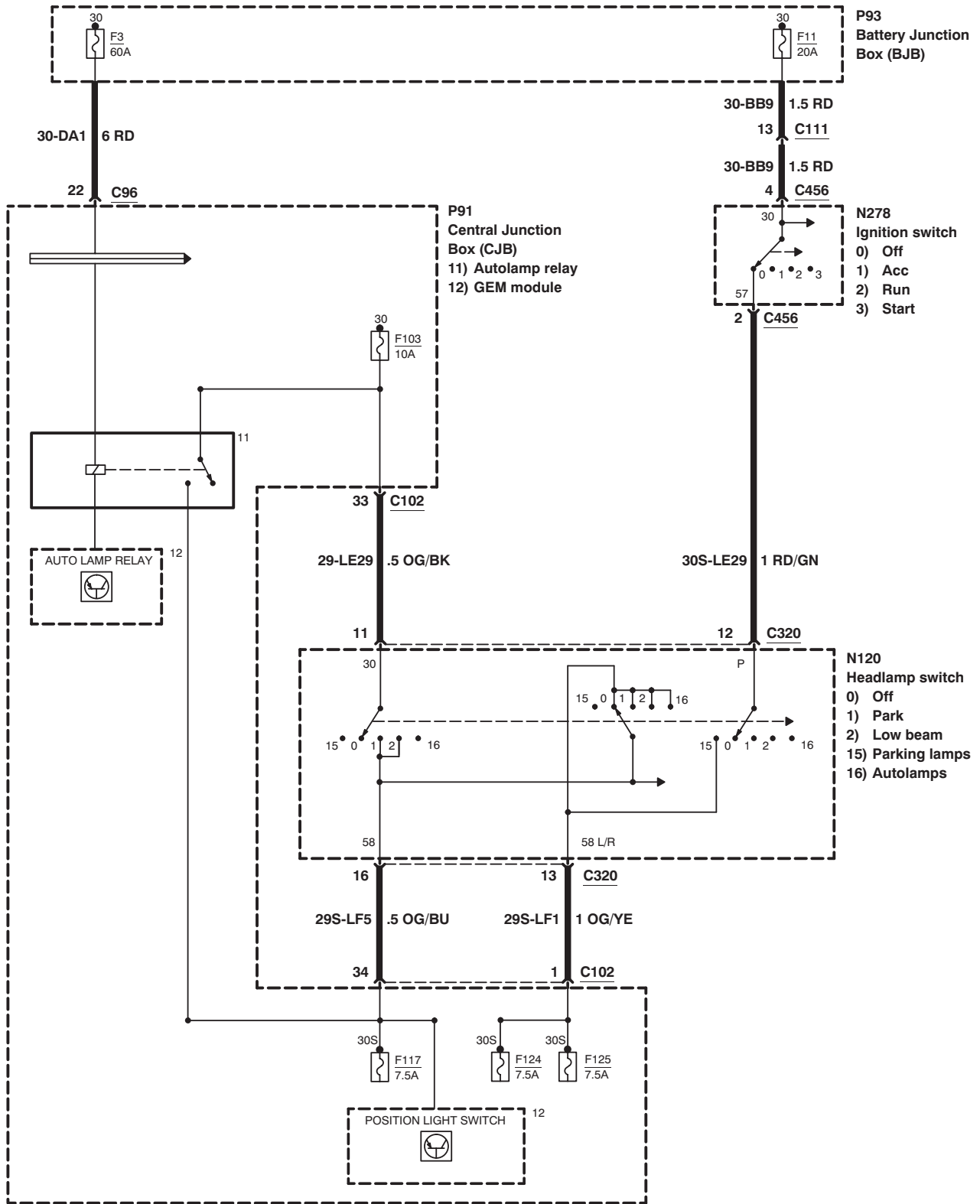
Power Distribution – with daytime running lamps



Power Distribution – with daytime running lamps



Power Distribution – with autolamps



Fuse Details

PAGE 1 OF 3

Fuse Details – F1	700-03-00-1
Fuse Details – F2	700-03-00-2
Fuse Details – F3	700-03-00-3
Fuse Details – F4	700-03-00-4
Fuse Details – F5, F6, F7, F8	700-03-00-5
Fuse Details – F9	700-03-00-6
Fuse Details – F10	700-03-00-7
Fuse Details – F11	700-03-00-8
Fuse Details – F12	700-03-00-9
Fuse Details – F13, F14, F15, F16, F17, F18	700-03-00-10
Fuse Details – F19	700-03-00-11
Fuse Details – F20, F21, F22	700-03-00-12
Fuse Details – F23, F24	700-03-00-13
Fuse Details – F25	700-03-00-14
Fuse Details – F26, F27, F28	700-03-00-15
Fuse Details – F29, F30	700-03-00-16
Fuse Details – F31, F32	700-03-00-17
Fuse Details – F33, 1.4/1.6L Duratec–16V (Sigma)	700-03-00-18
Fuse Details – F33, 1.6L Duratec–16V Ti–VCT (Sigma)	700-03-00-19
Fuse Details – F33, 1.8/2.0L Duratec–HE (MI4)	700-03-00-20
Fuse Details – F33, 1.6L Duratorq–TDCi (DV) Diesel	700-03-00-21
Fuse Details – F33, 2.0L Duratorq–TDCi (DW) Diesel	700-03-00-22
Fuse Details – F33, 2.5L Duratec–ST (V15)	700-03-00-23
Fuse Details – F34, 1.4/1.5L Duratec–16V (Sigma)	700-03-00-24
Fuse Details – F34, 1.6L Duratec–16V Ti–VCT (Sigma)	700-03-00-25
Fuse Details – F34, 1.8/2.0L Duratec–HE (MI4)	700-03-00-26
Fuse Details – F34, 2.5L Duratec (V15)	700-03-00-27
Fuse Details – F34, 1.6L Duratorq–TDCi (DV) Diesel	700-03-00-28
Fuse Details – F34, 1.8L Duratorq–TDCi (Kent) Diesel	700-03-00-29
Fuse Details – F34, 2.0L Duratorq–TDCi (DW) Diesel	700-03-00-30
Fuse Details – F35, 1.4/1.6L Duratec–16V (Sigma), before 08/2009	700-03-00-31
Fuse Details – F35, 1.4/1.6L Duratec–16V (Sigma), as of 08/2009	700-03-00-32
Fuse Details – F35, 1.6L Ti–VCT (Sigma), before 08/2009	700-03-00-33
Fuse Details – F35, 1.6L Ti–VCT (Sigma), as of 08/2009	700-03-00-34
Fuse Details – F35, 1.8/2.0L Duratec –HE (M14)	700-03-00-35
Fuse Details – F35, 1.6L Duratorq –TDCi (DV) Diesel	700-03-00-36
Fuse Details – F35, 1.8L Duratorq –TDCi (Kent) Diesel	700-03-00-37

Fuse Details

PAGE 2 OF 3

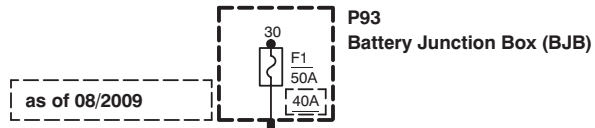
Fuse Details – F35, 2.0L Duratorq–TDCi (DW) Diesel -----	700-03-00-38
Fuse Details – F35, 2.5L Duratec (VI5) -----	700-03-00-39
Fuse Details – F36, 1.4/1.6L Duratec–16V (Sigma) -----	700-03-00-40
Fuse Details – F36, 1.6L Duratec–16V Ti-VCT (Sigma) -----	700-03-00-41
Fuse Details – F36, 1.8/2.0L Duratec–HE (MI4) -----	700-03-00-42
Fuse Details – F36, 1.6L Duratorq–TDCi (DV) Diesel -----	700-03-00-43
Fuse Details – F36, 1.8L Duratorq–TDCi (Kent) Diesel -----	700-03-00-44
Fuse Details – F36, 2.0L Duratorq–TDCi (DW) Diesel -----	700-03-00-45
Fuse Details – F36, 2.5L Duratec (VI5) -----	700-03-00-46
Fuse Details – F100 -----	700-03-00-47
Fuse Details – F101 -----	700-03-00-50
Fuse Details – F102 -----	700-03-00-51
Fuse Details – F103, F104, F105, F106 -----	700-03-00-52
Fuse Details – F107 -----	700-03-00-53
Fuse Details – F108 -----	700-03-00-54
Fuse Details – F109, F110, F111 -----	700-03-00-55
Fuse Details – F112, F113 -----	700-03-00-56
Fuse Details – F114, F115 -----	700-03-00-57
Fuse Details – F116, F117 -----	700-03-00-58
Fuse Details – F118, F119, F120 -----	700-03-00-59
Fuse Details – F121, F122 -----	700-03-00-60
Fuse Details – F123 -----	700-03-00-61
Fuse Details – F124, 3-door model/5-door model -----	700-03-00-62
Fuse Details – F124, 4-door model -----	700-03-00-63
Fuse Details – F124, wagon -----	700-03-00-64
Fuse Details – F124, convertible -----	700-03-00-65
Fuse Details – F125, 3-door model/5-door model -----	700-03-00-66
Fuse Details – F125, 4-door model -----	700-03-00-67
Fuse Details – F125, wagon -----	700-03-00-68
Fuse Details – F125, convertible -----	700-03-00-69
Fuse Details – F126, F127, F129 -----	700-03-00-70
Fuse Details – F131, F132 -----	700-03-00-71
Fuse Details – F133, F134 -----	700-03-00-72
Fuse Details – F135, F136 -----	700-03-00-73
Fuse Details – F137 -----	700-03-00-74
Fuse Details – F138, 1.4/1.6L Duratec-16V (Sigma) -----	700-03-00-75
Fuse Details – F138, 1.6L Duratec-16V Ti-VCT (Sigma) -----	700-03-00-76

 Fuse Details 

PAGE 3 OF 3

Fuse Details – F138, 1.8/2.0L Duratec–HE (M14) -----	700-03-00-77
Fuse Details – F138, 1.6L Duratorq–TDCi (DV) Diesel -----	700-03-00-78
Fuse Details – F138, 1.8L Duratorq–TDCi (Kent) Diesel -----	700-03-00-79
Fuse Details – F138, 2.0L Duratorq–TDCi (DW) Diesel -----	700-03-00-80
Fuse Details – F138, 2.5L Duratec (V15) -----	700-03-00-81
Fuse Details – F139, F140 -----	700-03-00-82
Fuse Details – F141 -----	700-03-00-83
Fuse Details – F142, F143 -----	700-03-00-84
Fuse Details – F245, F303 -----	700-03-00-85
Fuse Details – F301, F302 -----	700-03-00-86
Fuse Details – F1000 -----	700-03-00-87

Fuse Details – F1



1.4/1.6L Duratec-16V (Sigma)

1.6L Duratec-16V Ti-VCT (Sigma)

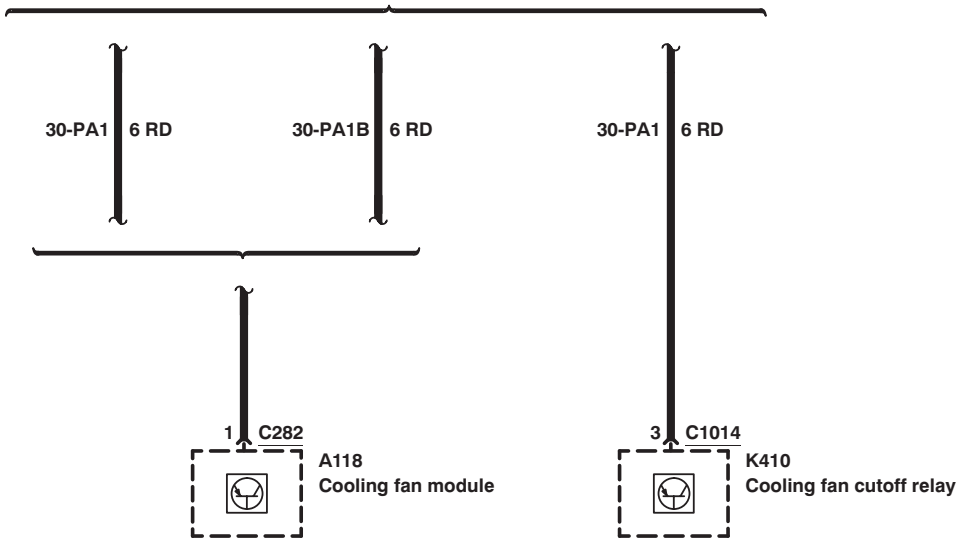
before 08/2009

all others

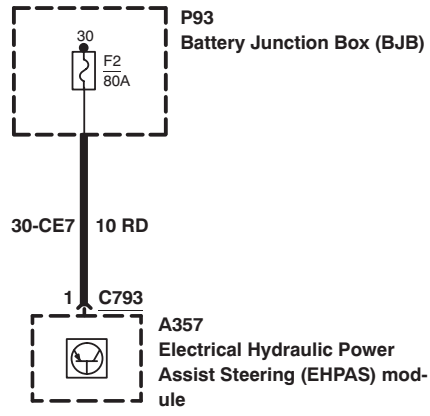
before 08/2009

all models

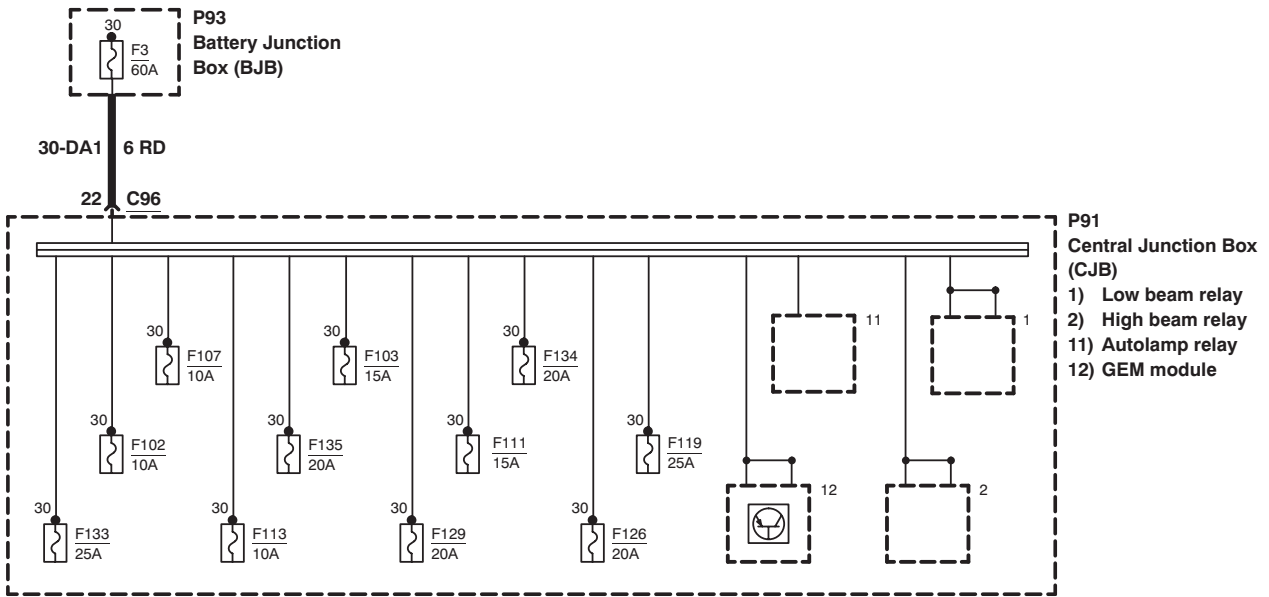
as of 08/2009



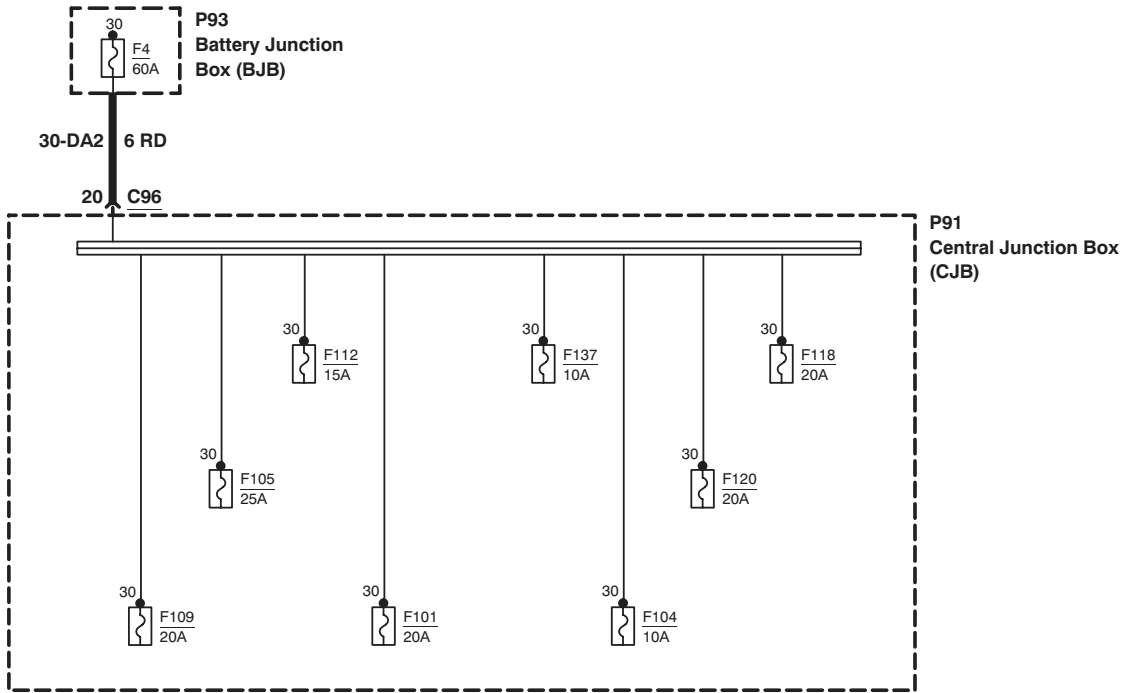
Fuse Details – F2



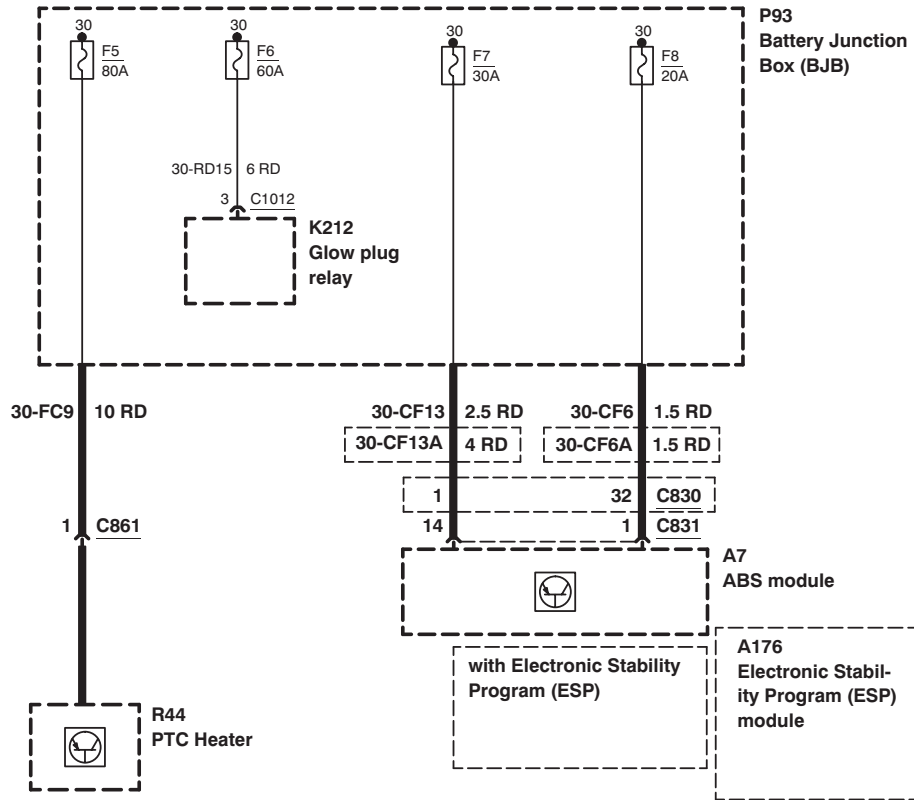
Fuse Details – F3



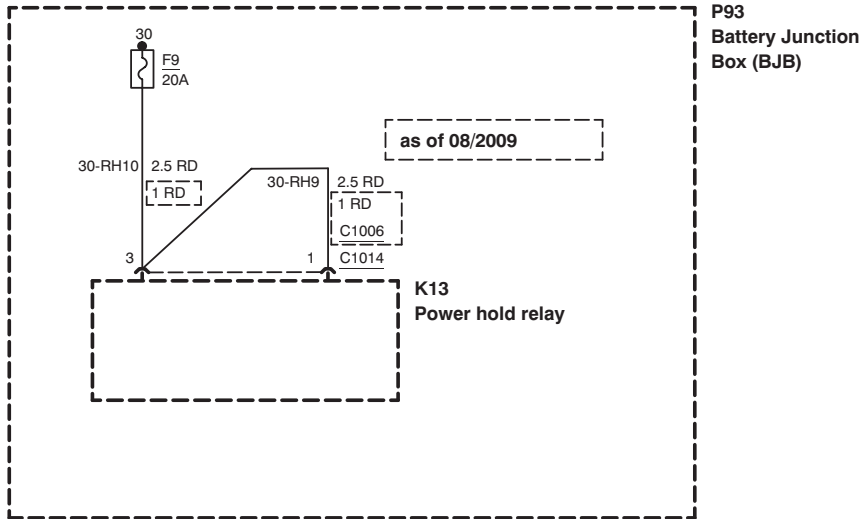
Fuse Details – F4



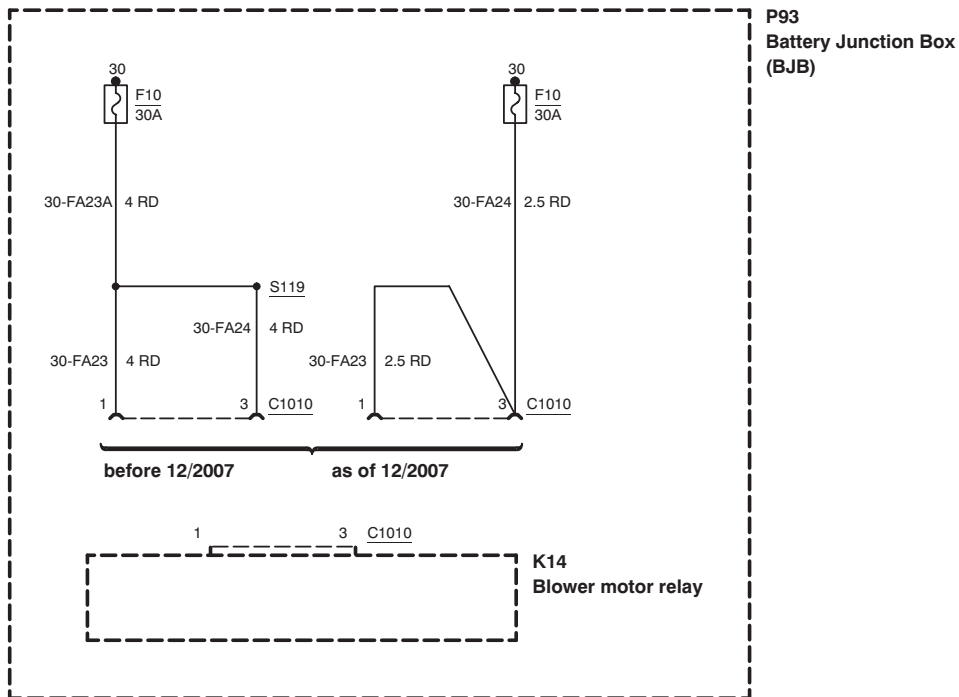
Fuse Details – F5, F6, F7, F8



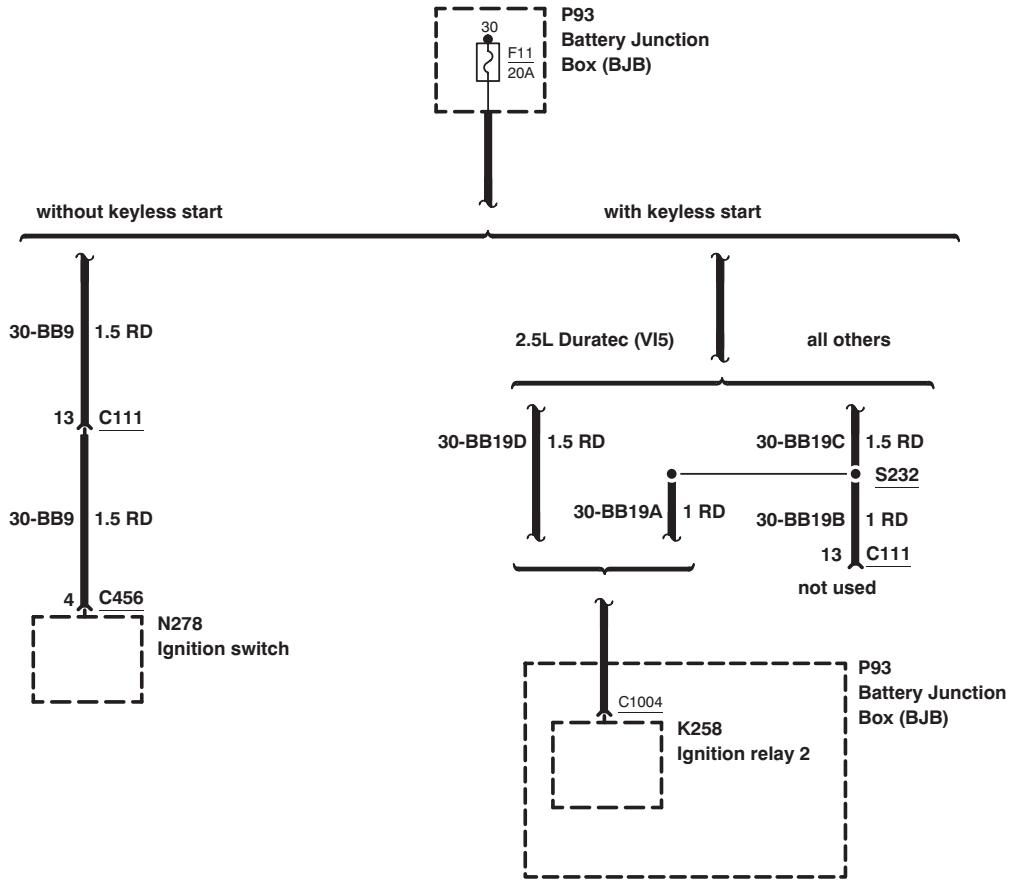
Fuse Details – F9



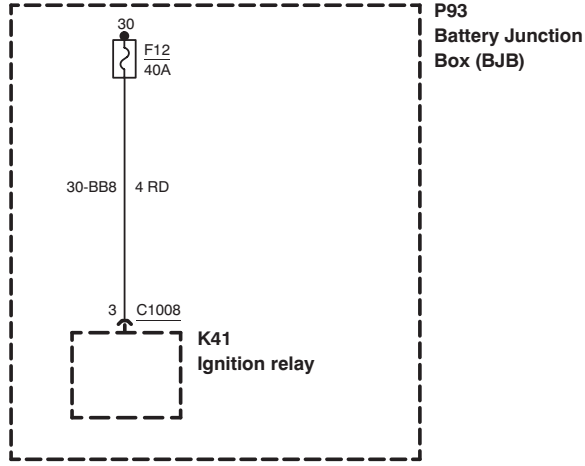
Fuse Details – F10



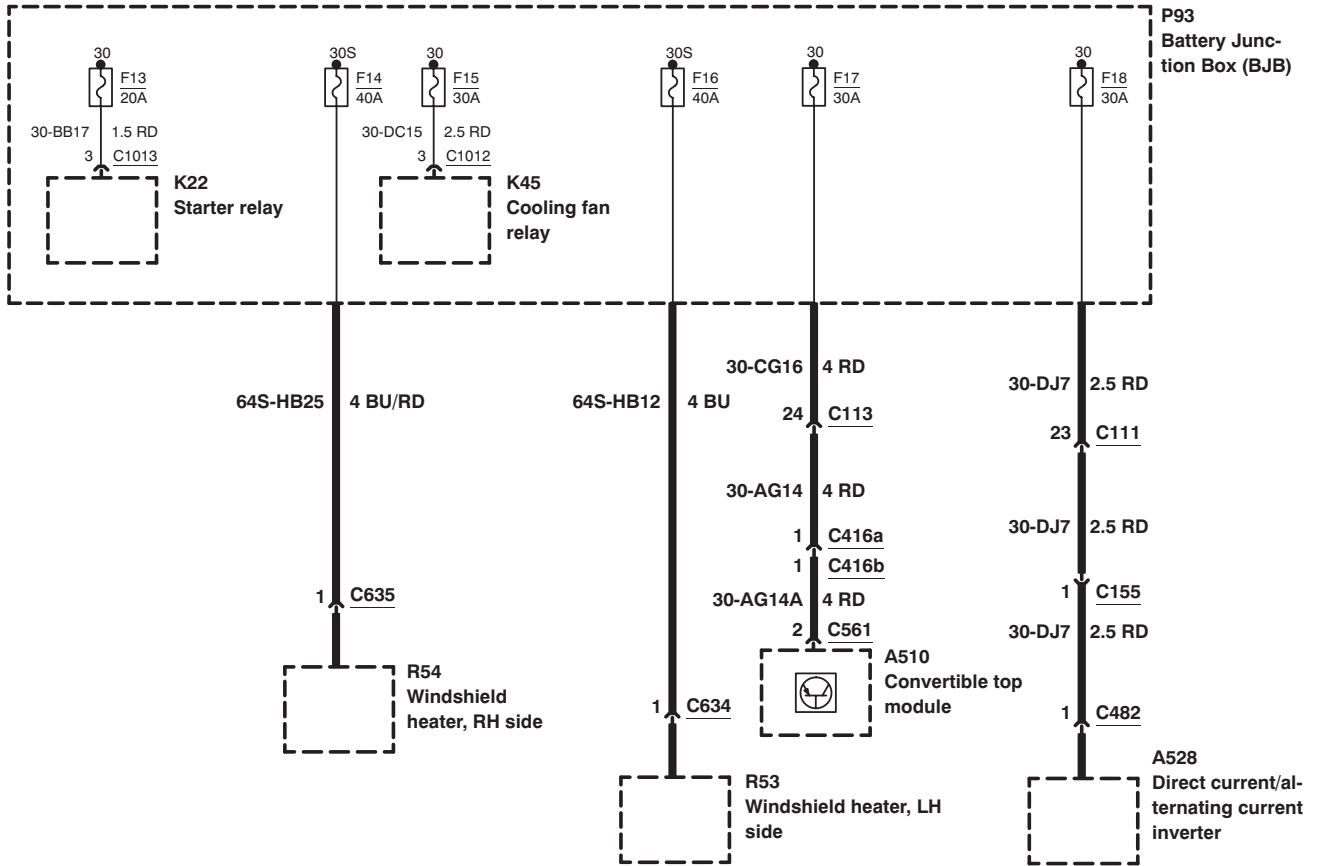
Fuse Details – F11



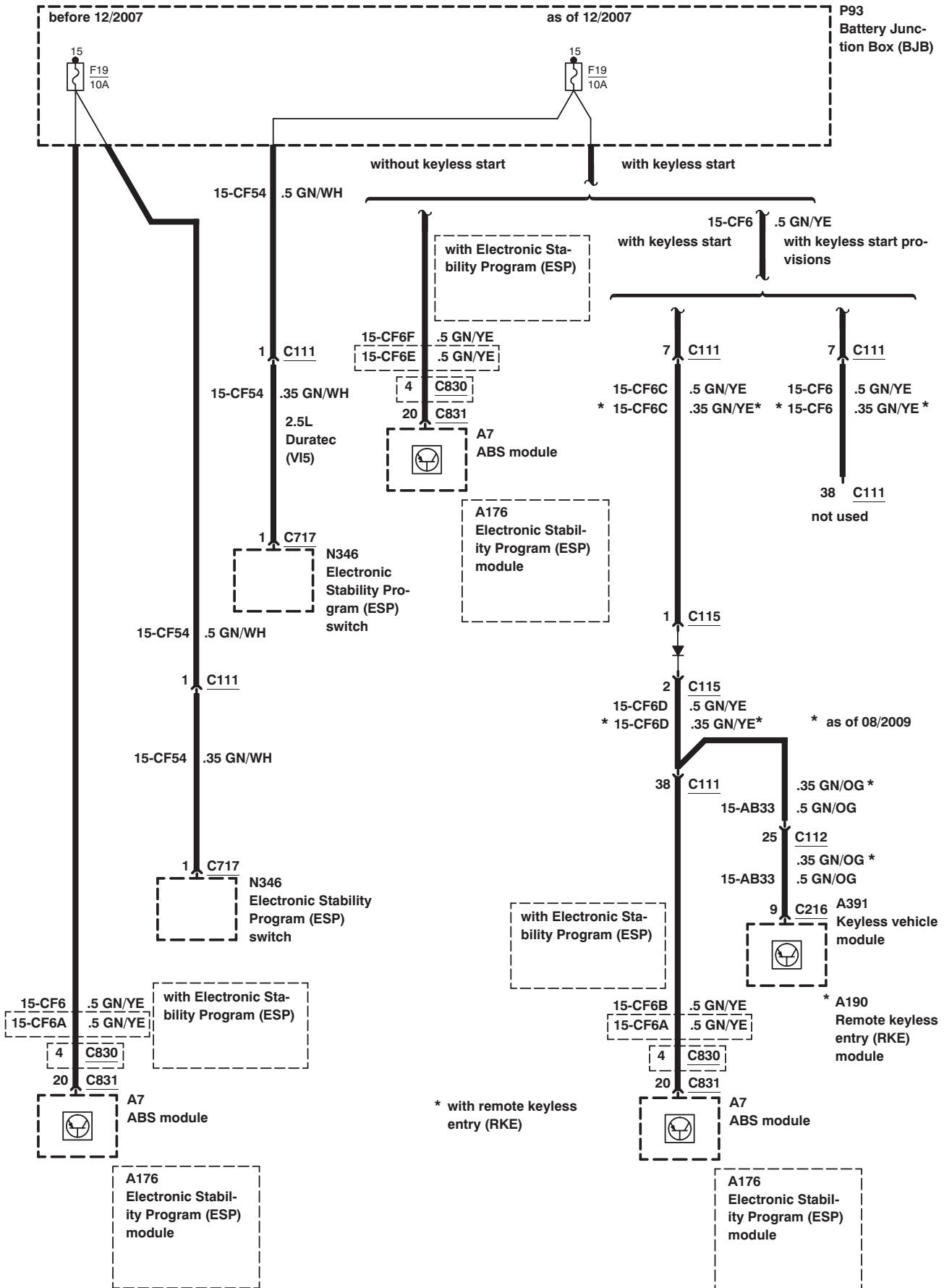
Fuse Details – F12



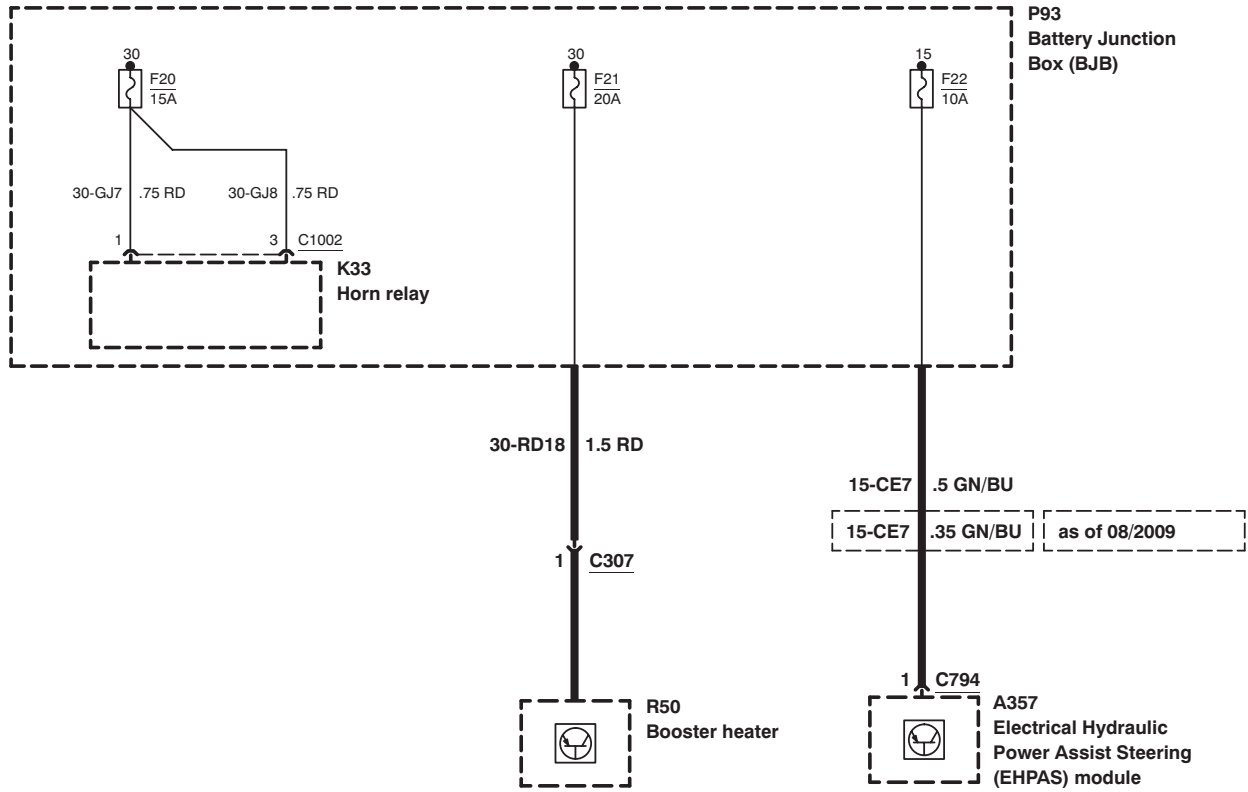
Fuse Details – F13, F14, F15, F16, F17, F18



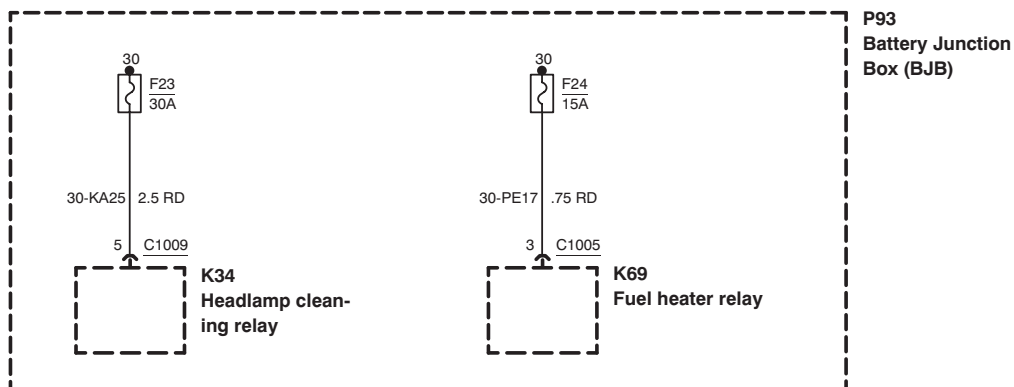
Fuse Details – F19



Fuse Details – F20, F21, F22

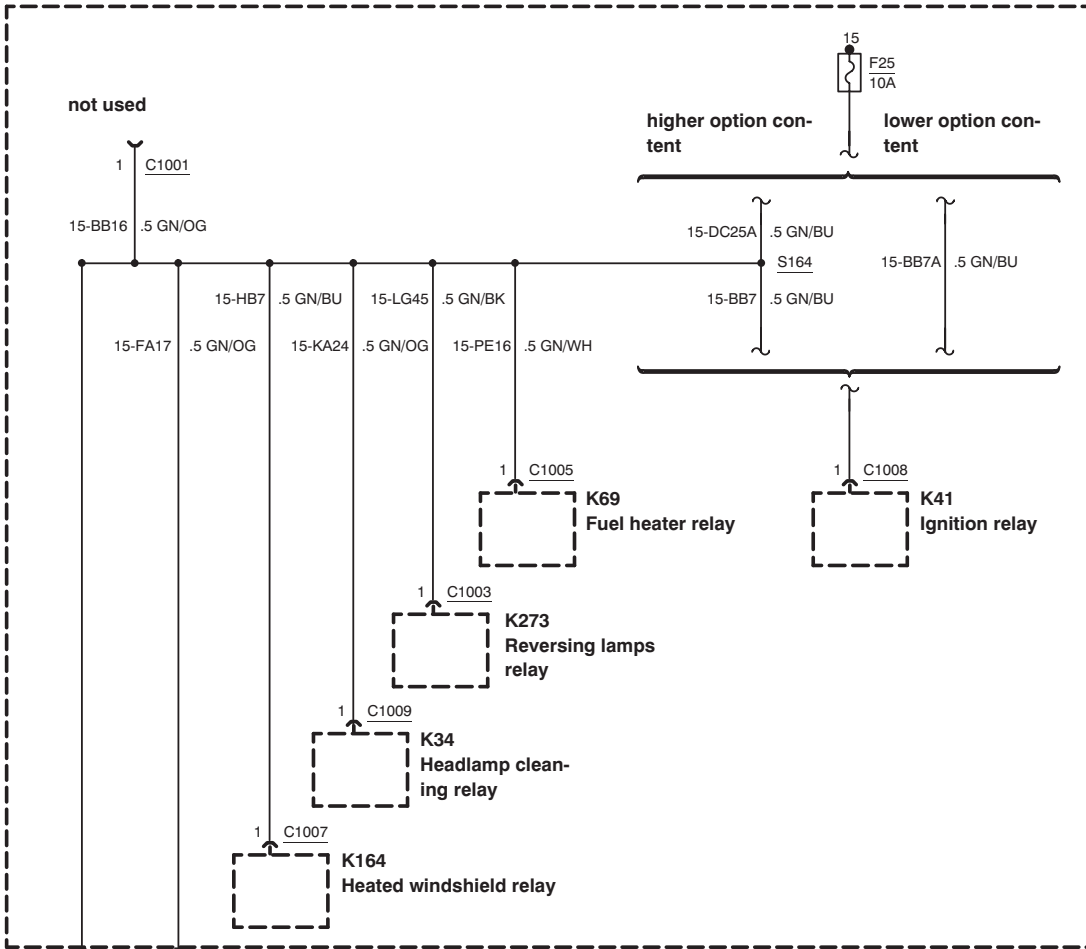


Fuse Details – F23, F24

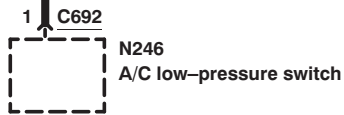


Fuse Details – F25

P93
Battery Junction
Box (BJB)



with adaptive front lighting, without Electronic Stability Program (ESP)



2.5L Duratec (VI5)

15-CE8 .5 GN/RD

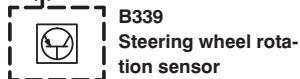
16 C111

7-CE8 .35 YE/BU

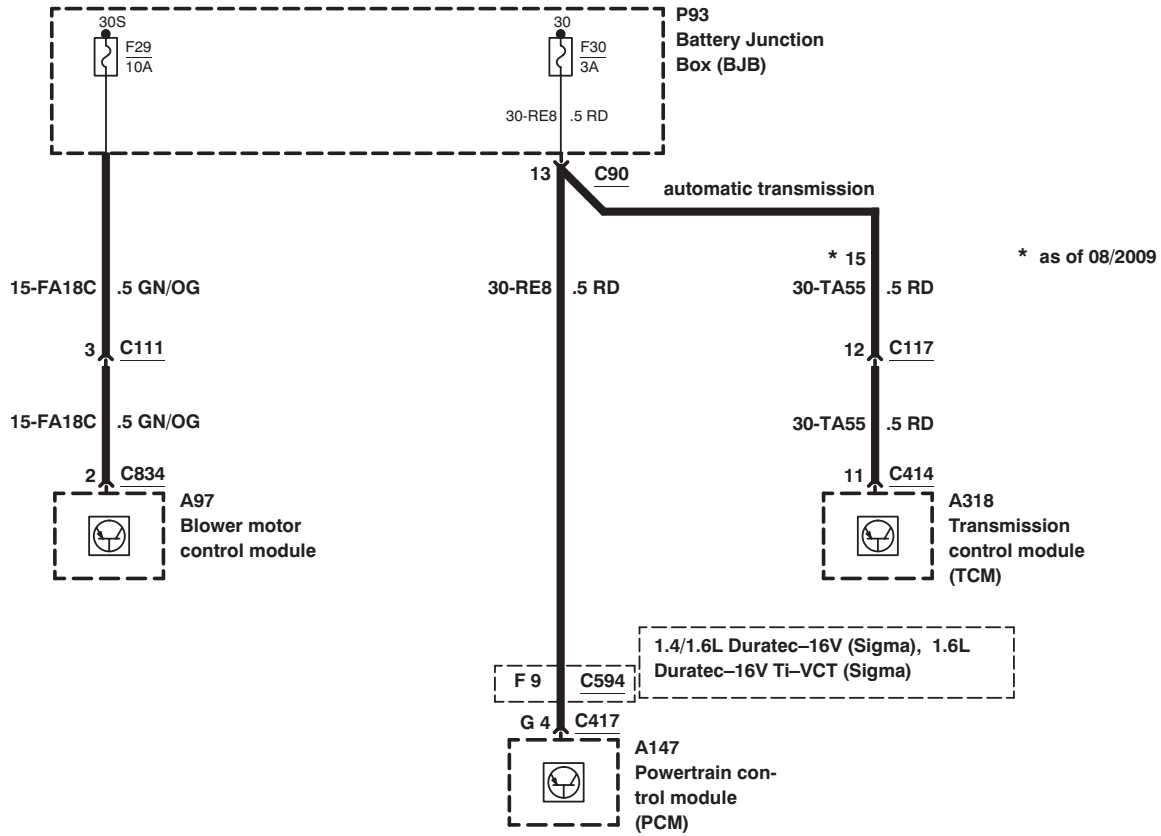
4 C784

7-CE8 .35 YE/BU

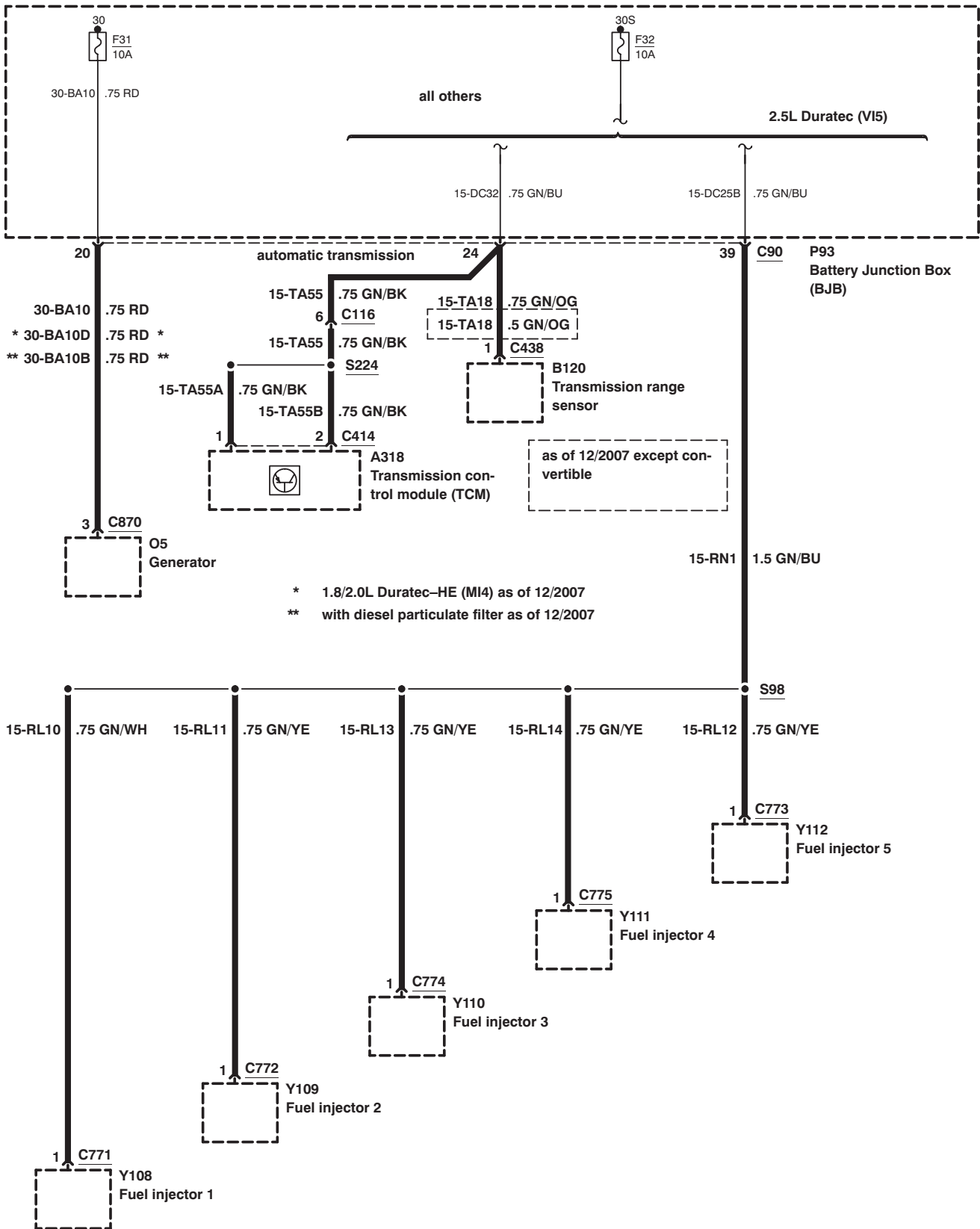
4 C801



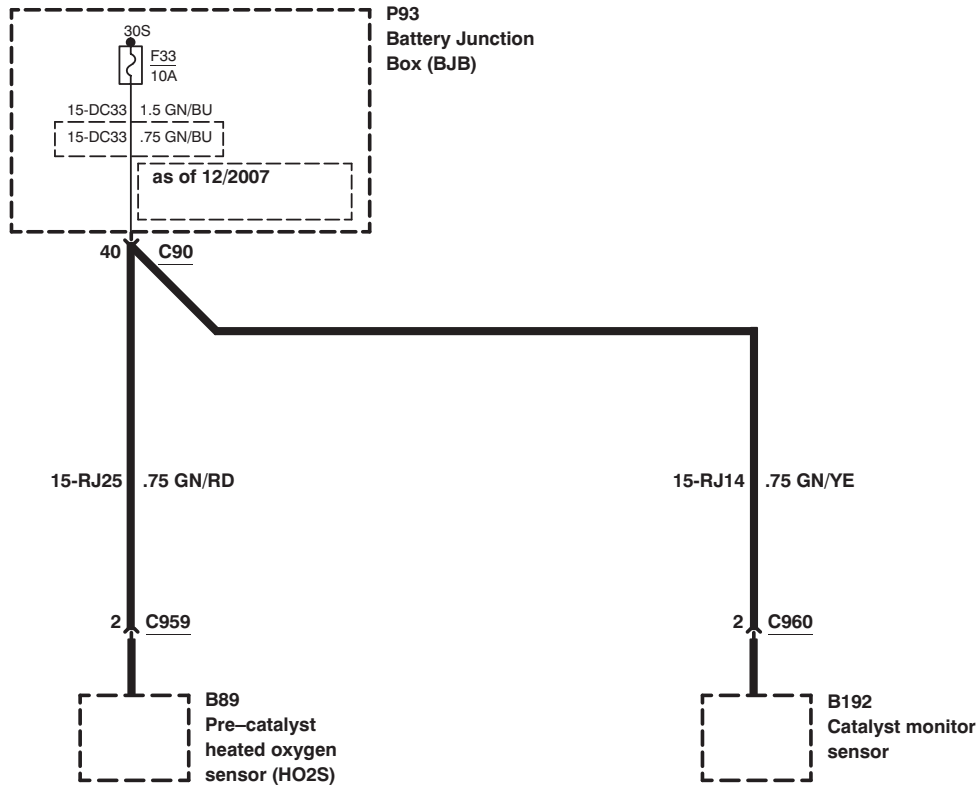
Fuse Details – F29, F30



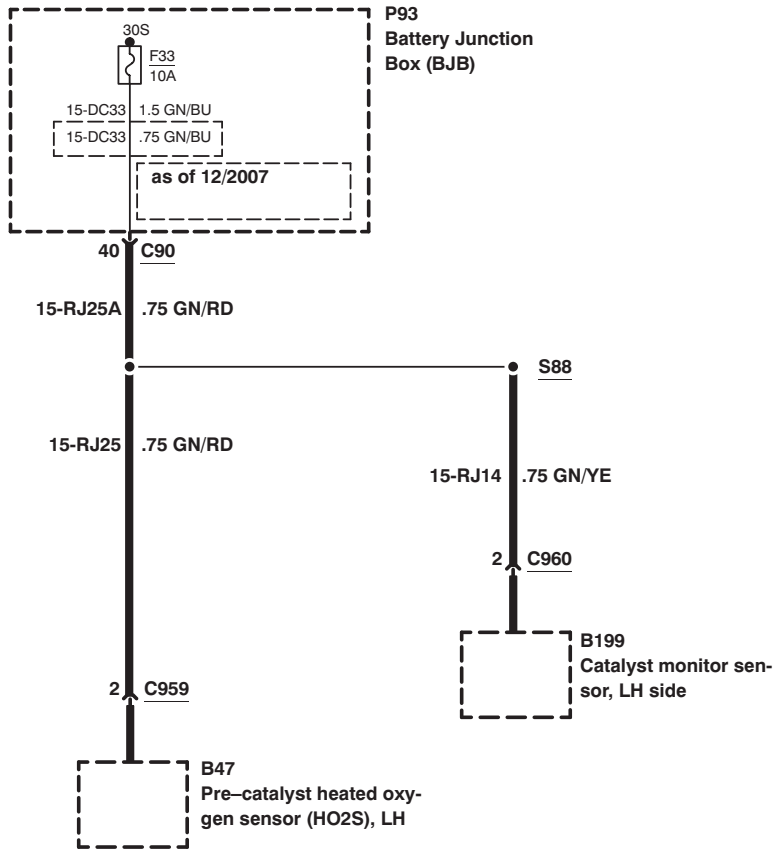
Fuse Details – F31, F32



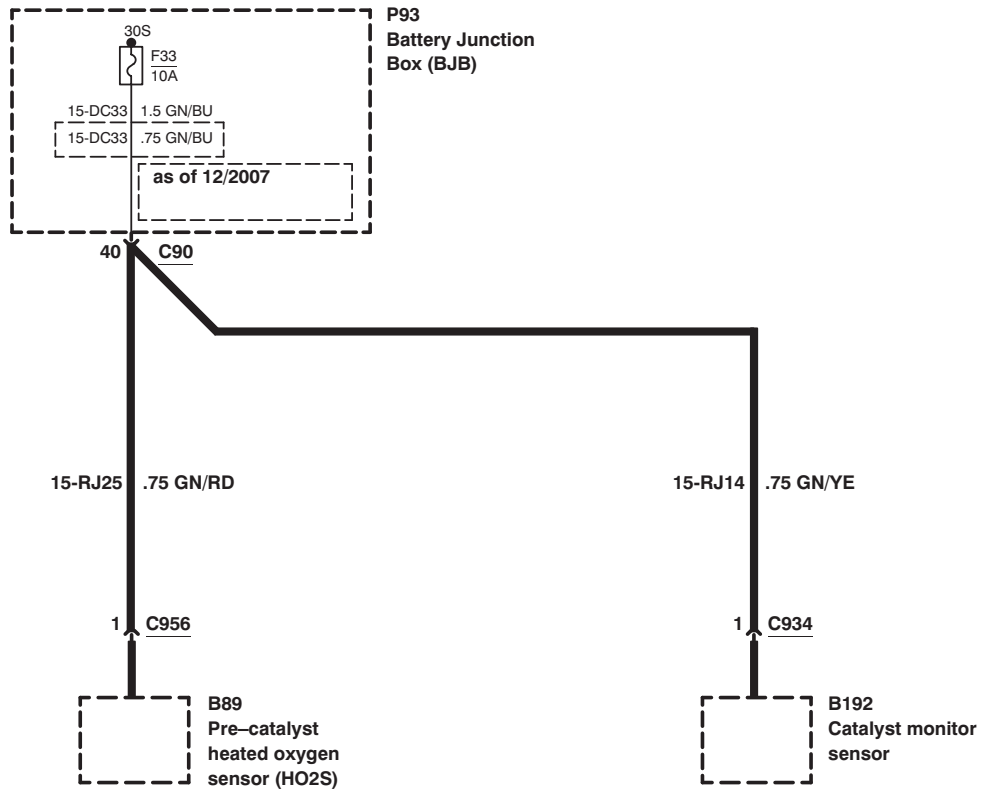
Fuse Details – F33, 1.4/1.6L Duratec–16V (Sigma)



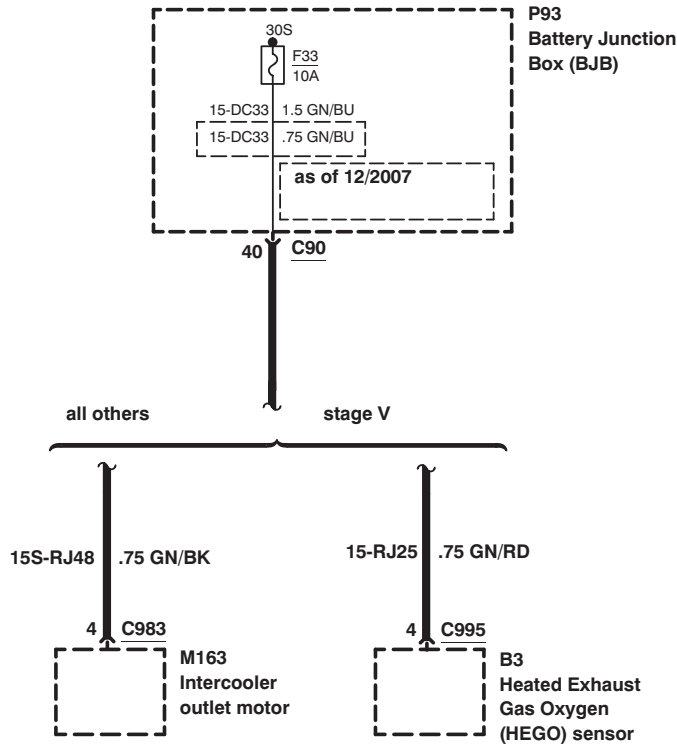
Fuse Details – F33, 1.6L Duratec–16V Ti–VCT (Sigma)



Fuse Details – F33, 1.8/2.0L Duratec–HE (MI4)

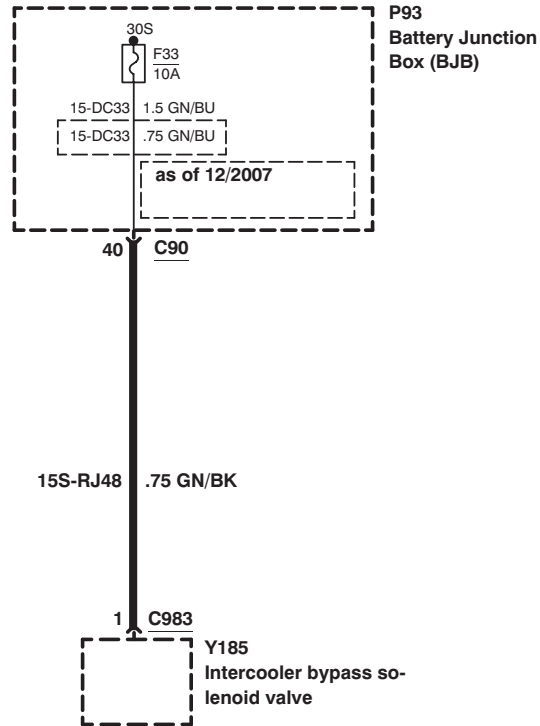


Fuse Details – F33, 1.6L Duratorq–TDCi (DV) Diesel

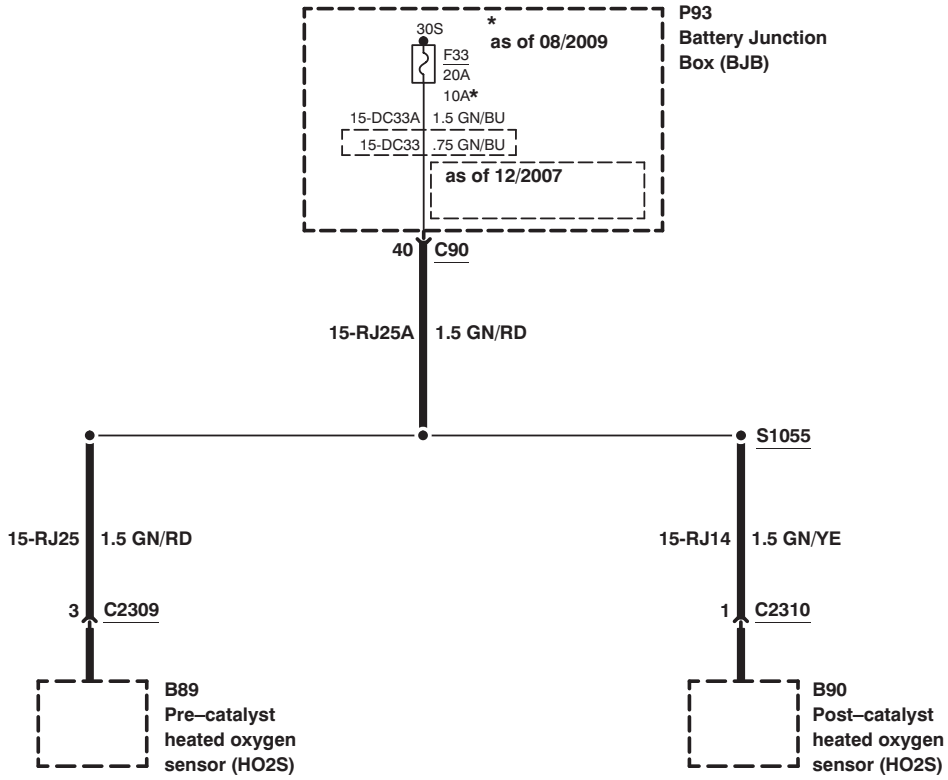


10/2007
700-03-00-22
2007.5
Focus

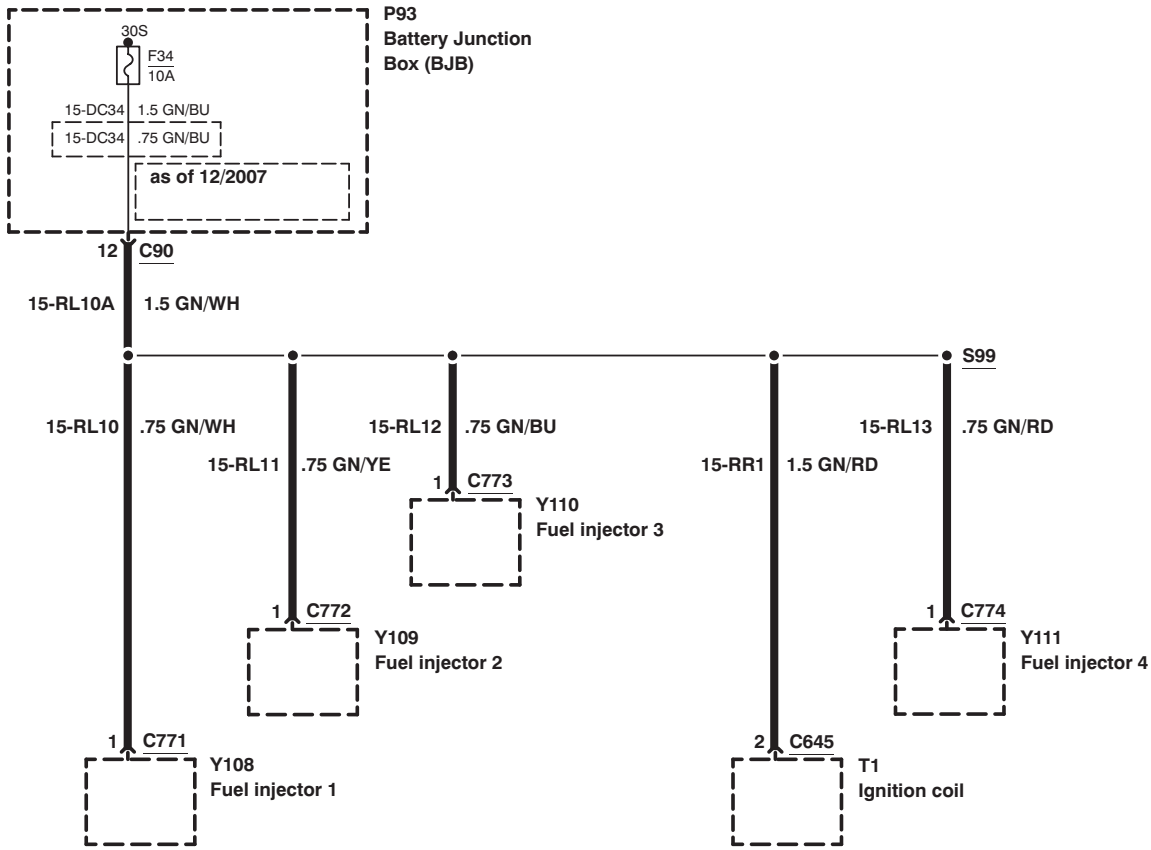
Fuse Details – F33, 2.0L Duratorq–TDCi (DW) Diesel



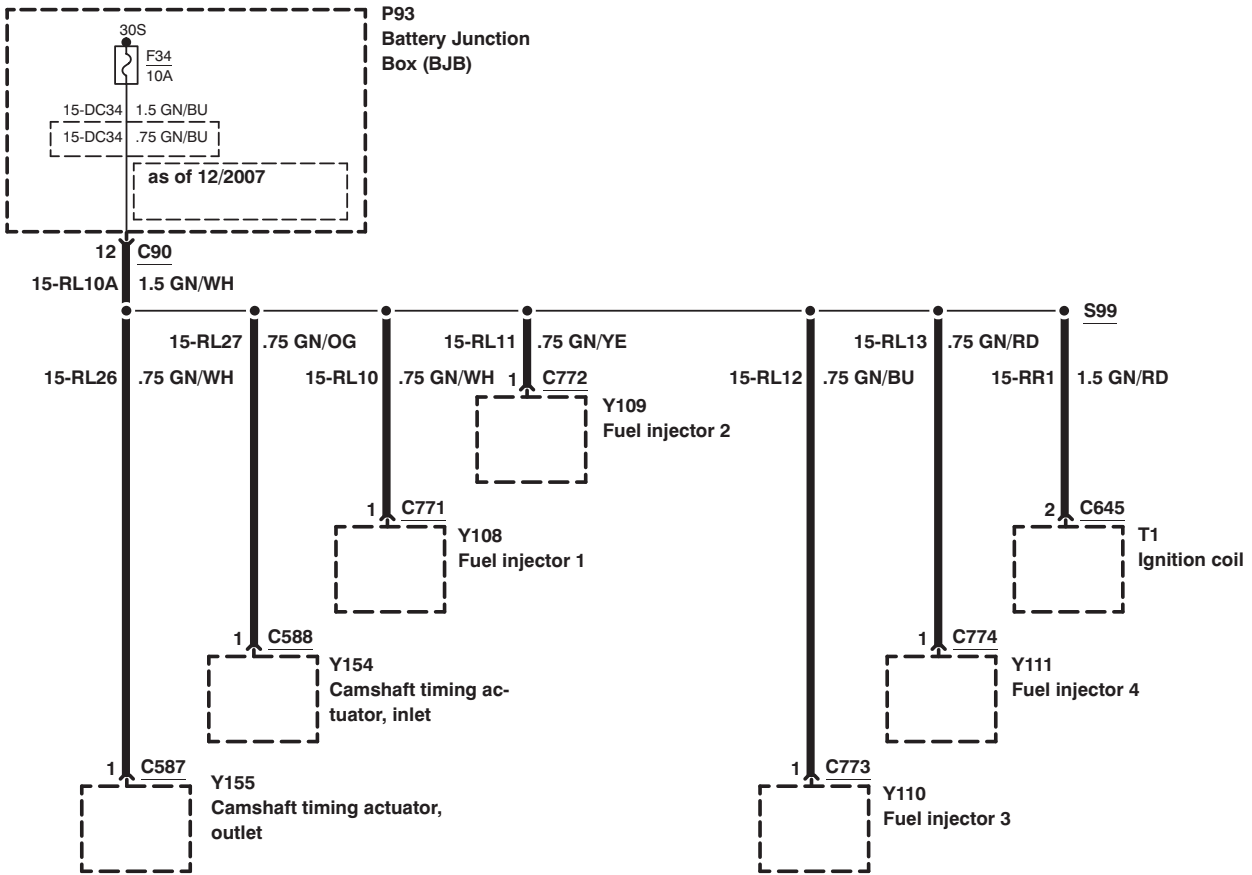
Fuse Details – F33, 2.5L Duratec (VI5)



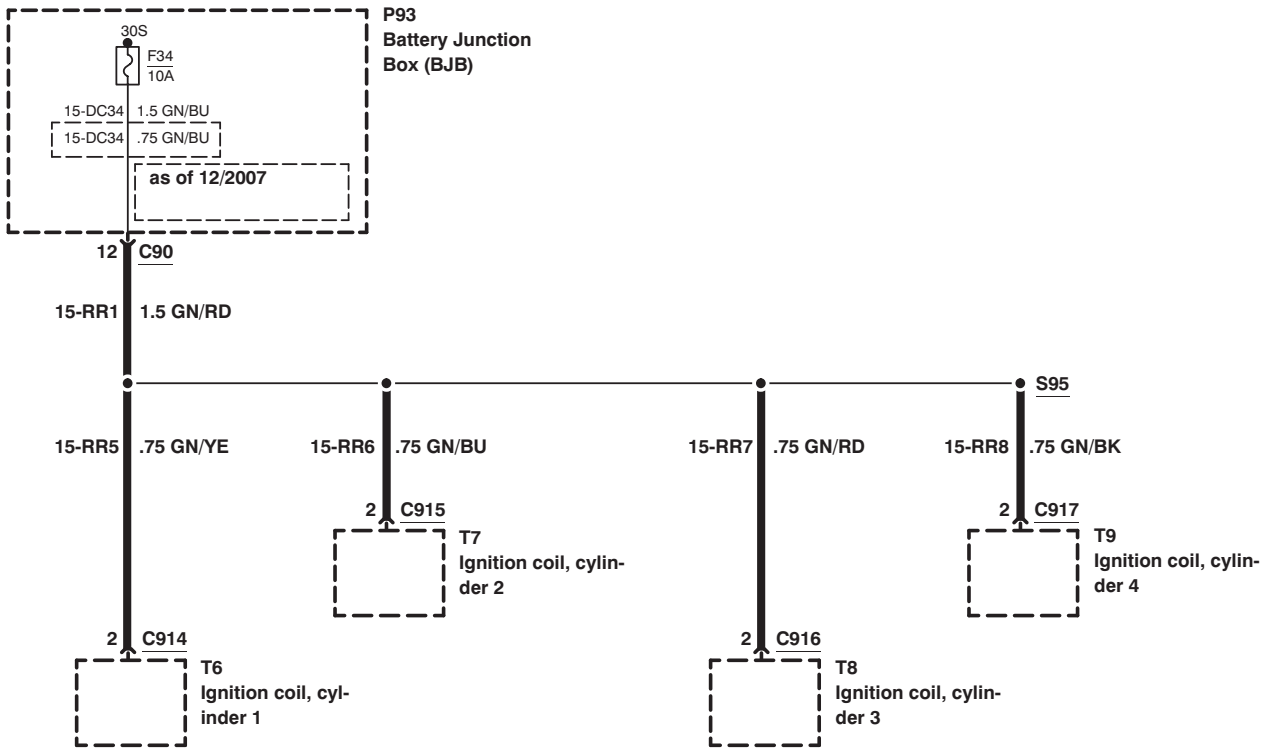
Fuse Details – F34, 1.4/1.6L Duratec–16V (Sigma)



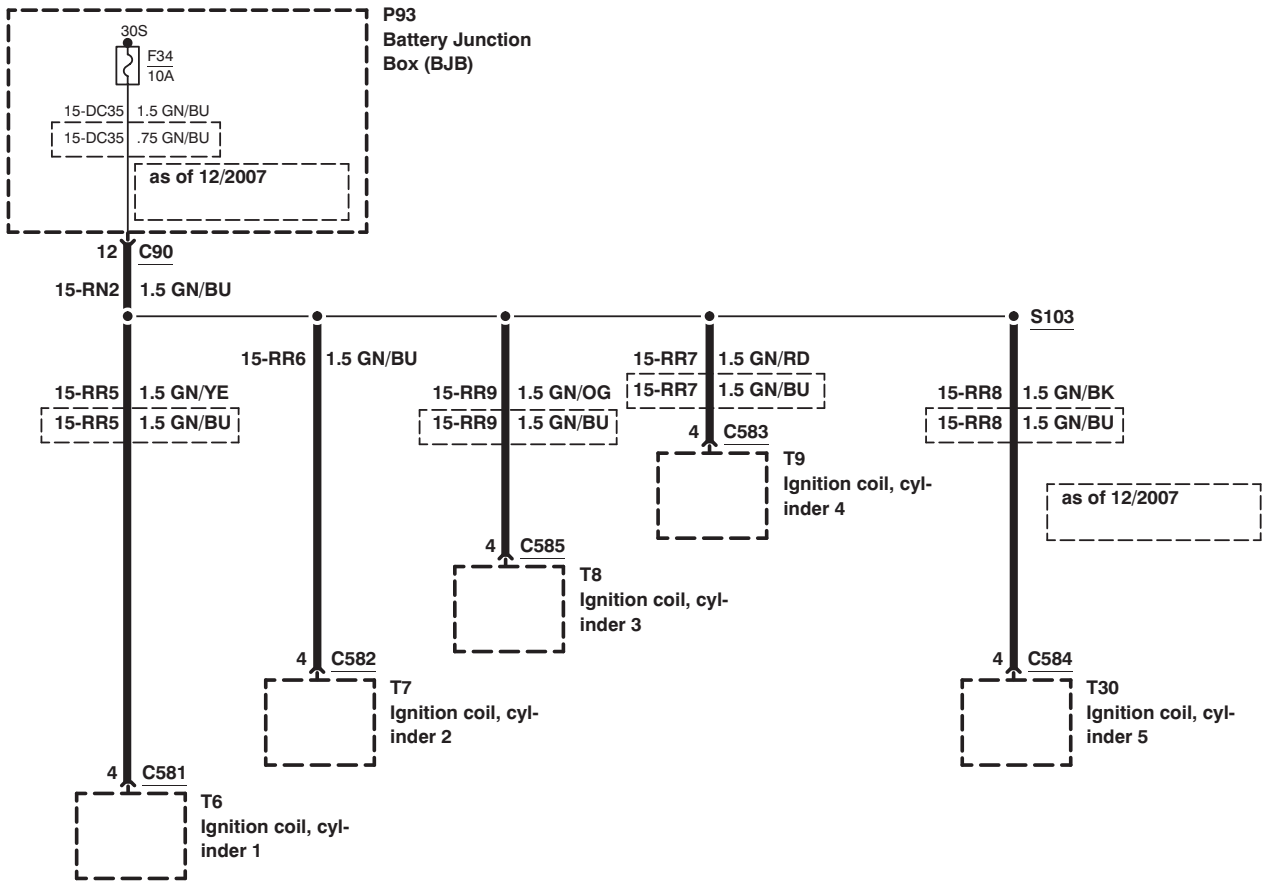
Fuse Details – F34, 1.6L Duratec–16V Ti–VCT (Sigma)



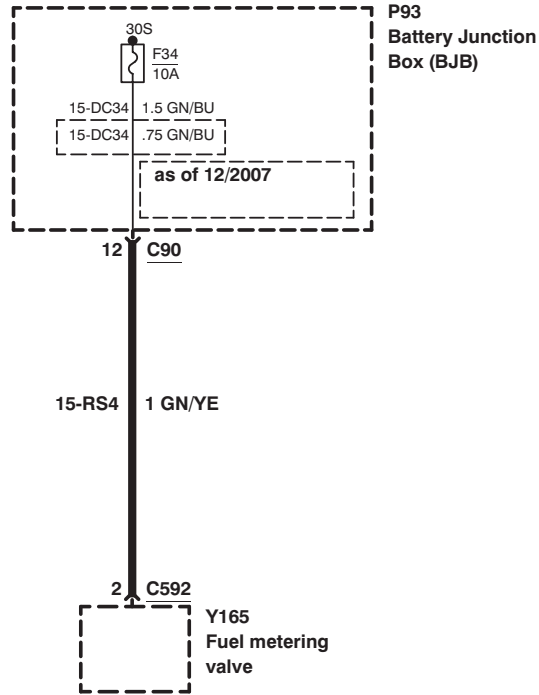
Fuse Details – F34, 1.8/2.0L Duratec–HE (MI4)



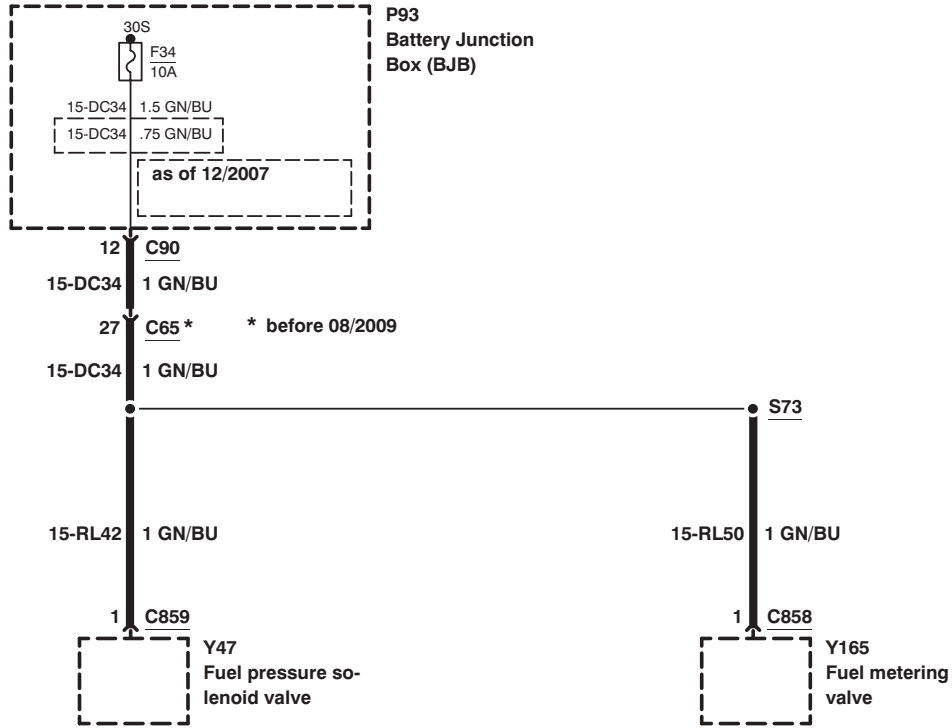
Fuse Details – F34, 2.5L Duratec (VI5)



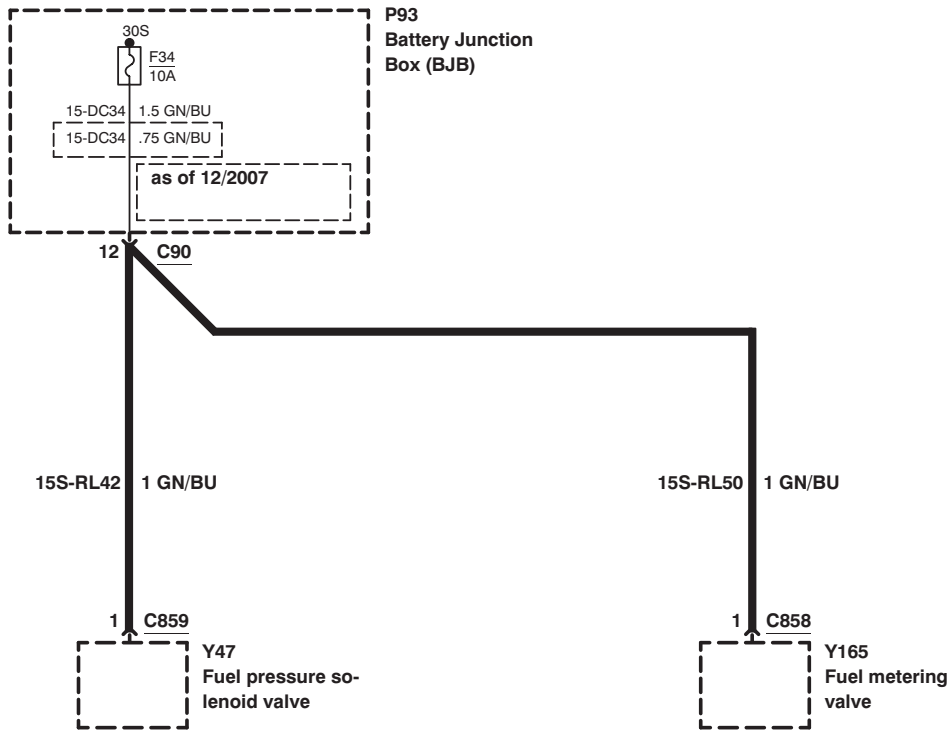
Fuse Details – F34, 1.6L Duratorq–TDCi (DV) Diesel



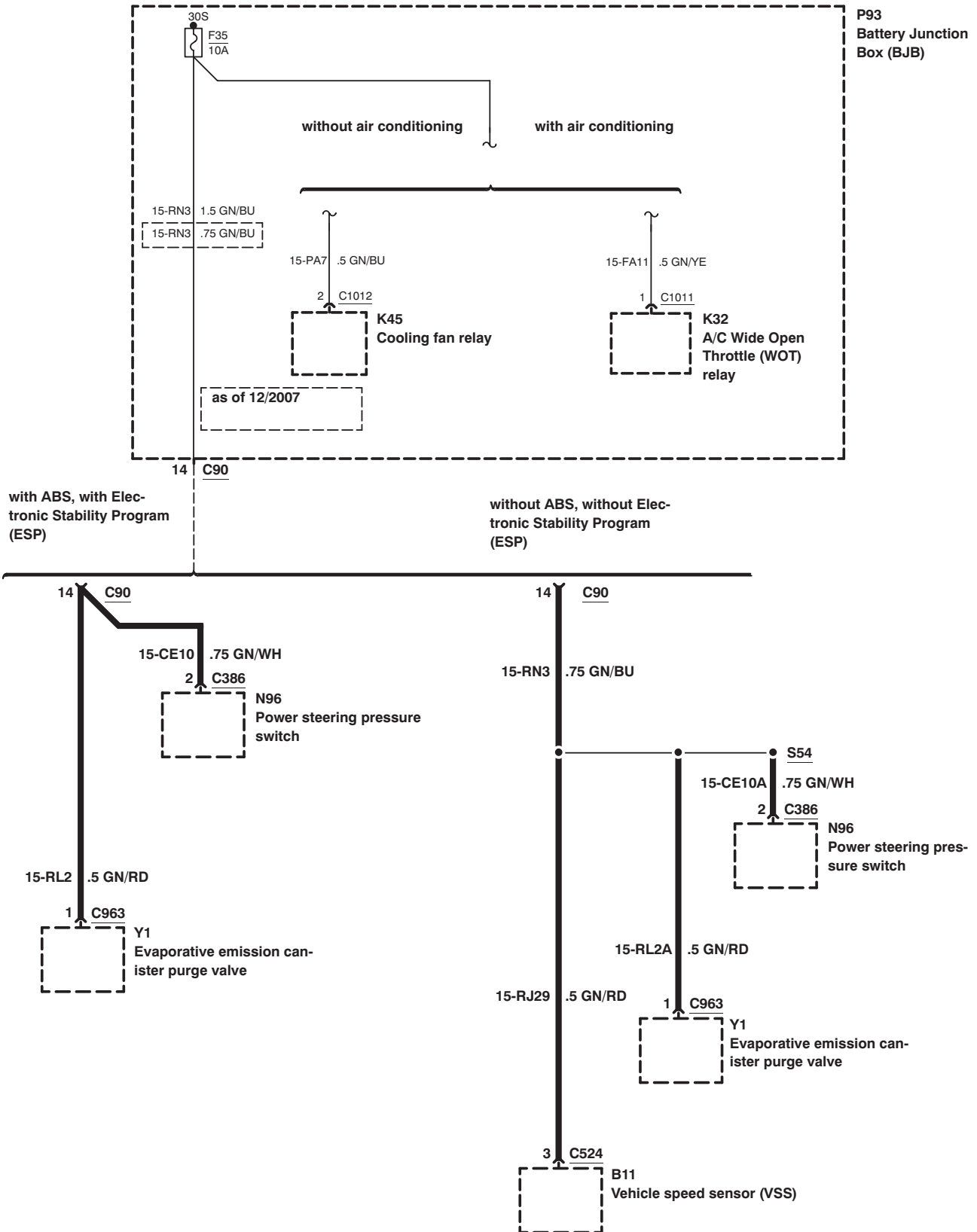
Fuse Details – F34, 1.8L Duratorq–TDCi (Kent) Diesel



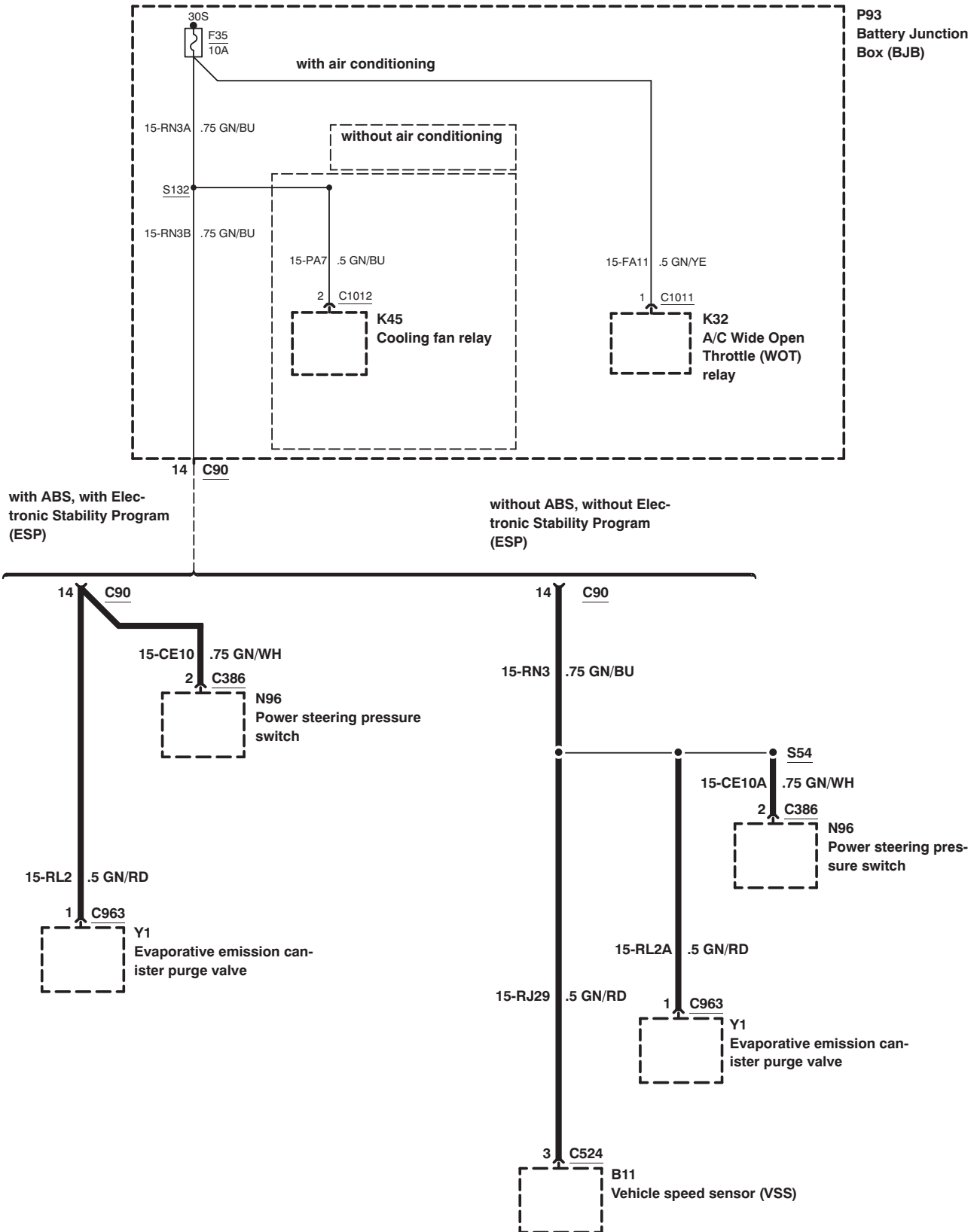
Fuse Details – F34, 2.0L Duratorq–TDCi (DW) Diesel



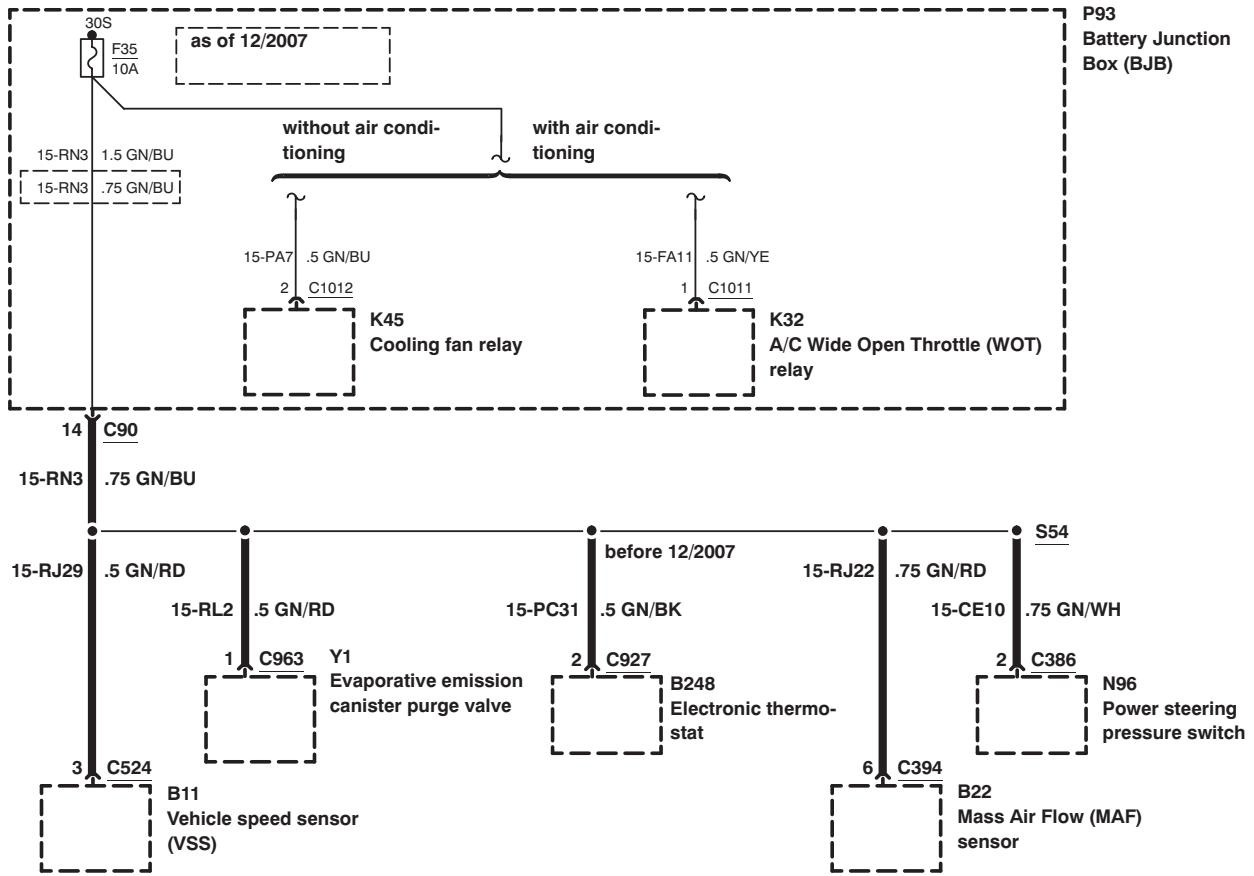
Fuse Details – F35, 1.4/1.6L Duratec–16V (Sigma), before 08/2009



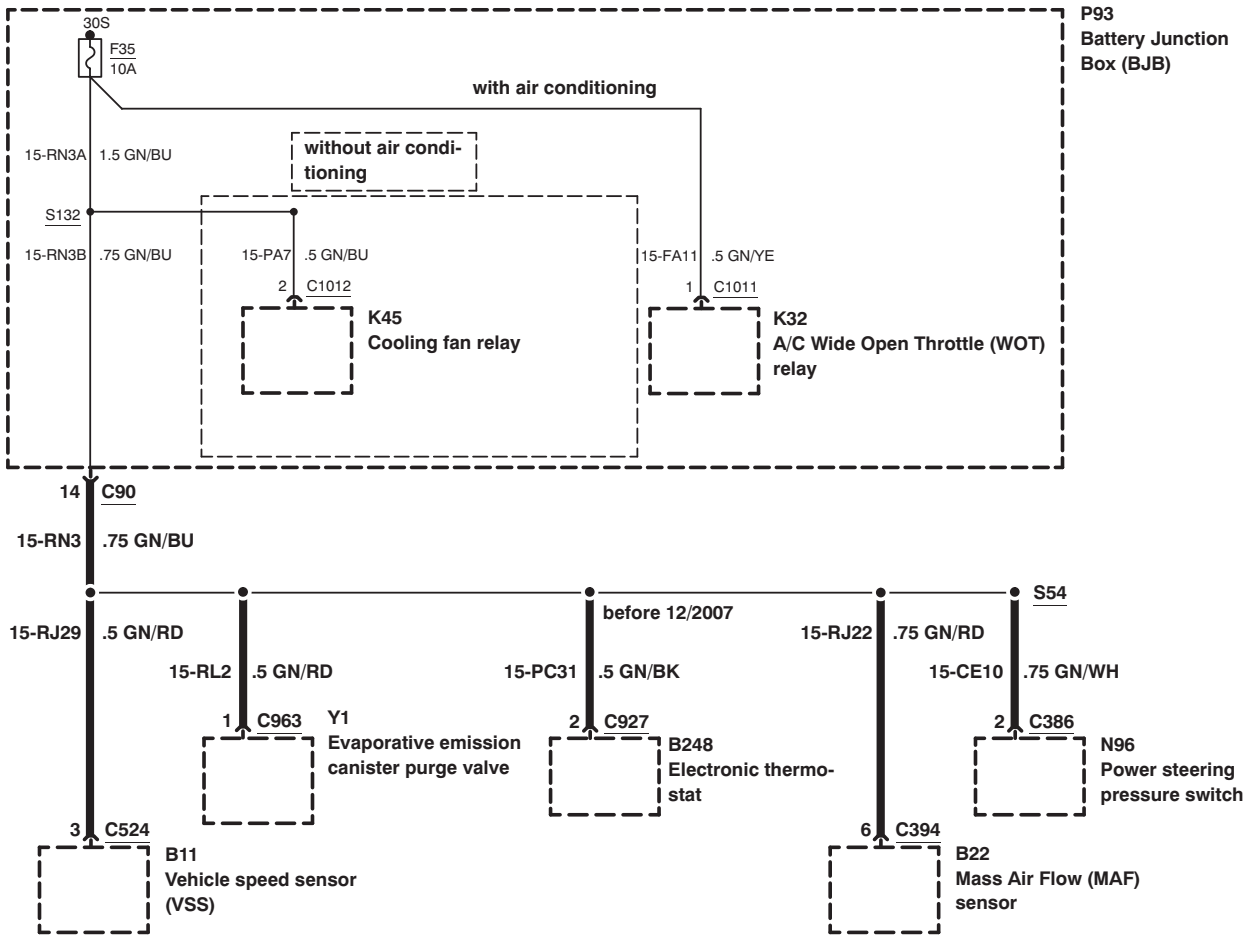
Fuse Details – F35, 1.4/1.6L Duratec–16V (Sigma), as of 08/2009



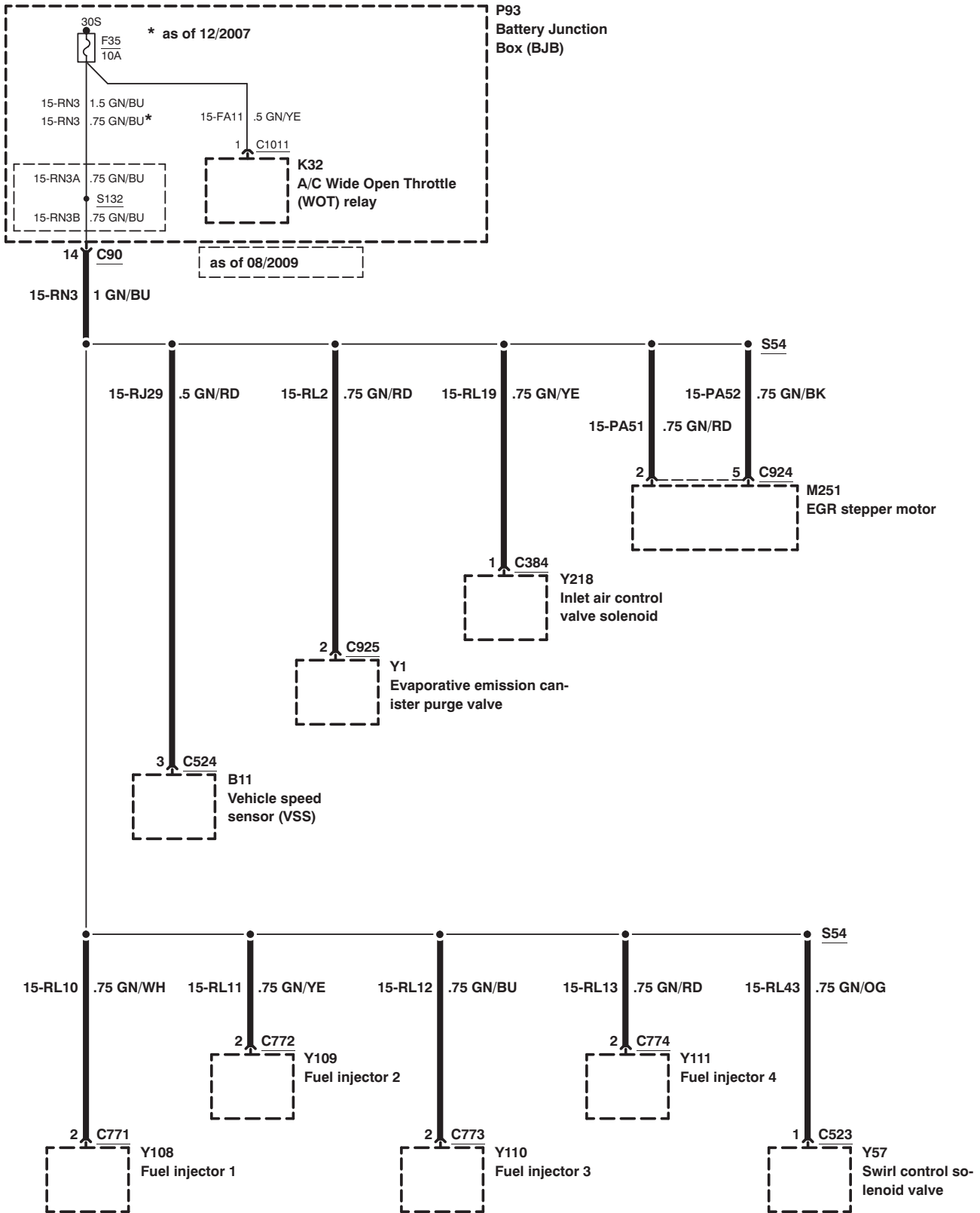
Fuse Details – F35, 1.6L Duratec–16V Ti–VCT (Sigma), before 08/2009



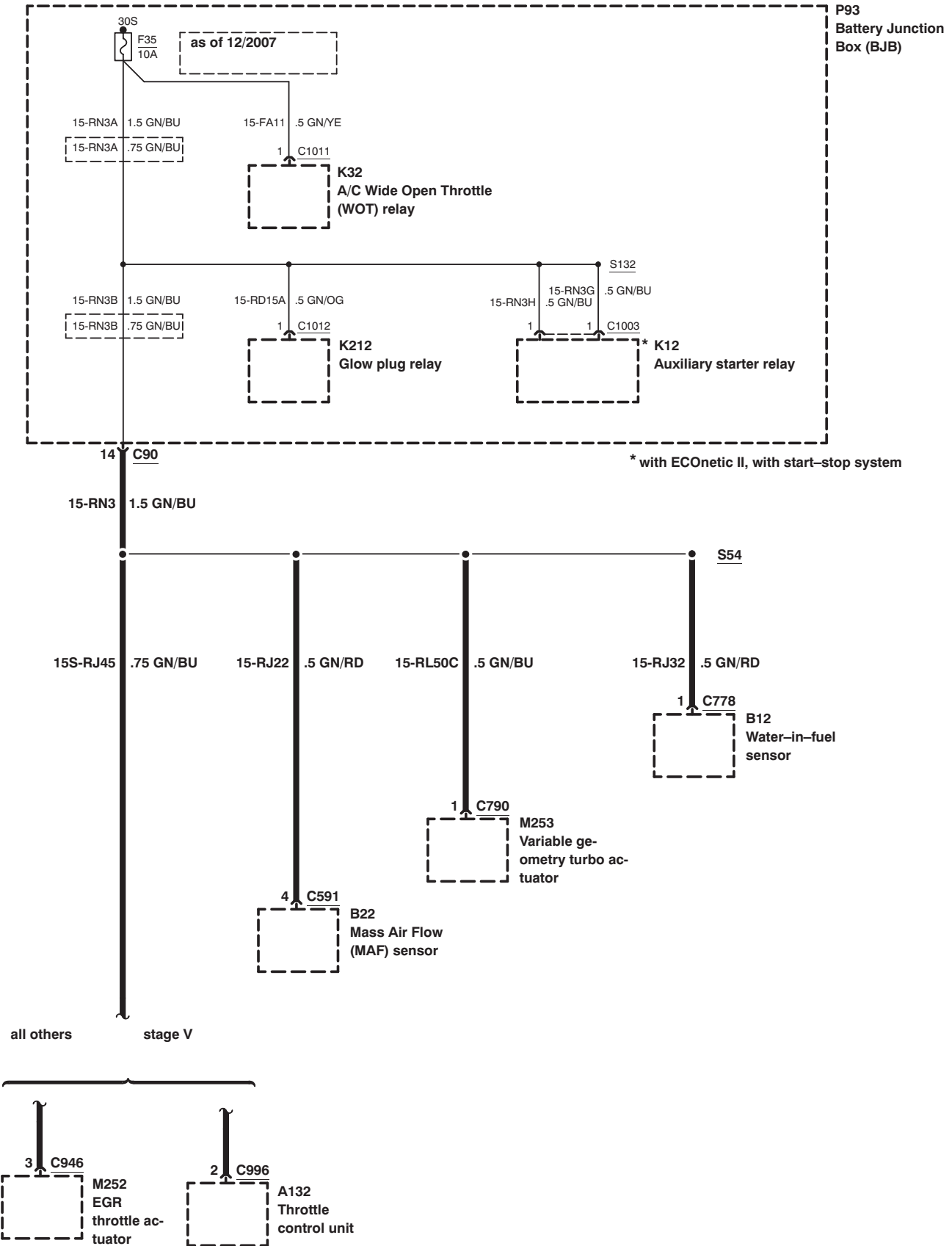
Fuse Details – F35, 1.6L Duratec–16V Ti–VCT (Sigma), as of 08/2009



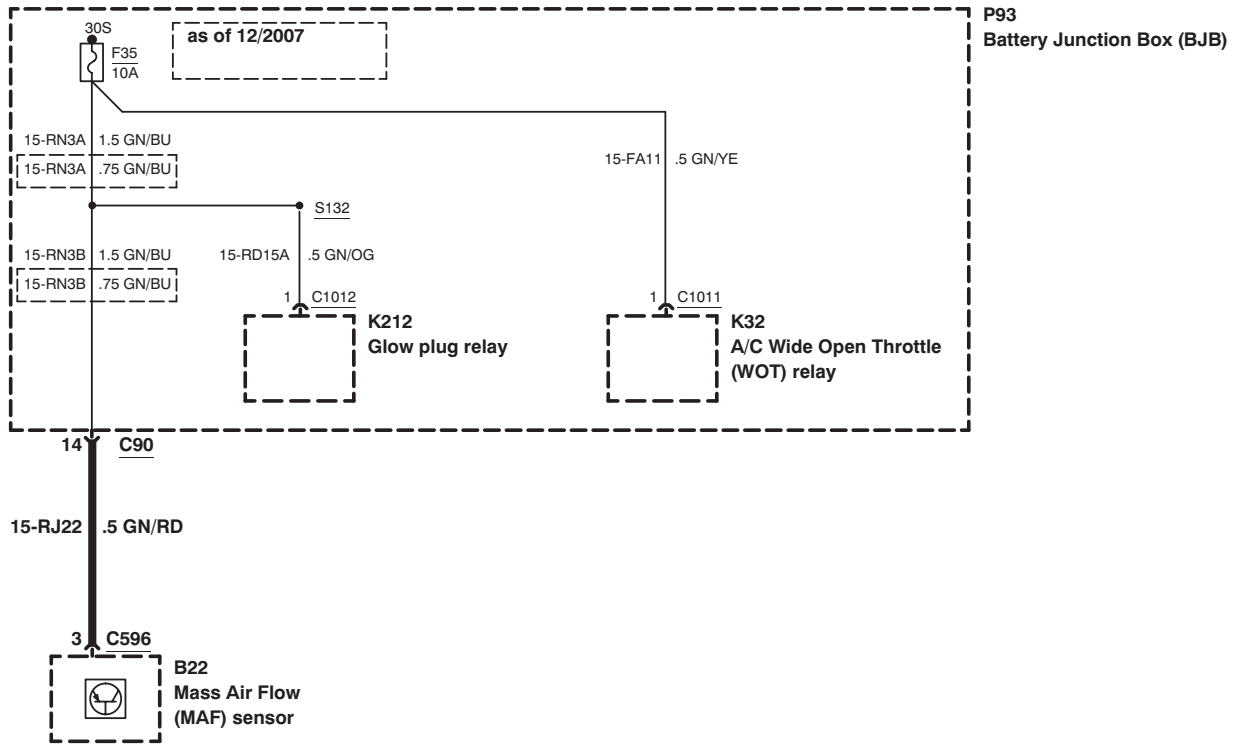
Fuse Details – F35, 1.8/2.0L Duratec–HE (M14)



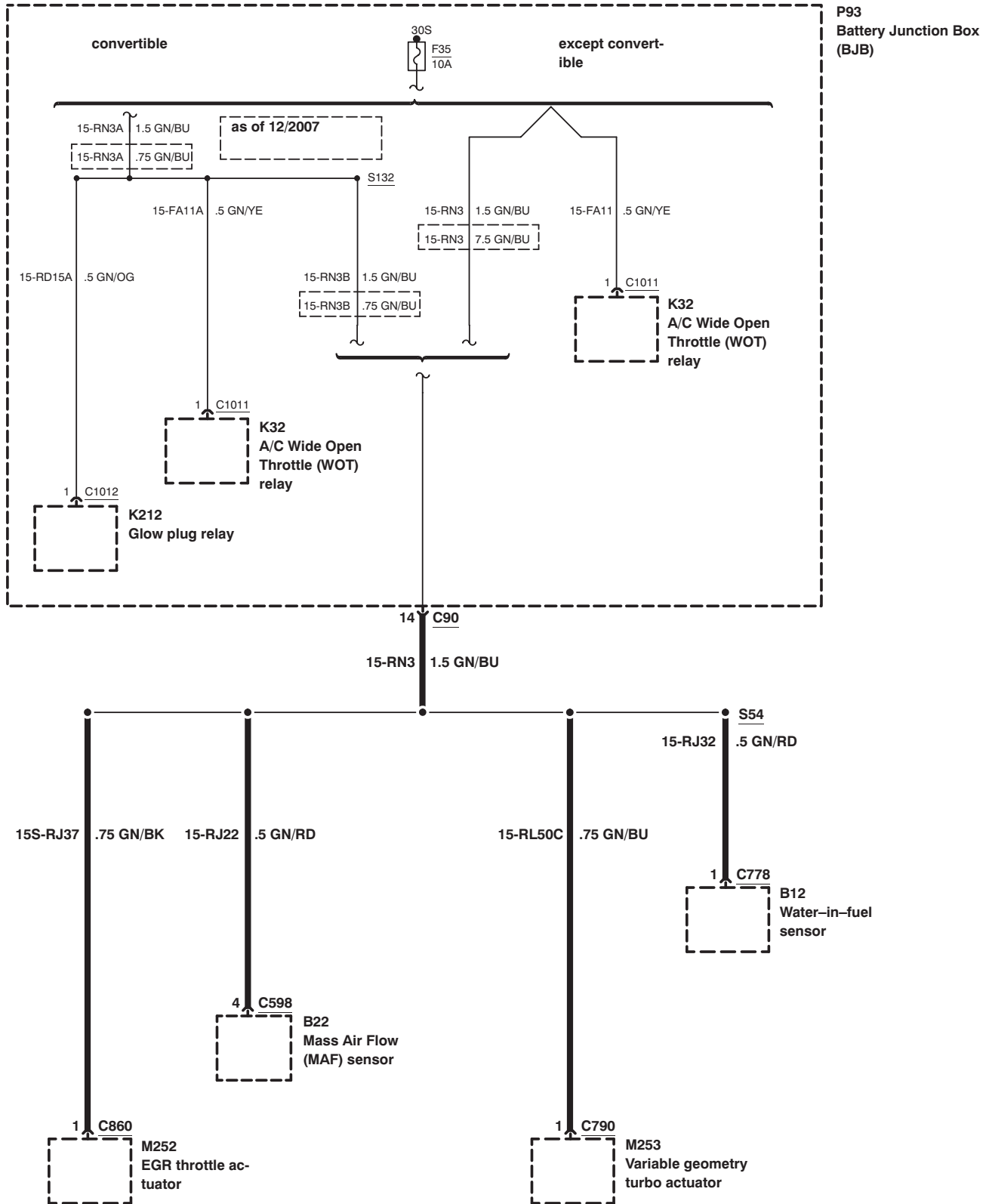
Fuse Details – F35, 1.6L Duratorq–TDCi (DV) Diesel



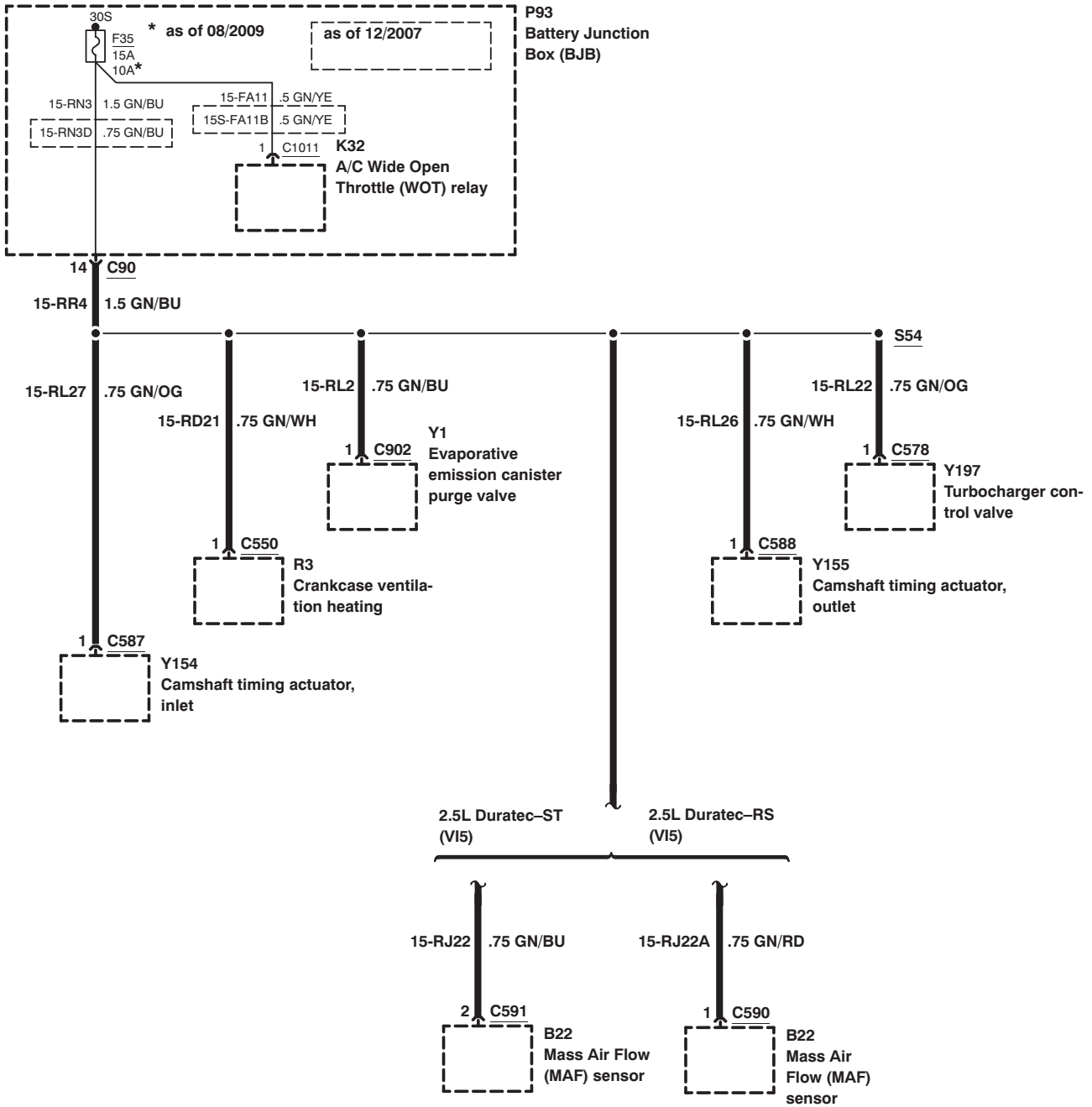
Fuse Details – F35, 1.8L Duratorq–TDCi (Kent) Diesel



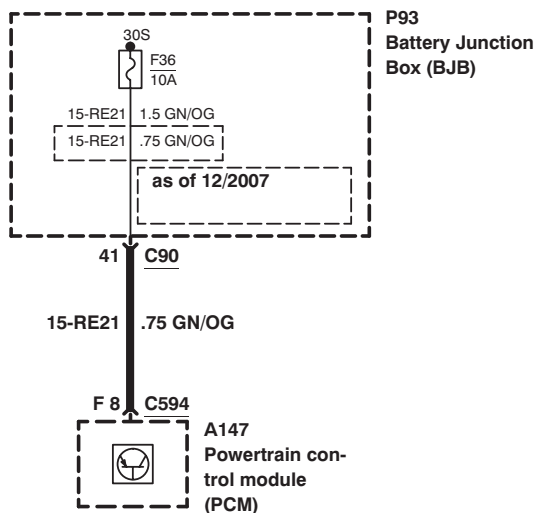
Fuse Details – F35, 2.0L Duratorq–TDCi (DW) Diesel



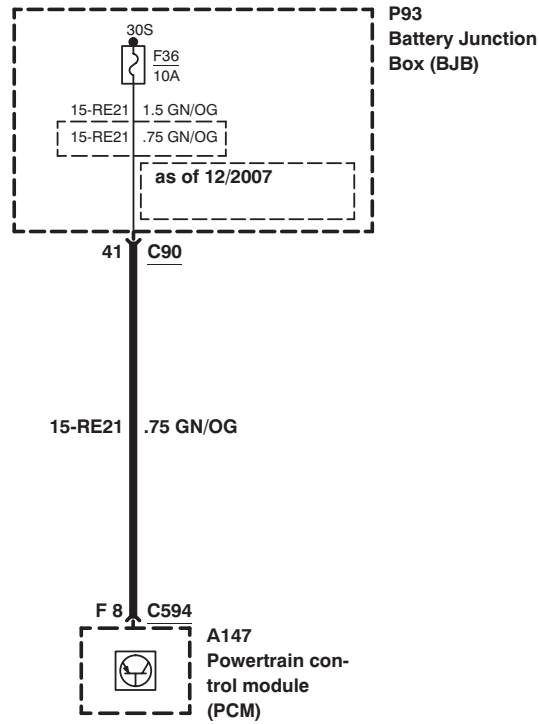
Fuse Details – F35, 2.5L Duratec (VI5)



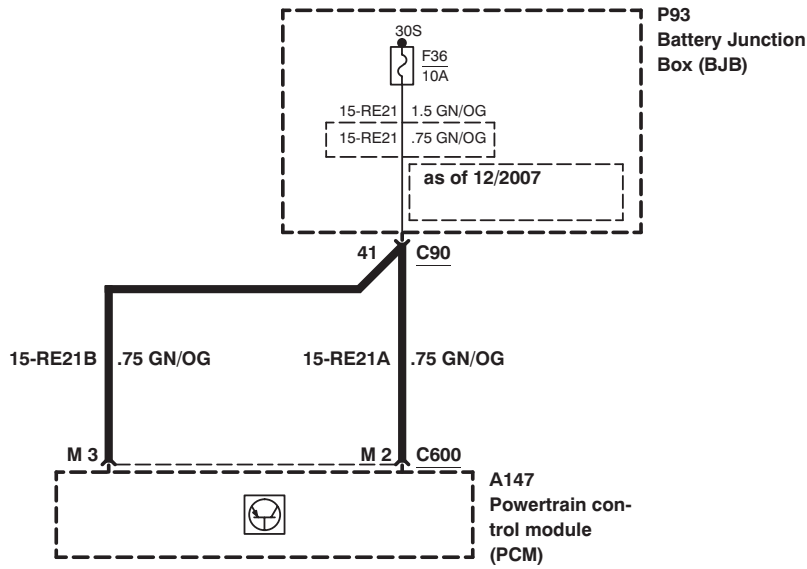
Fuse Details – F36, 1.4/1.6L Duratec–16V (Sigma)



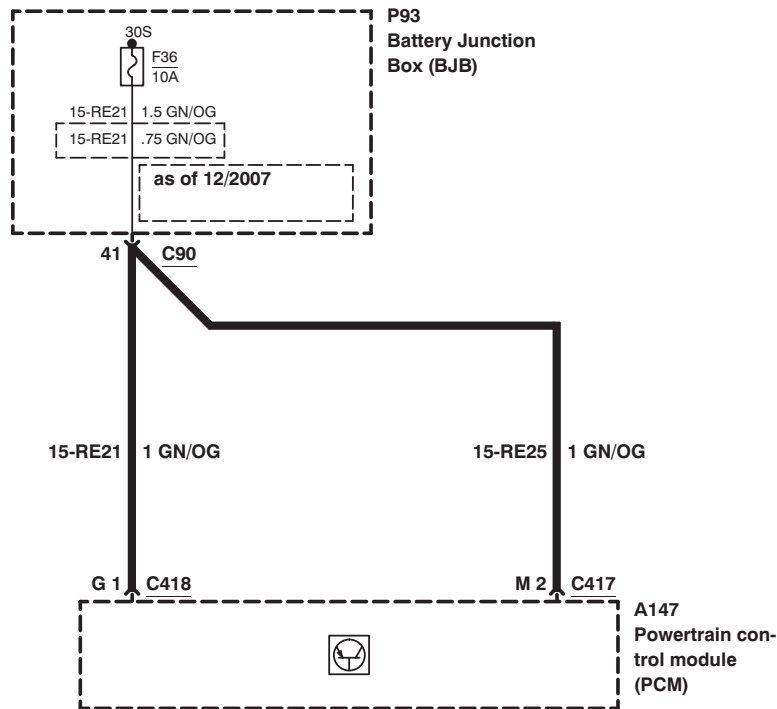
Fuse Details – F36, 1.6L Duratec–16V Ti–VCT (Sigma)



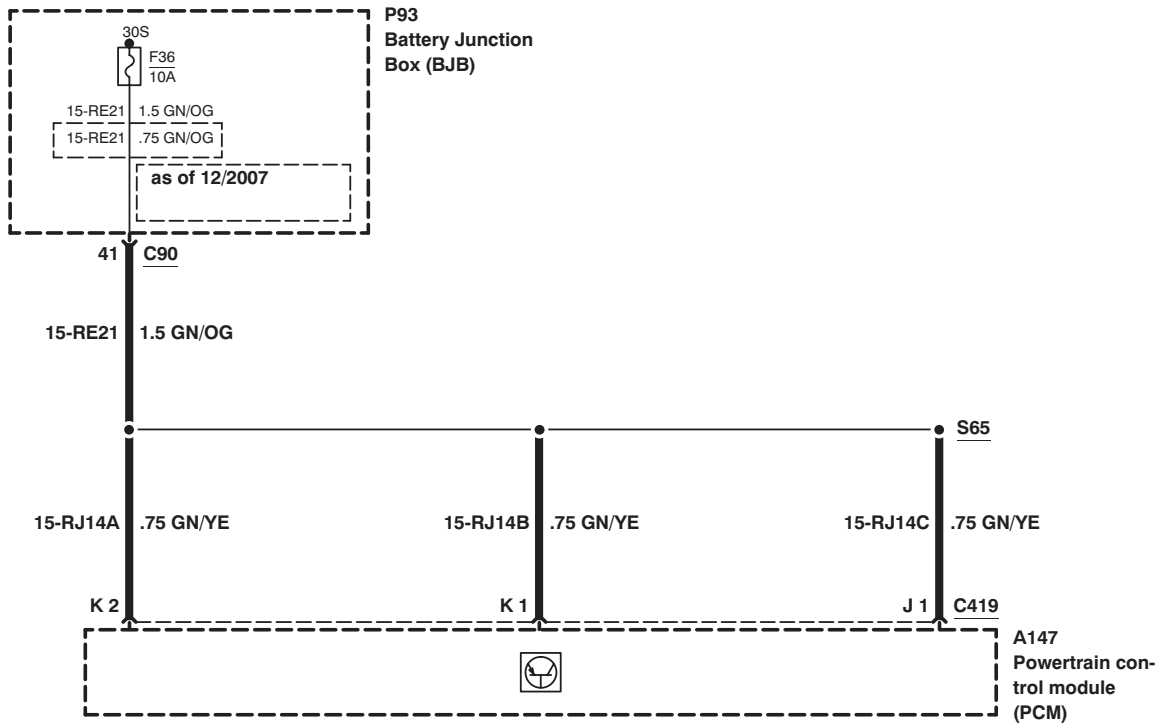
Fuse Details – F36, 1.8/2.0L Duratec–HE (MI4)



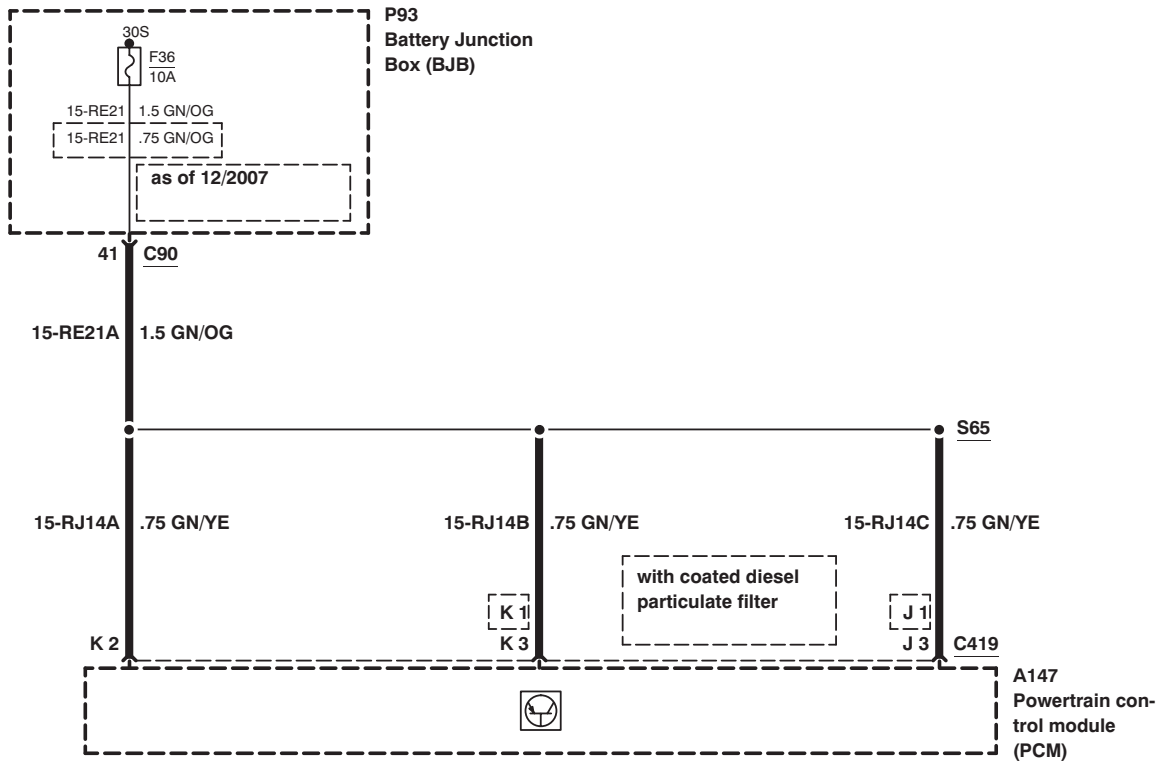
Fuse Details – F36, 1.6L Duratorq–TDCi (DV) Diesel



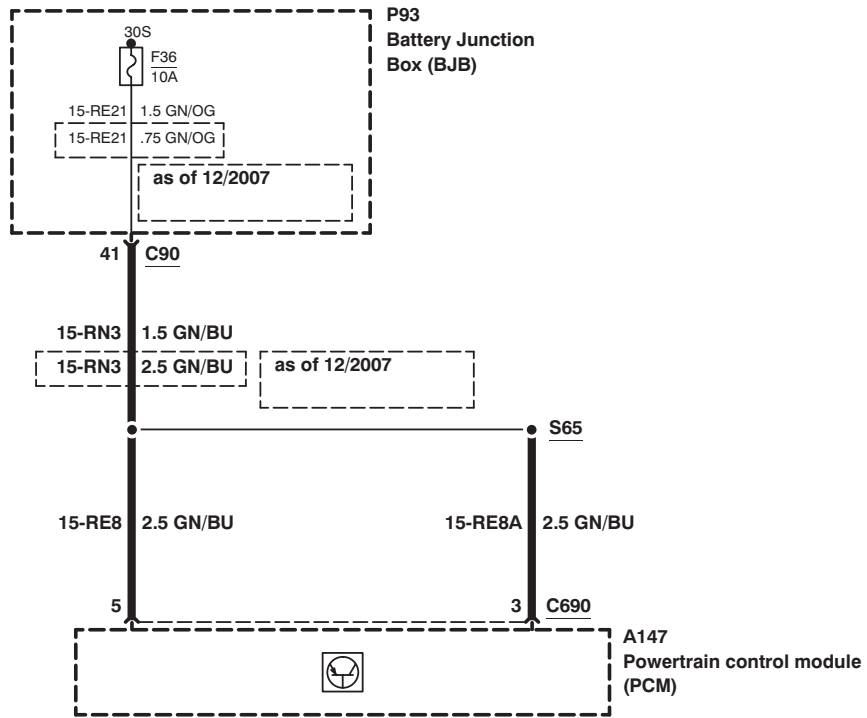
Fuse Details – F36, 1.8L Duratorq–TDCi (Kent) Diesel



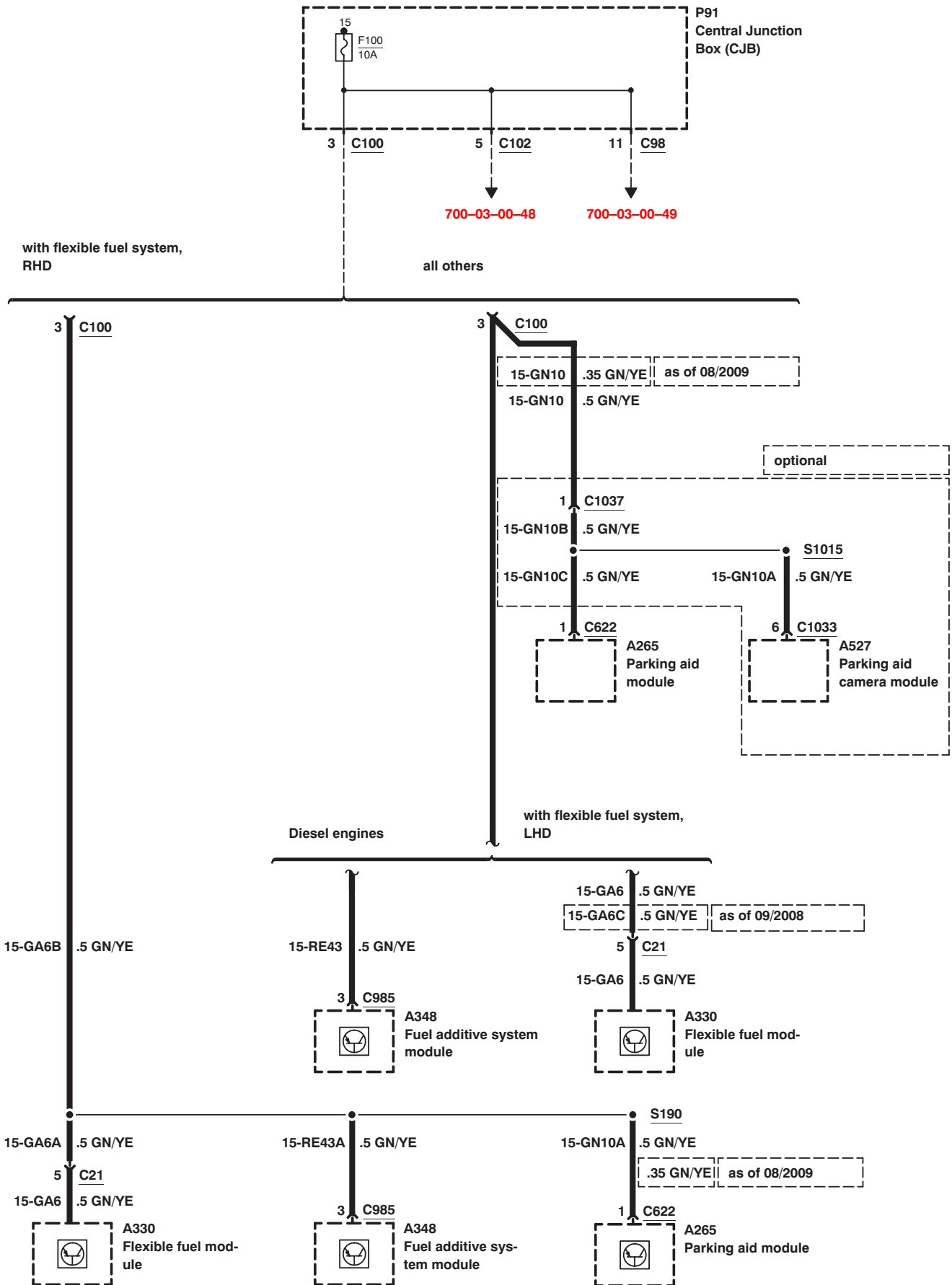
Fuse Details – F36, 2.0L Duratorq–TDCi (DW) Diesel



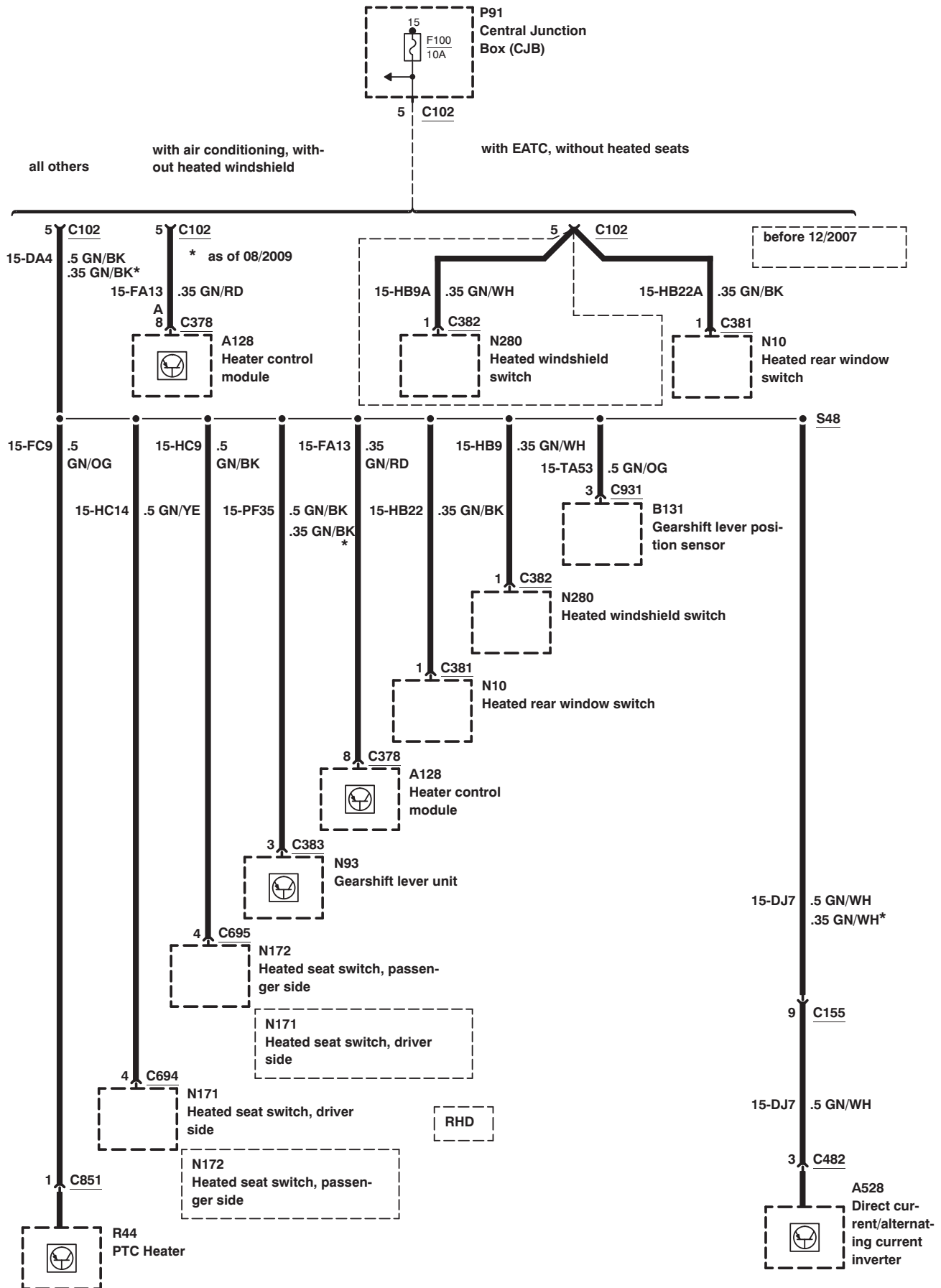
Fuse Details – F36, 2.5L Duratec (VI5)



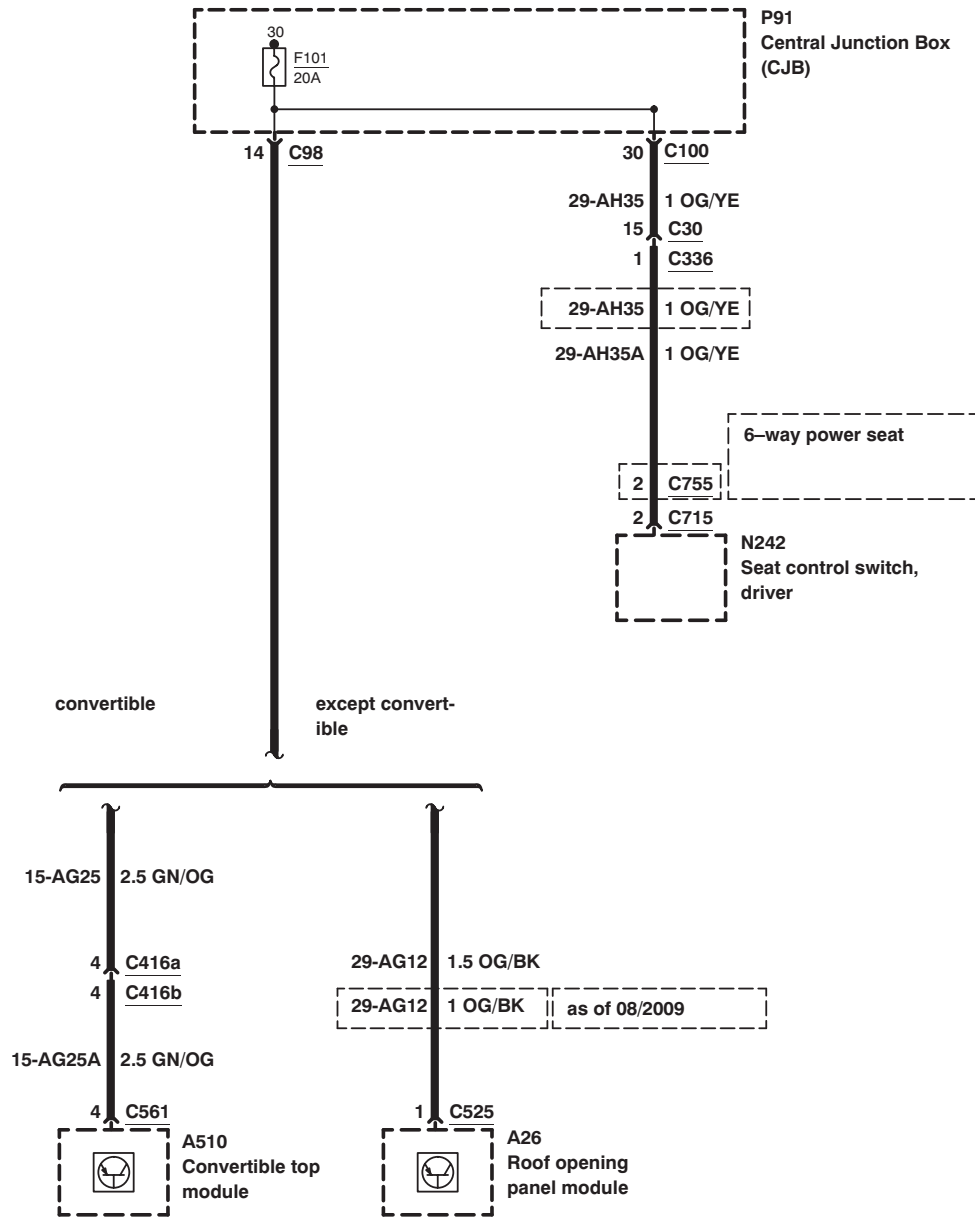
Fuse Details – F100



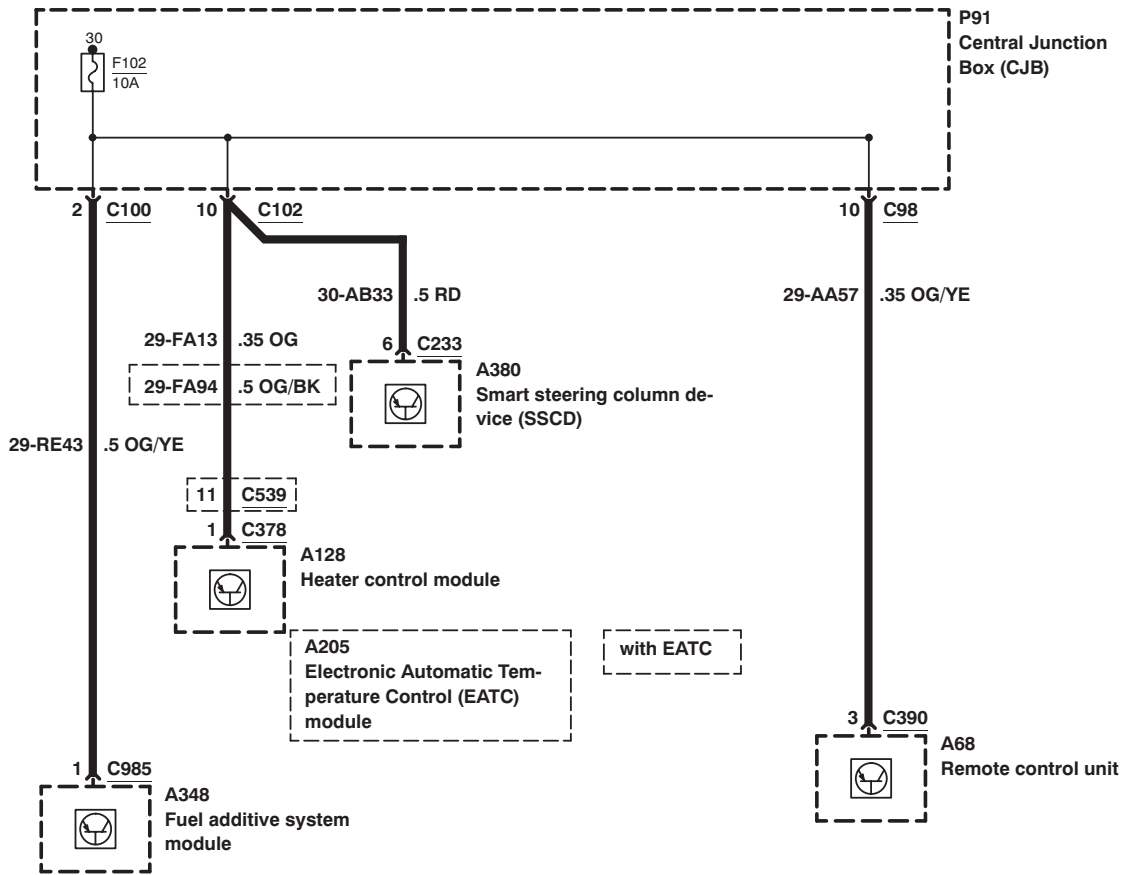
Fuse Details – F100



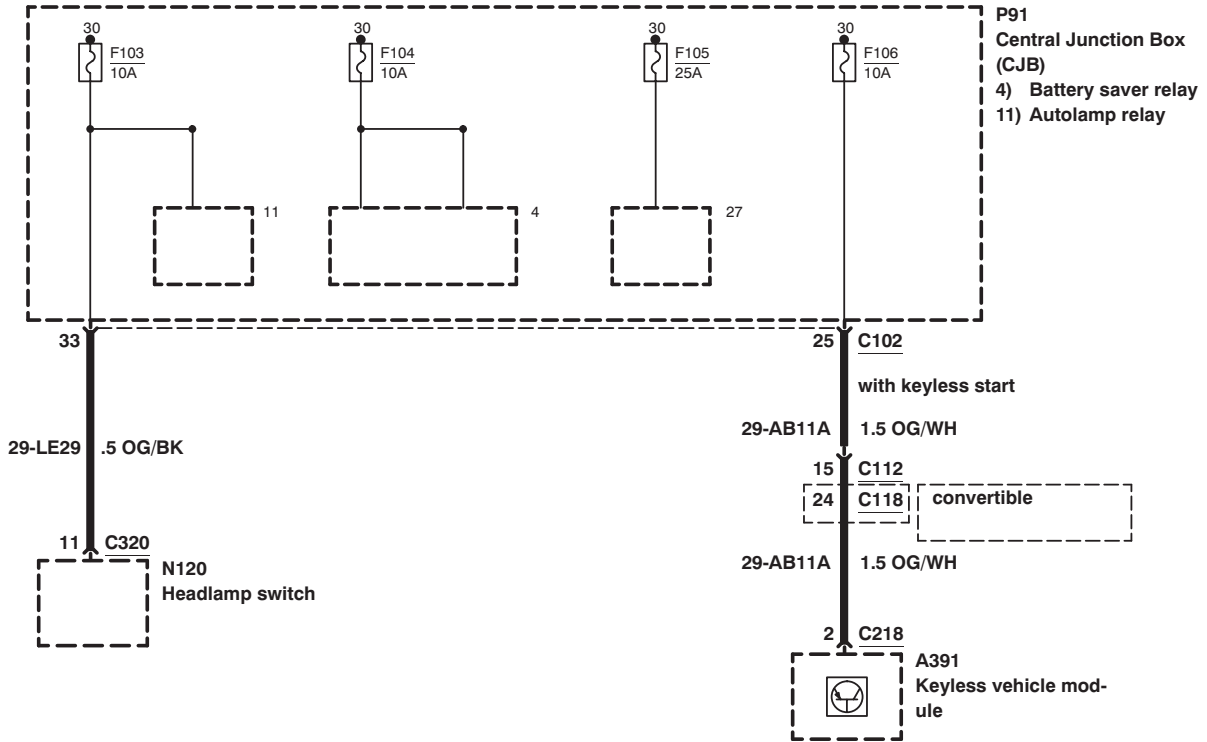
Fuse Details – F101



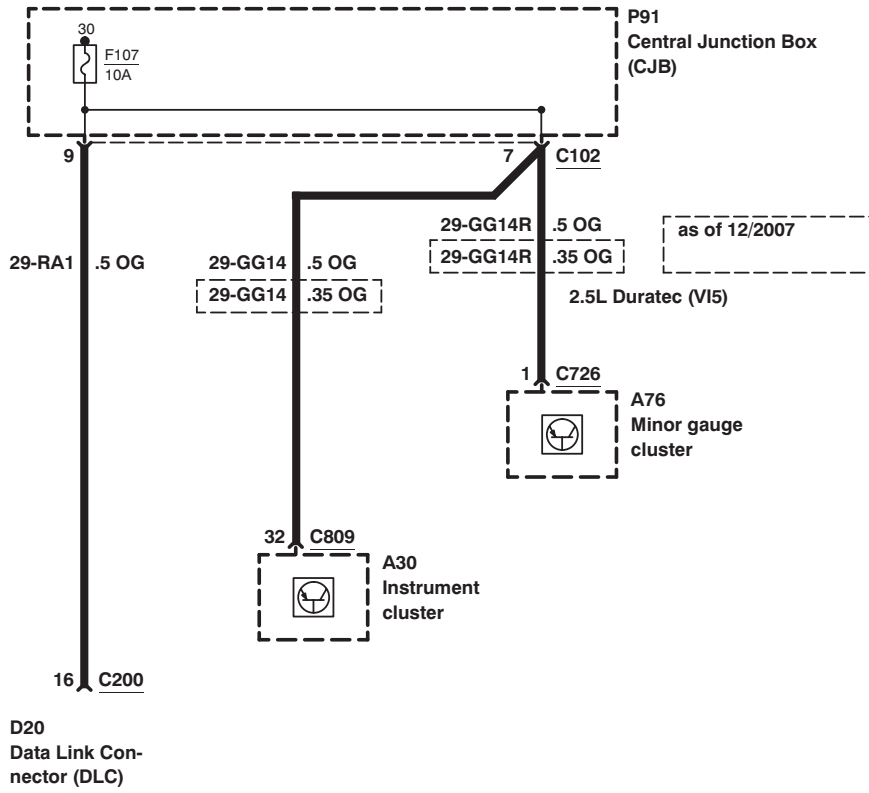
Fuse Details – F102



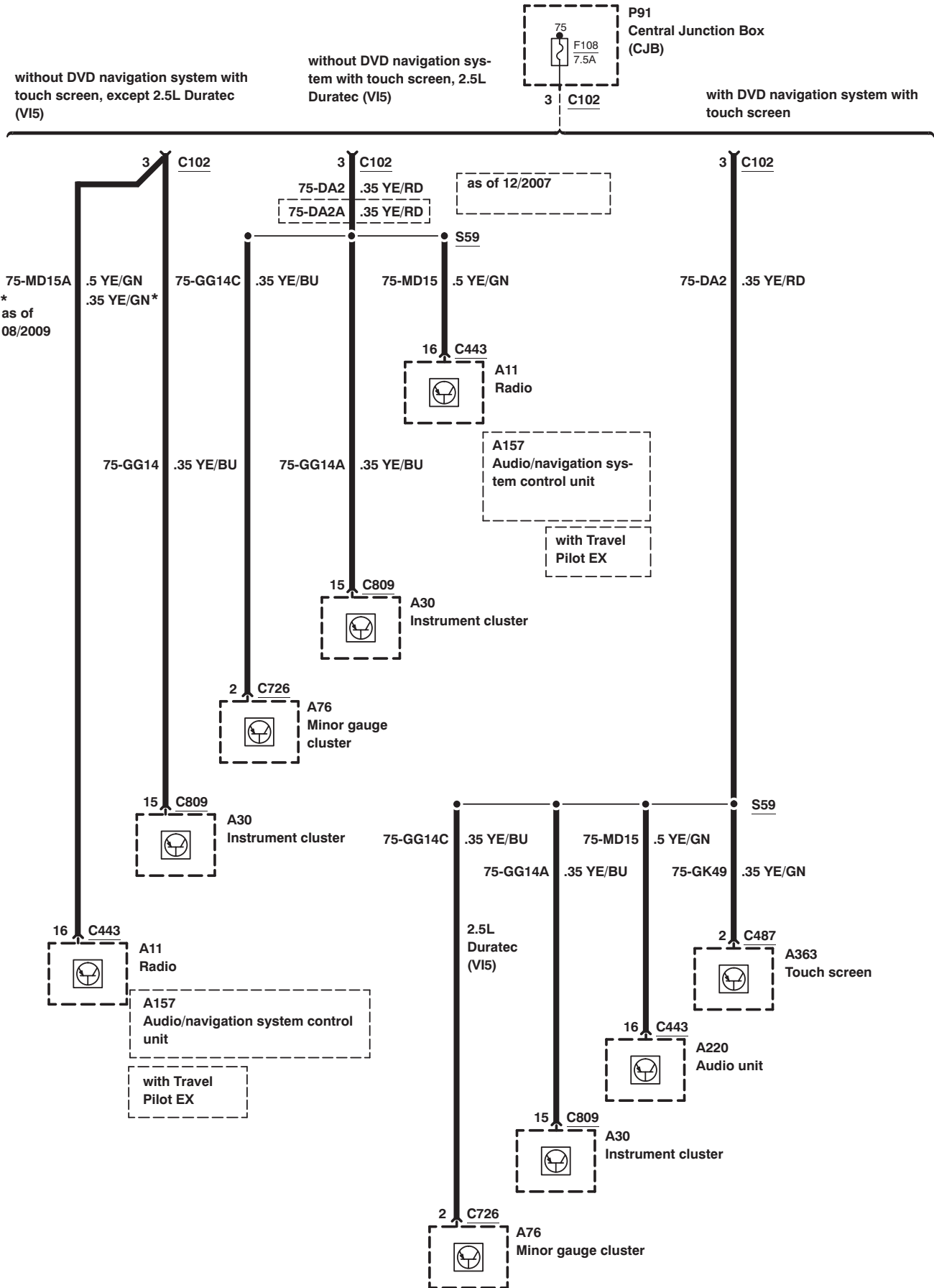
Fuse Details – F103, F104, F105, F106



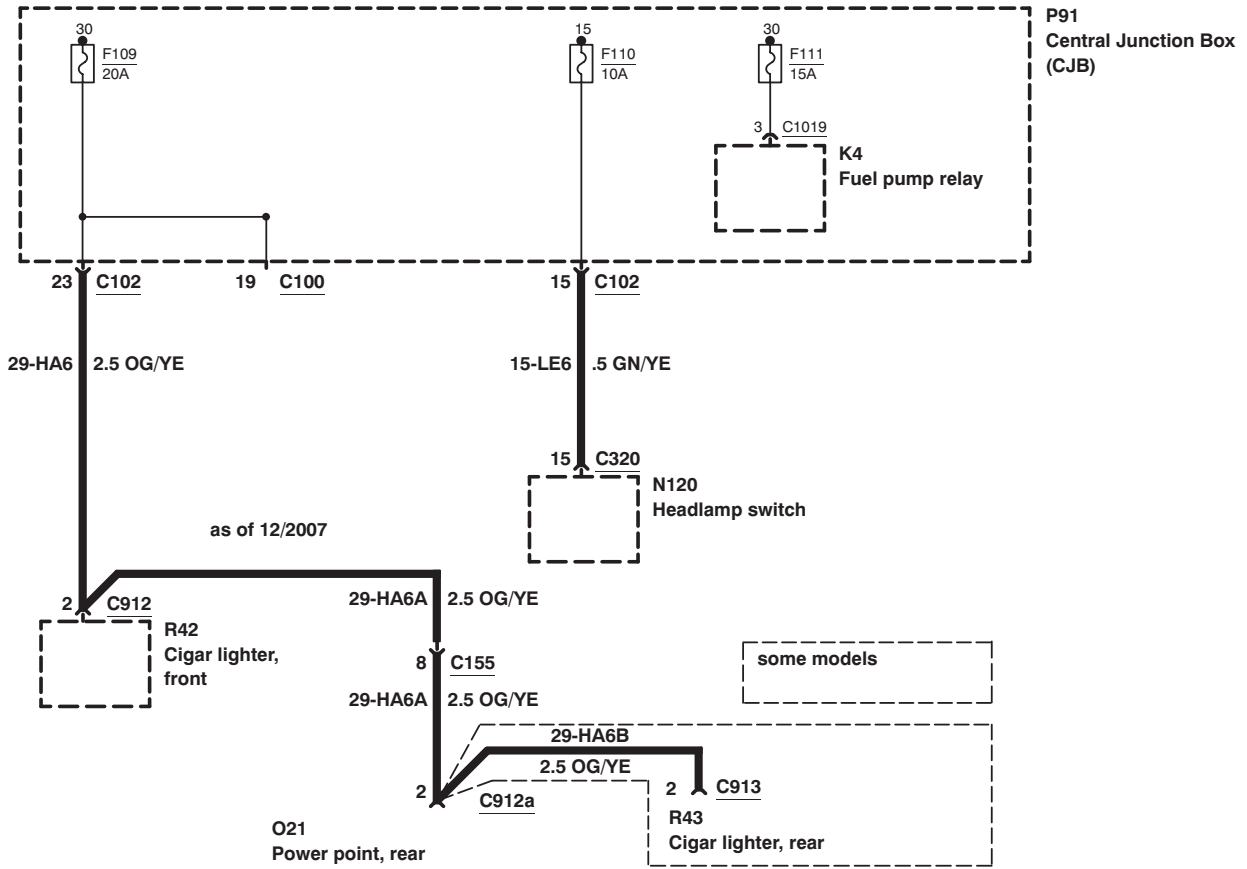
Fuse Details – F107



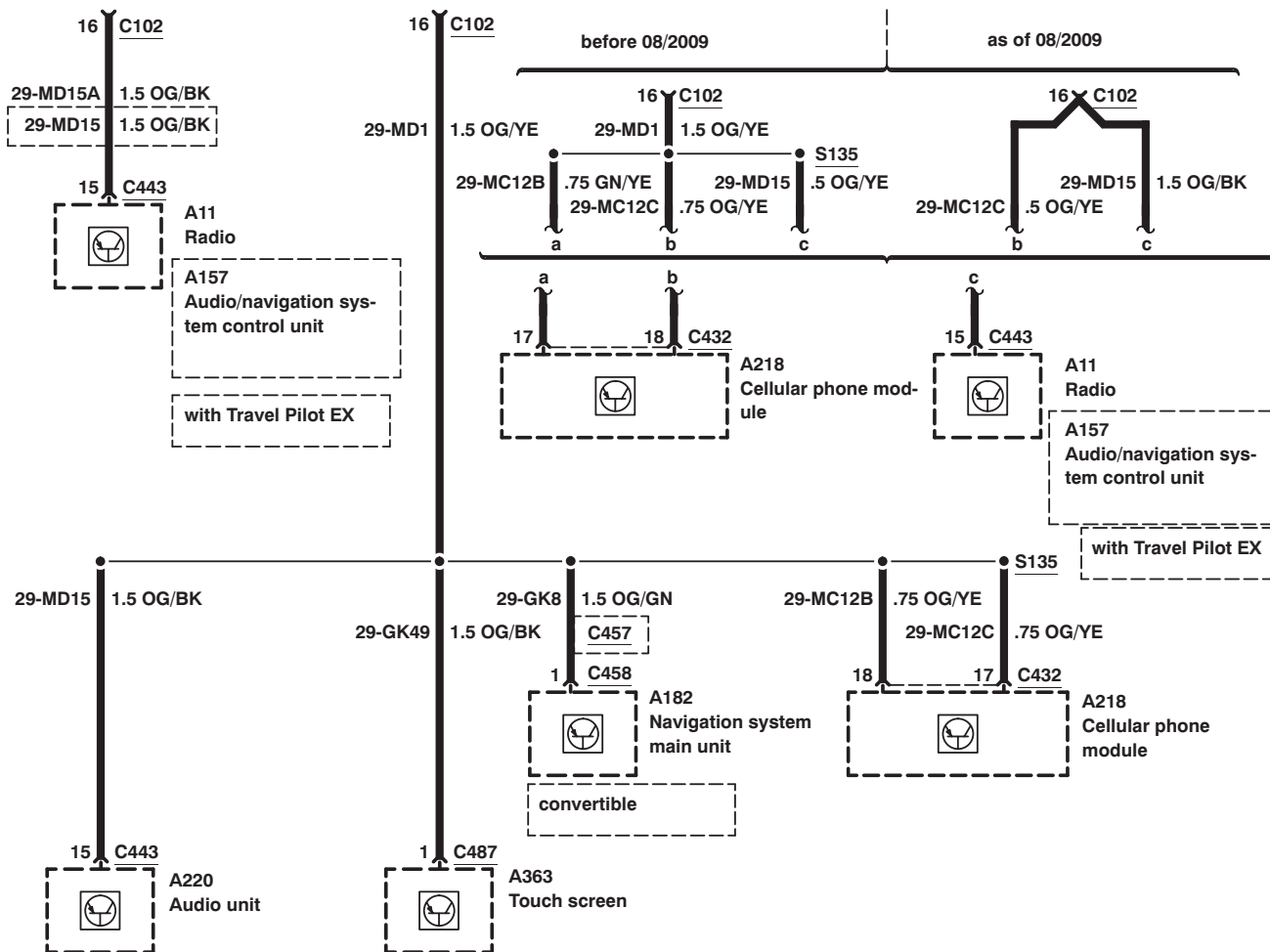
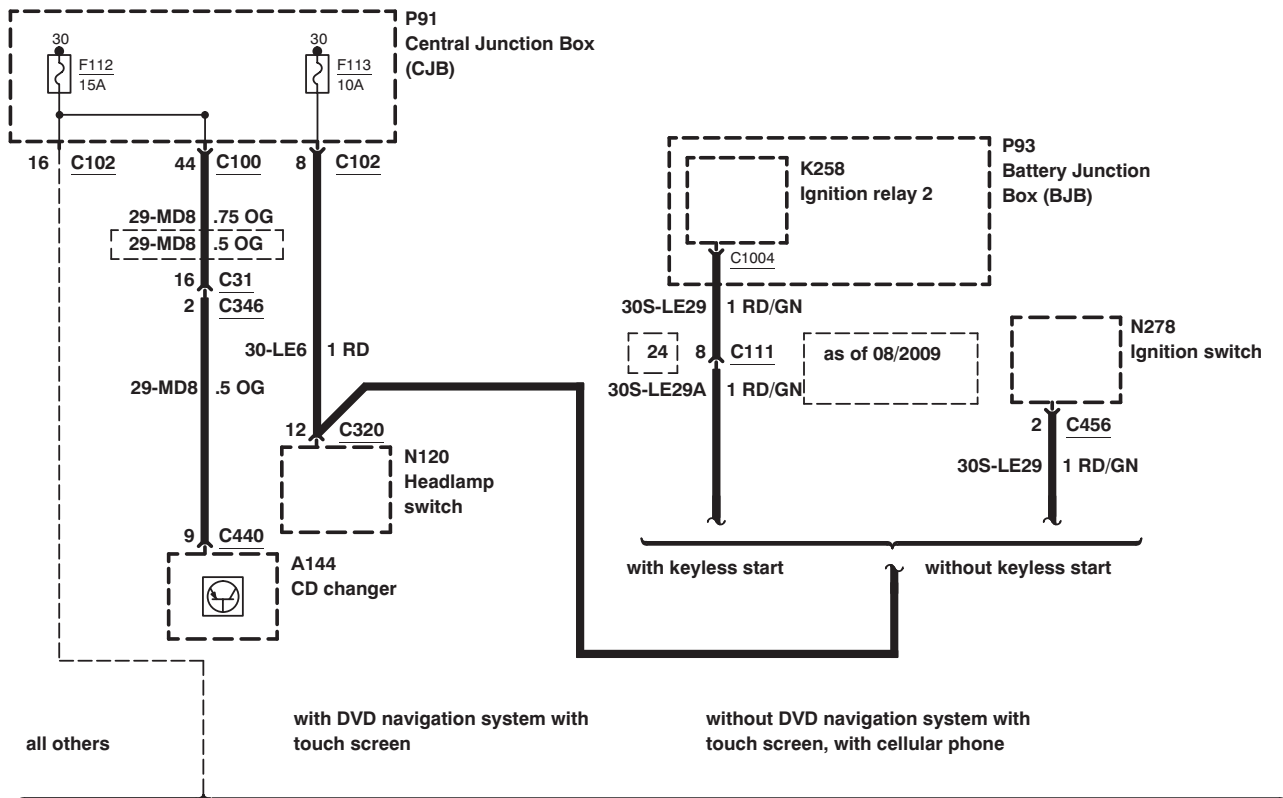
Fuse Details – F108



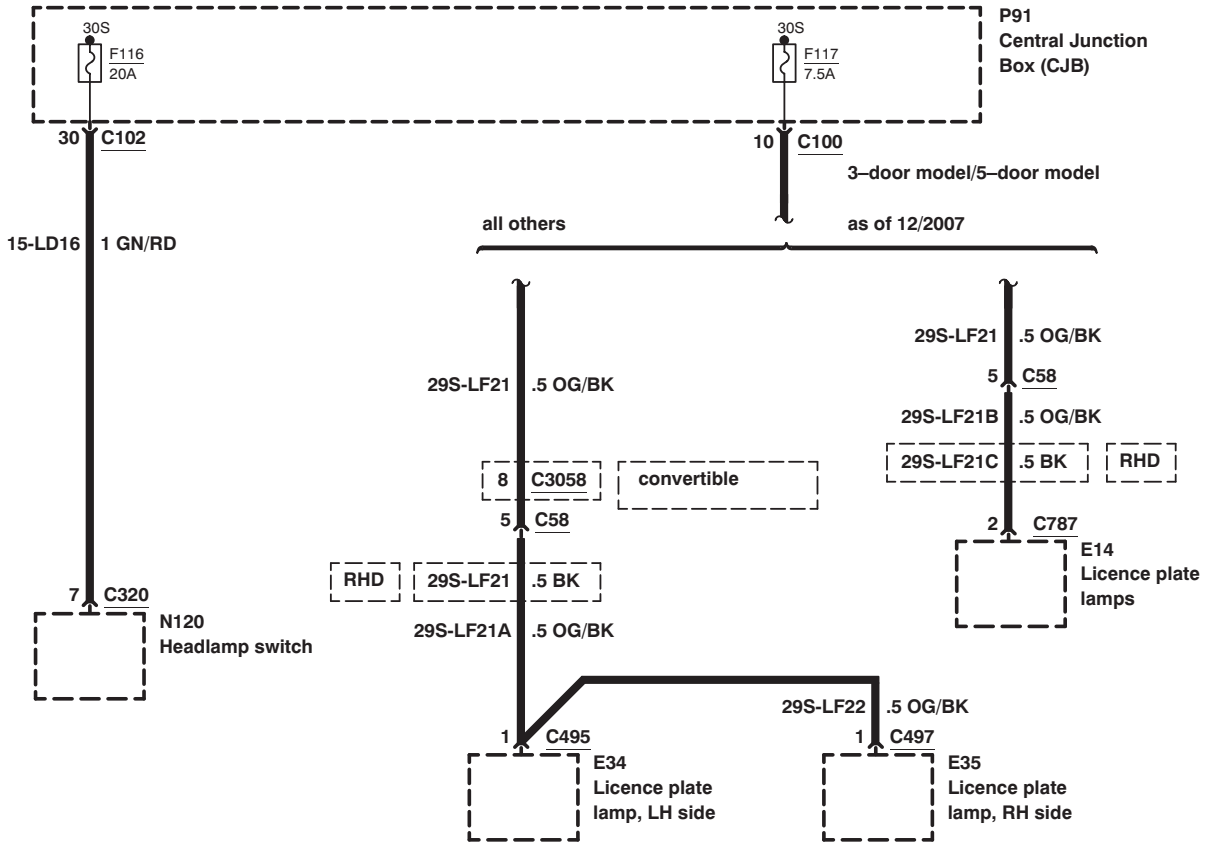
Fuse Details – F109, F110, F111



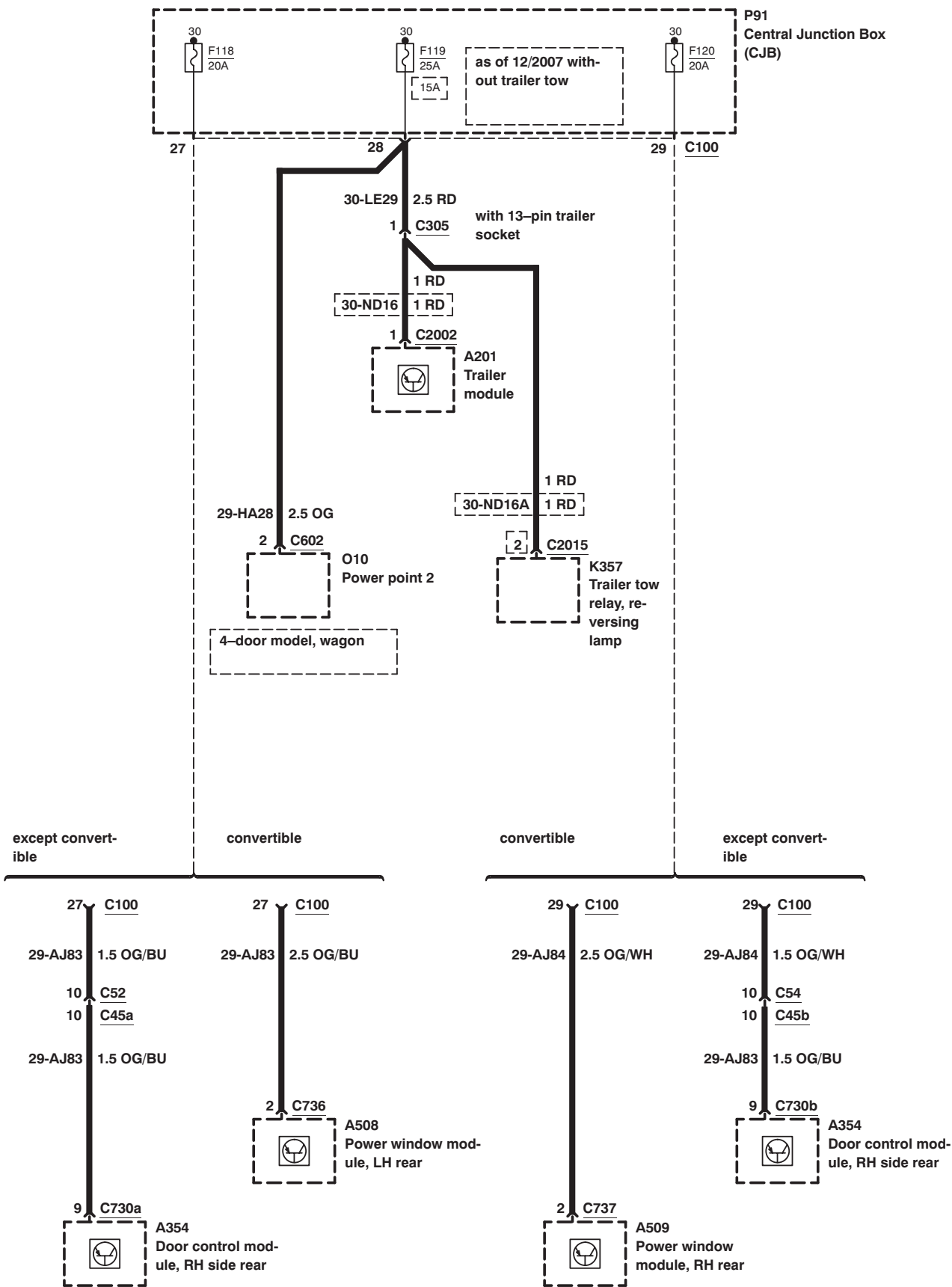
Fuse Details – F112, F113



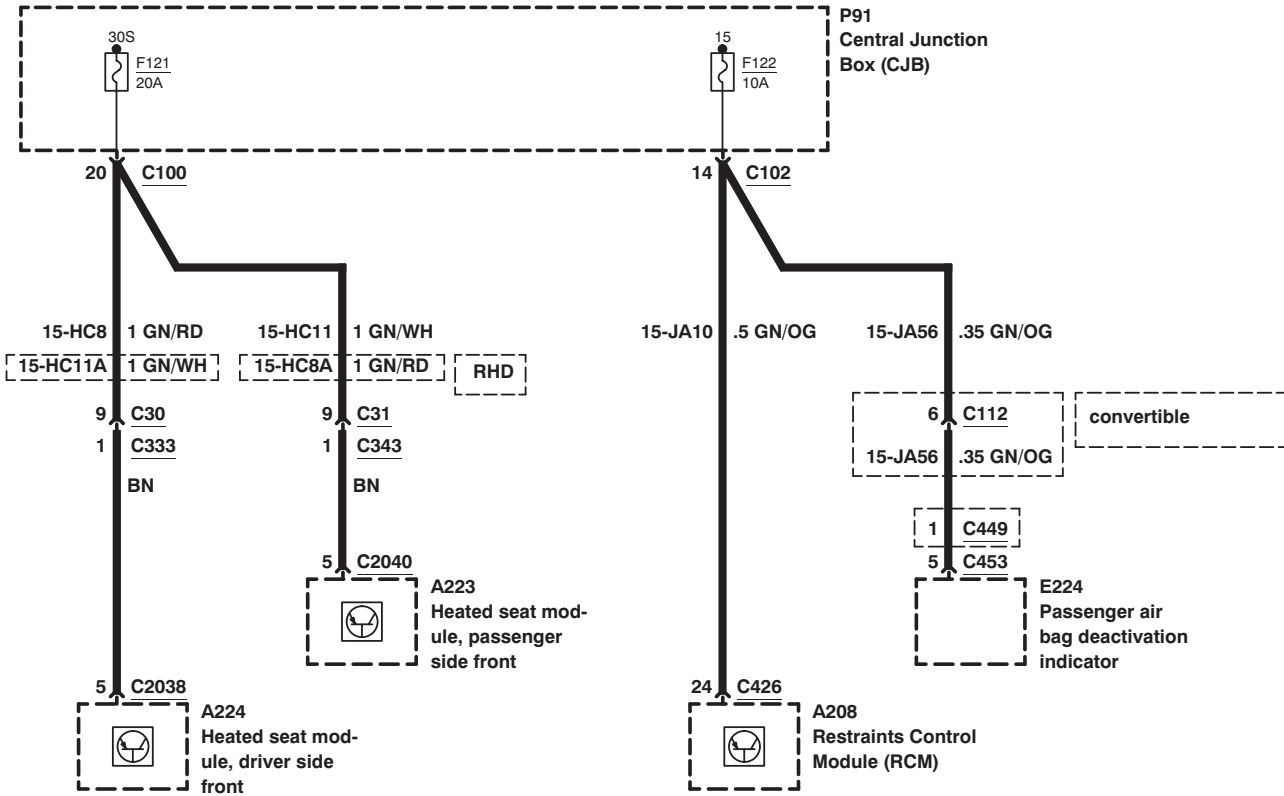
Fuse Details – F116, F117



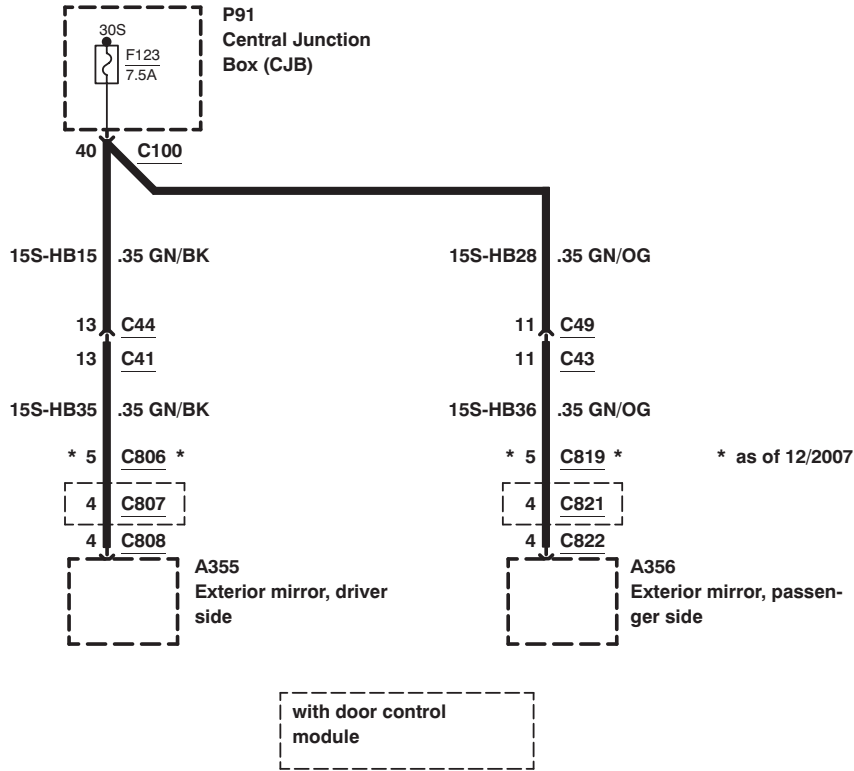
Fuse Details – F118, F119, F120



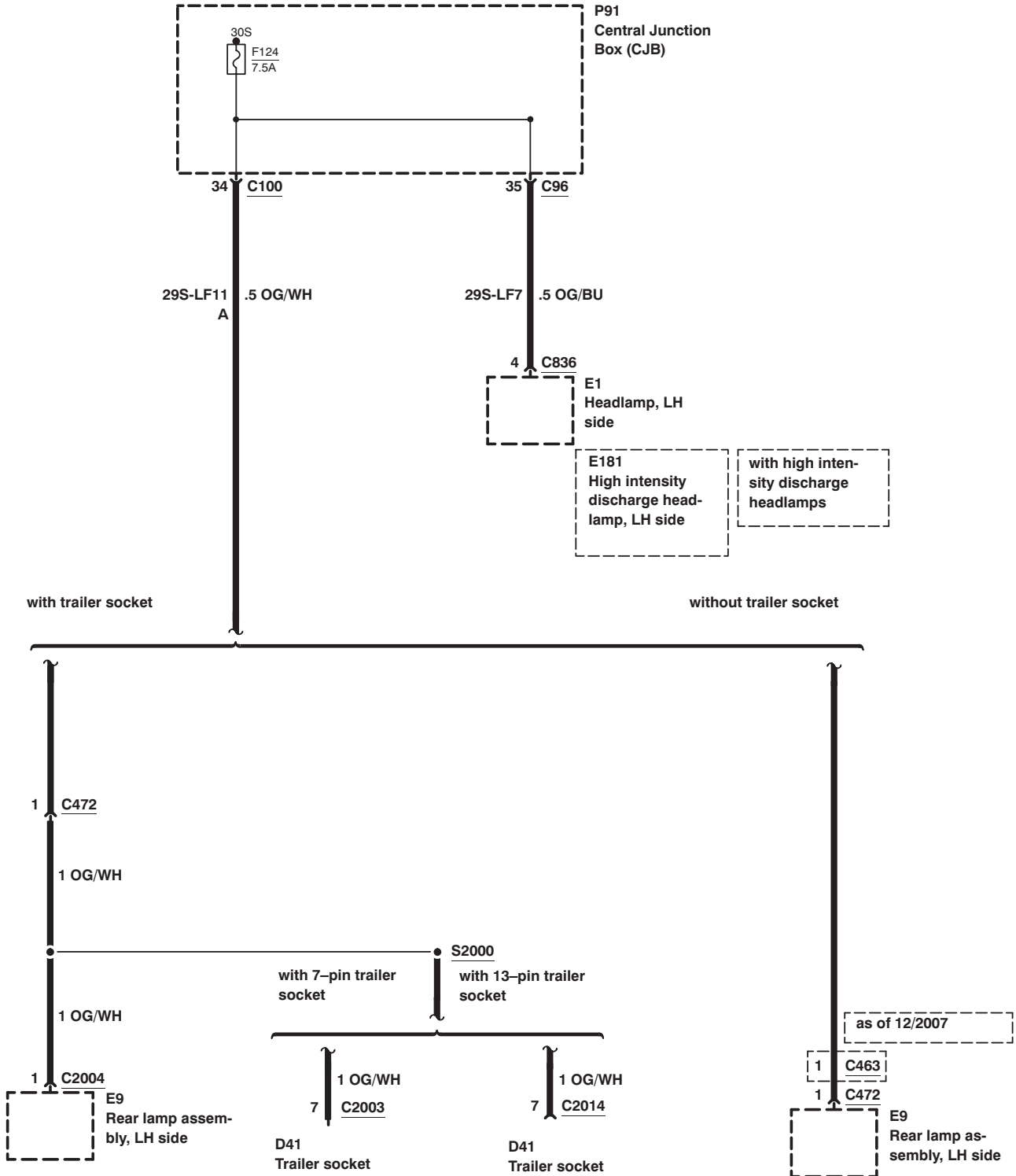
Fuse Details – F121, F122



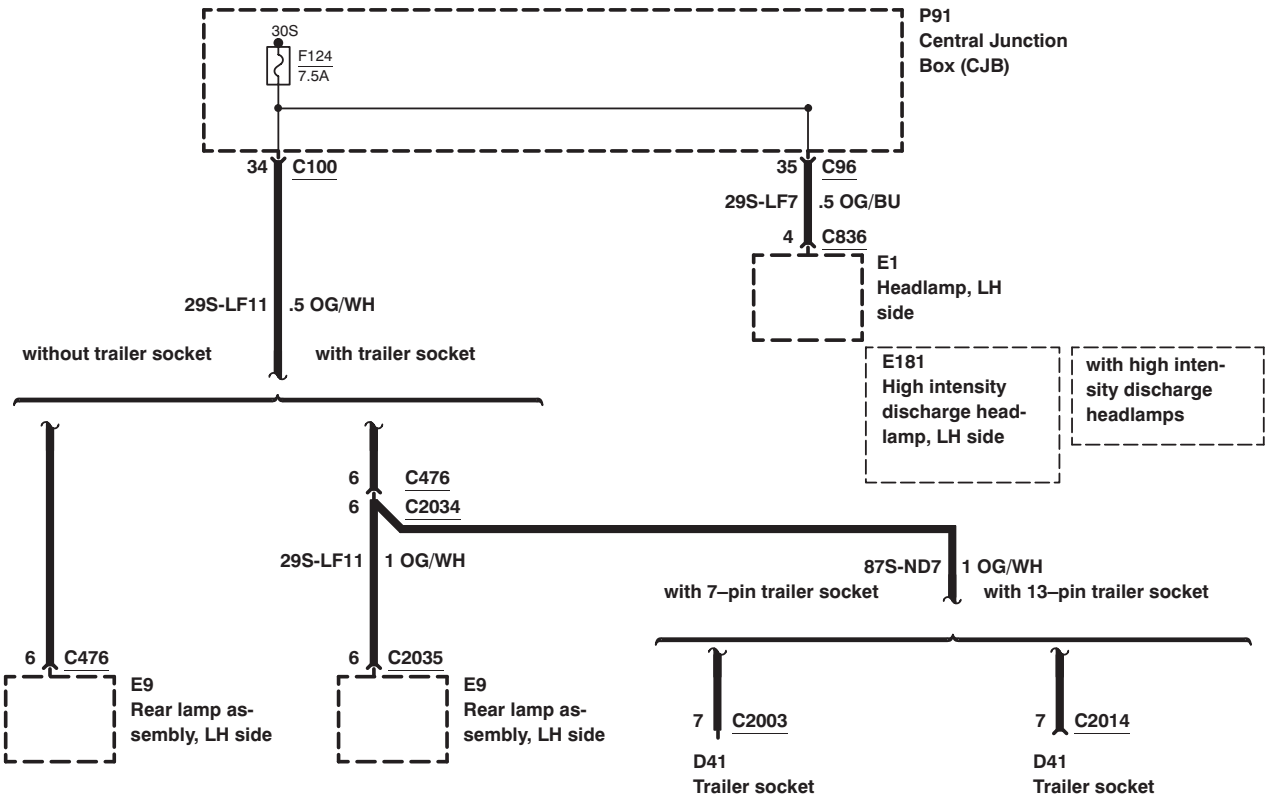
Fuse Details – F123



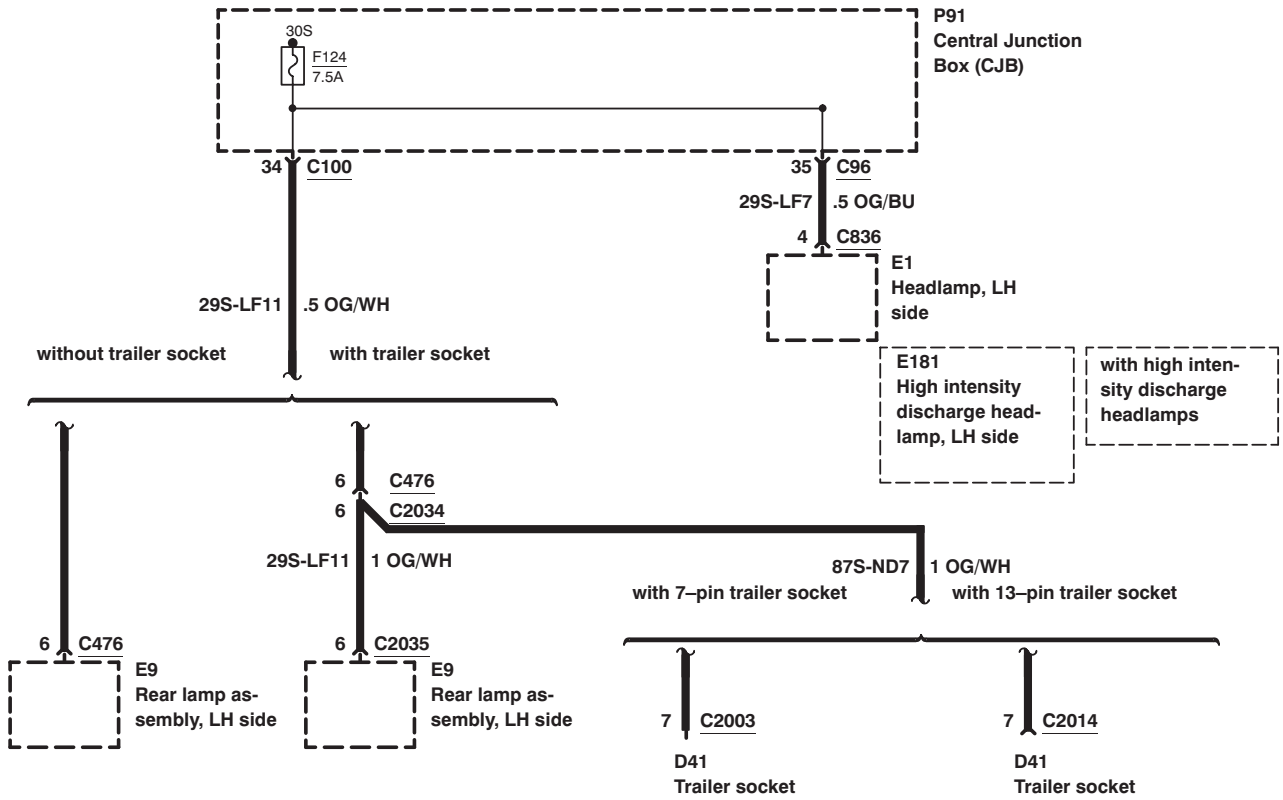
Fuse Details – F124, 3-door model/5-door model



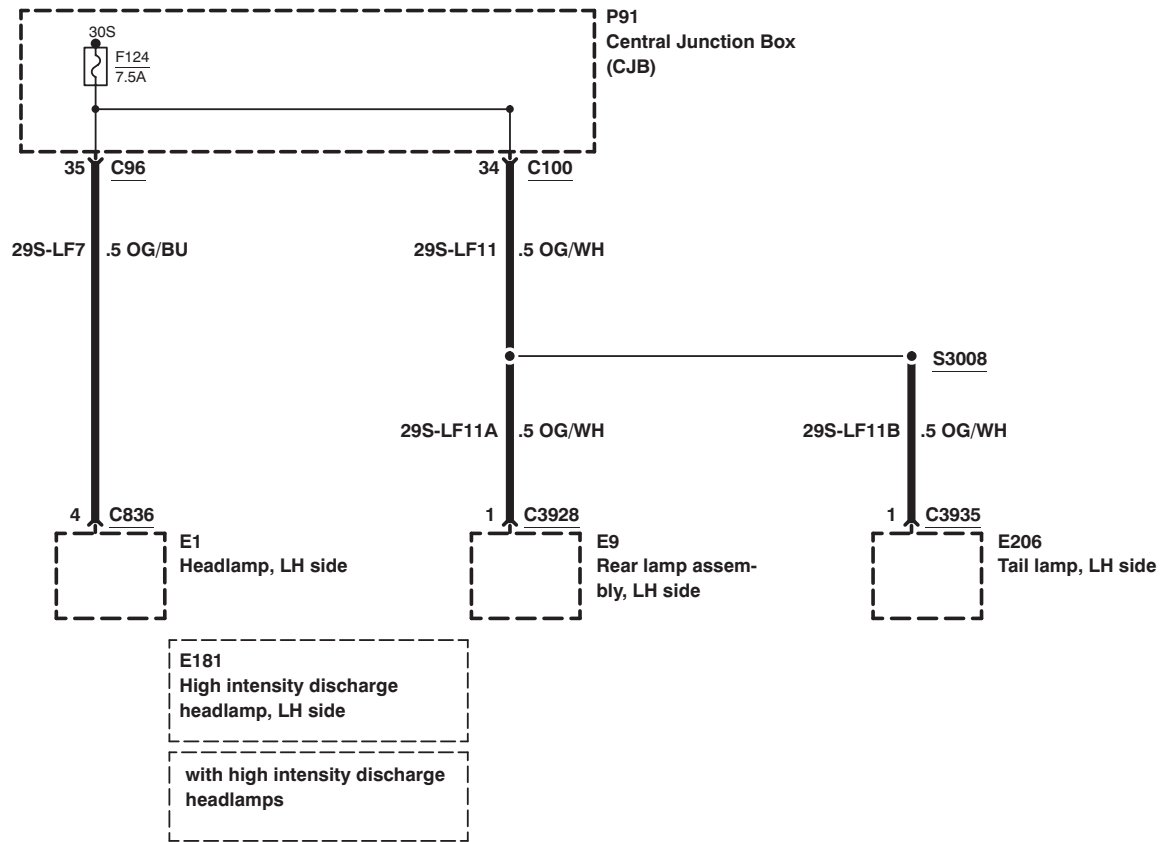
Fuse Details – F124, 4–door model



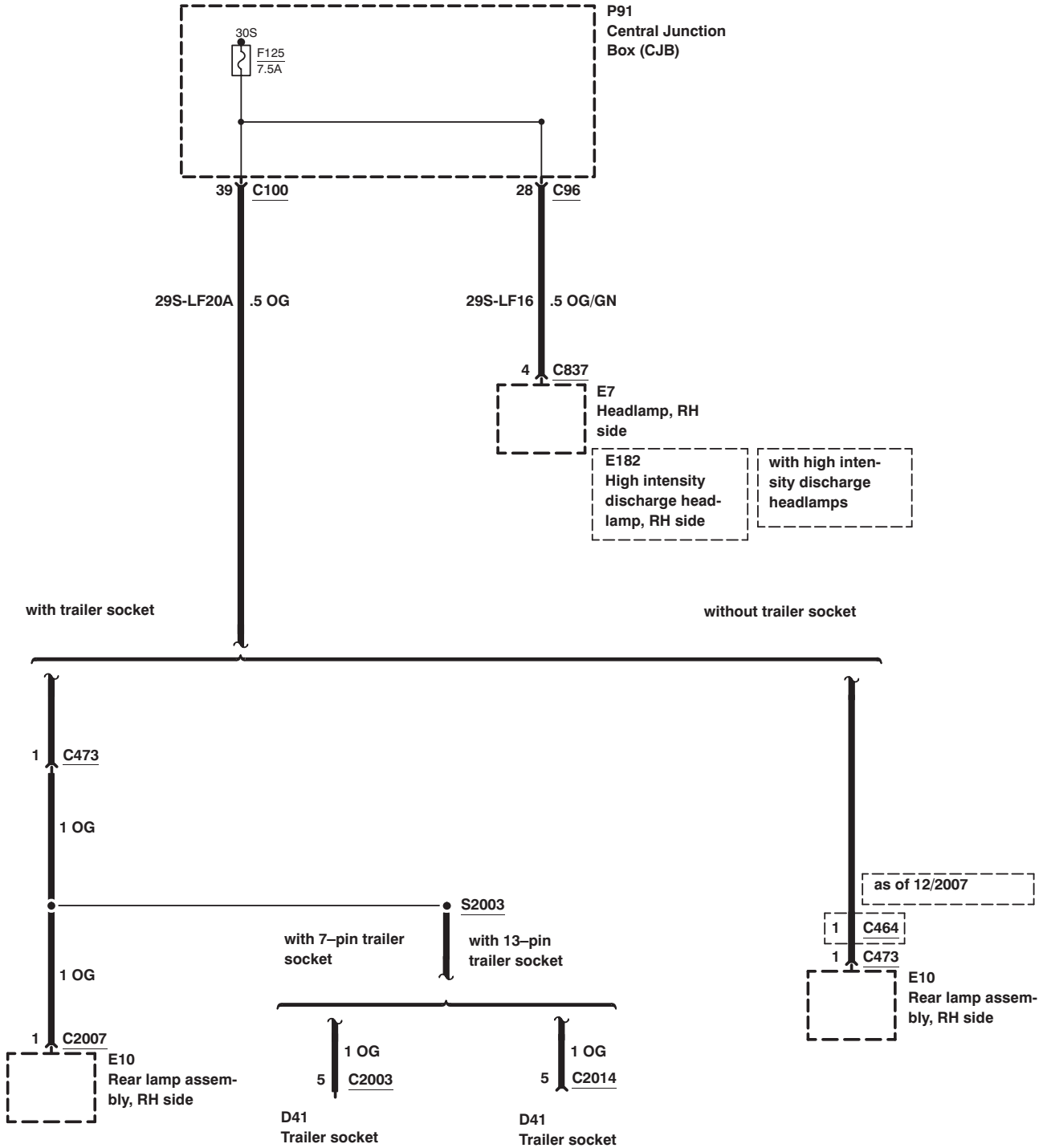
Fuse Details – F124, wagon



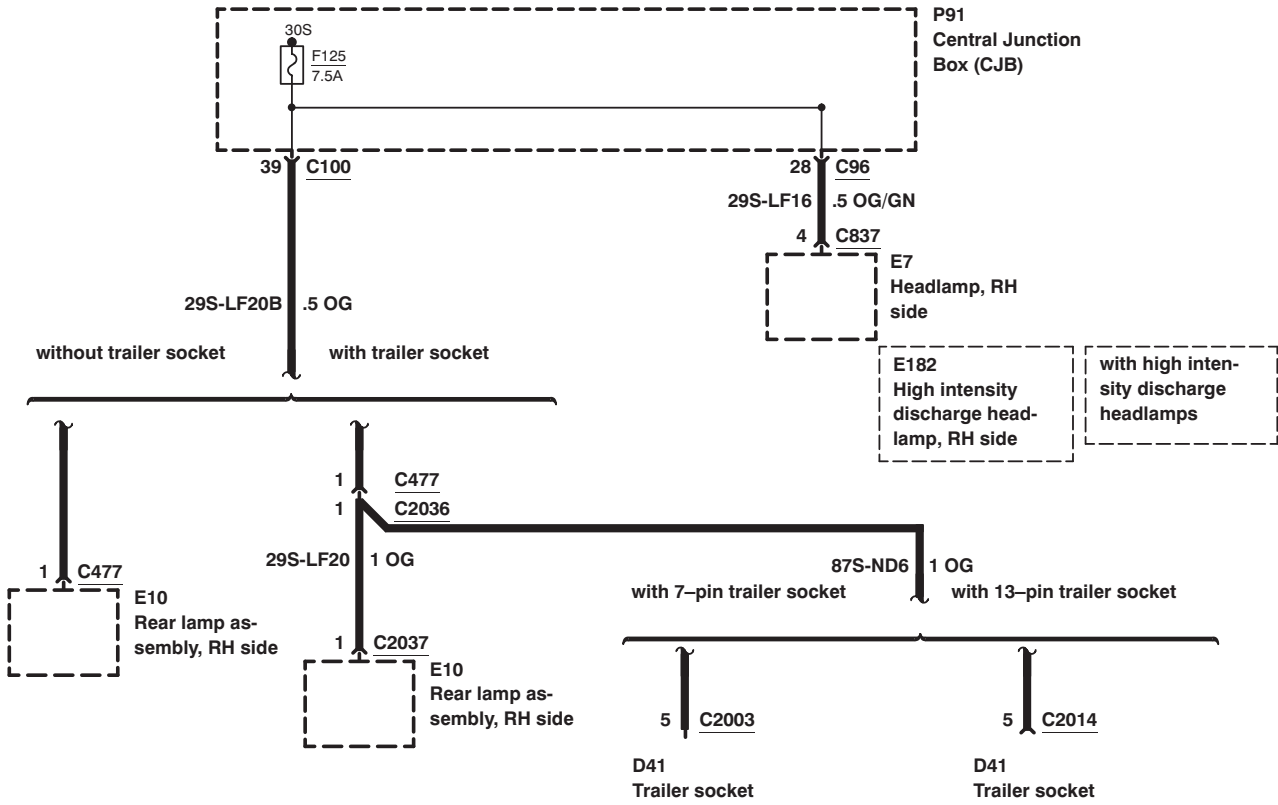
Fuse Details – F124, convertible



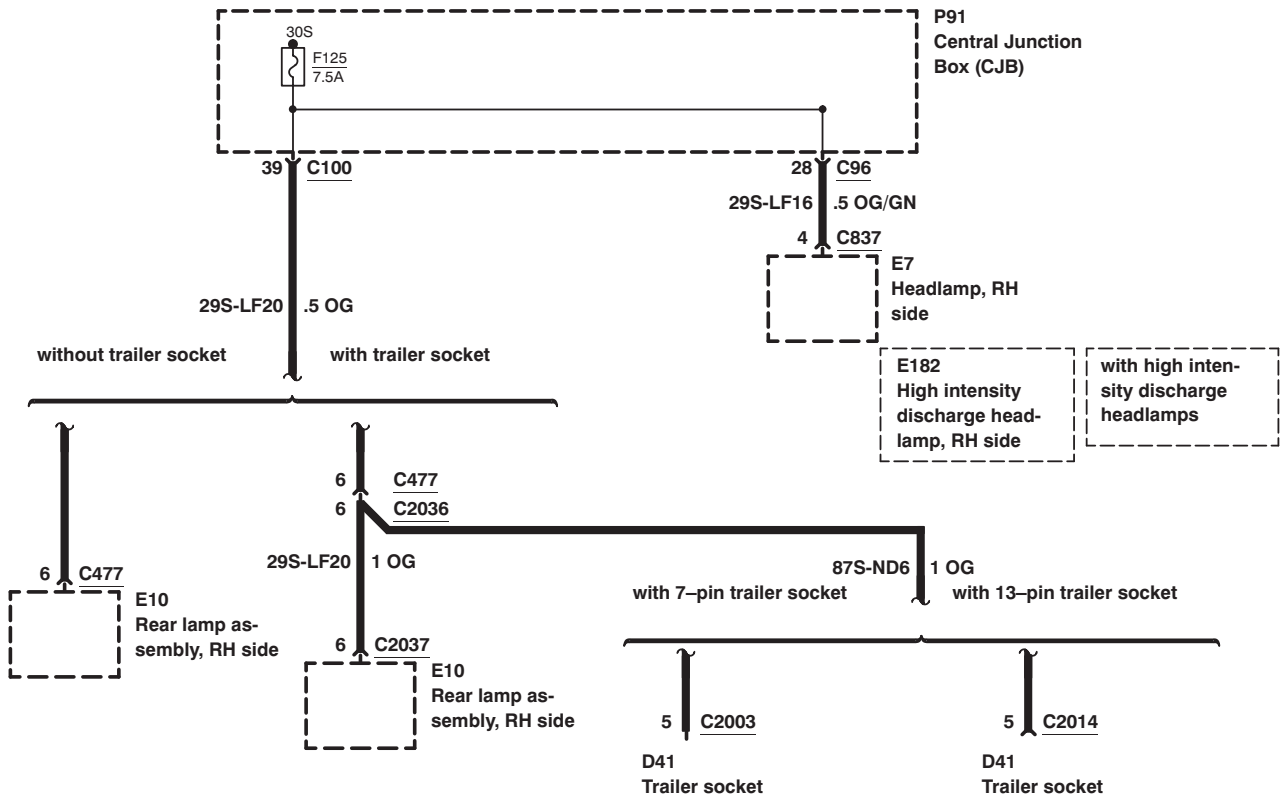
Fuse Details – F125, 3–door model/5–door model



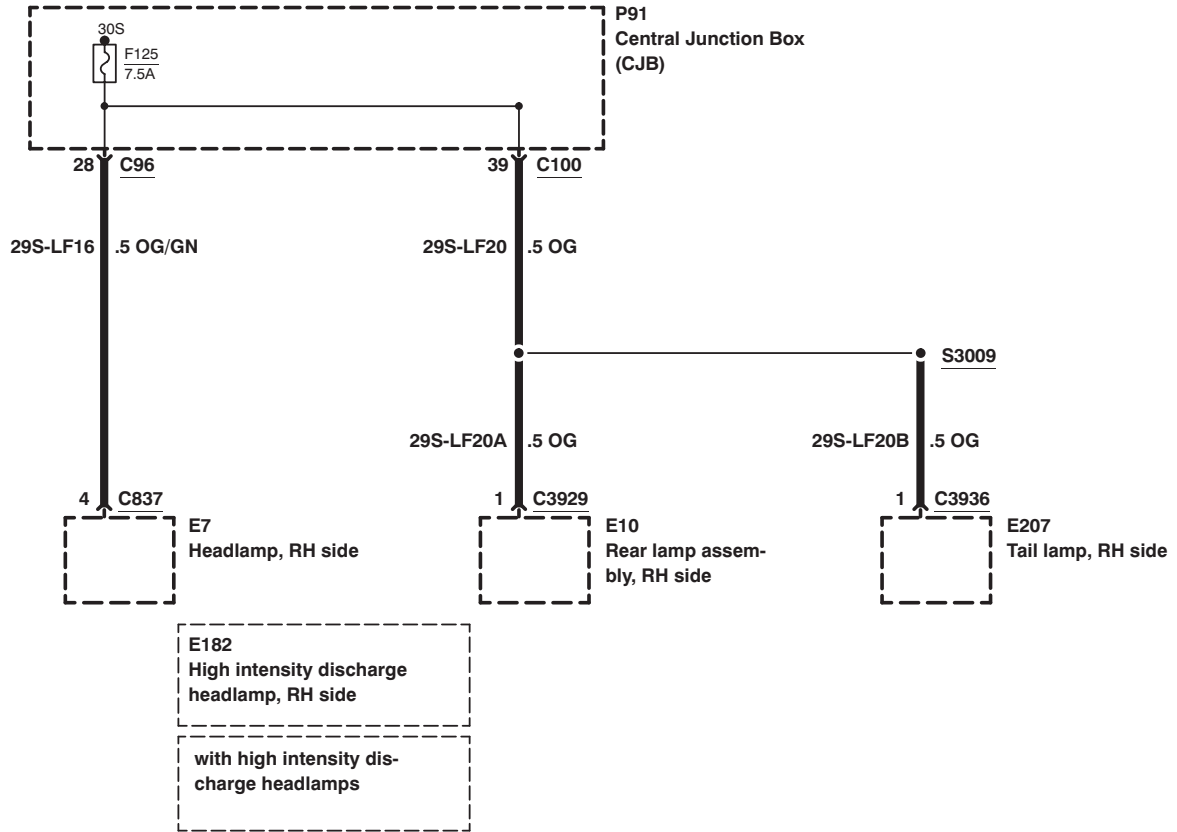
Fuse Details – F125, 4-door model



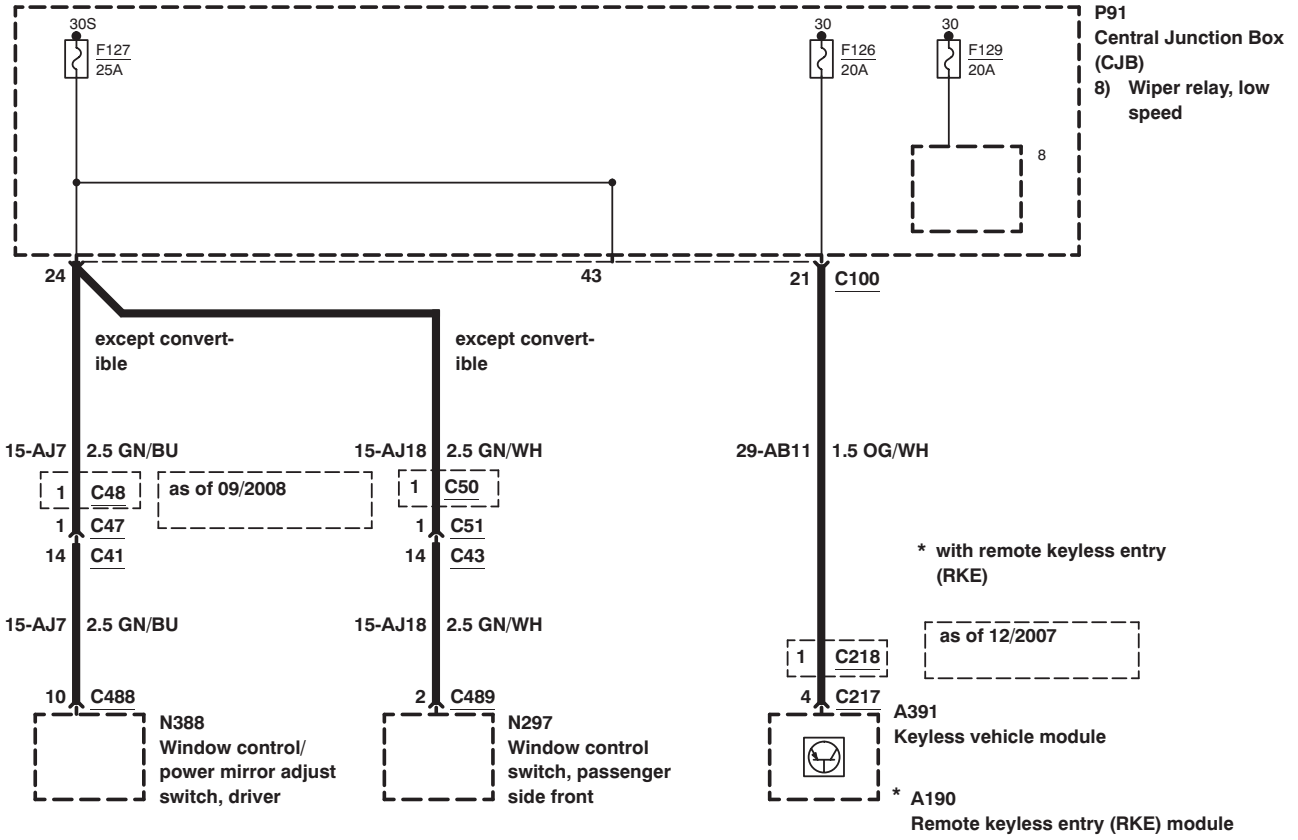
Fuse Details – F125, wagon



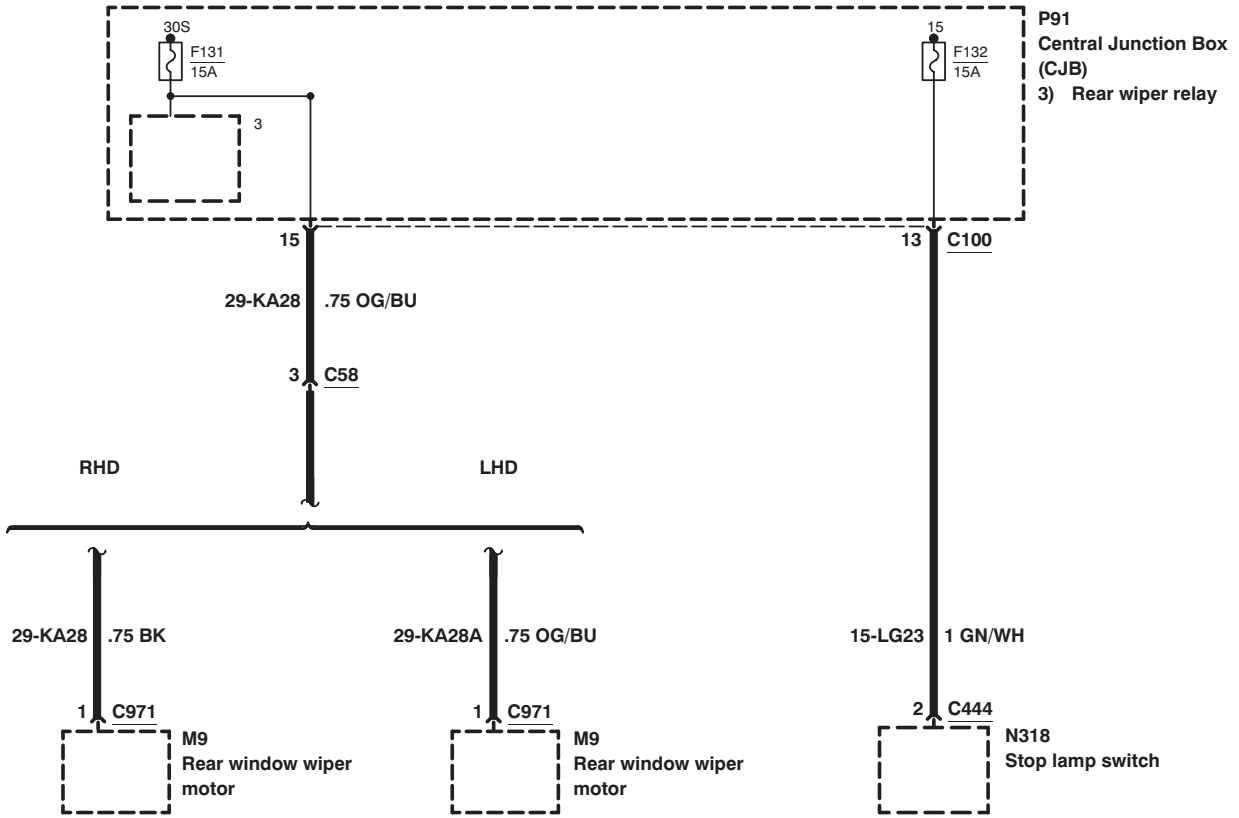
Fuse Details – F125, convertible



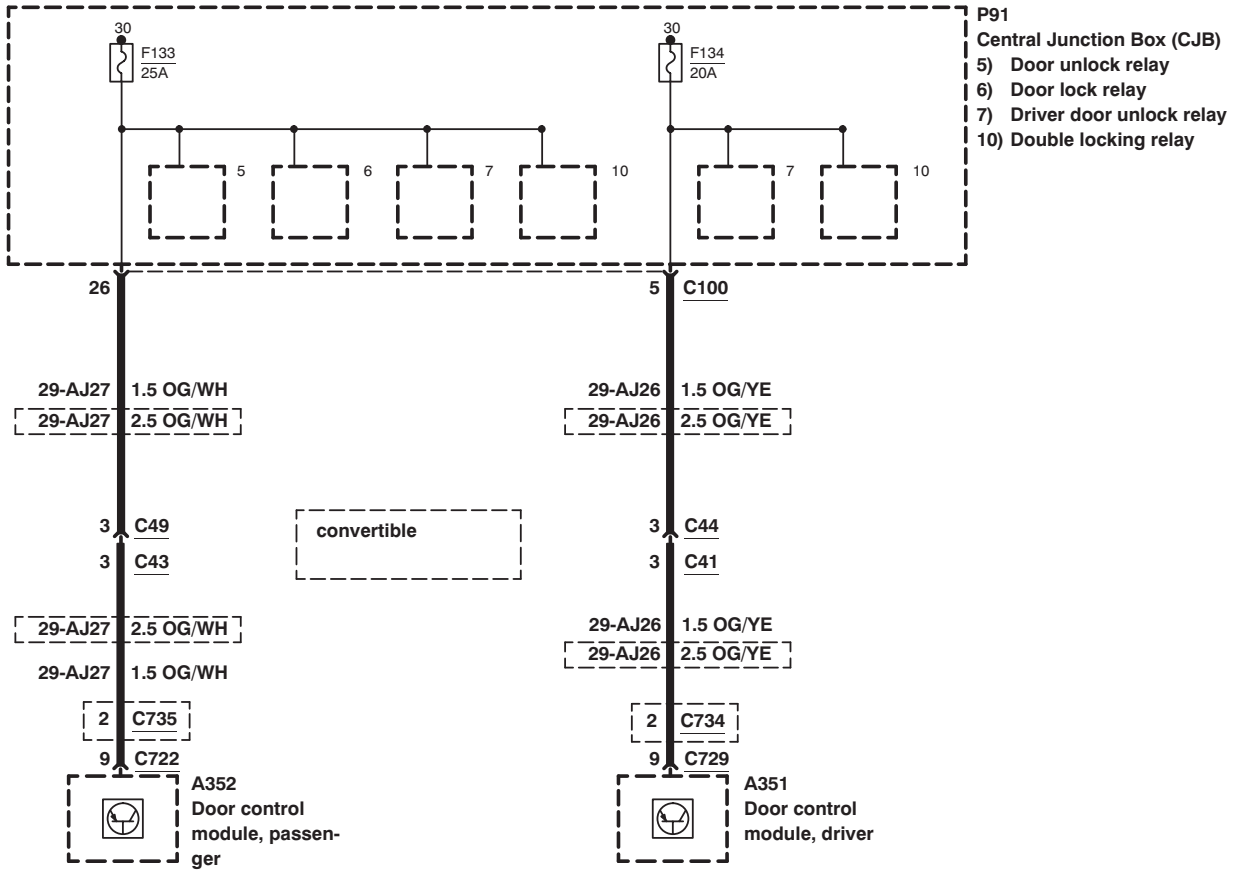
Fuse Details – F126, F127, F129



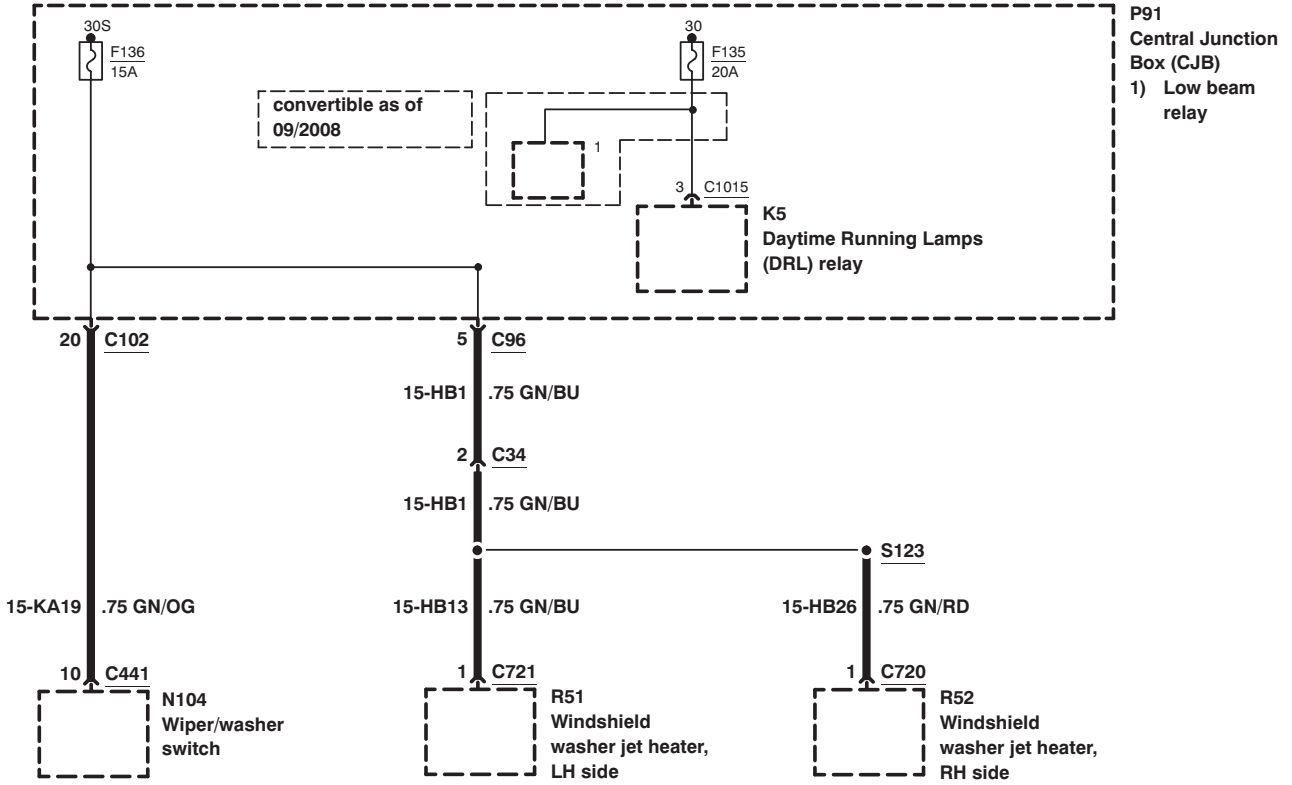
Fuse Details – F131, F132



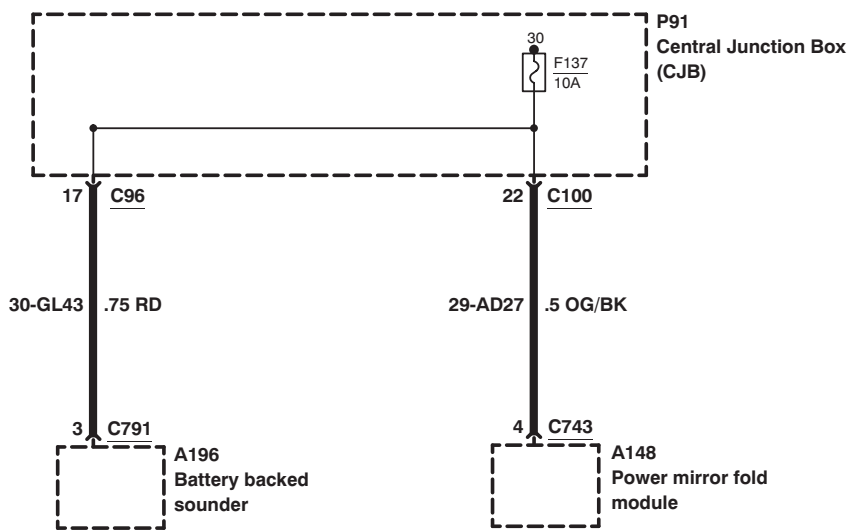
Fuse Details – F133, F134



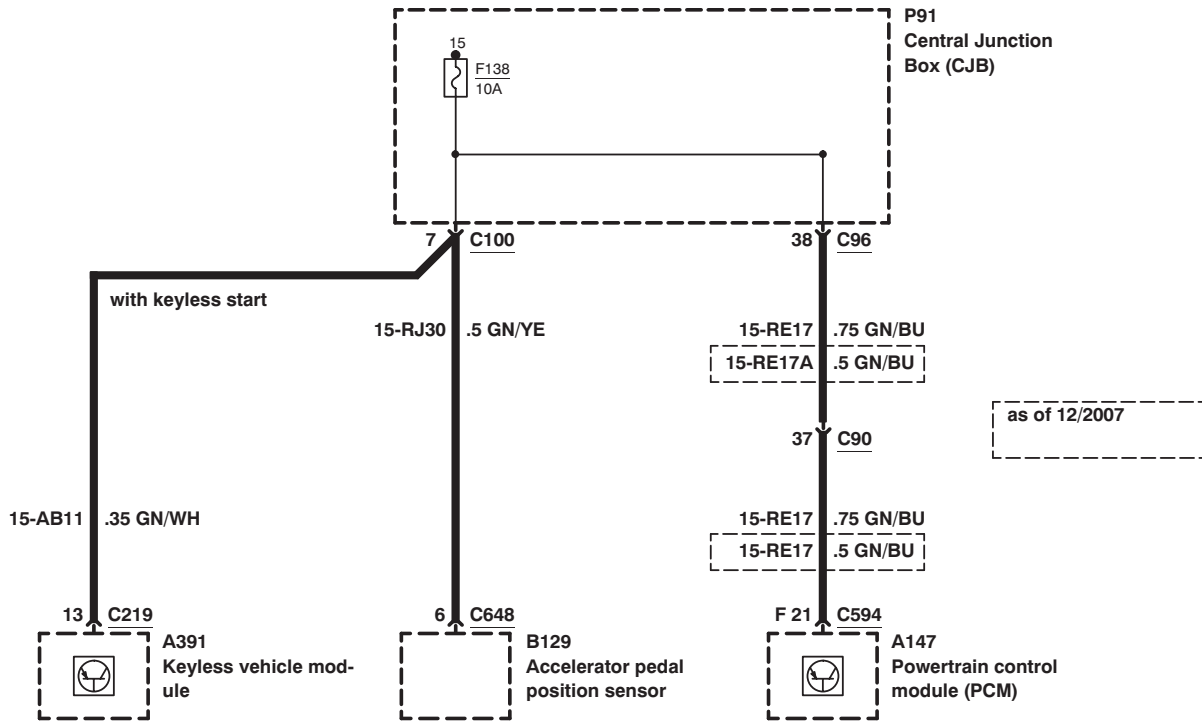
Fuse Details – F135, F136



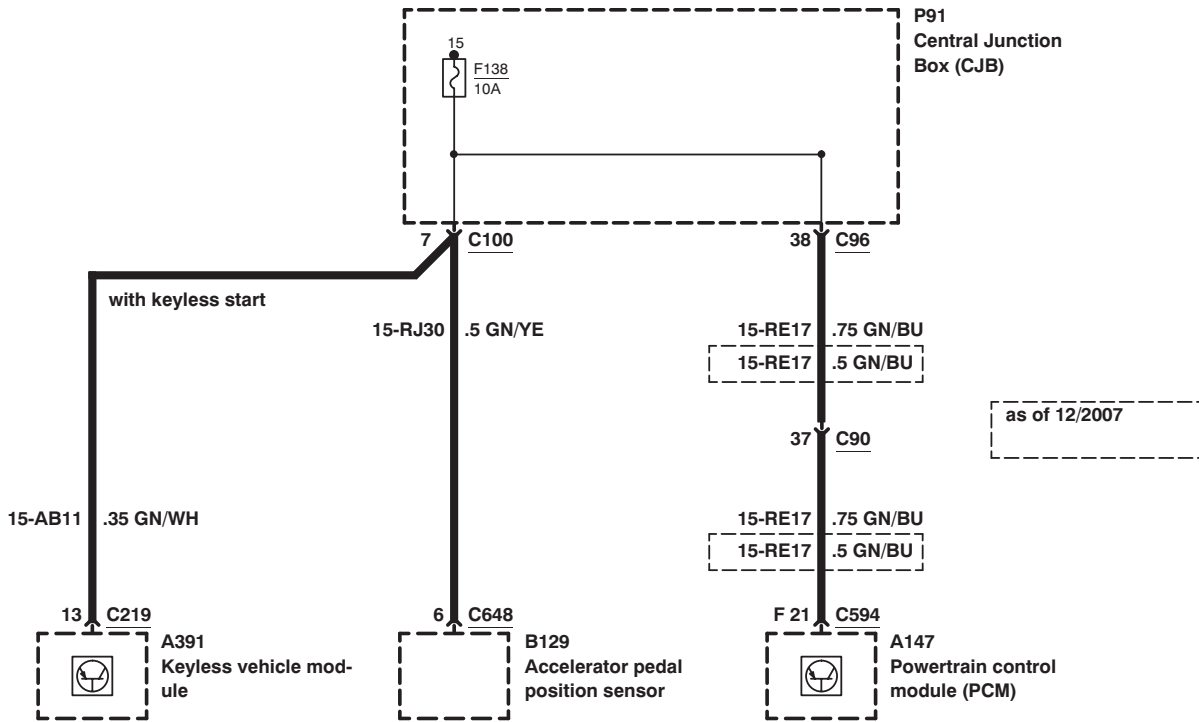
Fuse Details – F137



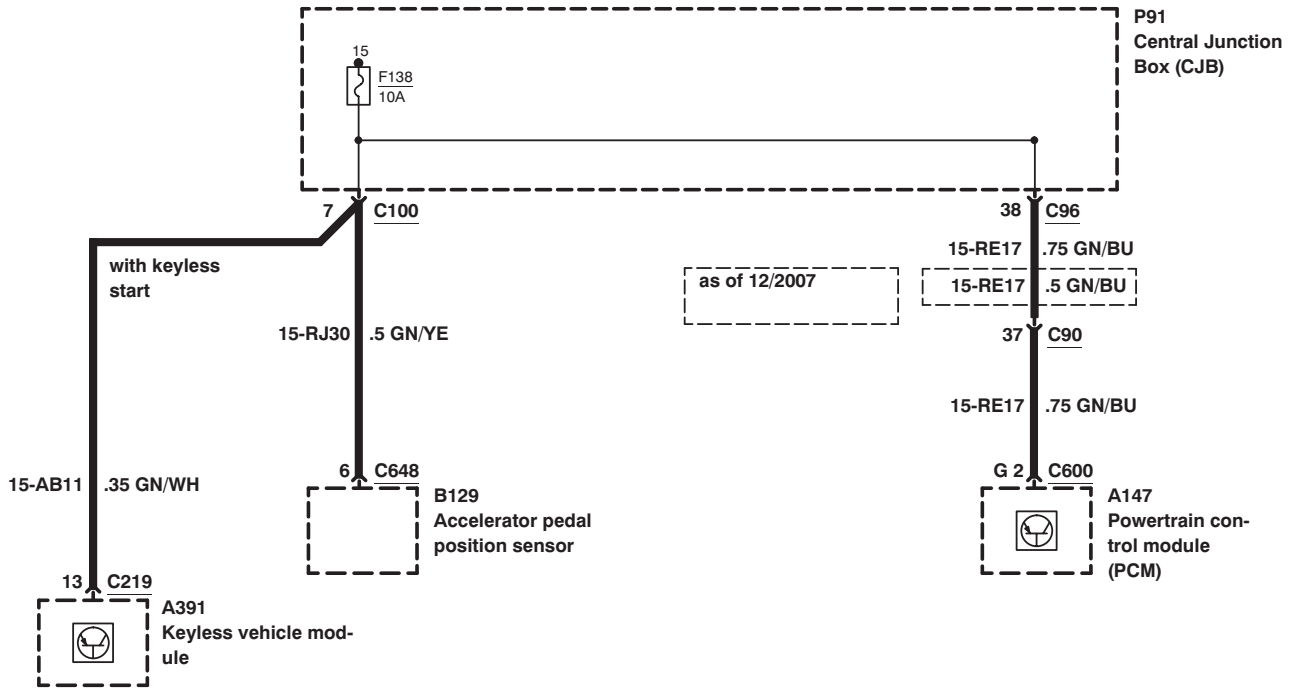
Fuse Details – F138, 1.4/1.6L Duratec–16V (Sigma)



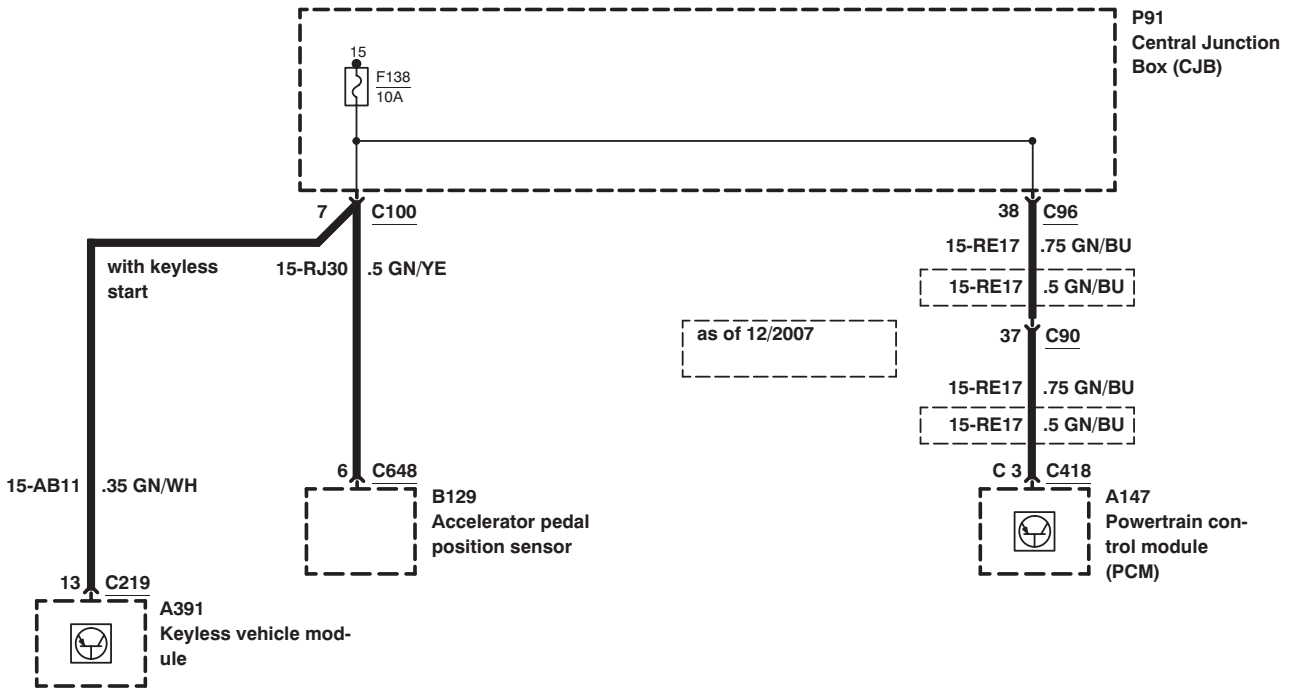
Fuse Details – F138, 1.6L Duratec–16V Ti–VCT (Sigma)



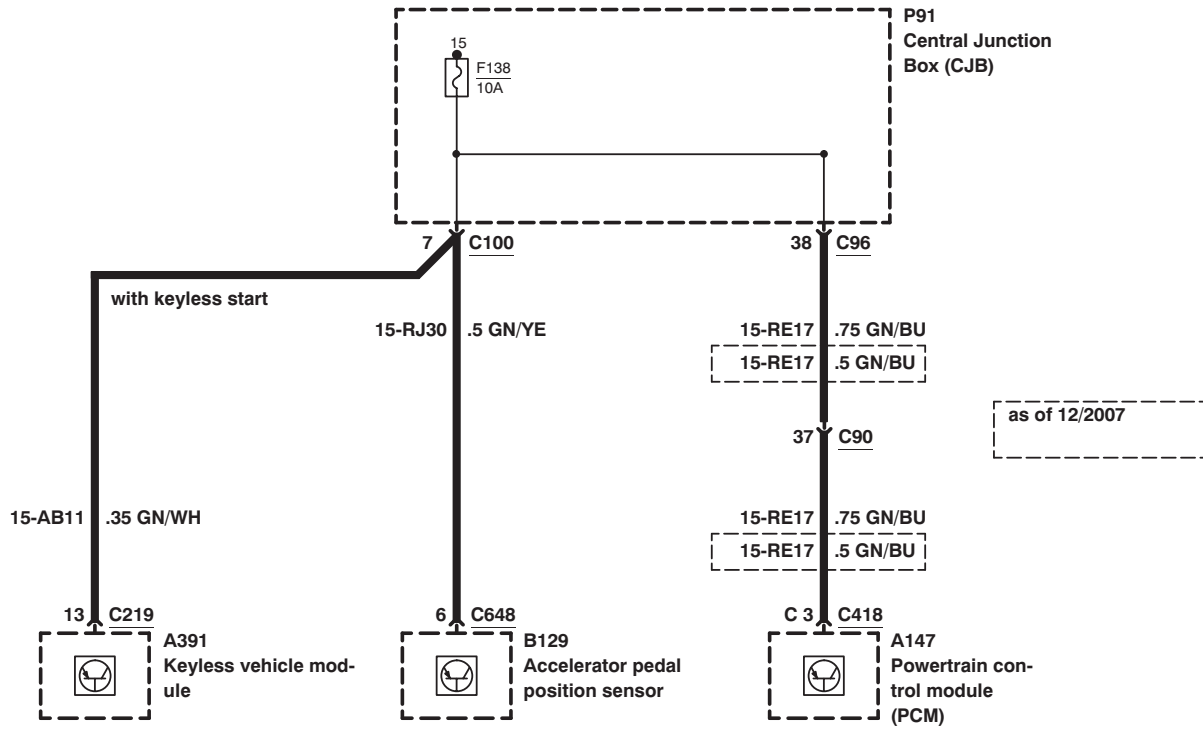
Fuse Details – F138, 1.8/2.0L Duratec–HE (MI4)



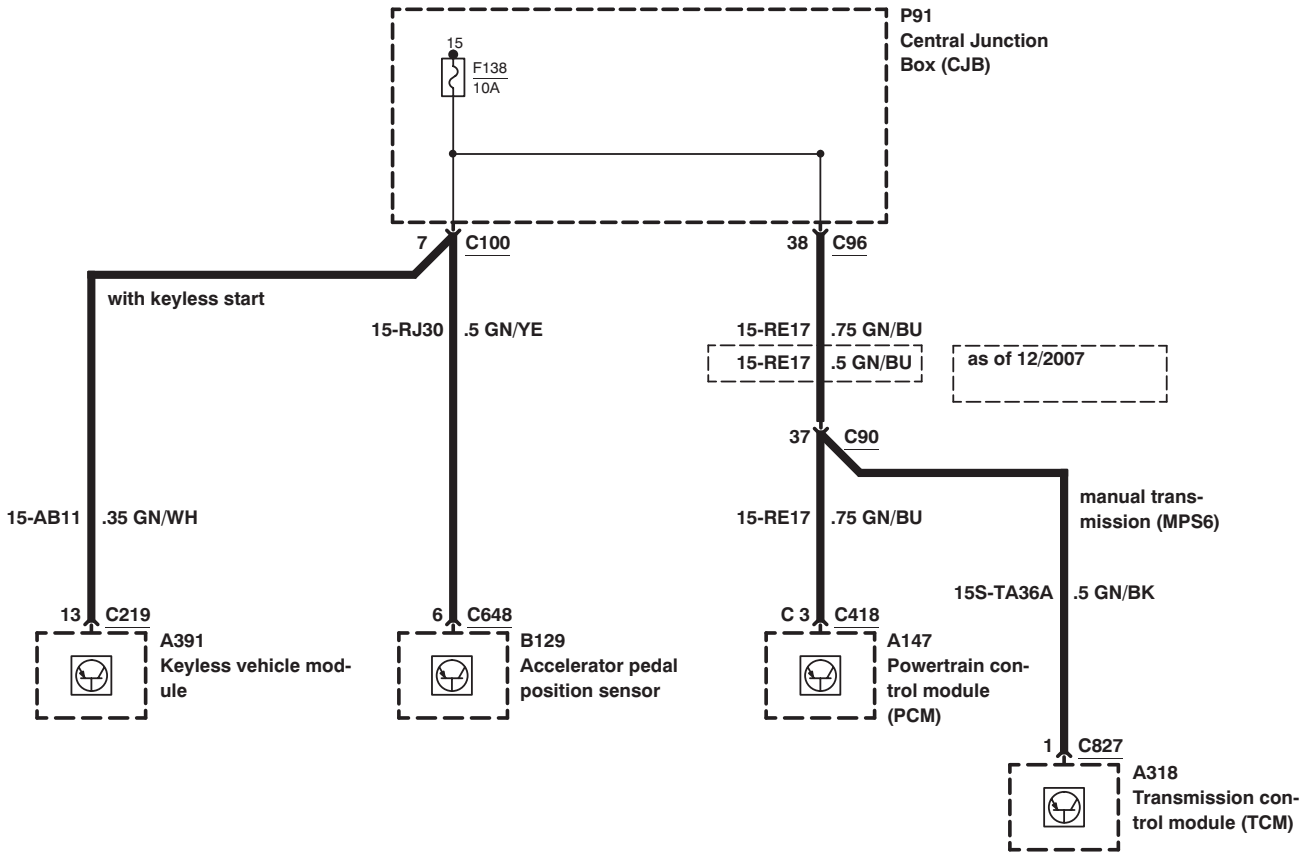
Fuse Details – F138, 1.6L Duratorq–TDCi (DV) Diesel



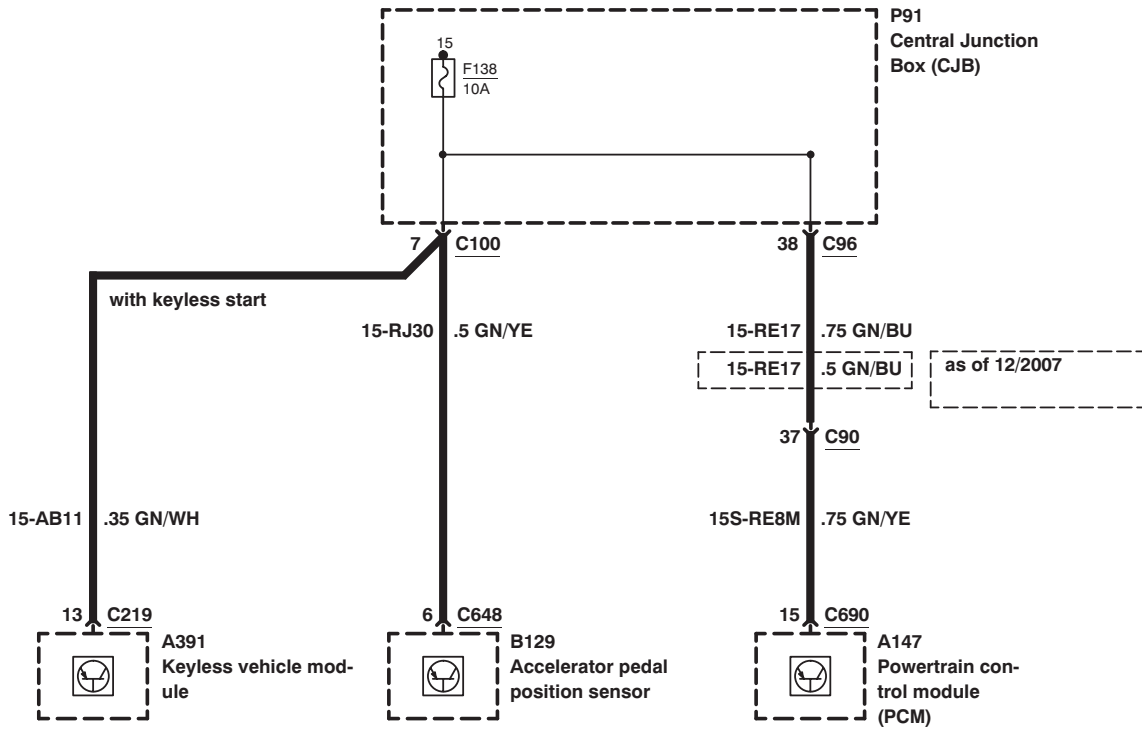
Fuse Details – F138, 1.8L Duratorq–TDCi (Kent) Diesel



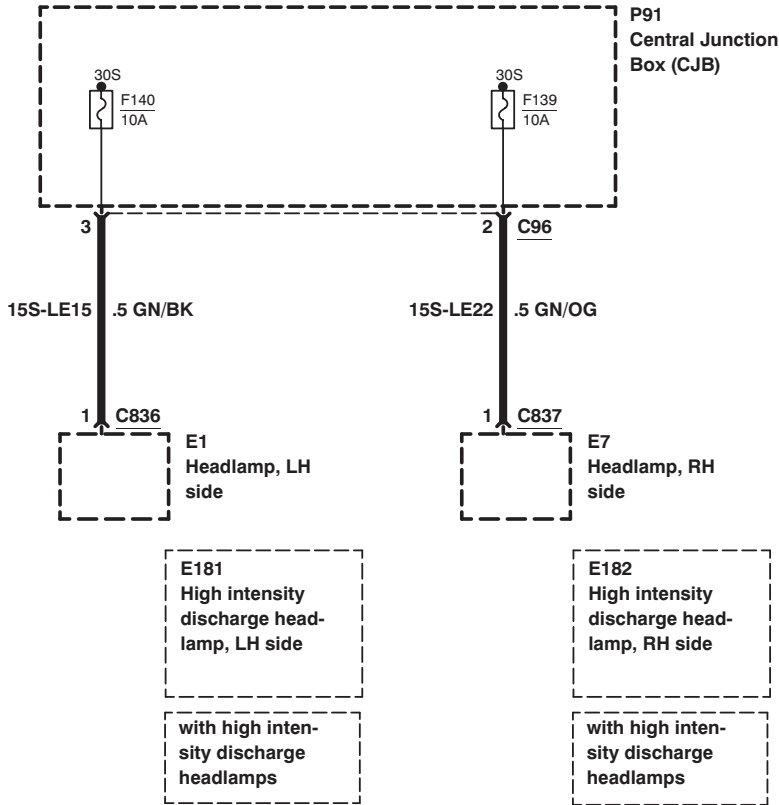
Fuse Details – F138, 2.0L Duratorq–TDCi (DW) Diesel



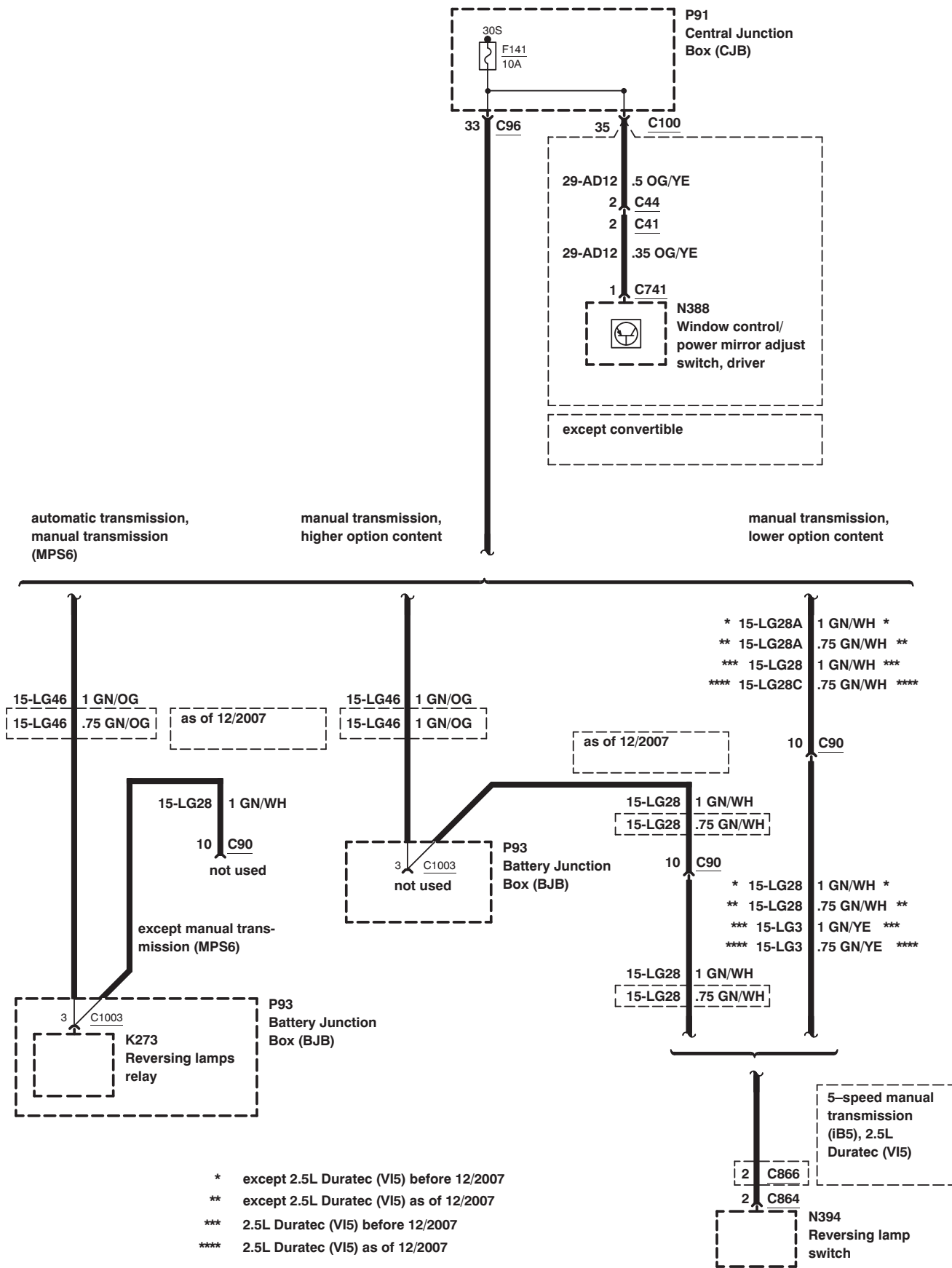
Fuse Details – F138, 2.5L Duratec (VI5)



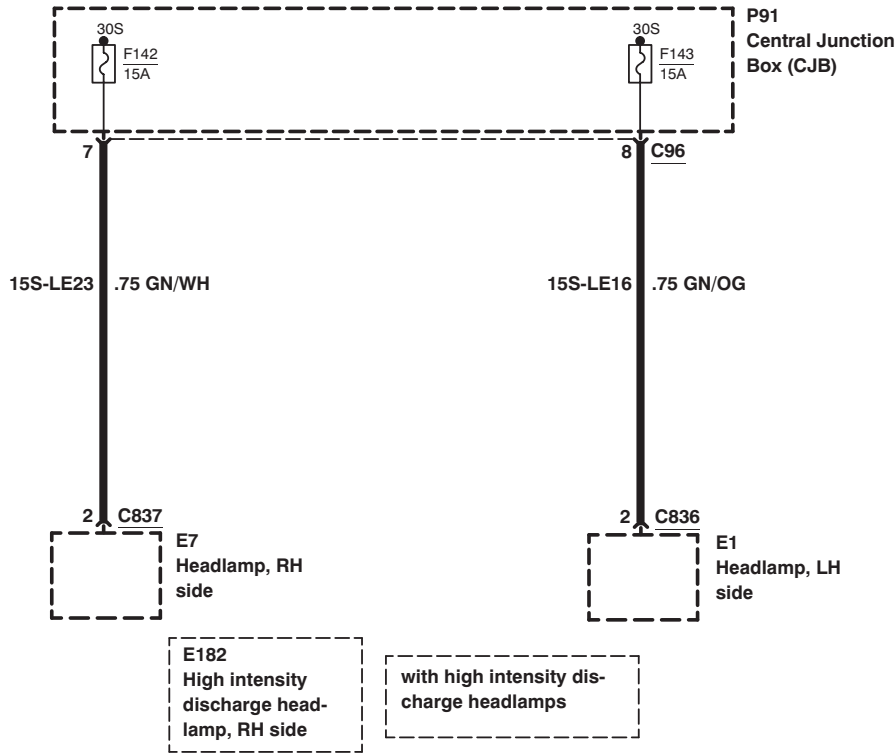
Fuse Details – F139, F140



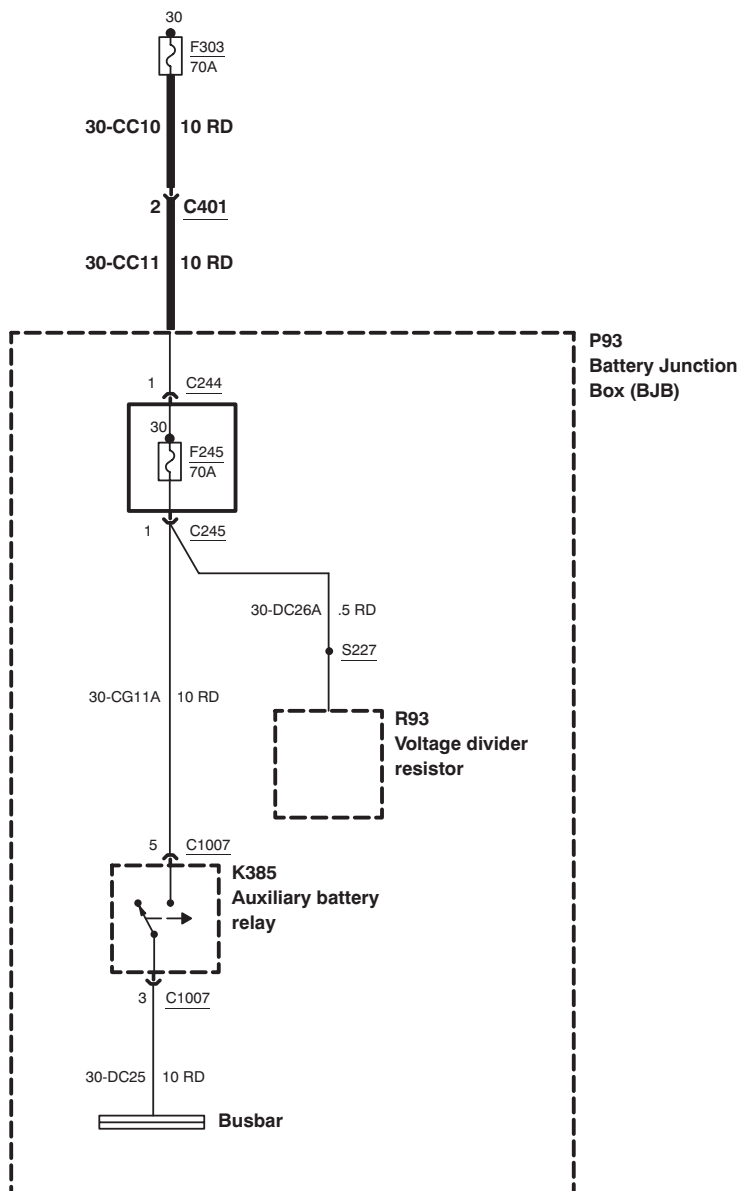
Fuse Details – F141



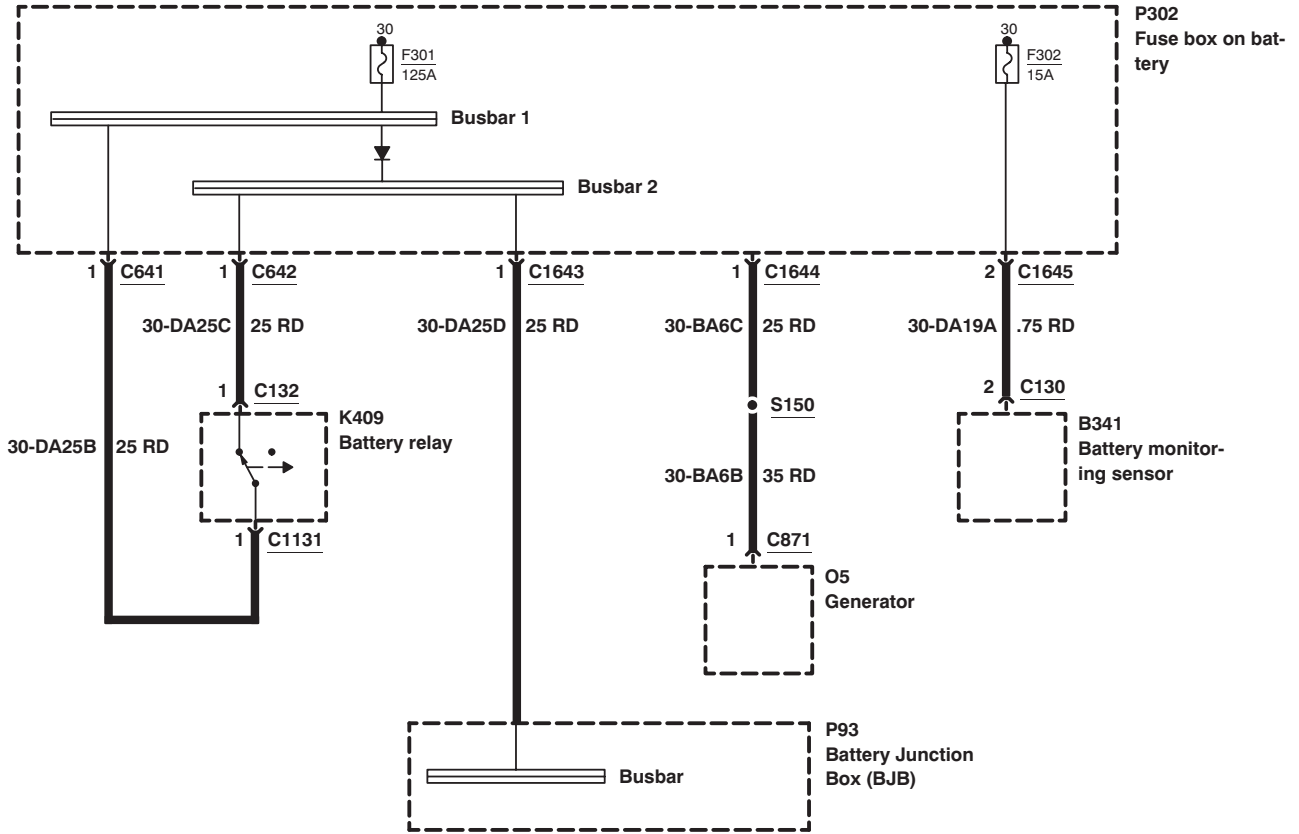
Fuse Details – F142, F143



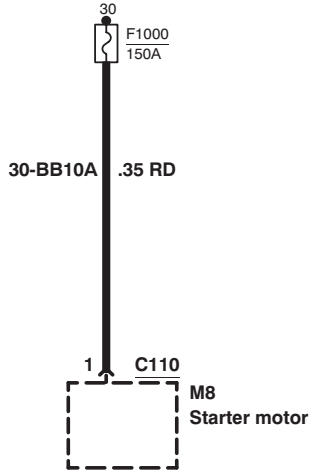
Fuse Details – F245, F303



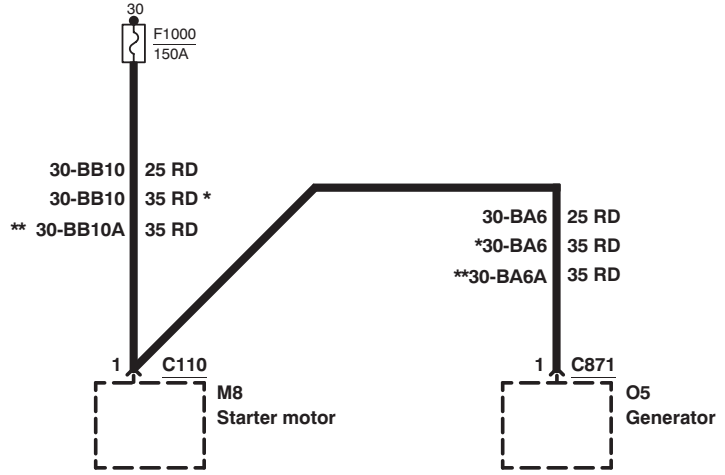
Fuse Details – F301, F302



Fuse Details – F1000



1.6L Duratorq–TDCi (DV) Diesel,
with EConetic II, with start–stop
system



* Diesel engines, except 1.6L
Duratorq–TDCi (DV) Diesel

** 1.6L Duratorq–TDCi (DV) Diesel

Ground Distribution

Ground Distribution – G1, G8 -----	700-04-00-1
Ground Distribution – G6, with DVD navigation system with touch screen -----	700-04-00-2
Ground Distribution – G7 -----	700-04-00-3
Ground Distribution – G12, except Convertible, RHD, without global closing, without heated seats -----	700-04-00-7
Ground Distribution – G12 except Convertible, RHD, without global closing, with heated seats, before 12/2007 -----	700-04-00-8
Ground Distribution – G12 except Convertible, RHD, without global closing, with heated seats, as of 12/2007 -----	700-04-00-9
Ground Distribution – G12, except Convertible, RHD, with global closing, before 12/2007 -----	700-04-00-10
Ground Distribution – G12, except Convertible, RHD, with global closing, as of 12/2007 -----	700-04-00-11
Ground Distribution – G12, convertible, RHD, before 12/2007 -----	700-04-00-14
Ground Distribution – G12, convertible, RHD, as of 12/2007 -----	700-04-00-15
Ground Distribution – G19 -----	700-04-00-16
Ground Distribution – G20, G39 -----	700-04-00-17
Ground Distribution – G20, G39 -----	700-04-00-18
Ground Distribution – G20 -----	700-04-00-19
Ground Distribution – G31 -----	700-04-00-20
Ground Distribution – G31 -----	700-04-00-21
Ground Distribution – G37 -----	700-04-00-22
Ground Distribution – G45, except convertible, RHD, before 12/2007 -----	700-04-00-26
Ground Distribution – G45, except convertible, RHD, as of 12/2007 -----	700-04-00-27
Ground Distribution – G45, convertible, RHD, before 12/2007 -----	700-04-00-29
Ground Distribution – G45, convertible, RHD, as of 12/2007 -----	700-04-00-30
Ground Distribution – G53, except convertible, RHD, without global closing -----	700-04-00-36
Ground Distribution – G53, except convertible, RHD, with global closing, with keyless start -----	700-04-00-37
Ground Distribution – G53, except convertible, RHD, with remote keyless entry (RKE) -----	700-04-00-38
Ground Distribution – G53, convertible, RHD, with Keyless start -----	700-04-00-41
Ground Distribution – G53, convertible, RHD, with remote keyless entry (RKE) -----	700-04-00-42

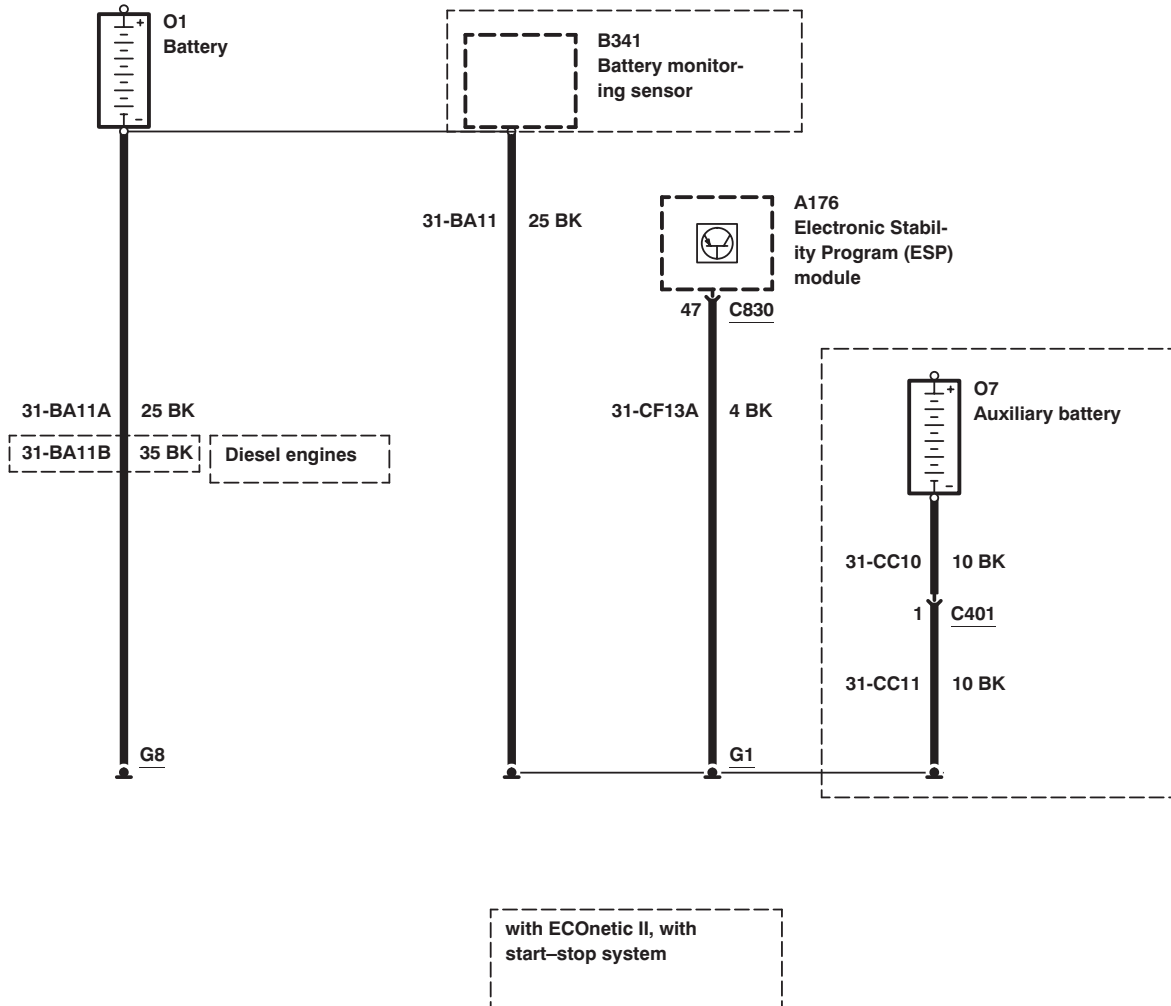
Ground Distribution

Ground Distribution – G55, without Electronic Stability Program (ESP) -----	700-04-00-43
Ground Distribution – G55, with Electronic Stability Program (ESP) -----	700-04-00-44
Ground Distribution – G56 -----	700-04-00-45
Ground Distribution – G57, 1.6L Duratorq – TDCi (DV) Diesel -----	700-04-00-46
Ground Distribution – G57, 1.8L Duratorq – TDCi (Kent) Diesel -----	700-04-00-47
Ground Distribution – G57, 2.0L Duratorq – TDCi (DW) Diesel -----	700-04-00-48
Ground Distribution – G57, 2.5L Duratec (VI5) -----	700-04-00-49
Ground Distribution – G58 -----	700-04-00-50
Ground Distribution – G63 -----	700-04-00-51
Ground Distribution – G68, 1.4/1.6L Duratec – 16V (Sigma) -----	700-04-00-52
Ground Distribution – G68, 1.6L Duratec – 16V Ti – VCT (Sigma) -----	700-04-00-53
Ground Distribution – G68, 1.8/2.0L Duratec – HE (MI4) -----	700-04-00-54
Ground Distribution G70, 3 – door model/5 – door model -----	700-04-00-55
Ground Distribution – G70, 4 – door model -----	700-04-00-56
Ground Distribution – G70, wagon -----	700-04-00-57
Ground Distribution – G70, convertible -----	700-04-00-58
Ground Distribution – G70 -----	700-04-00-59
Ground Distribution – G72 -----	700-04-00-60
Ground Distribution – G74, G78, 1.4/1.6L Duratec – 16V (Sigma), 1.6L Duratec – 16V Ti – VCT (Sigma) -----	700-04-00-61
Ground Distribution – G74, G78, 1.8/2.0L Duratec – HE (MI4), 2.5L Duratec – (VI5) -----	700-04-00-62
Ground Distribution – G74, G78, 1.6L Duratorq – TDCi (DV) Diesel -----	700-04-00-63
Ground Distribution – G74, G78, 1.8L Duratorq – TDCi (Kent) Diesel, 2.0L Duratorq – TDCi (DW) Diesel -----	700-04-00-64
Ground Distribution – G75, except convertible, RHD, without global closing -----	700-04-00-67
Ground Distribution – G75, 3 – door model, RHD, with global closing -----	700-04-00-68
Ground Distribution – G75, except 3 – door model, RHD, with global closing -----	700-04-00-69
Ground Distribution – G75, convertible, RHD -----	700-04-00-72

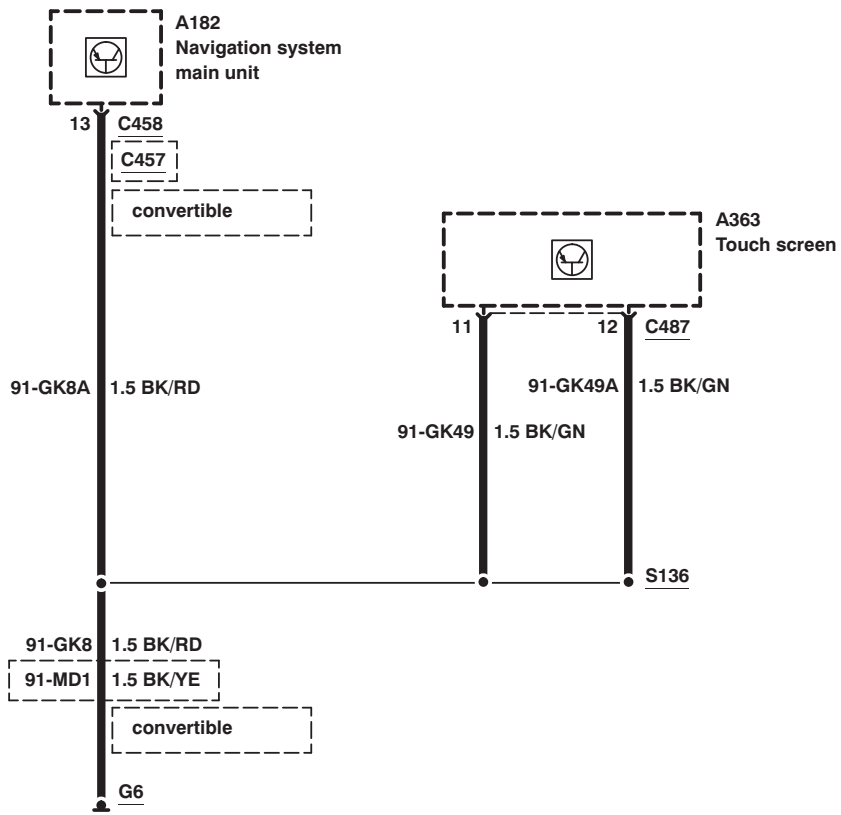
Ground Distribution

Ground Distribution – G77, 3 – door model/5 – door model -----	700-04-00-73
Ground Distribution – G77, 3 – door model/5 – door model -----	700-04-00-74
Ground Distribution – G77, 4 – door model -----	700-04-00-75
Ground Distribution – G77, 4 – door model -----	700-04-00-76
Ground Distribution – G77, wagon -----	700-04-00-77
Ground Distribution – G77, wagon -----	700-04-00-78
Ground Distribution – G77, convertible -----	700-04-00-79
Ground Distribution – G77, convertible 7 – pin trailer socket -----	700-04-00-80
Ground Distribution – G77, convertible 13 – pin trailer socket -----	700-04-00-81
Ground Distribution – G100 -----	700-04-00-82
Ground Distribution – G101 -----	700-04-00-83

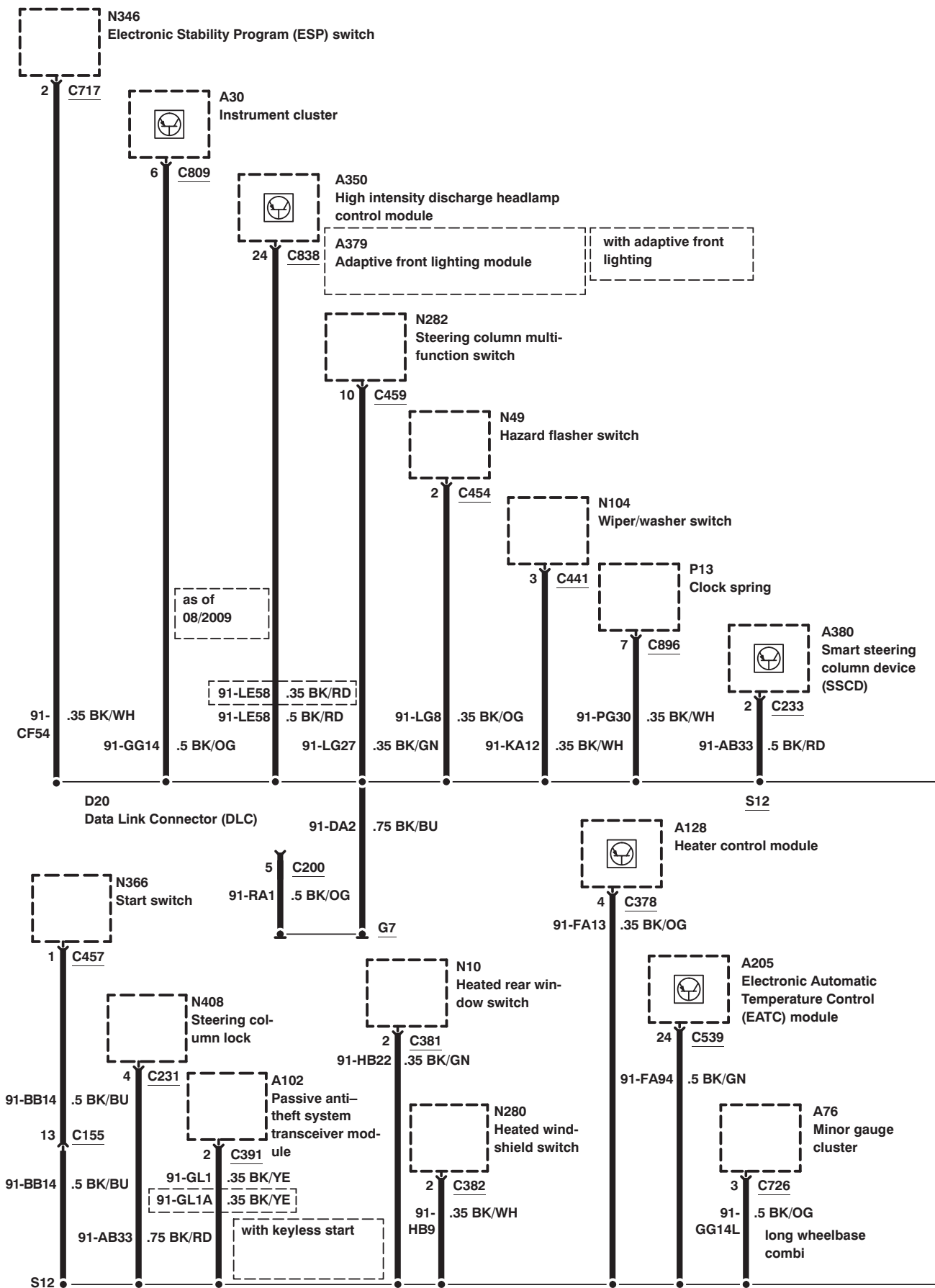
Ground Distribution – G1, G8



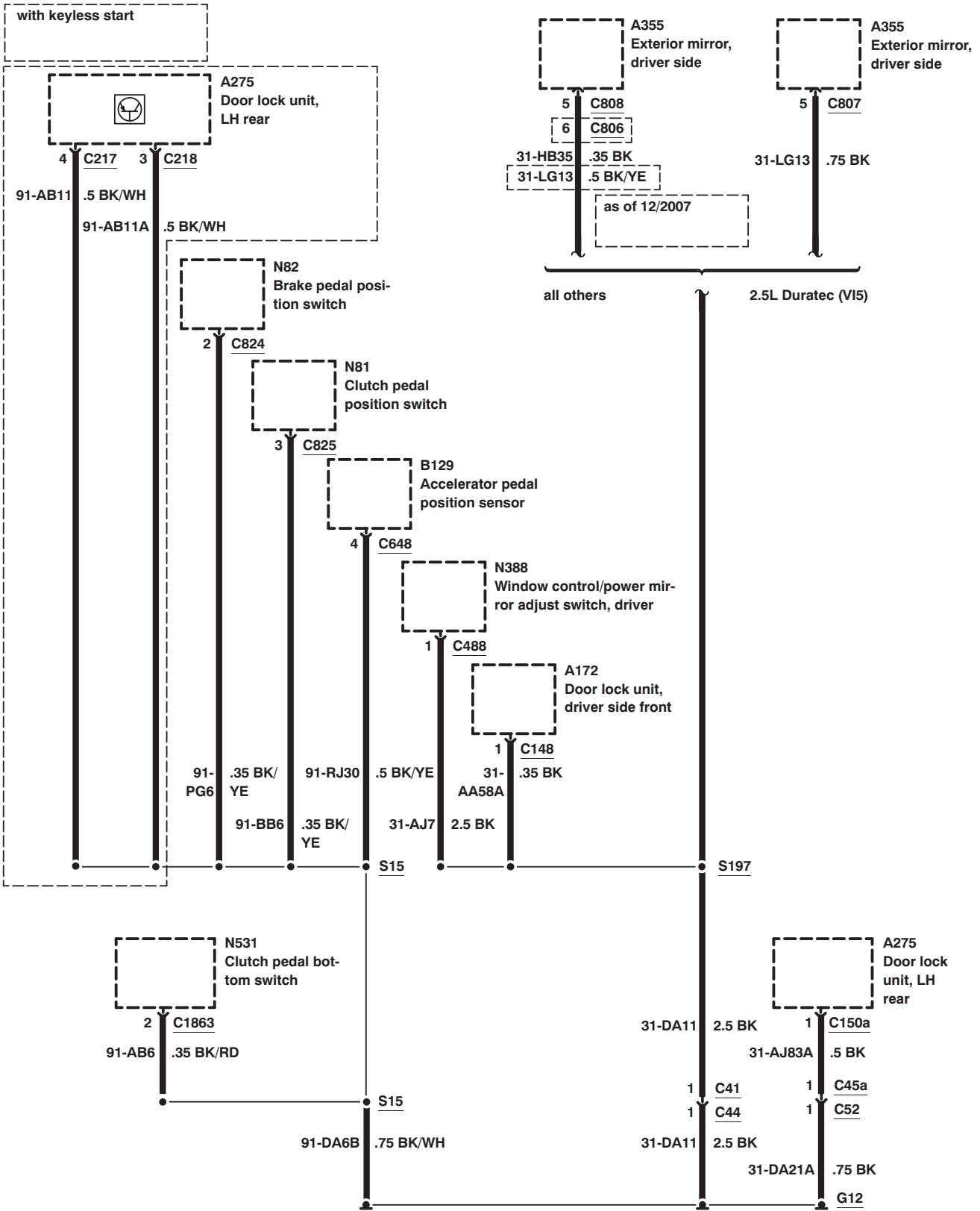
Ground Distribution – G6, with DVD navigation system with touch screen



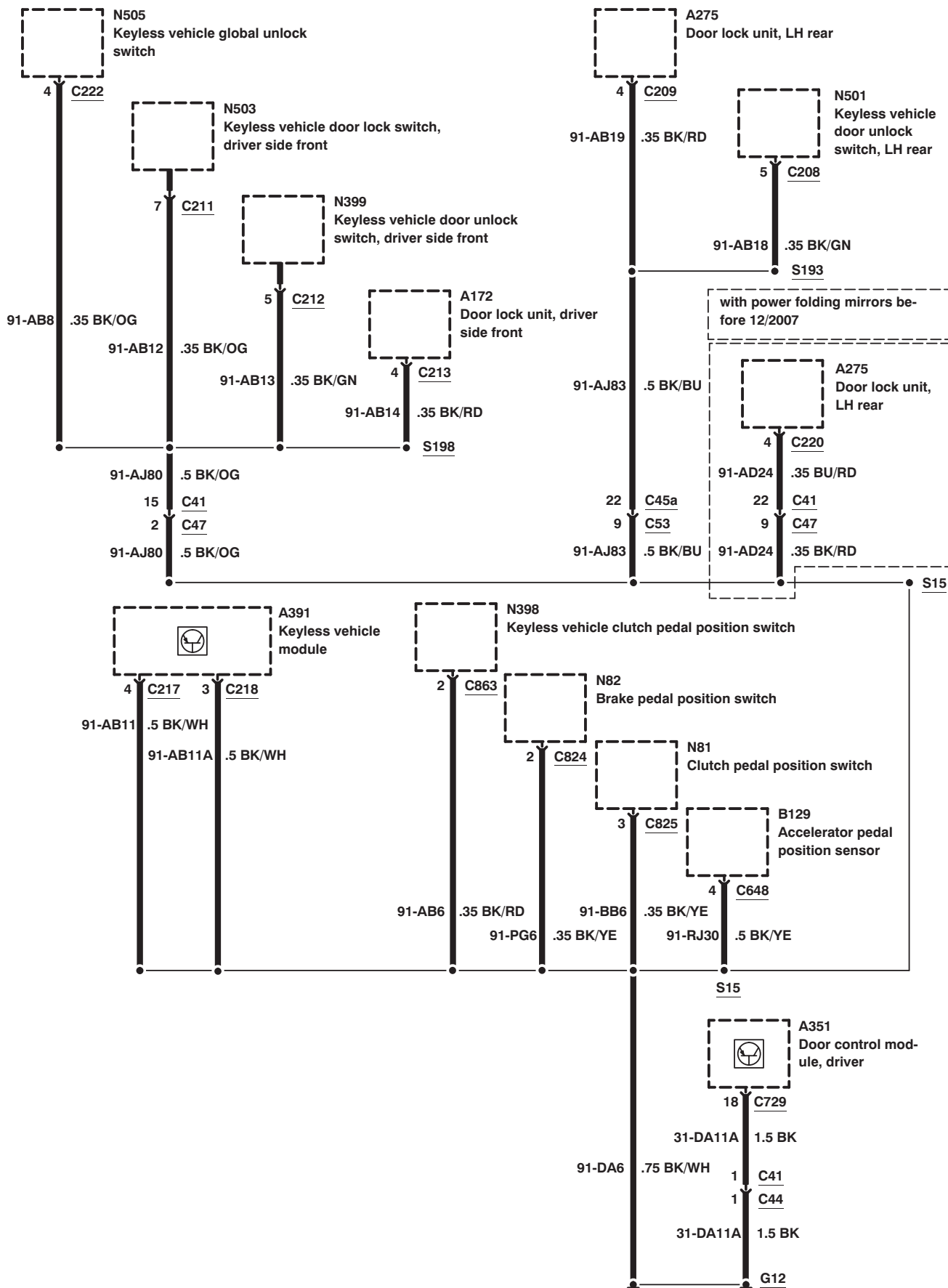
Ground Distribution – G7



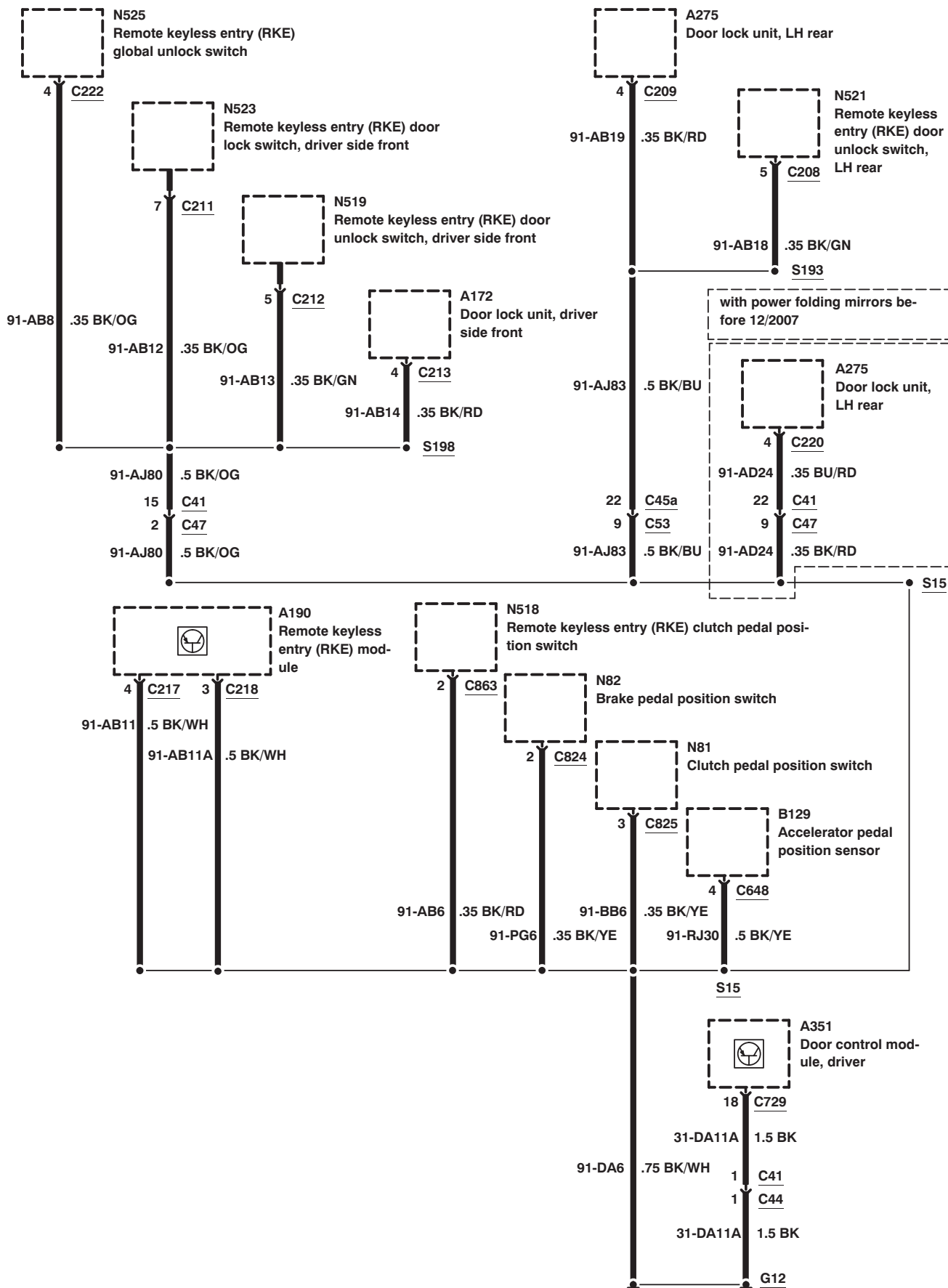
Ground Distribution – G12, except convertible, LHD, without global closing



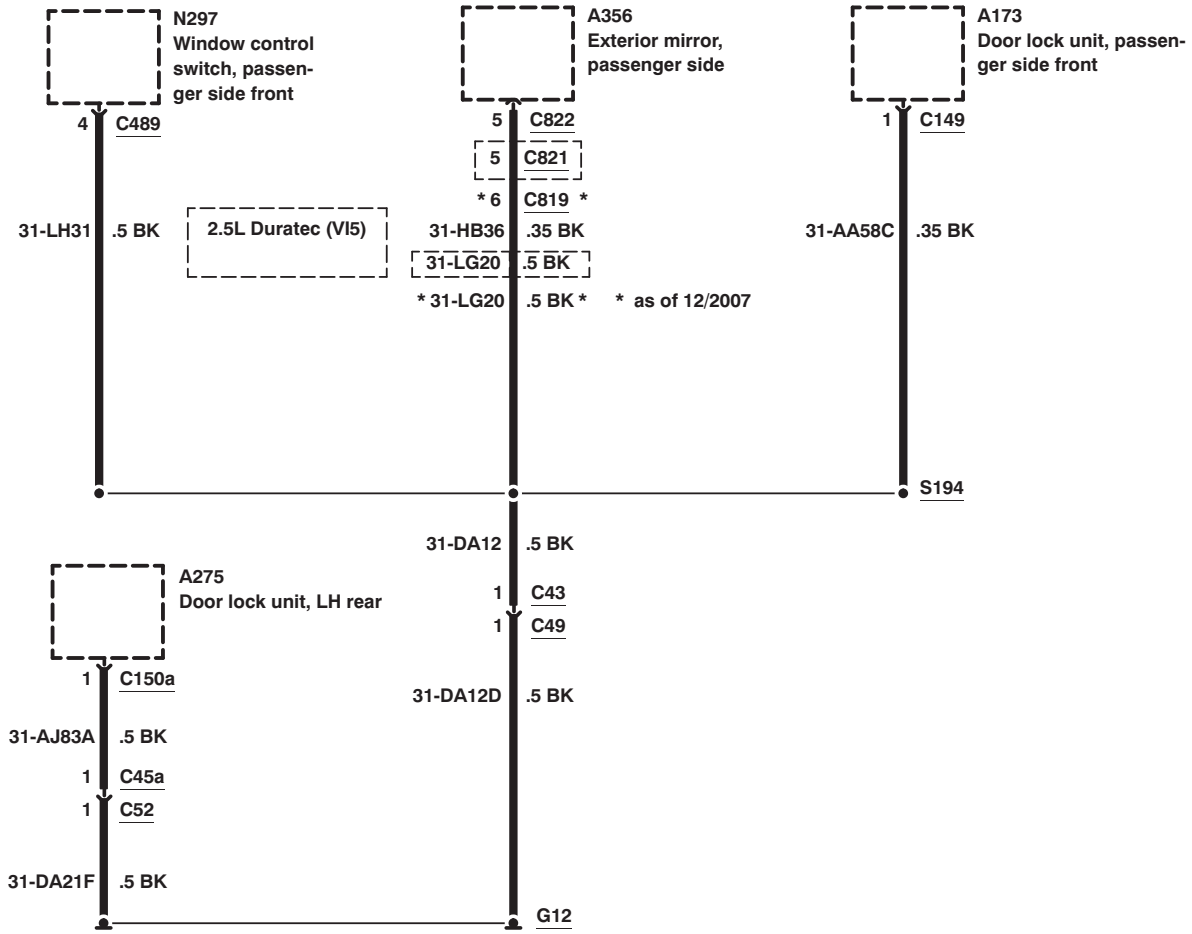
Ground Distribution – G12, except convertible, LHD, with global closing, with keyless start



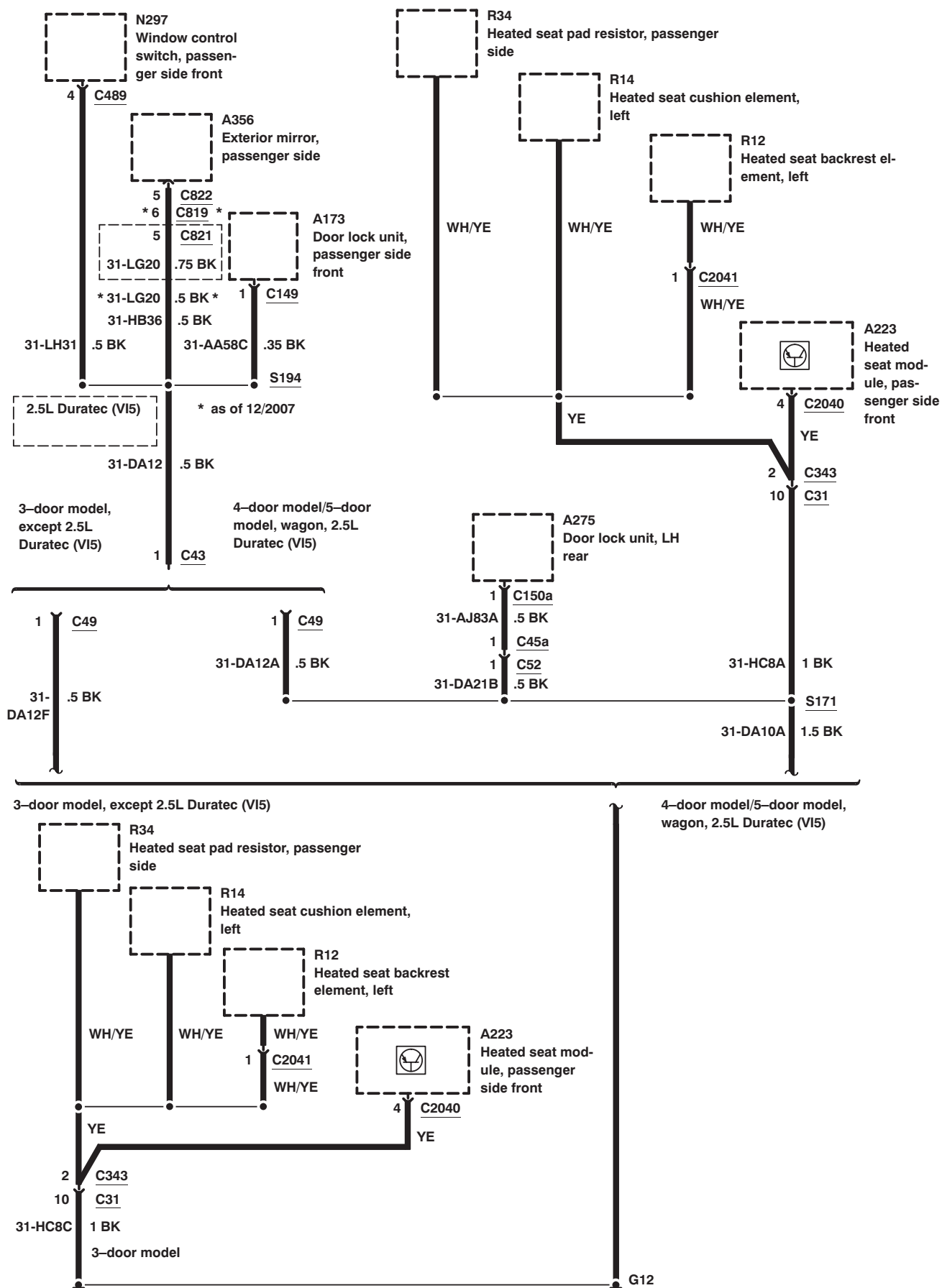
Ground Distribution – G12, except convertible, LHD, with global closing, with remote keyless entry (RKE)



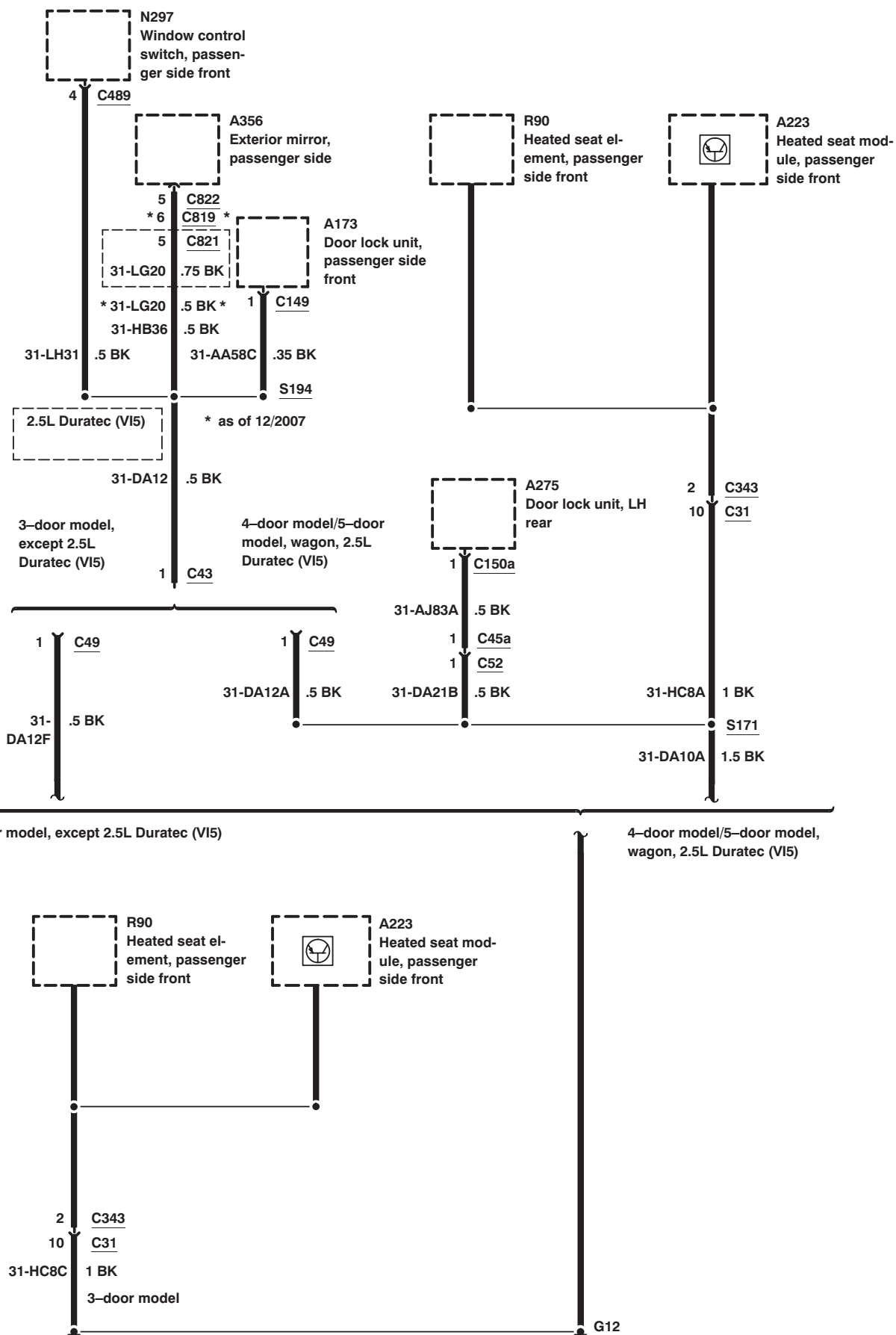
Ground Distribution – G12, except convertible, RHD, without global closing,
without heated seats



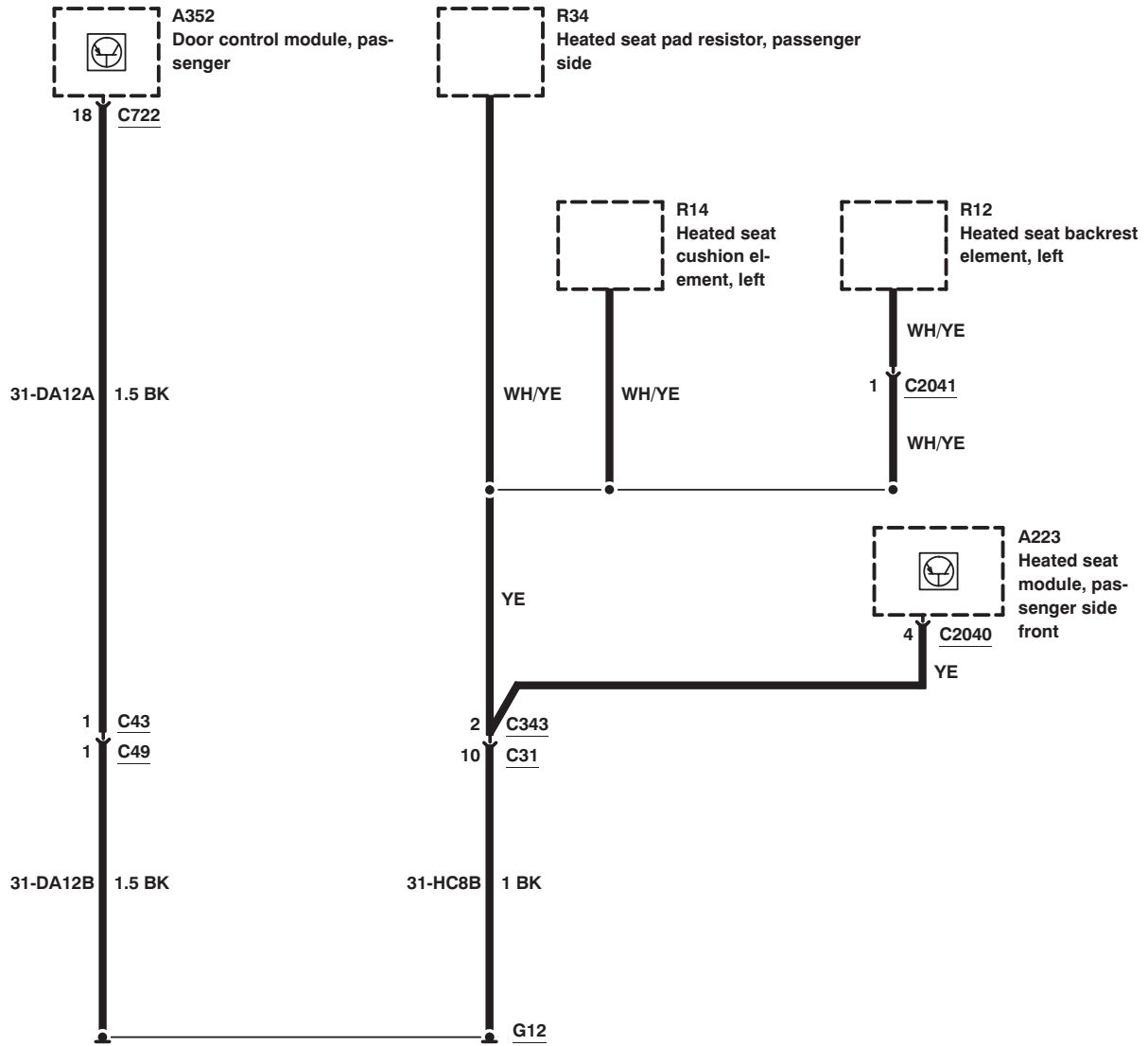
Ground Distribution – G12, except convertible, RHD, without global closing, with heated seats, before 12/2007



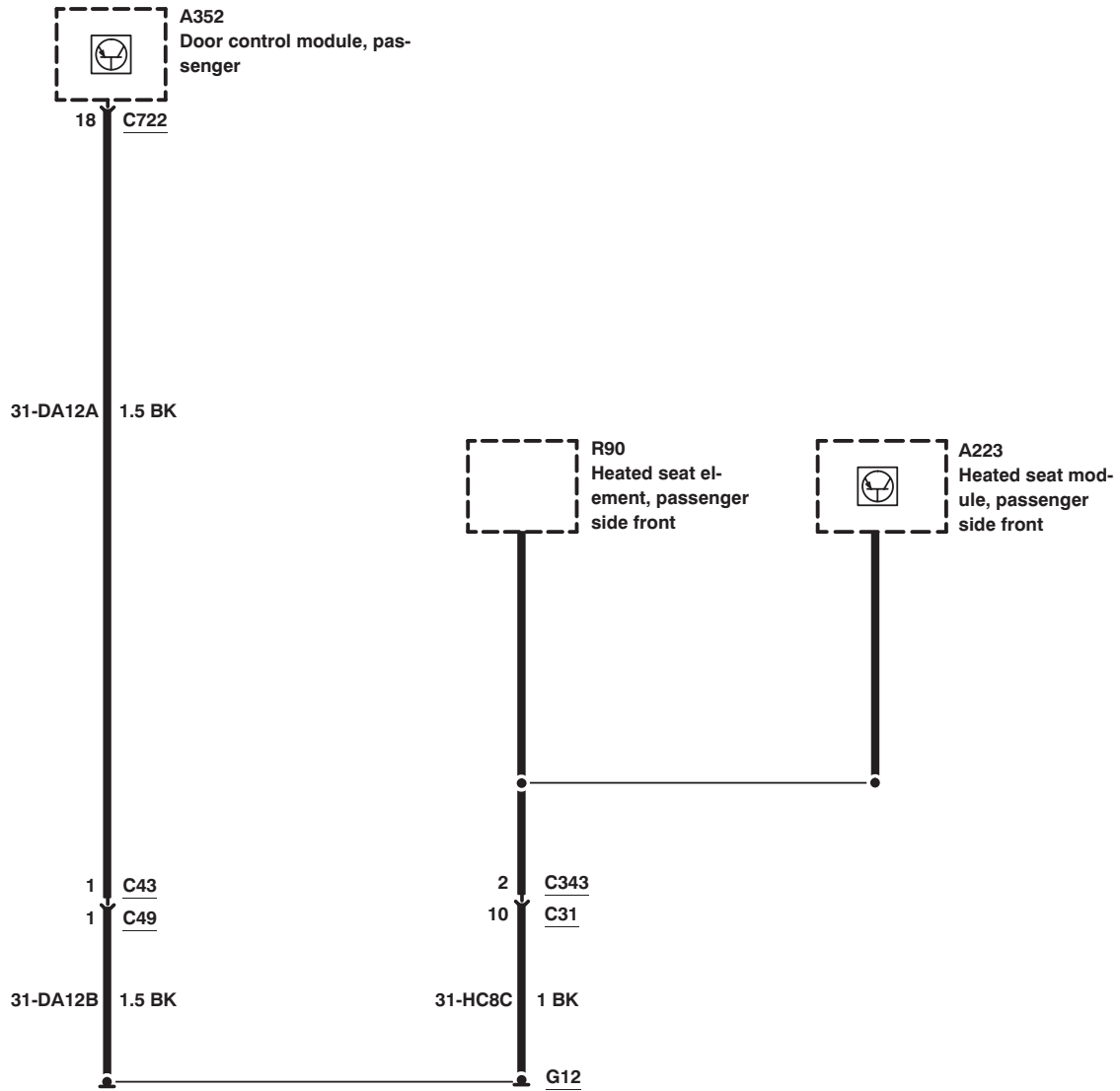
Ground Distribution – G12, except convertible, RHD, without global closing, with heated seats, as of 12/2007



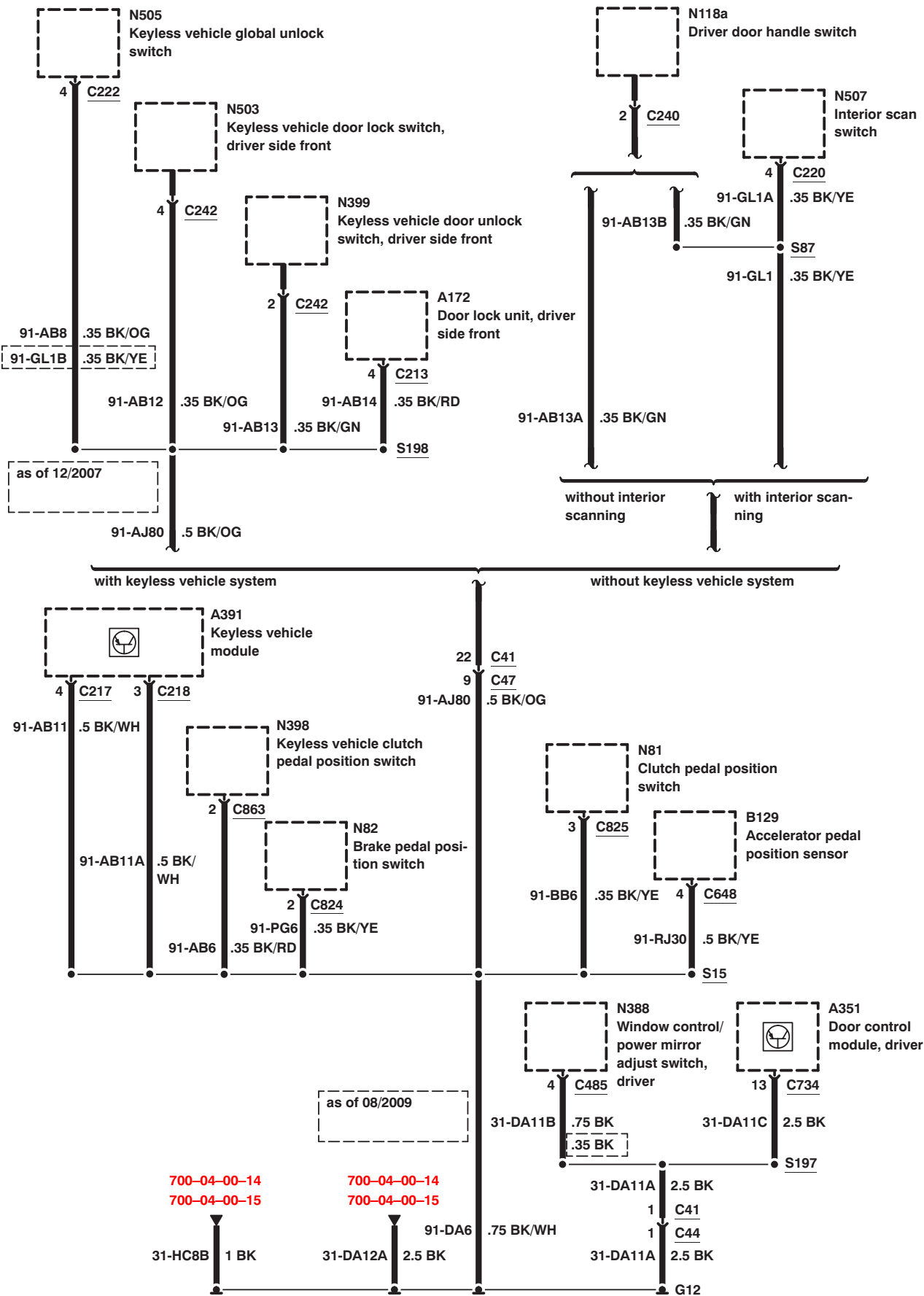
Ground Distribution – G12, except convertible, RHD, with global closing, before 12/2007



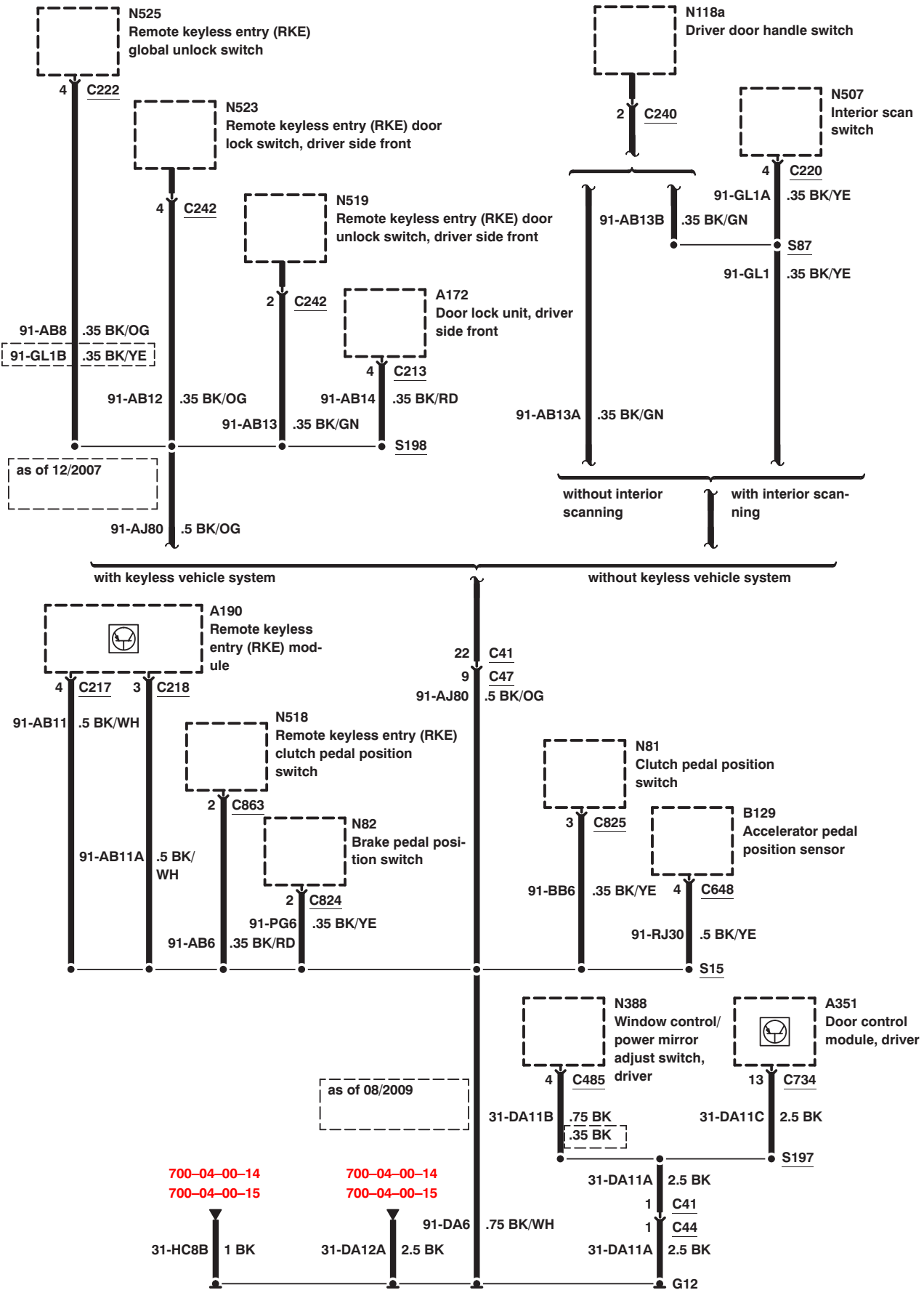
Ground Distribution – G12, except convertible, RHD, with global closing, as of 12/2007



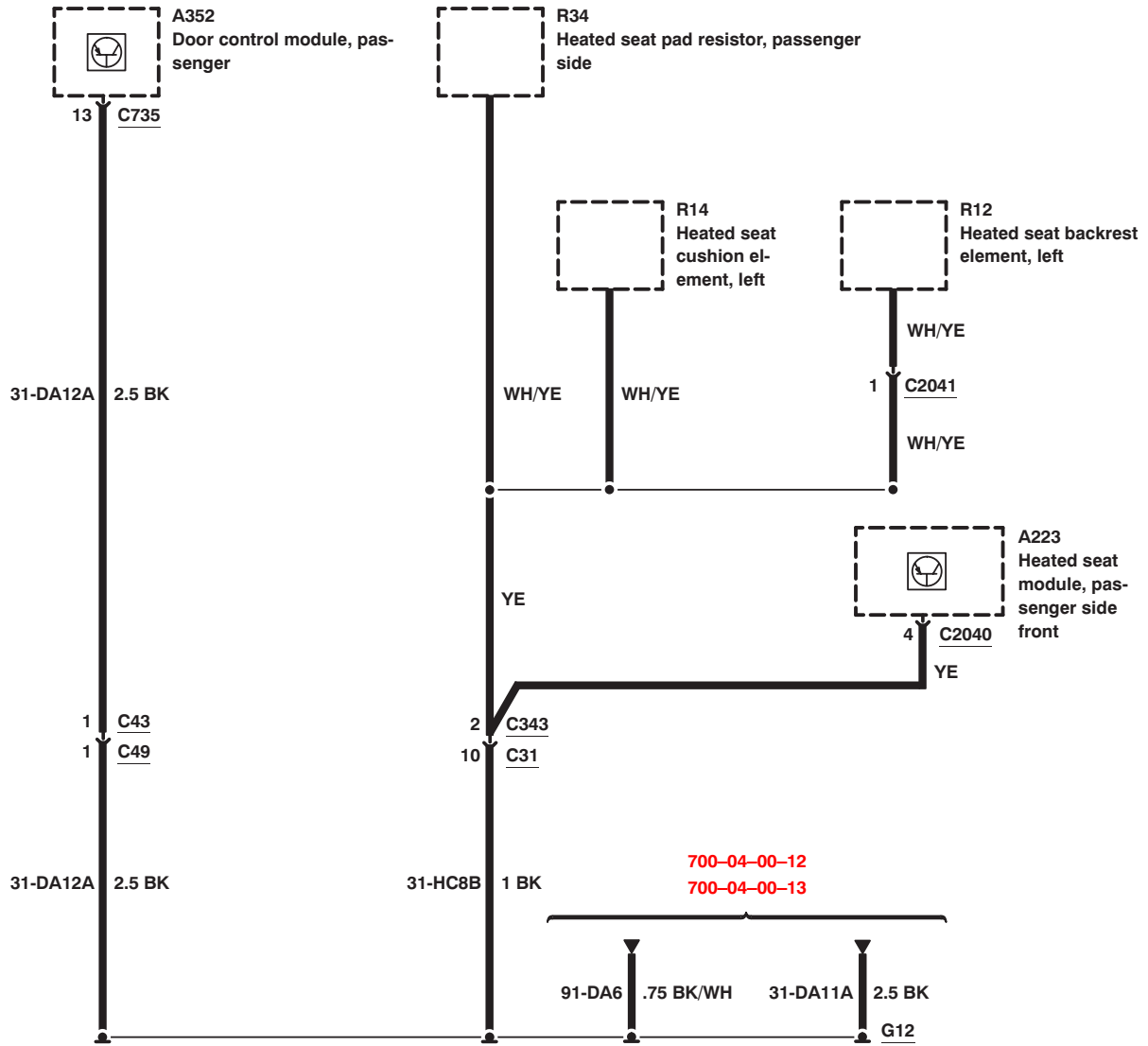
Ground Distribution – G12, convertible, LHD, with global closing, with keyless start



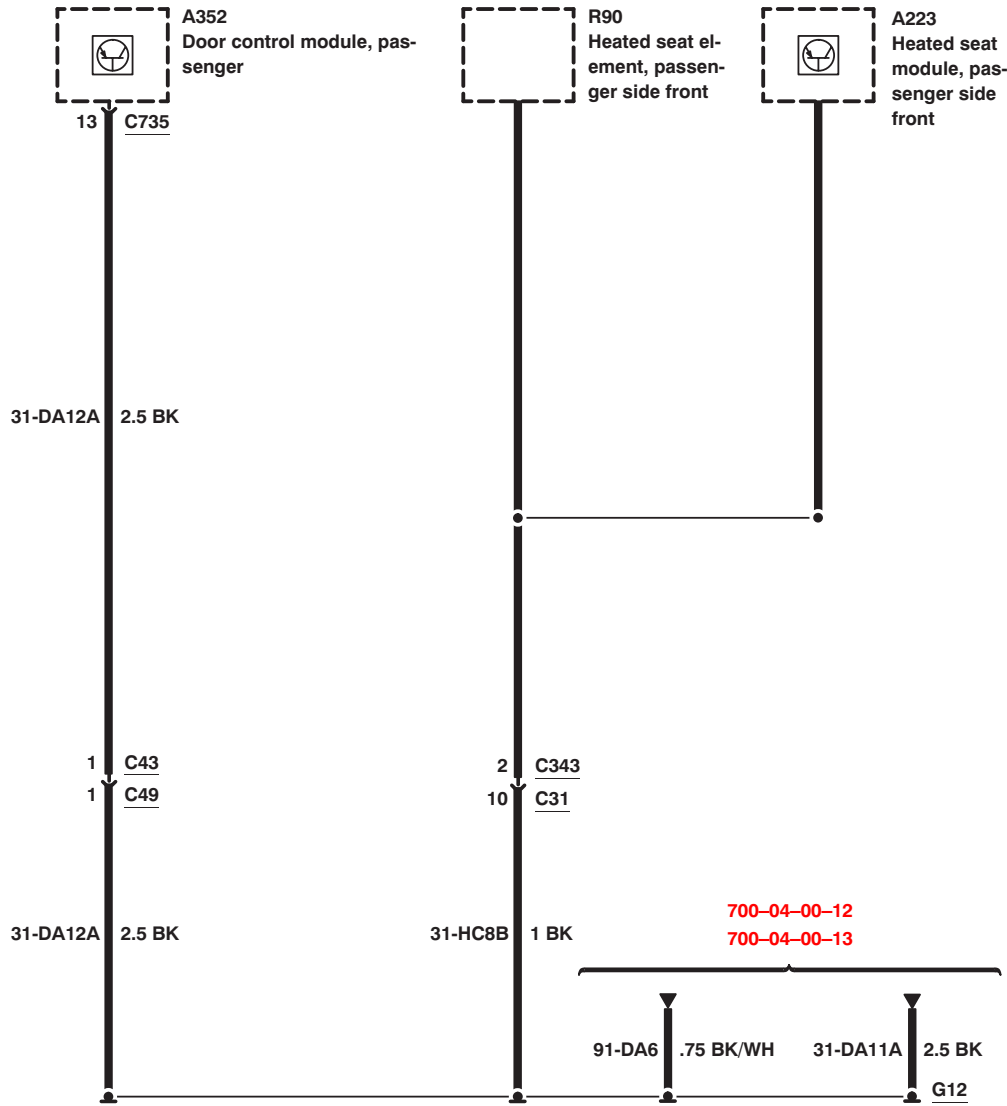
Ground Distribution – G12, convertible, LHD, with global closing, with remote keyless entry (RKE)



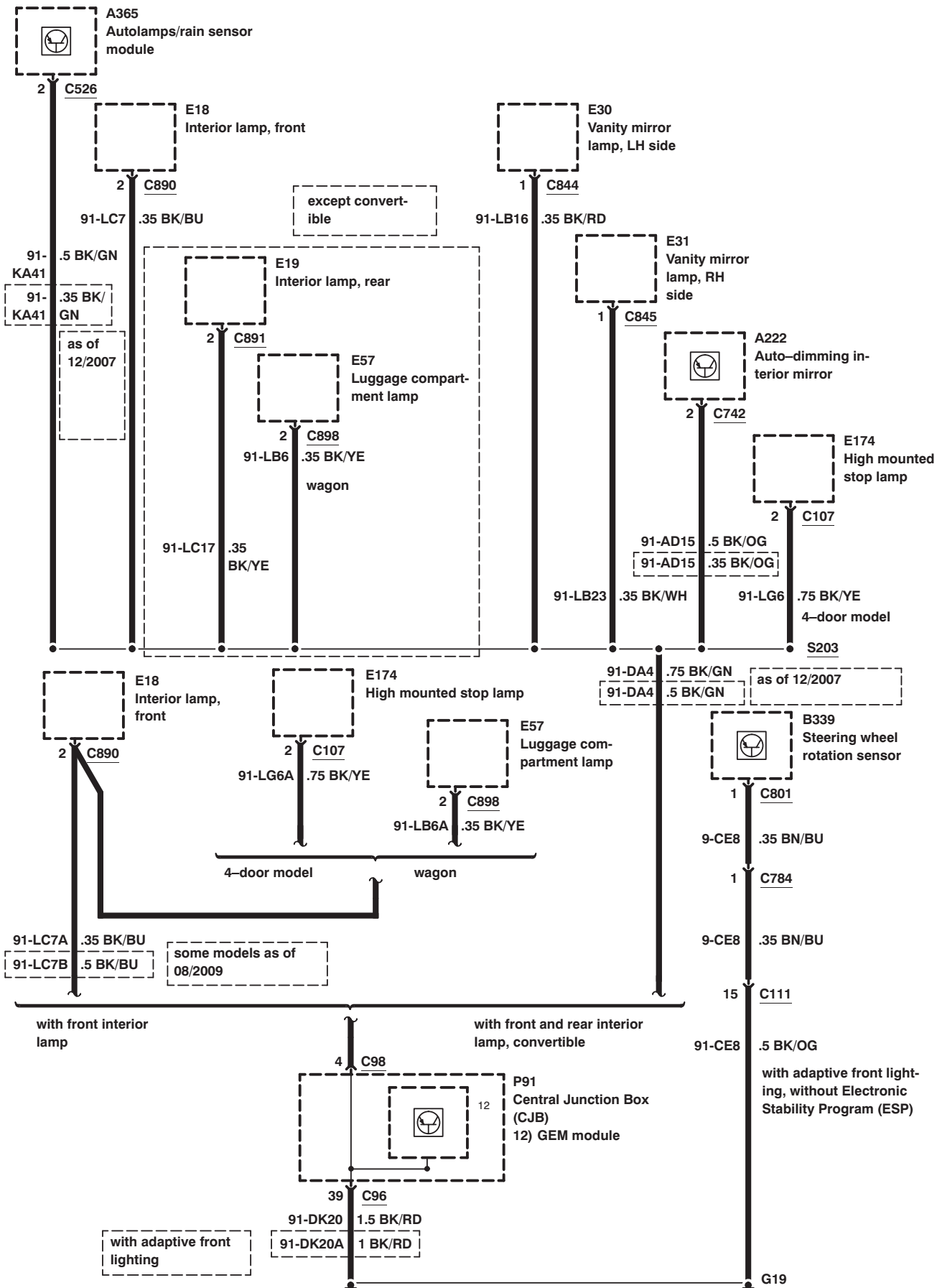
Ground Distribution – G12, convertible, RHD, before 12/2007



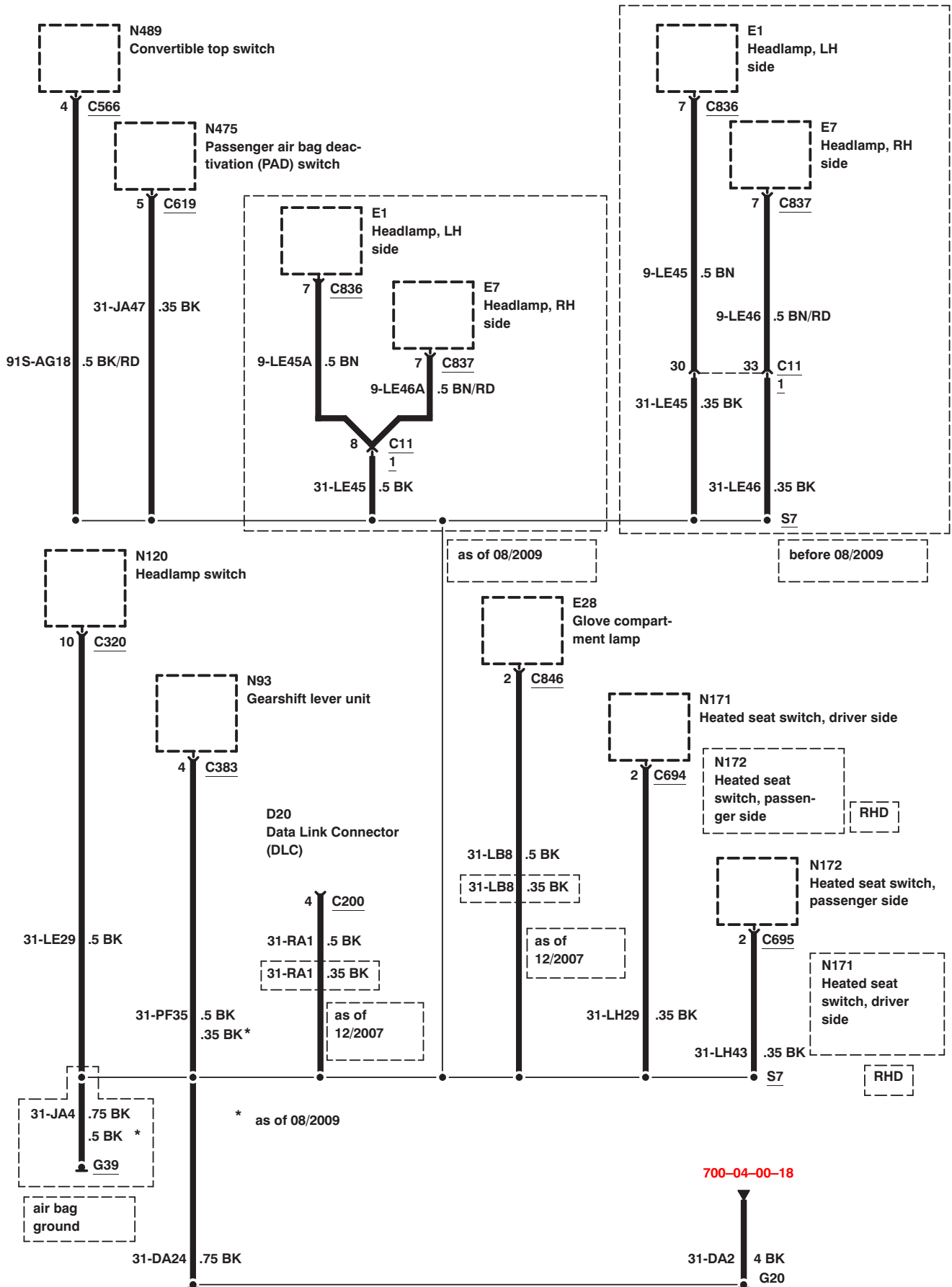
Ground Distribution – G12, convertible, RHD, as of 12/2007



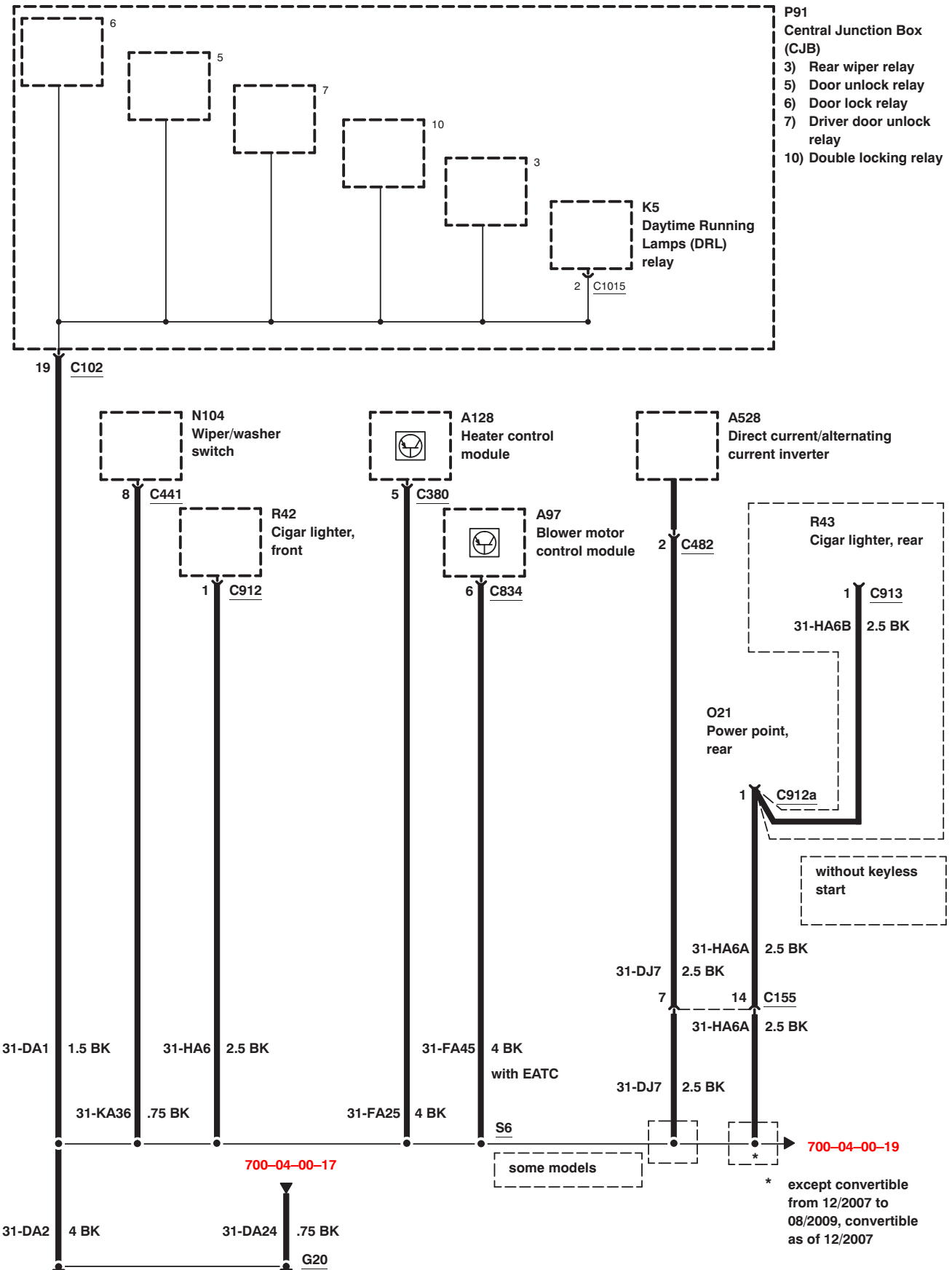
Ground Distribution – G19



Ground Distribution – G20, G39



Ground Distribution – G20, G39



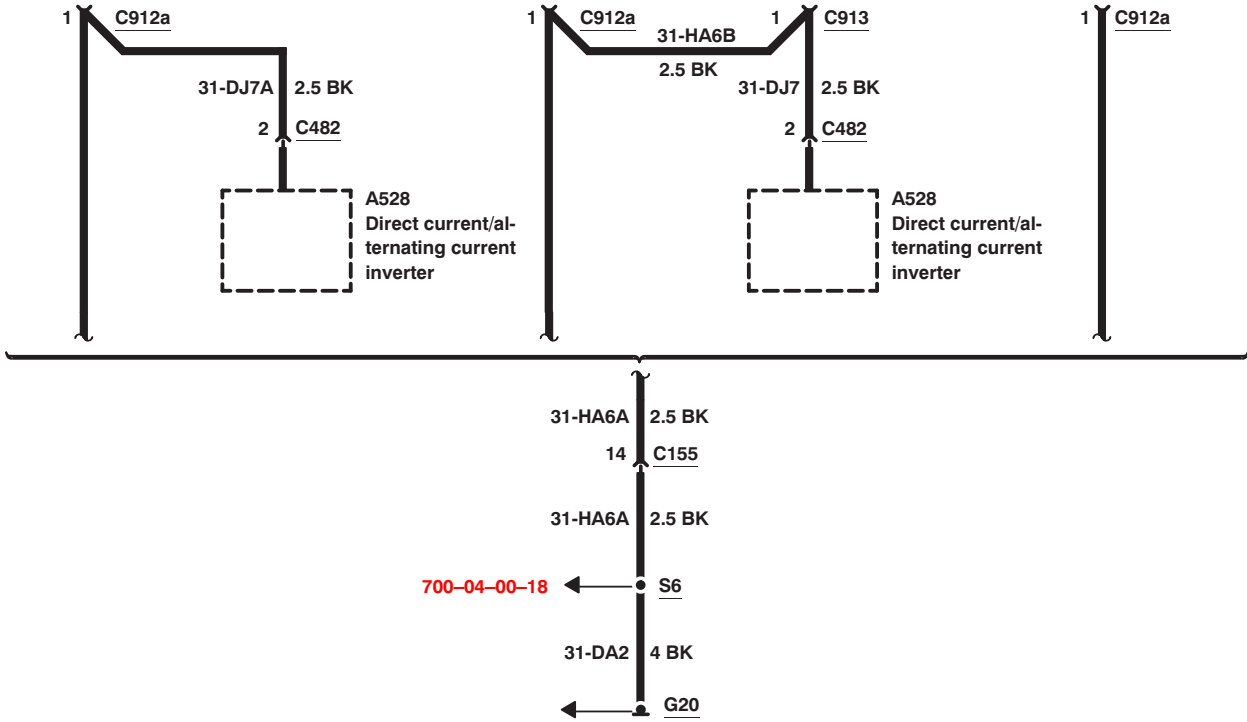
Ground Distribution – G20

O21
Power point, rear

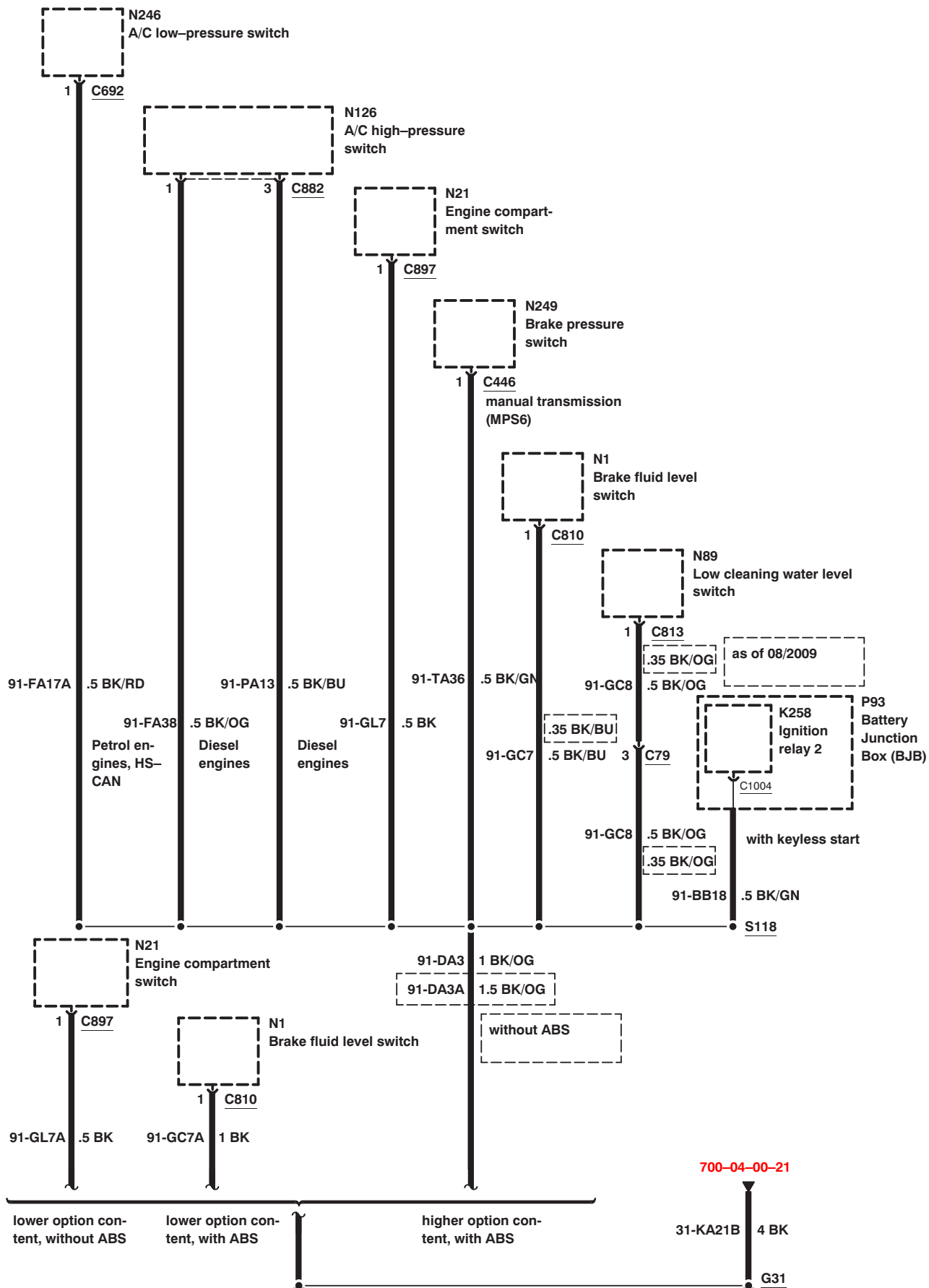
O21
Power point, rear

R43
Cigar lighter, rear

O21
Power point, rear



Ground Distribution – G31

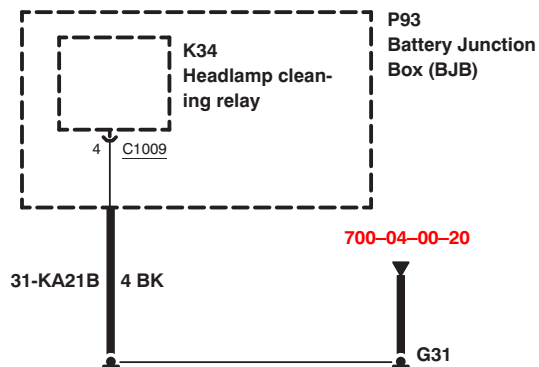


700-04-00-21

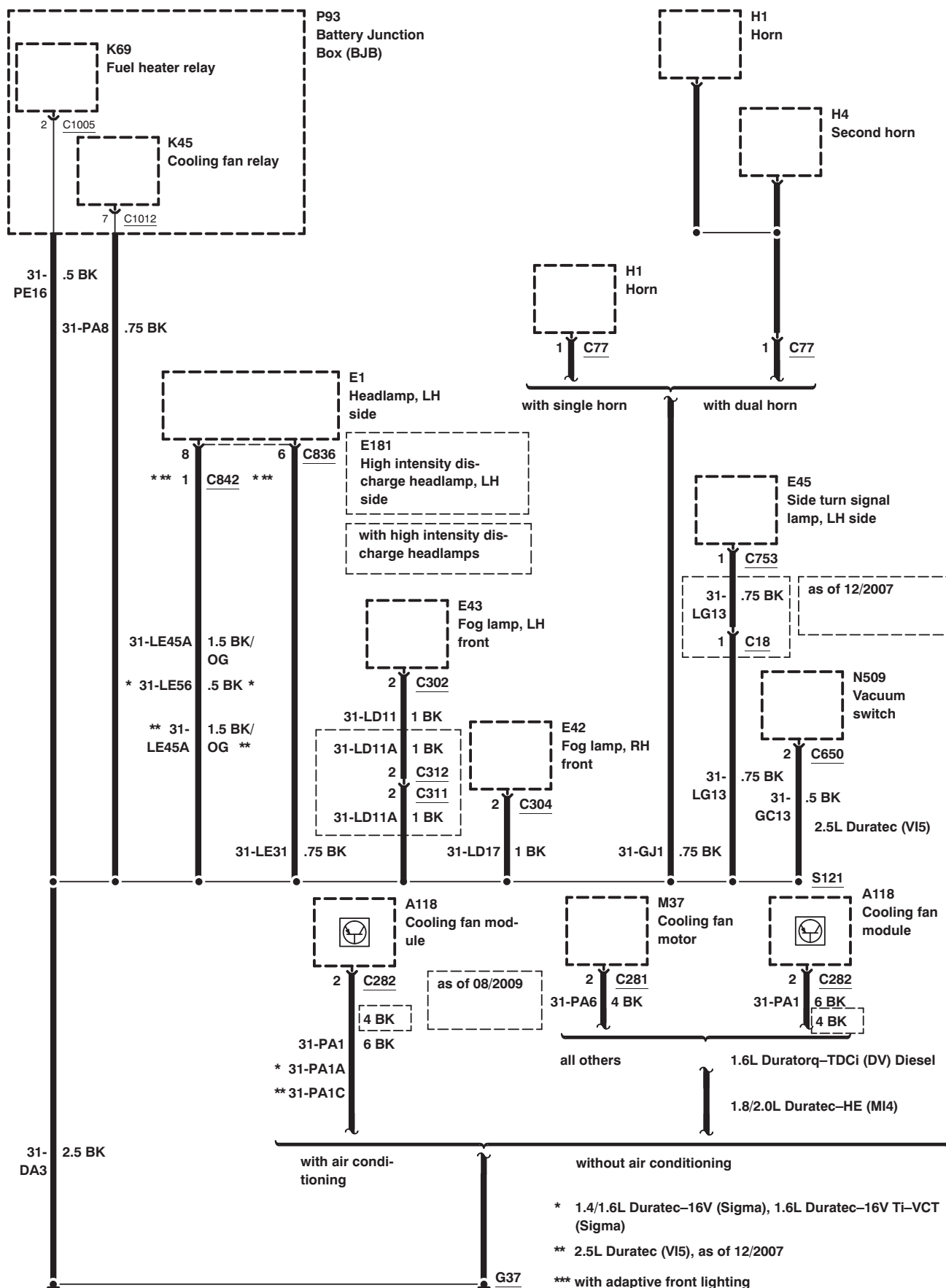
31-KA21B 4 BK

G31

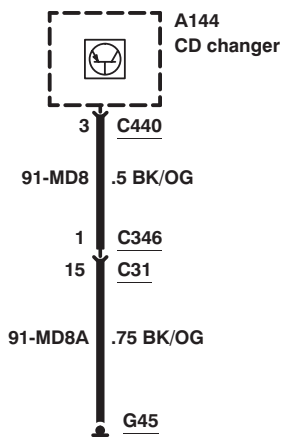
Ground Distribution – G31



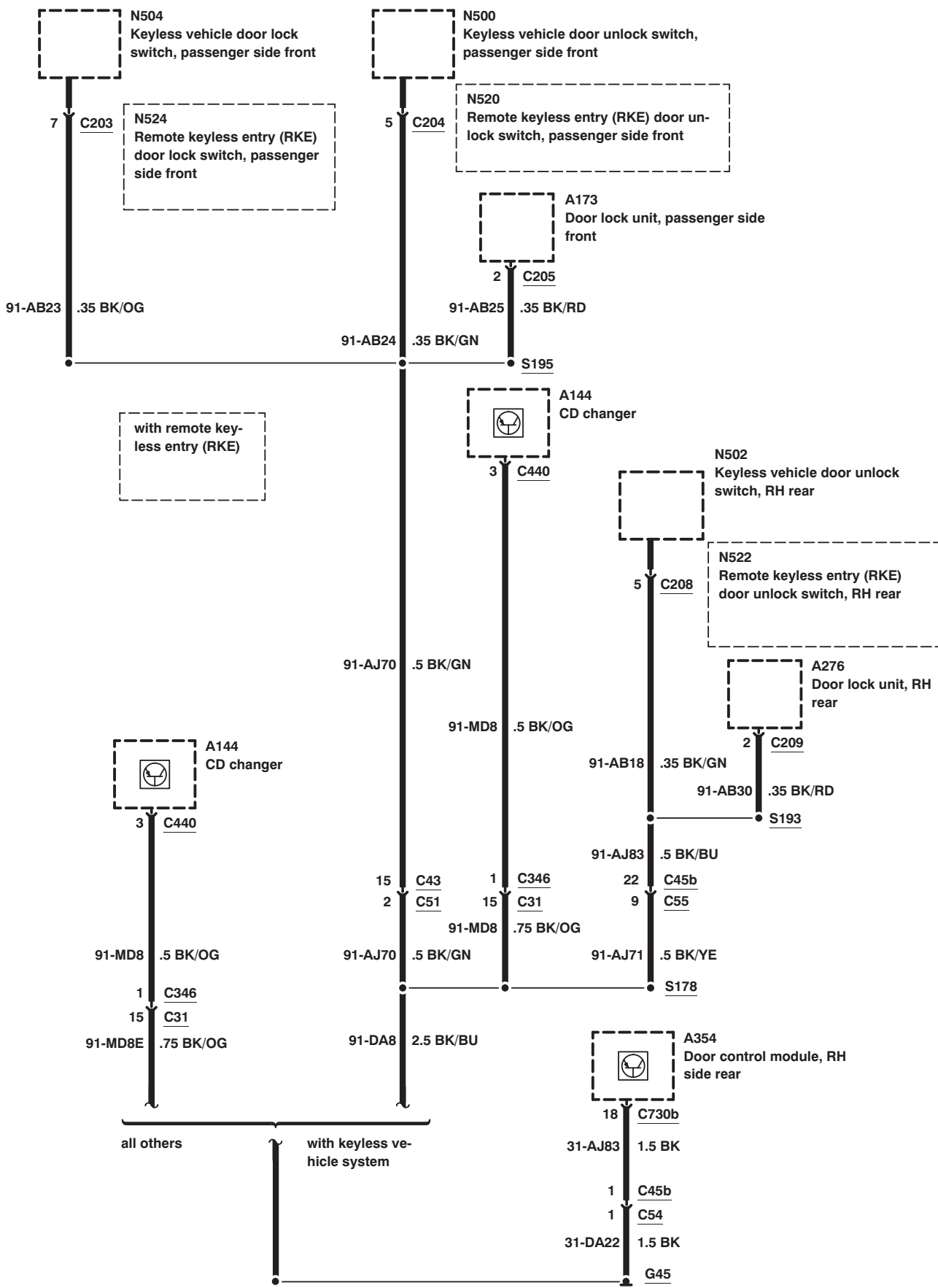
Ground Distribution – G37



Ground Distribution – G45, except convertible, LHD, without global closing



Ground Distribution – G45, except convertible, except 3–door model LHD, with global closing



all others

with keyless vehicle system

31-AJ83 1.5 BK

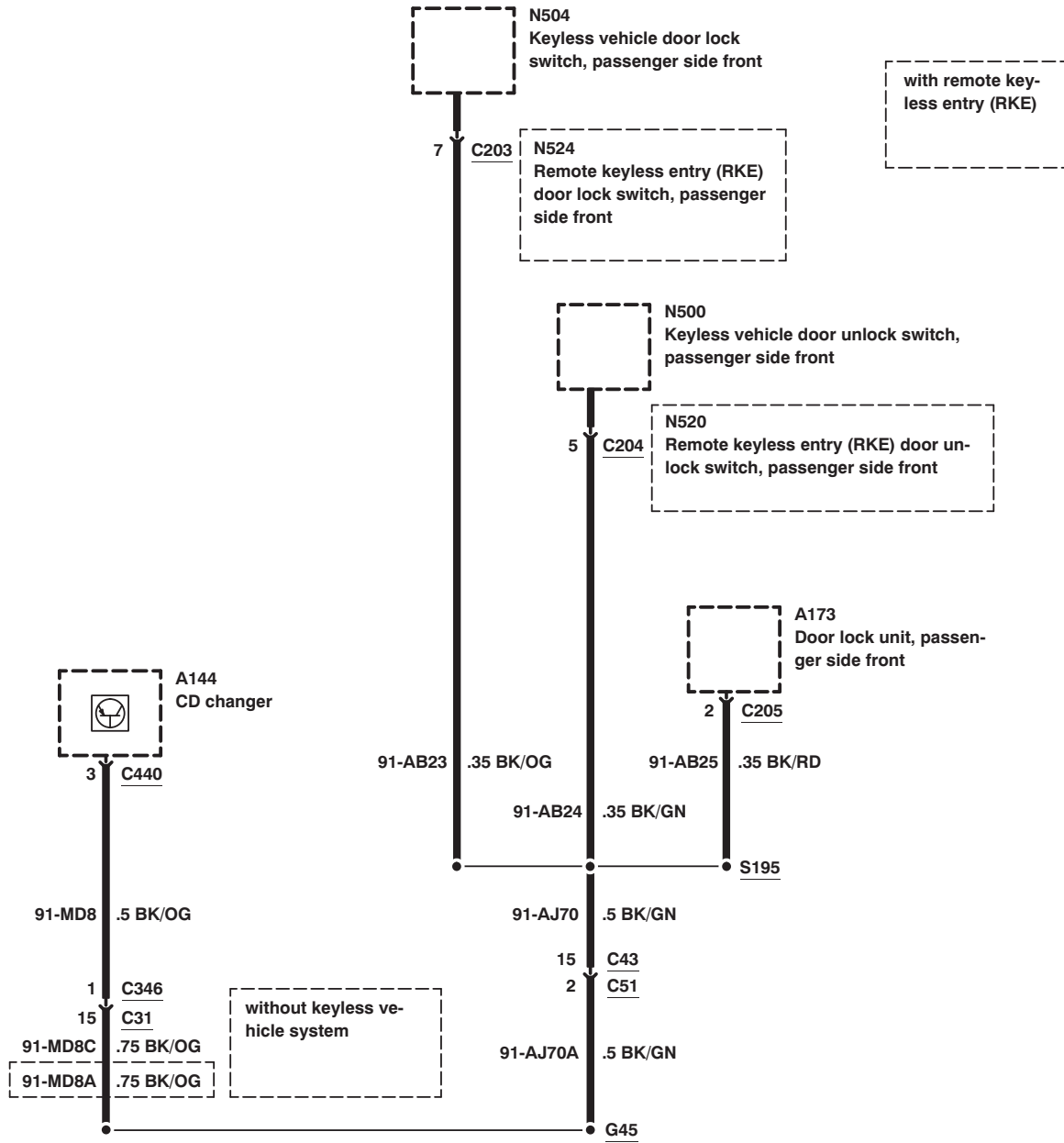
1 C45b

1 C54

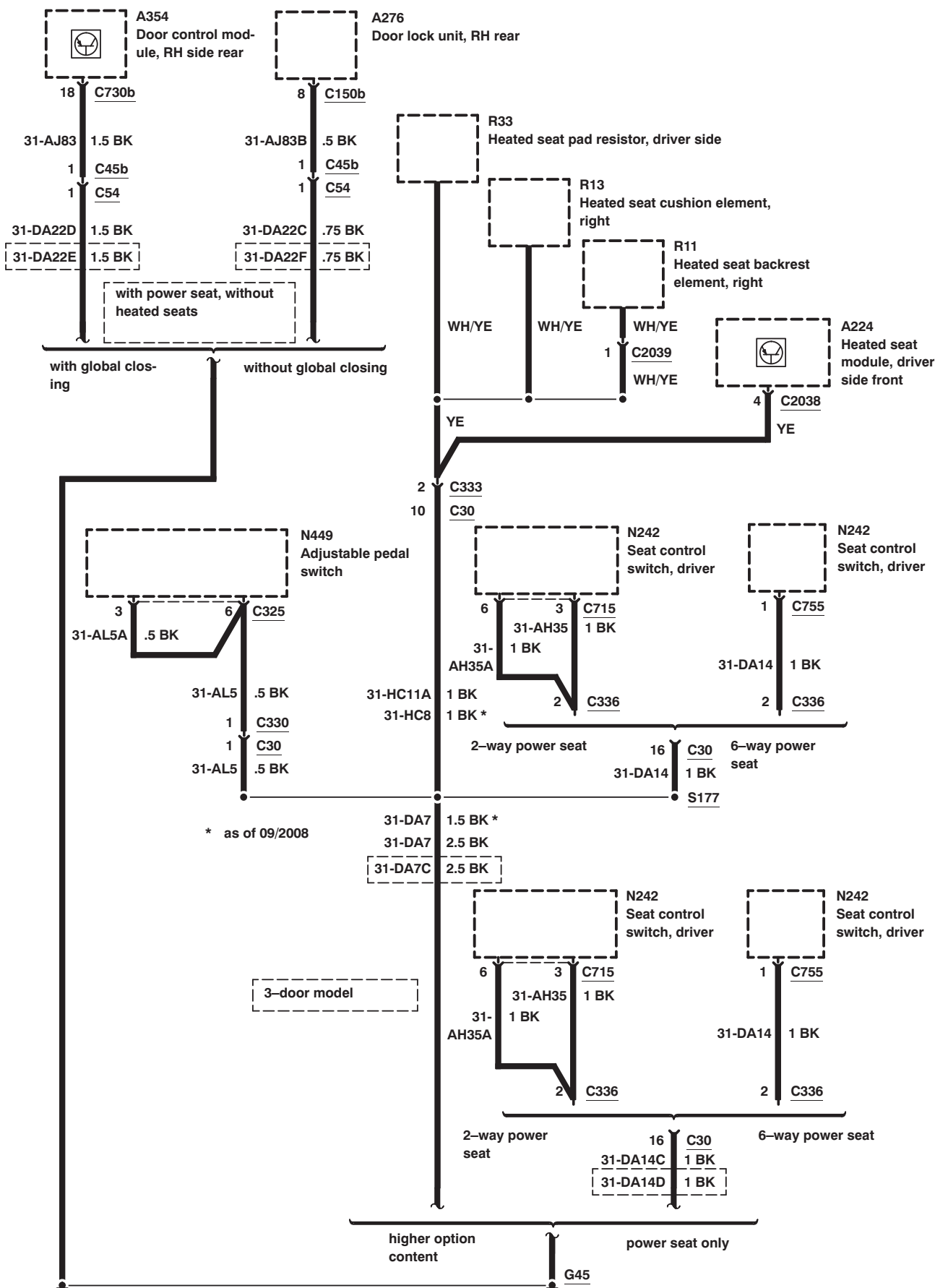
31-DA22 1.5 BK

G45

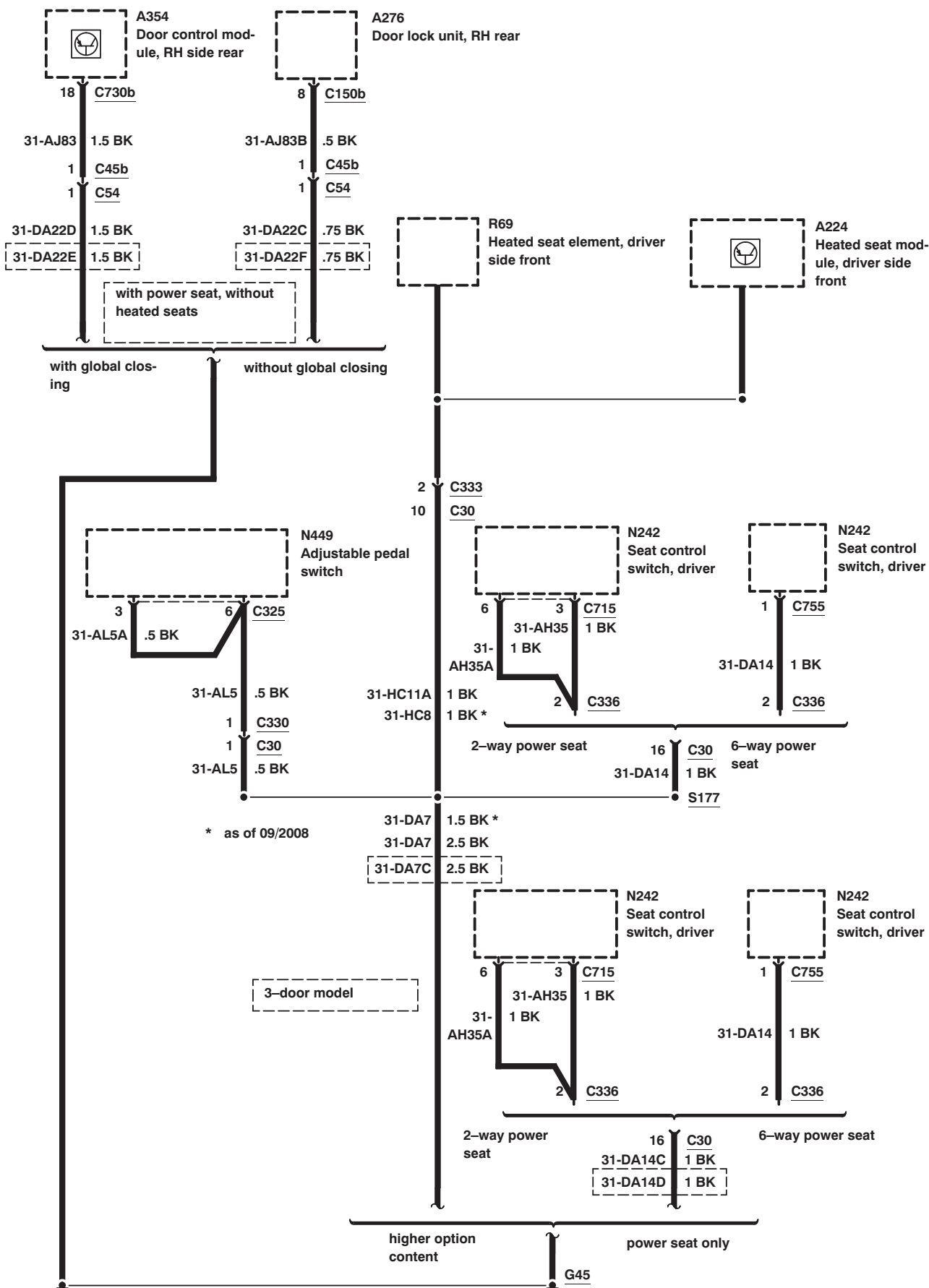
Ground Distribution – G45, 3–door model, LHD, with global closing



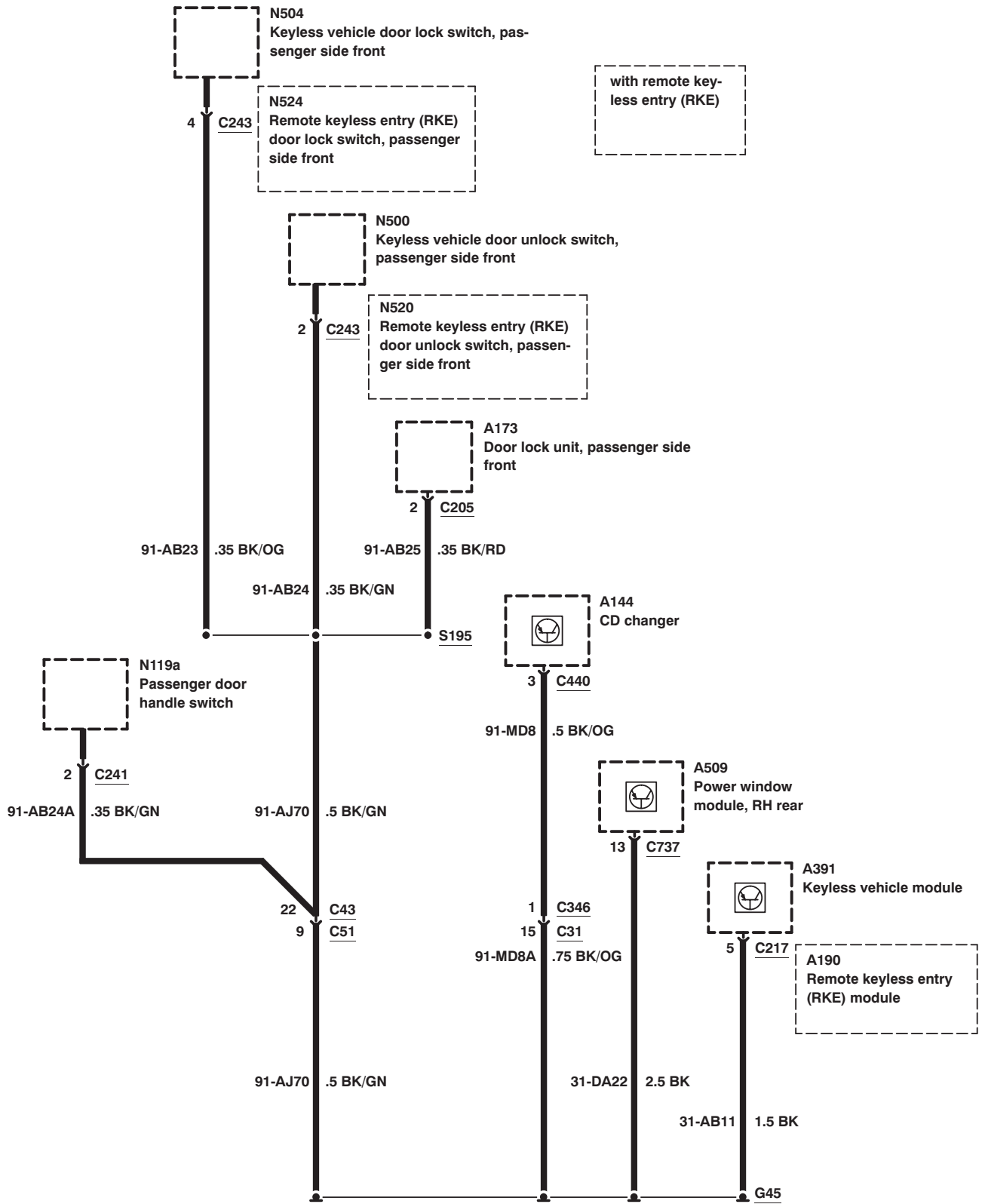
Ground Distribution – G45, except convertible, RHD, before 12/2007



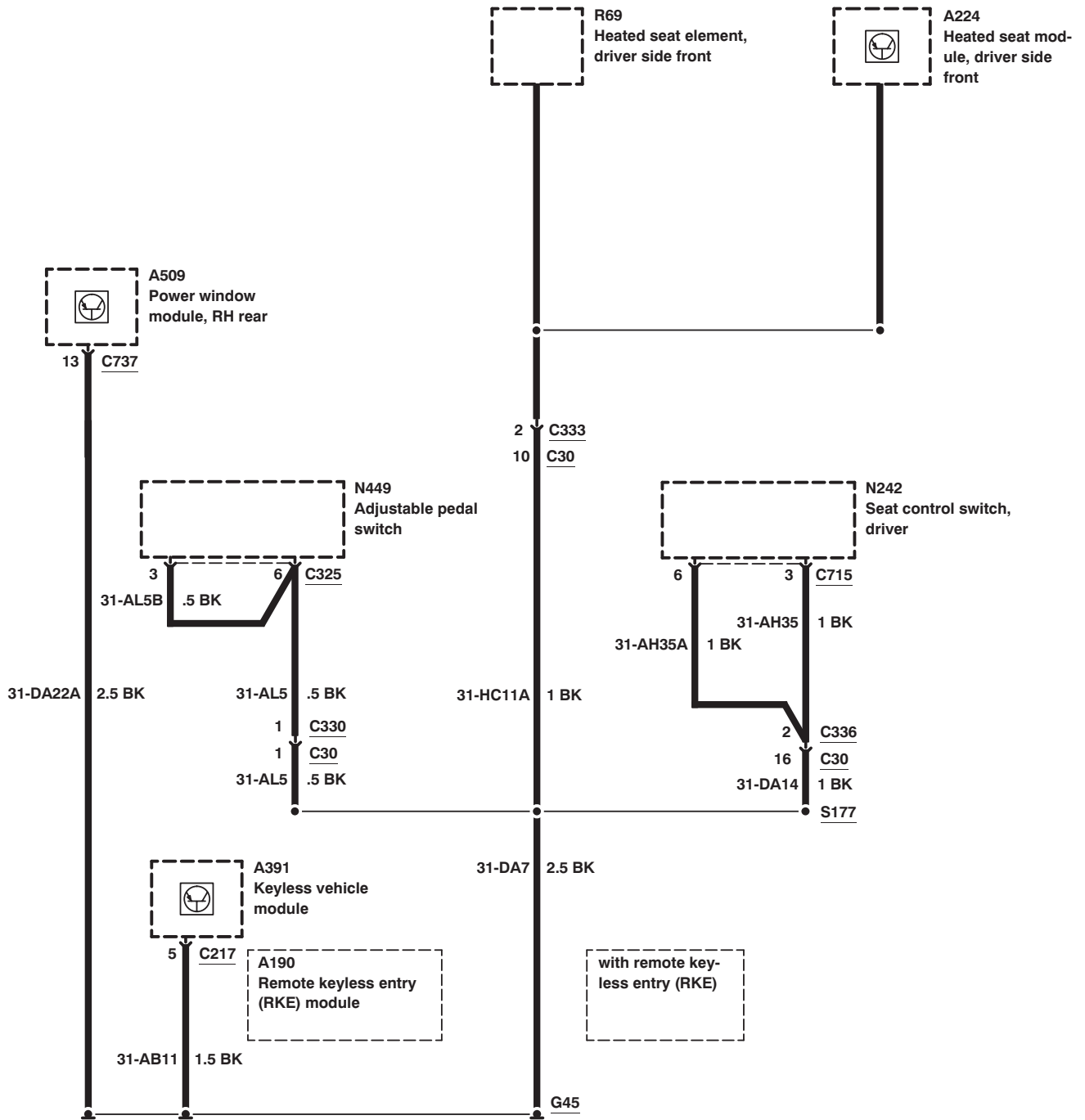
Ground Distribution – G45, except convertible, RHD, as of 12/2007



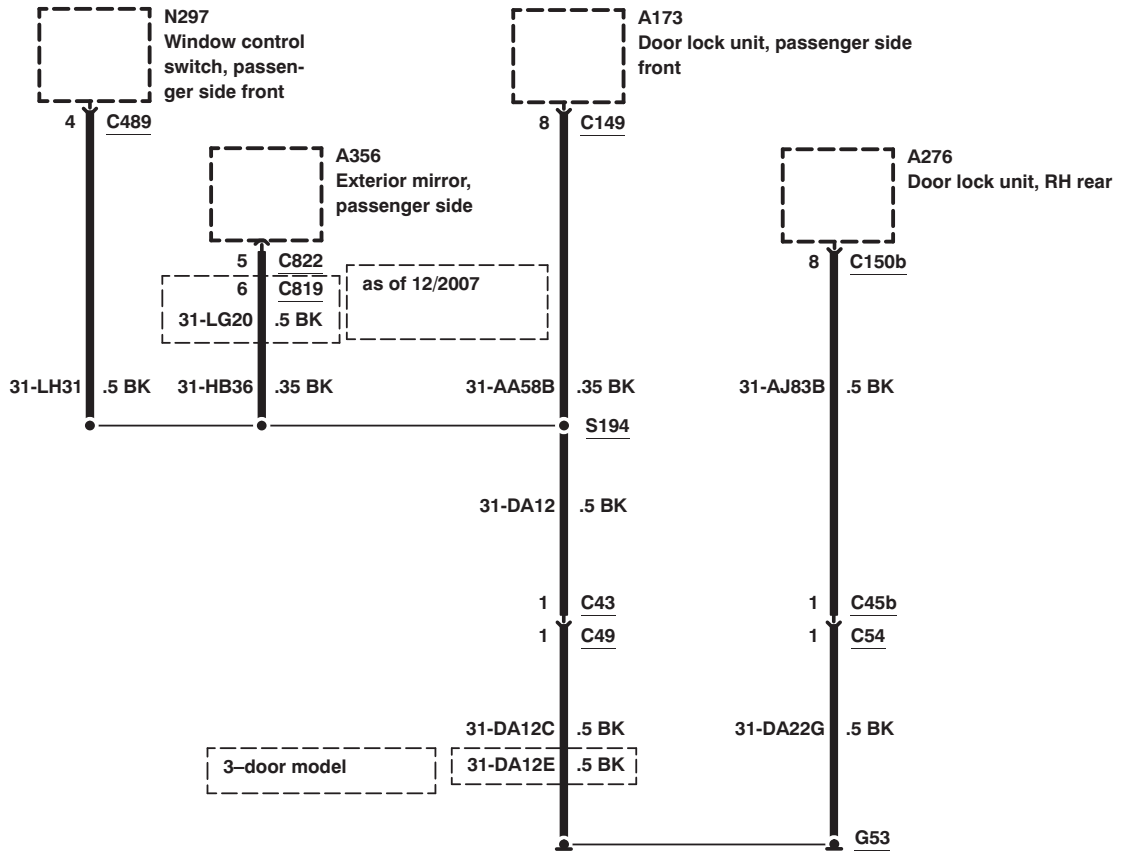
Ground Distribution – G45, convertible, LHD, with global closing



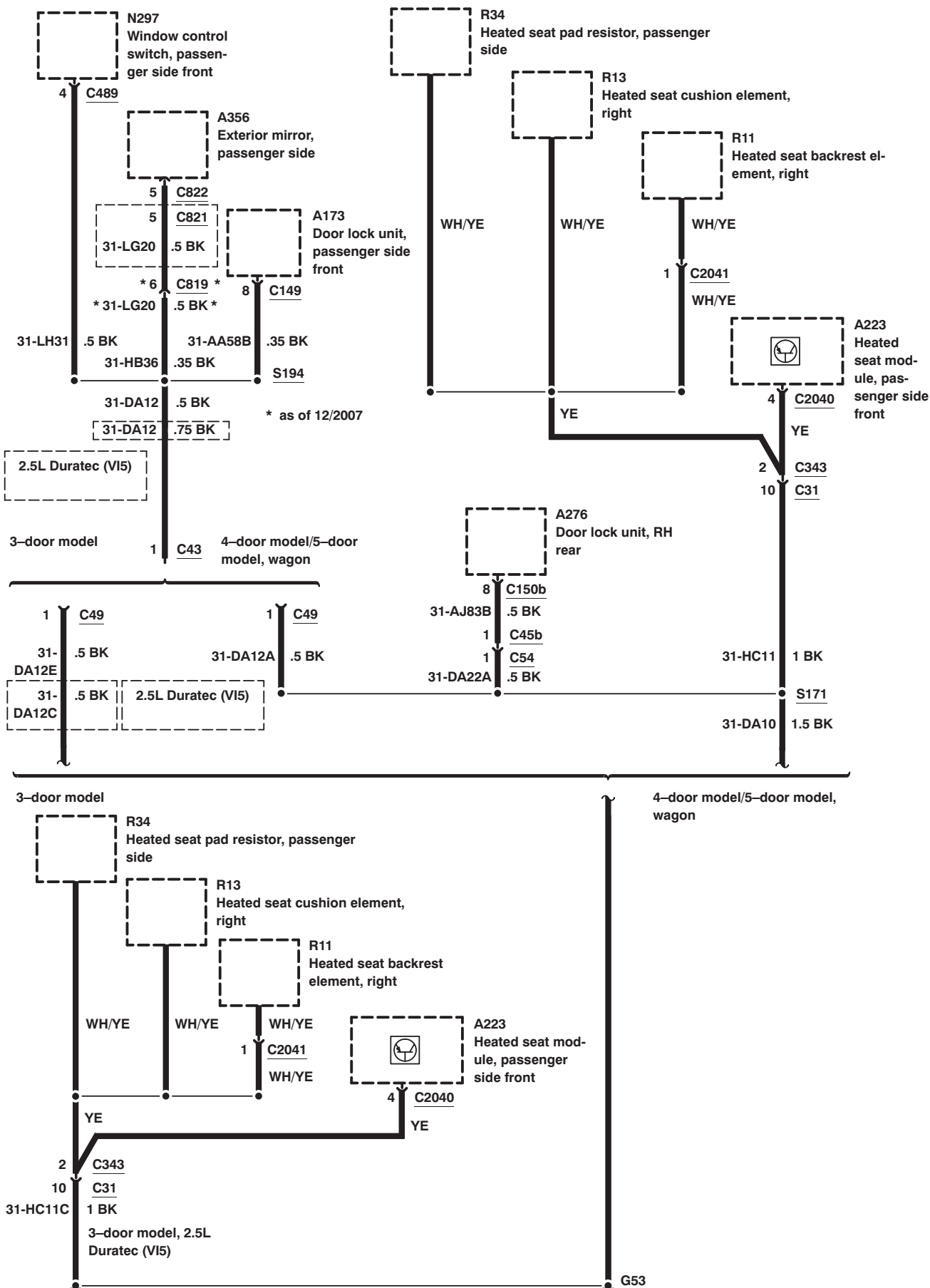
Ground Distribution – G45, convertible, RHD, as of 12/2007



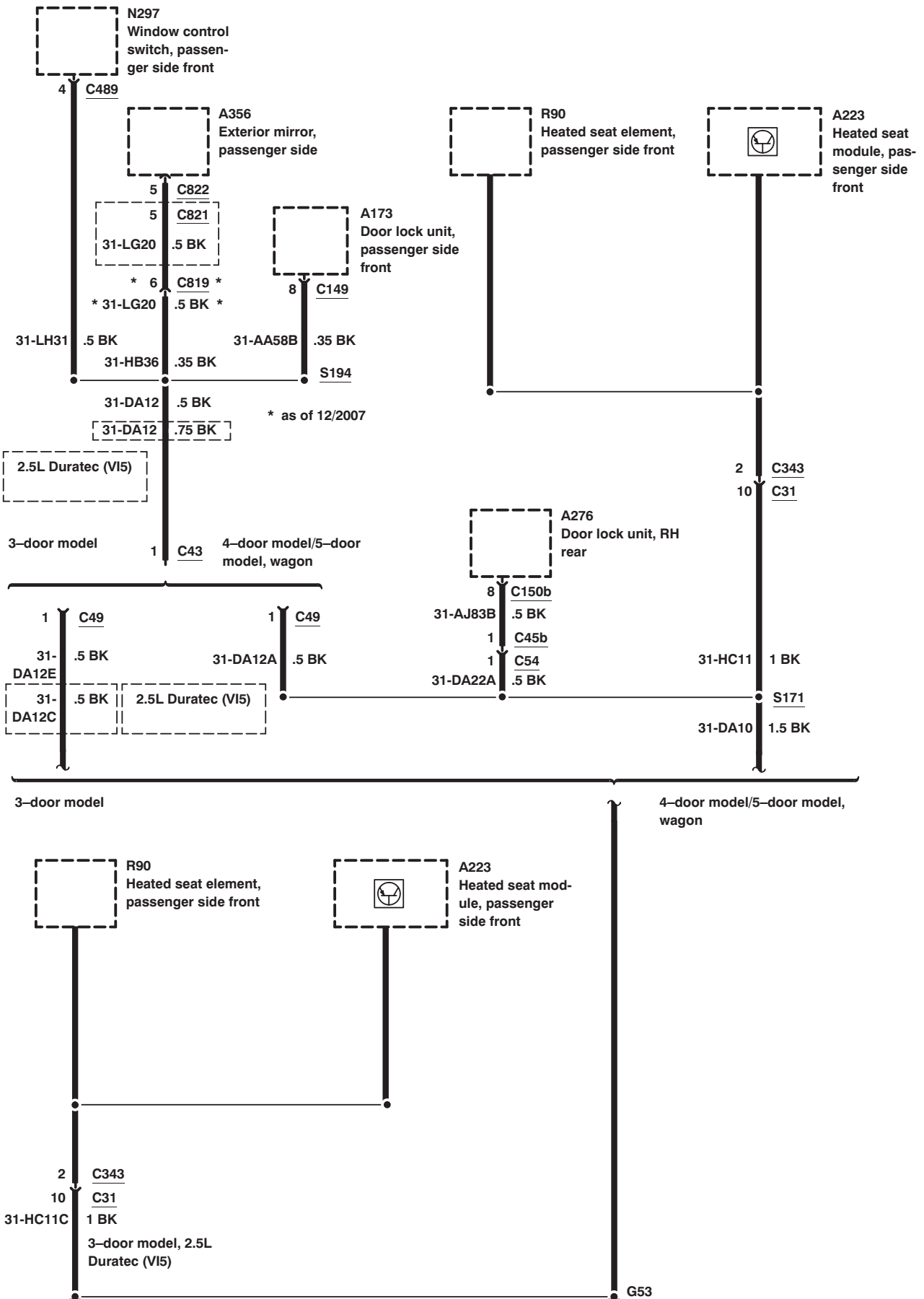
Ground Distribution – G53, except convertible, LHD, without global closing,
without heated seats



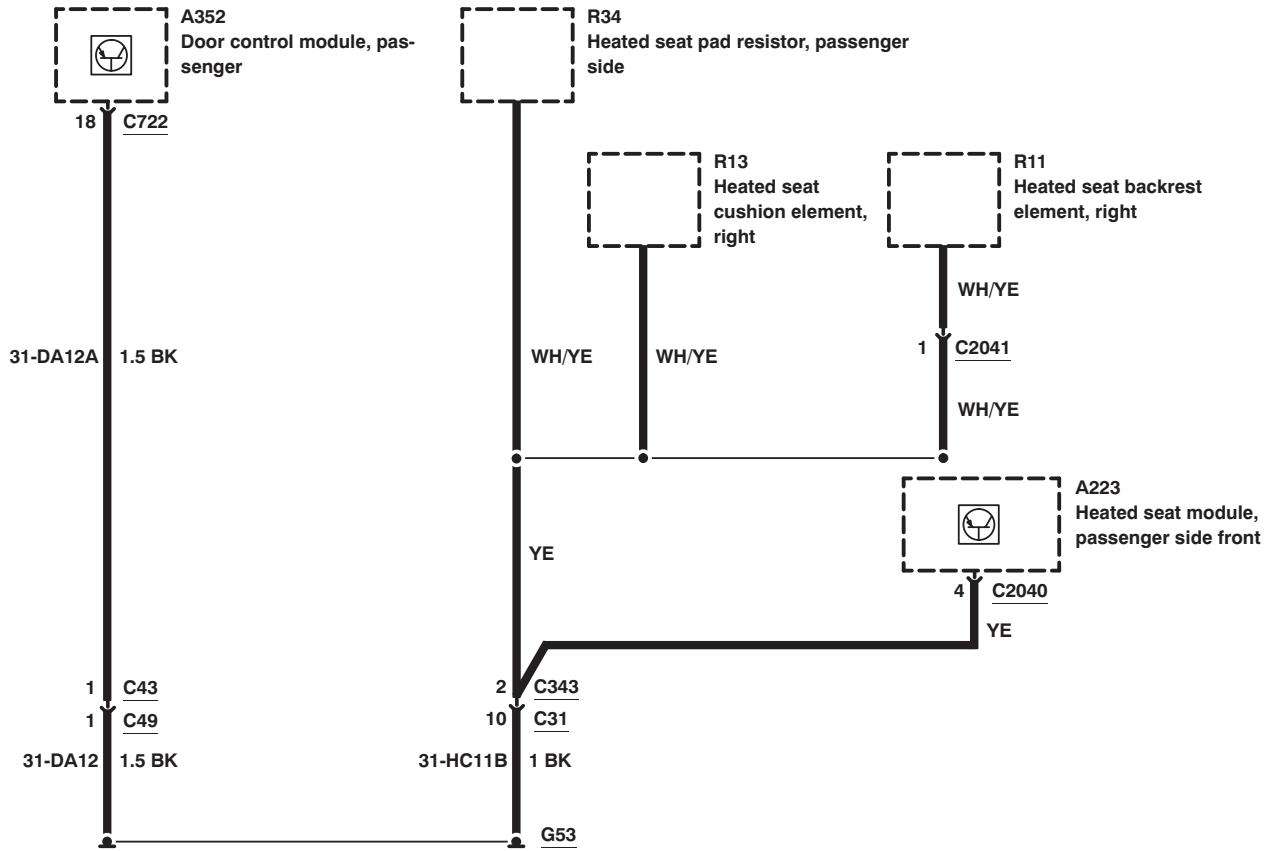
Ground Distribution – G53, except convertible, LHD, without global closing, with heated seats, before 12/2007



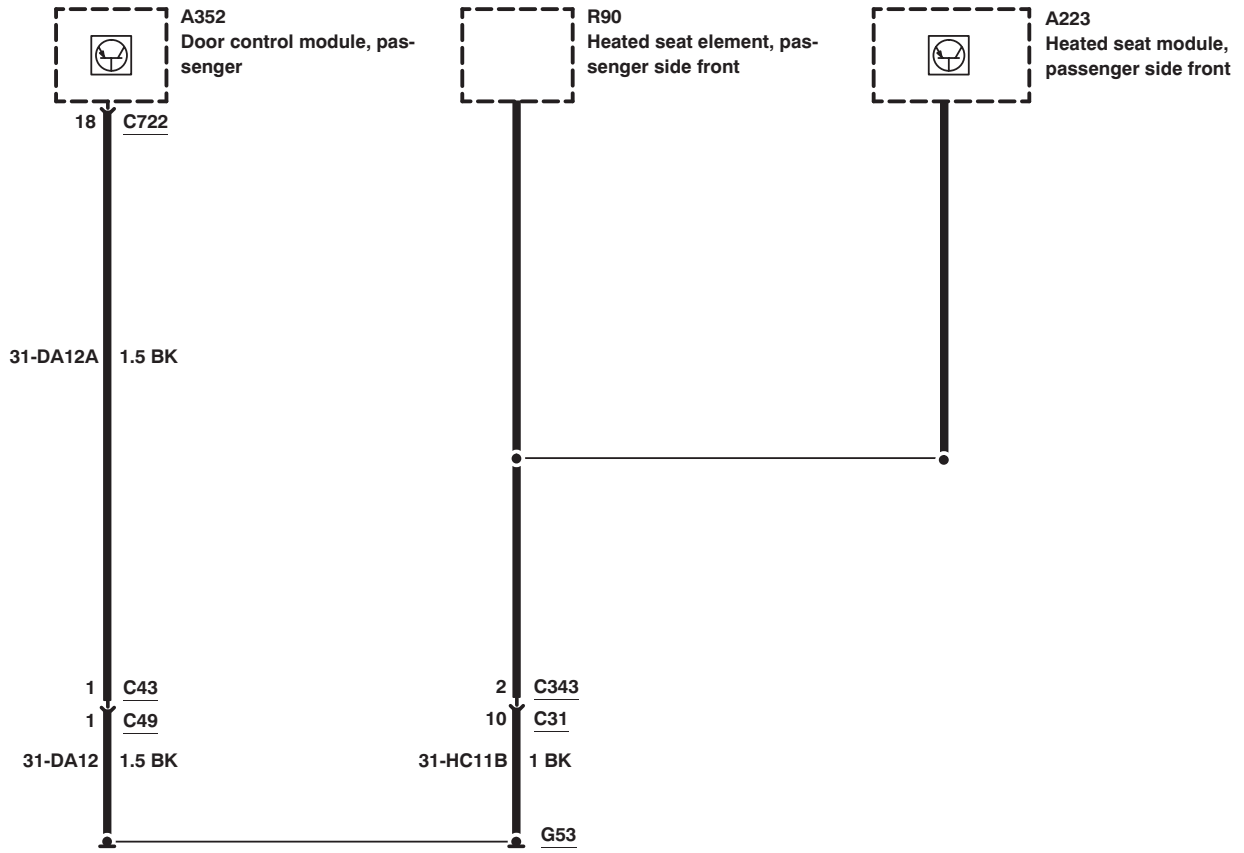
Ground Distribution – G53, except convertible, LHD, without global closing, with heated seats, as of 12/2007



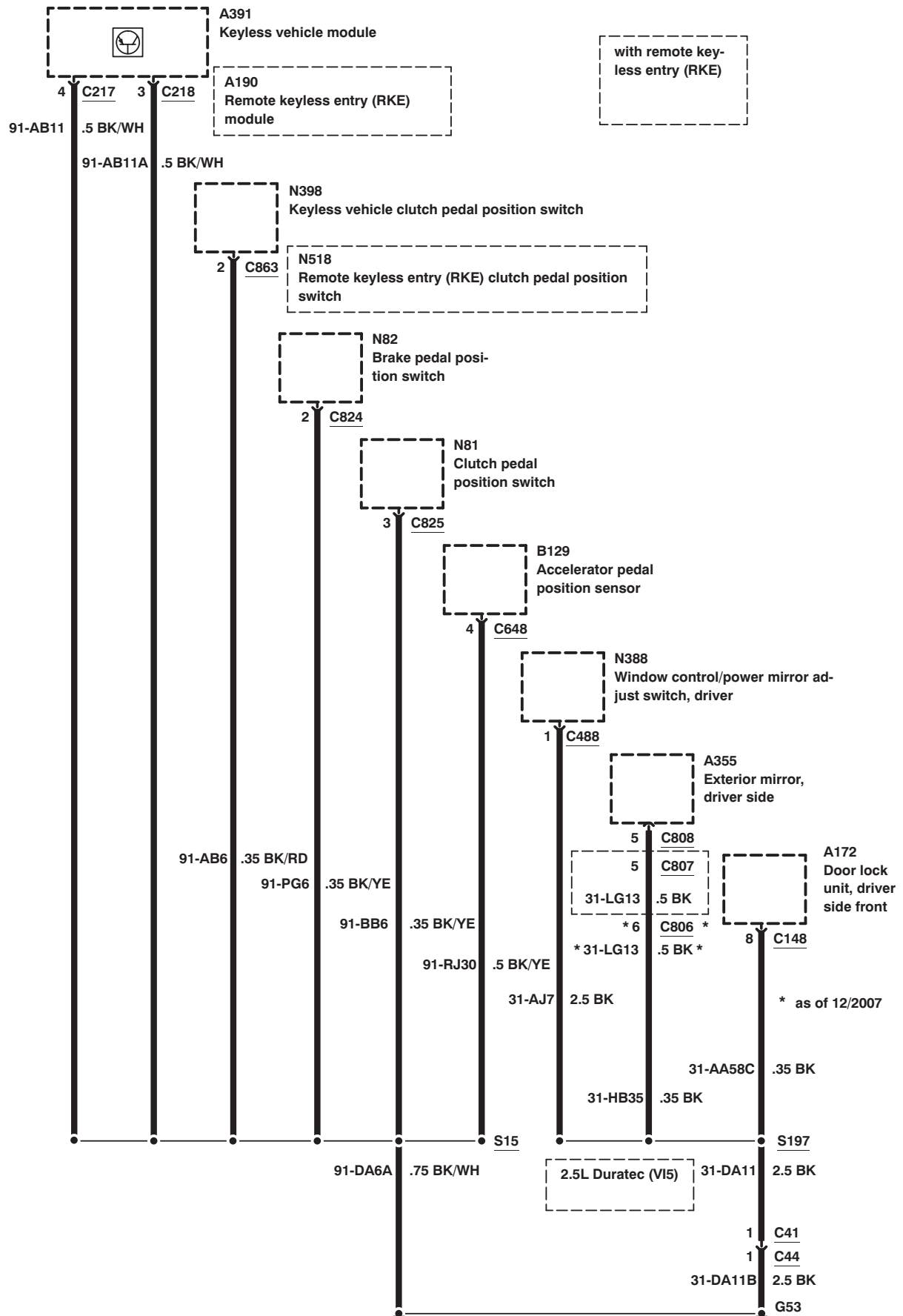
Ground Distribution – G53, except convertible, LHD, with global closing, before 12/2007



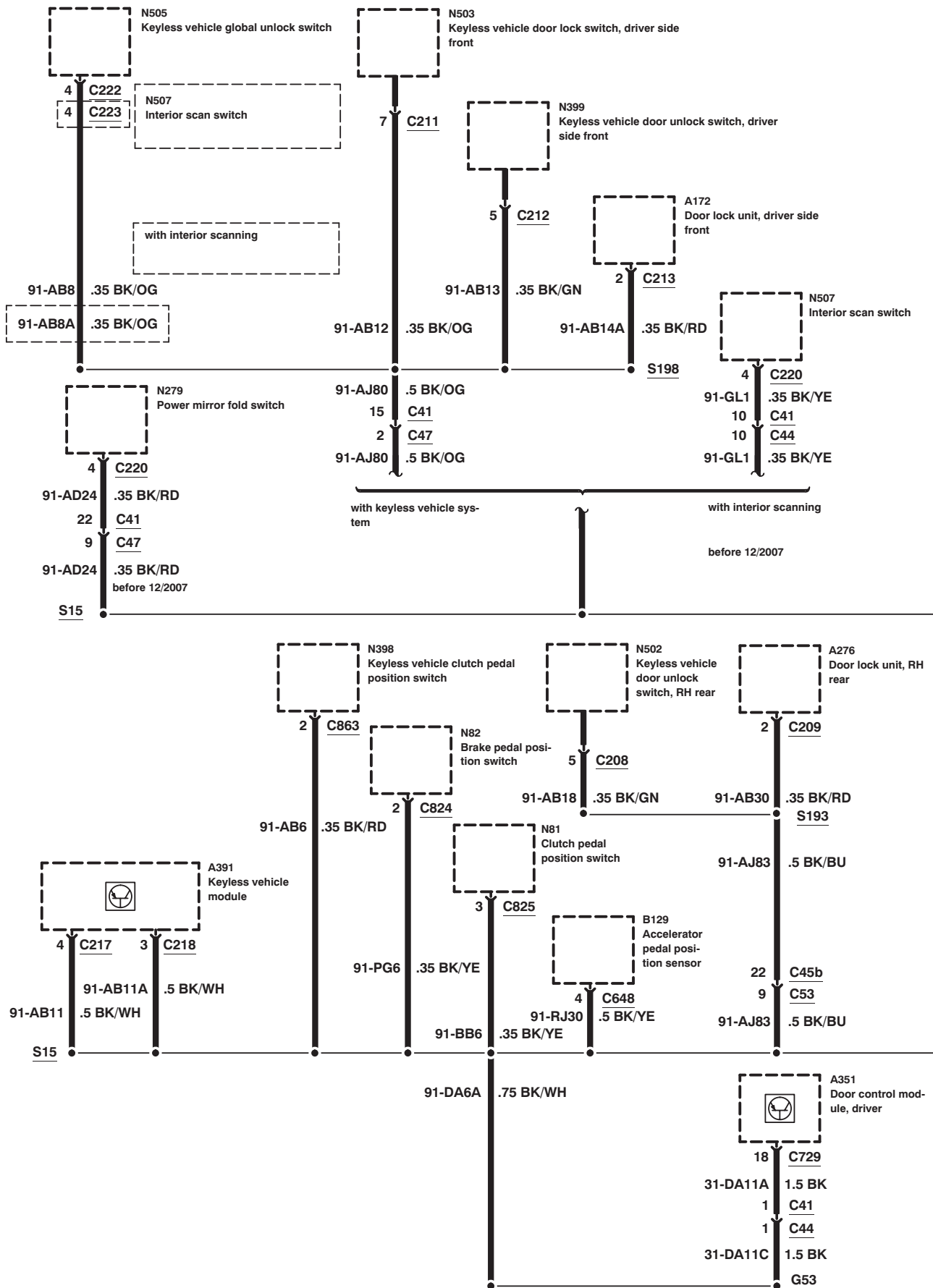
Ground Distribution – G53, except convertible, LHD, with global closing, as of
12/2007



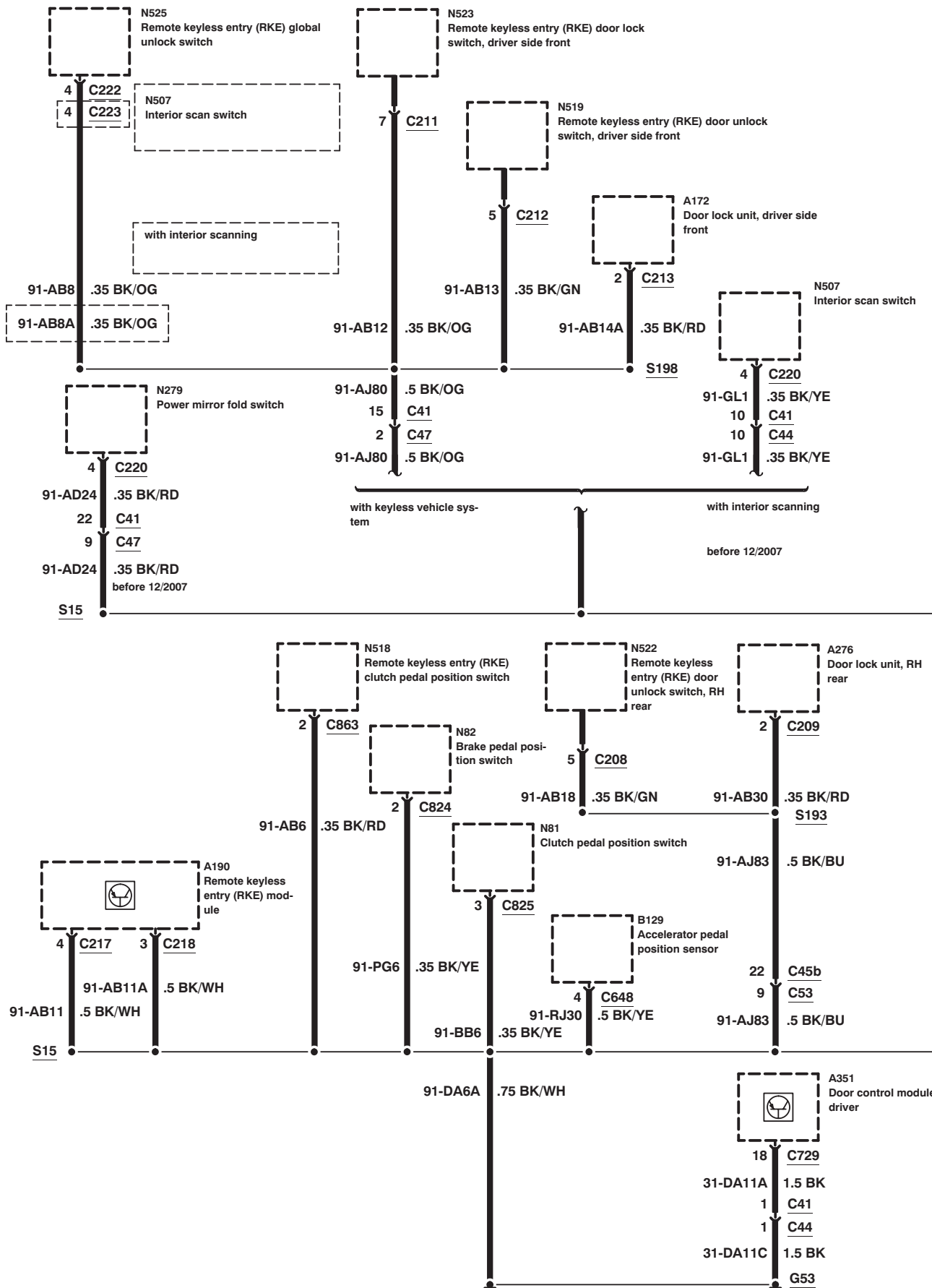
Ground Distribution – G53, except convertible, RHD, without global closing



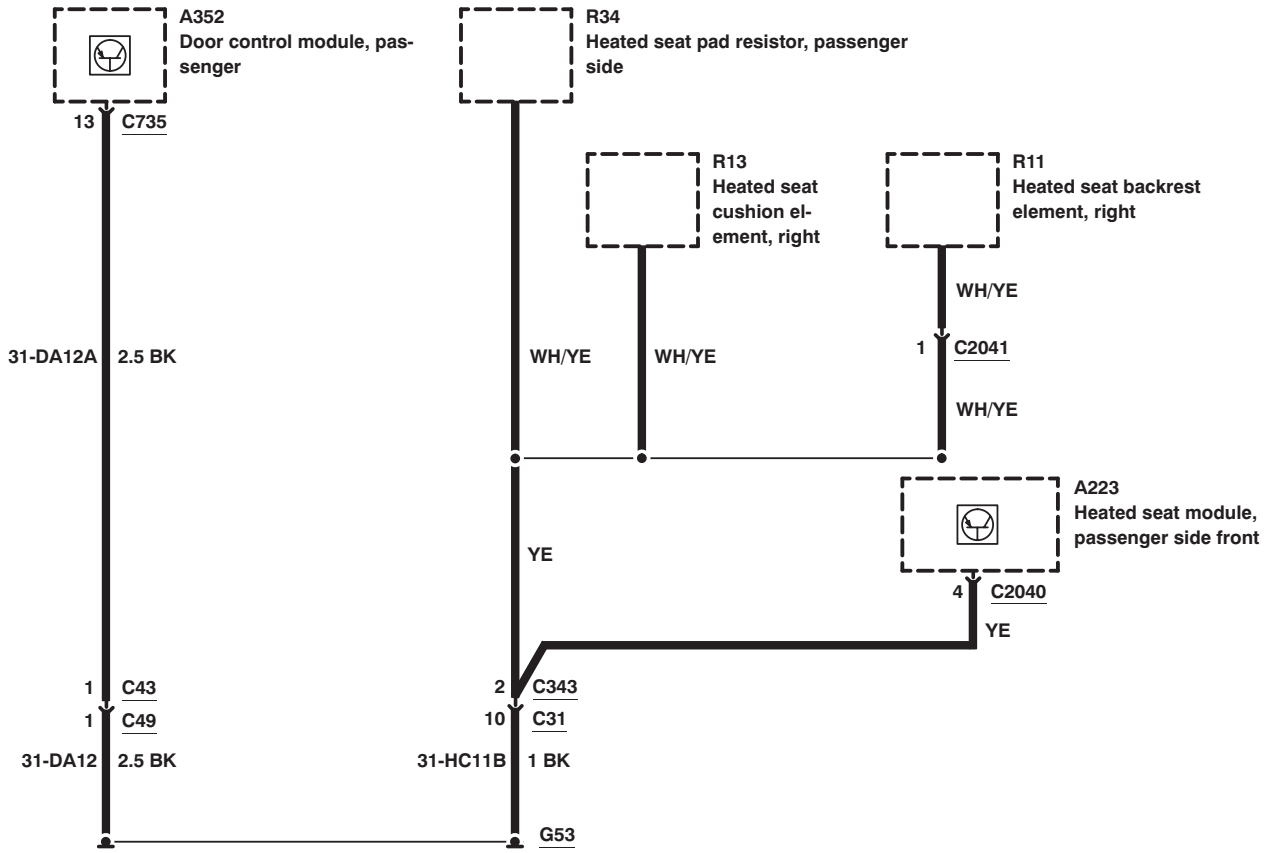
Ground Distribution – G53, except convertible, RHD, with global closing, with keyless start



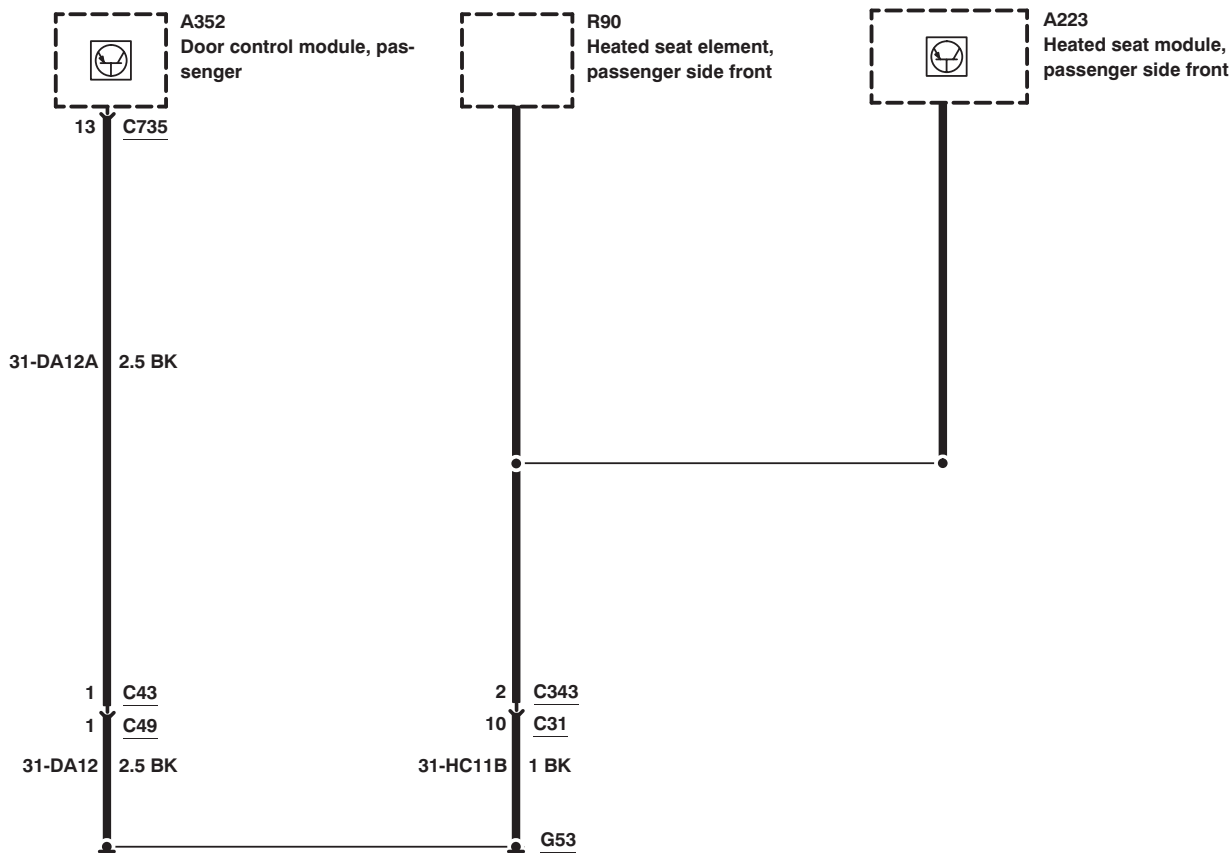
Ground Distribution – G53, except convertible, RHD, with global closing, with remote keyless entry (RKE)



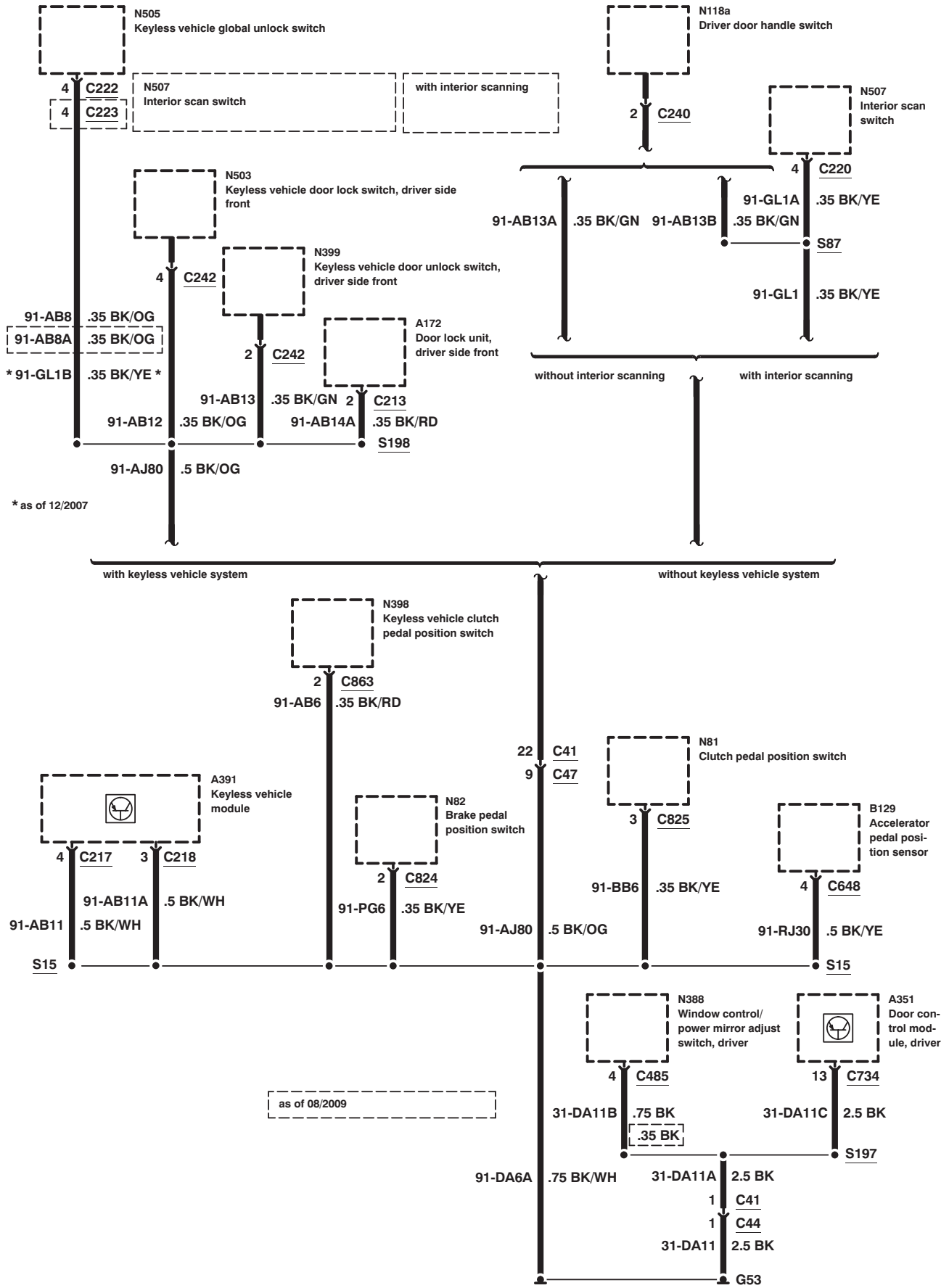
Ground Distribution – G53, convertible, LHD, before 12/2007



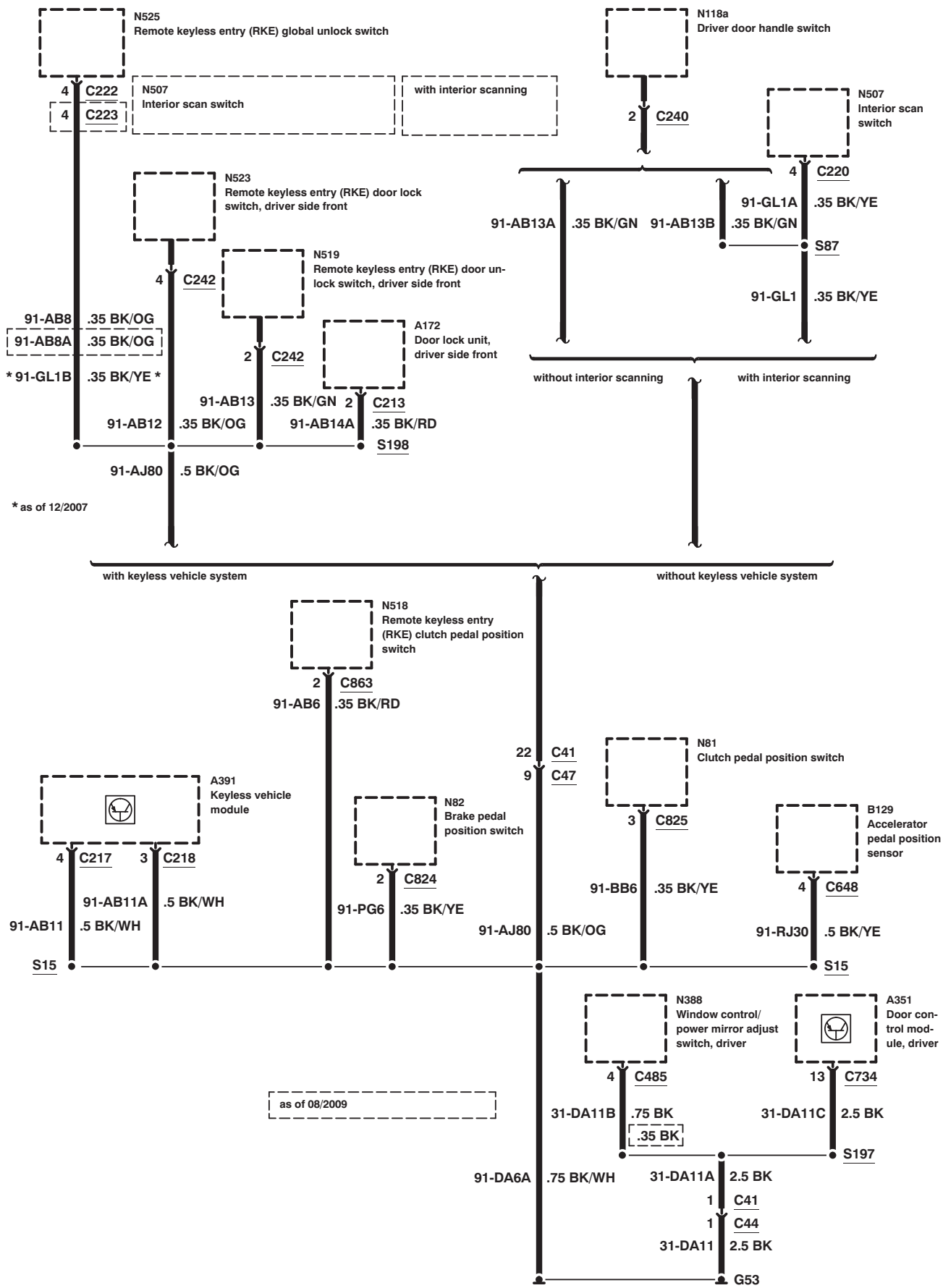
Ground Distribution – G53, convertible, LHD, as of 12/2007



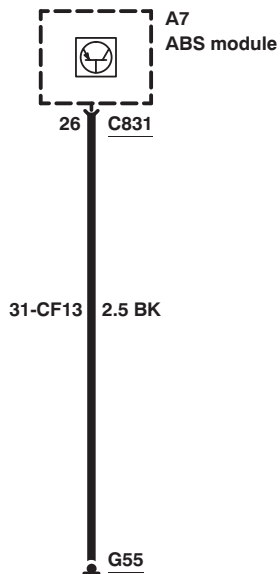
Ground Distribution – G53, convertible, RHD, with keyless start



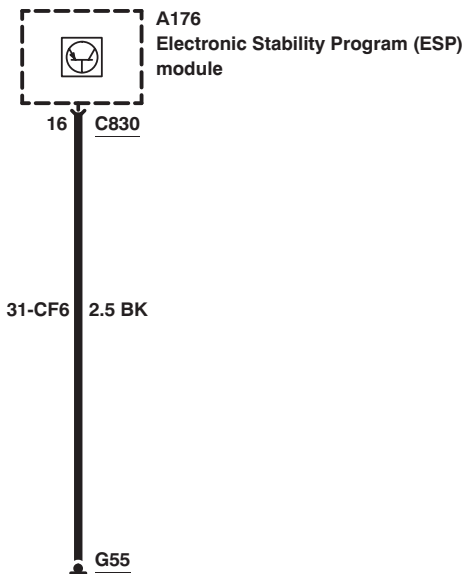
Ground Distribution – G53, convertible, RHD, with remote keyless entry (RKE)



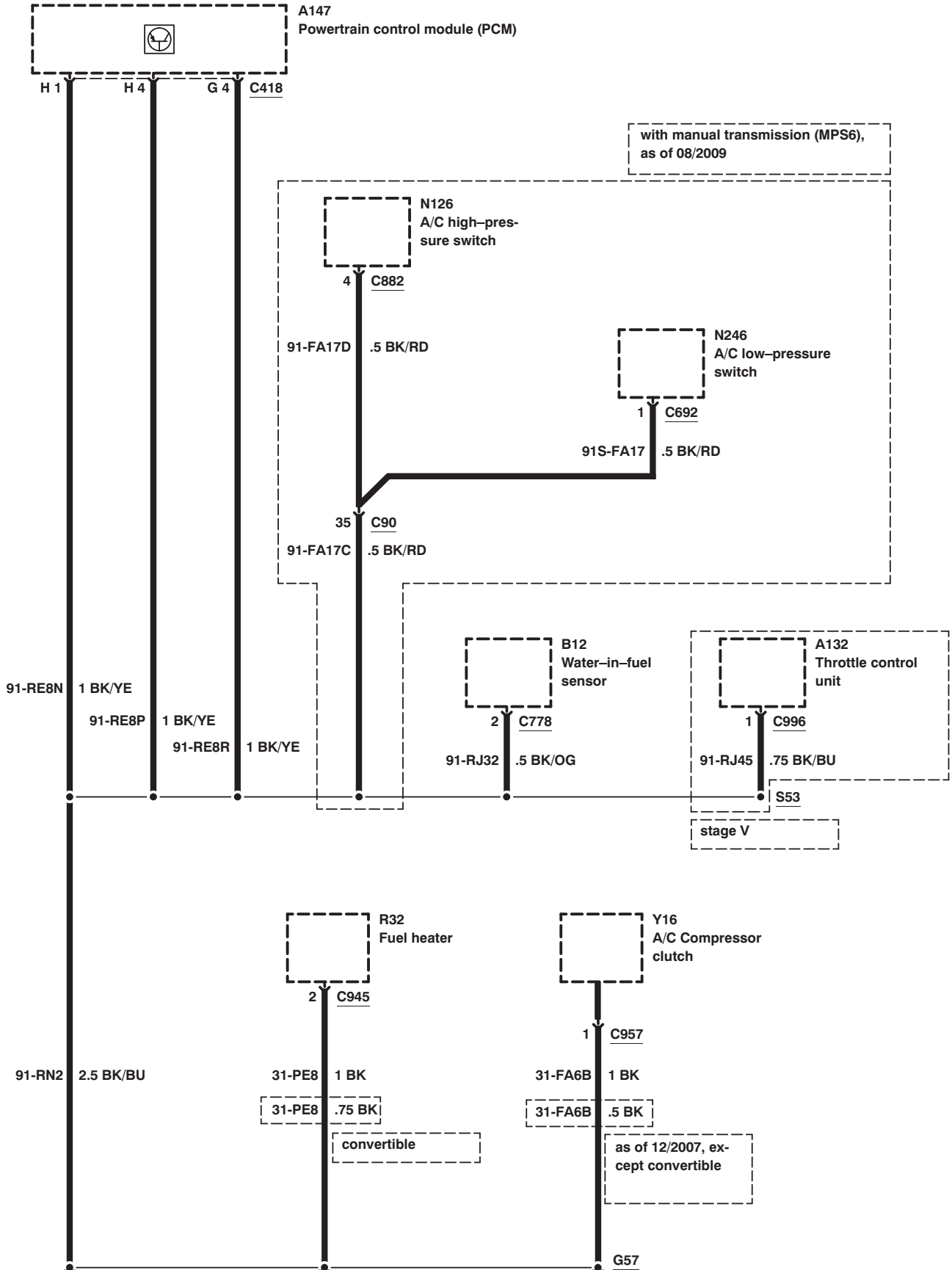
Ground Distribution – G55, without Electronic Stability Program (ESP)



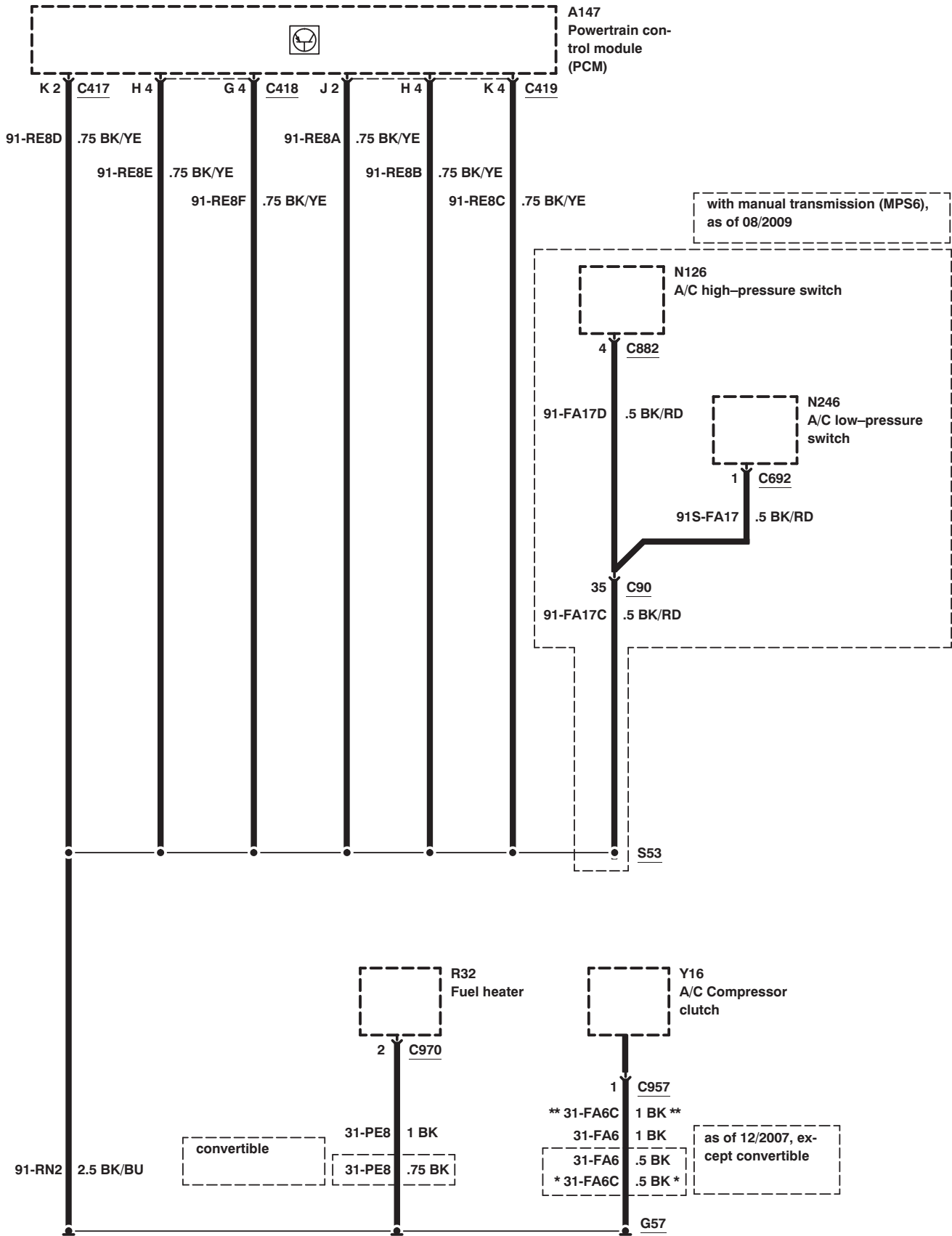
Ground Distribution – G55, with Electronic Stability Program (ESP)



Ground Distribution – G57, 1.6L Duratorq–TDCi (DV) Diesel



Ground Distribution – G57, 1.8L Duratorq–TDCi (Kent) Diesel



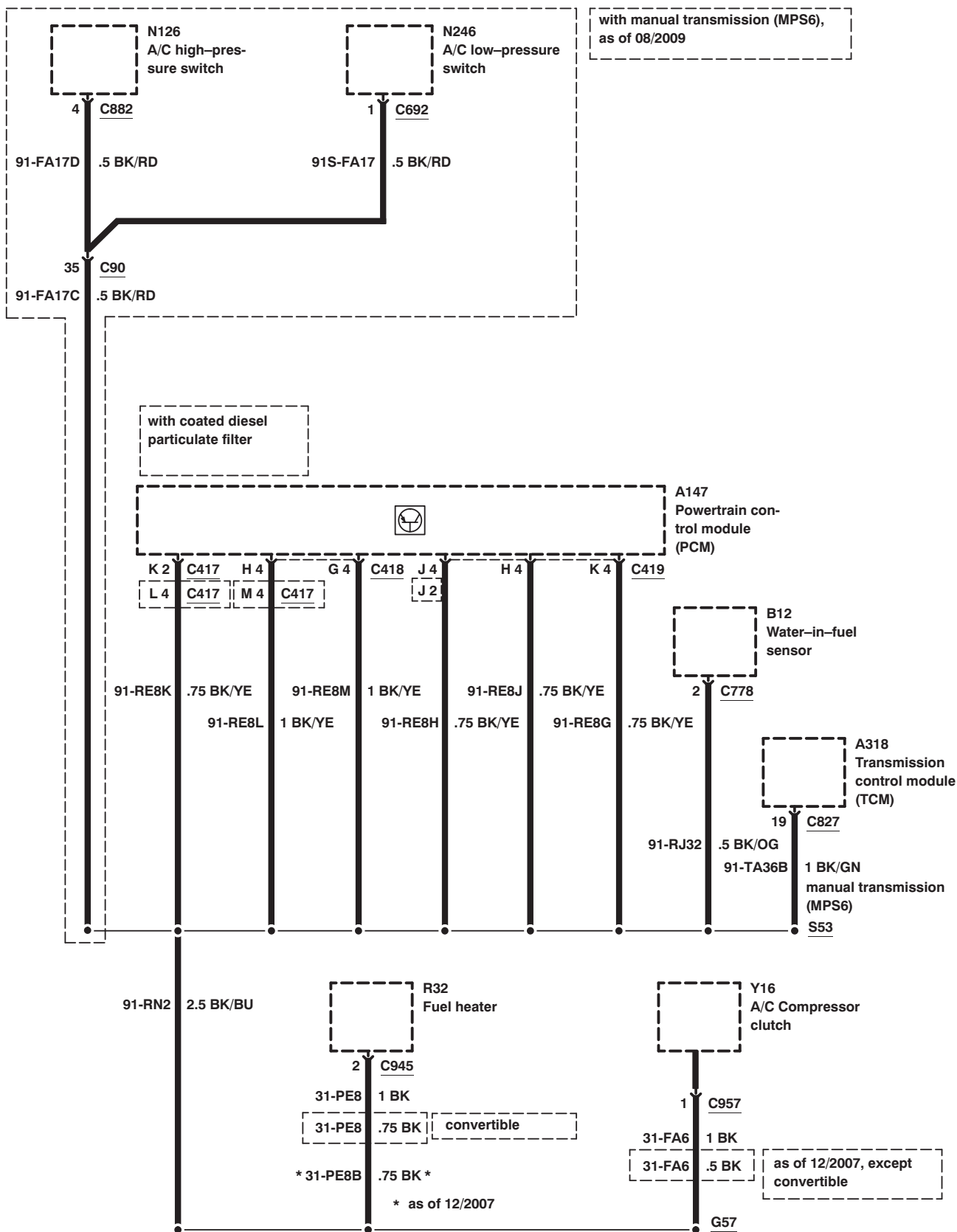
* as of 09/2008

** convertible as of 09/2008

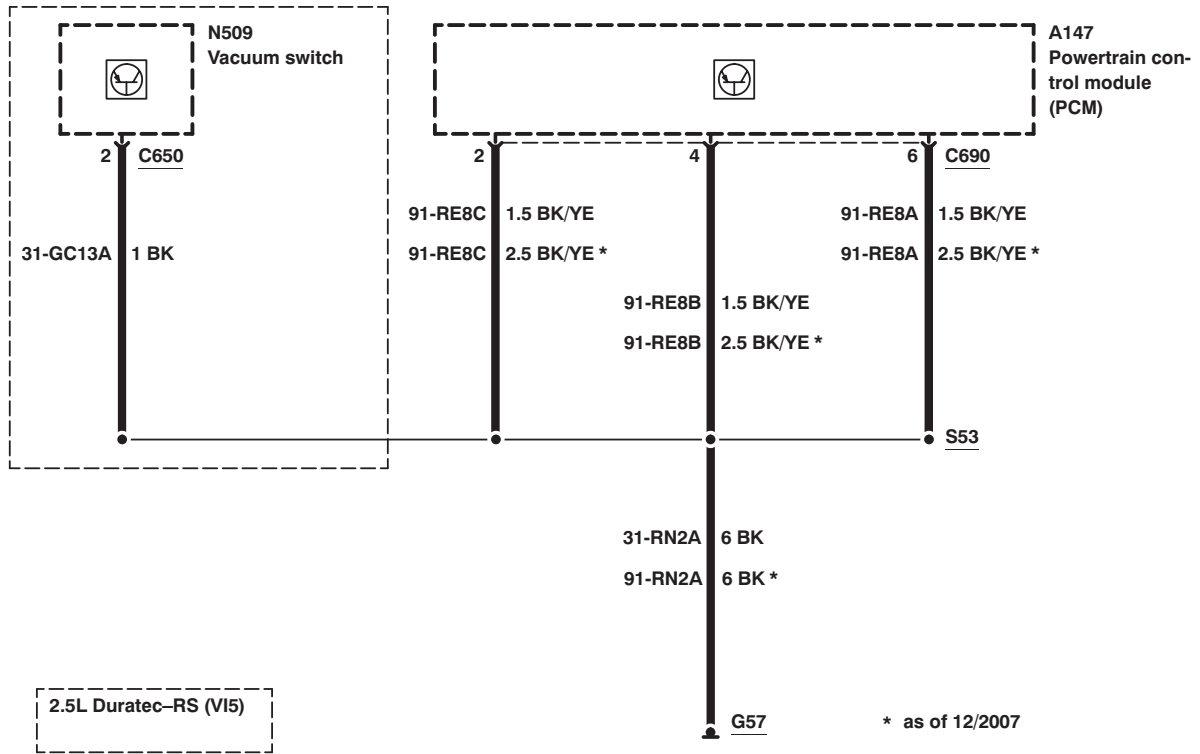
with manual transmission (MPS6),
as of 08/2009

as of 12/2007, ex-
cept convertible

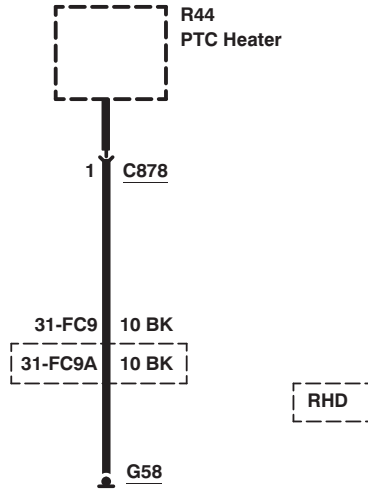
Ground Distribution – G57, 2.0L Duratorq–TDCi (DW) Diesel



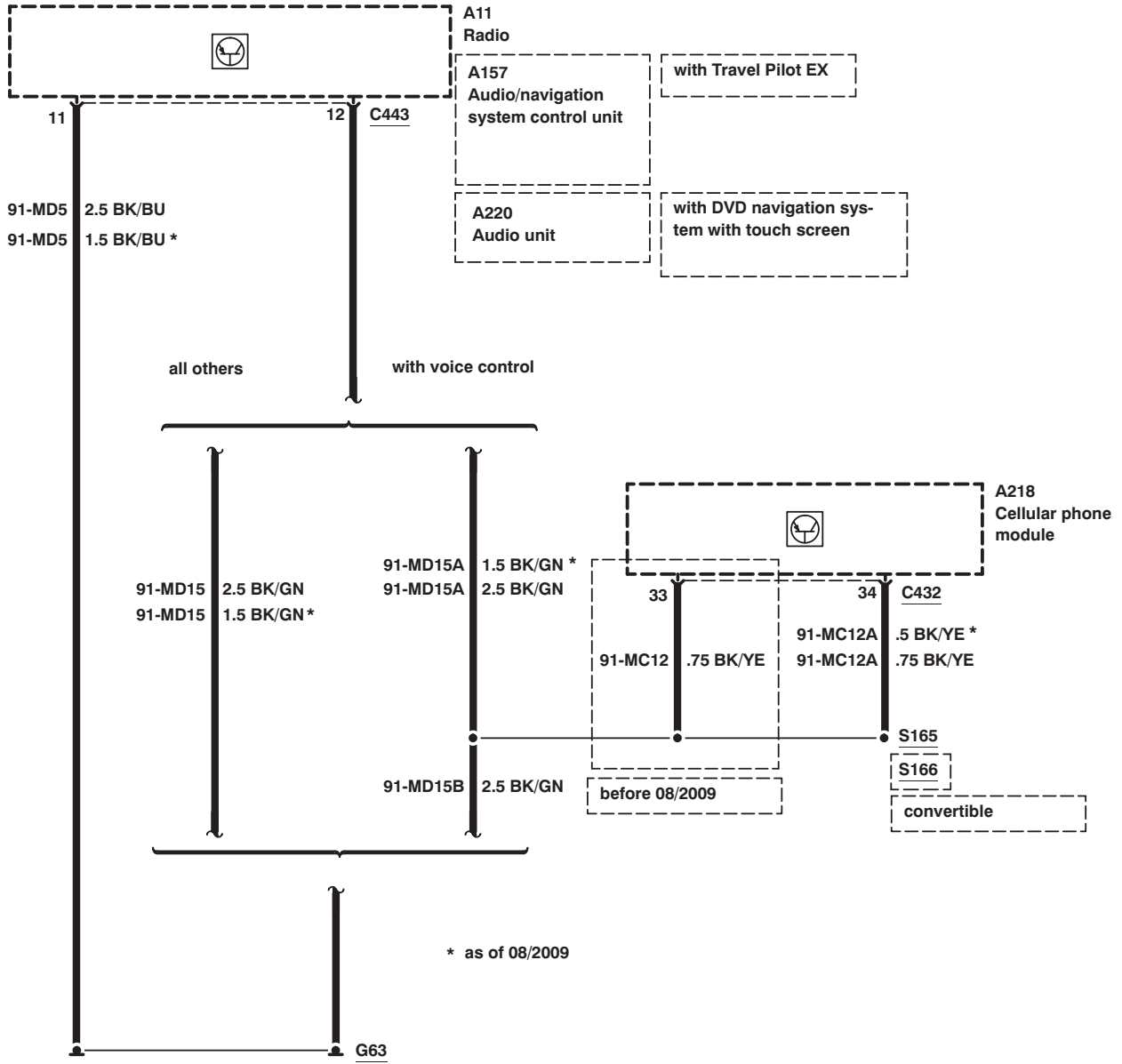
Ground Distribution – G57, 2.5L Duratec (VI5)



Ground Distribution – G58

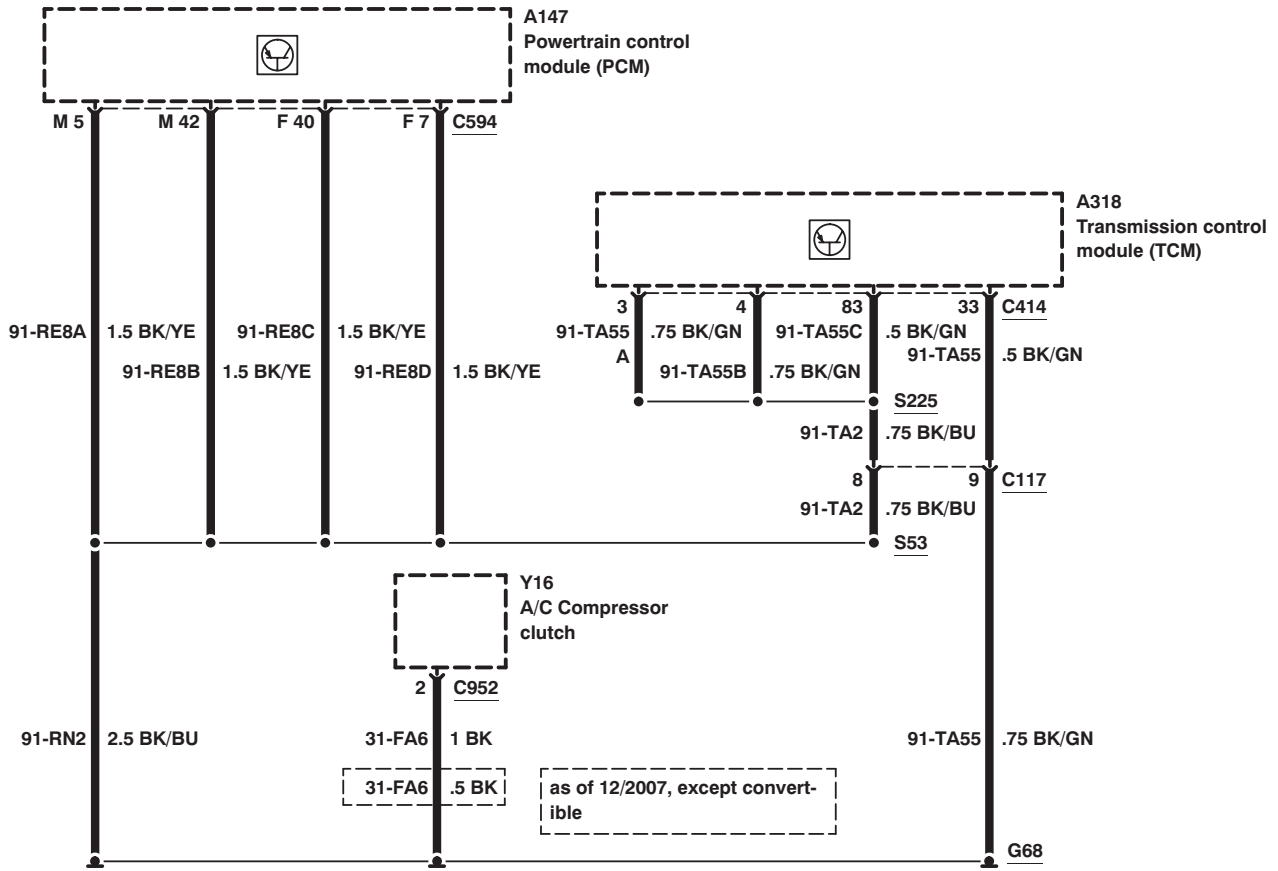


Ground Distribution – G63

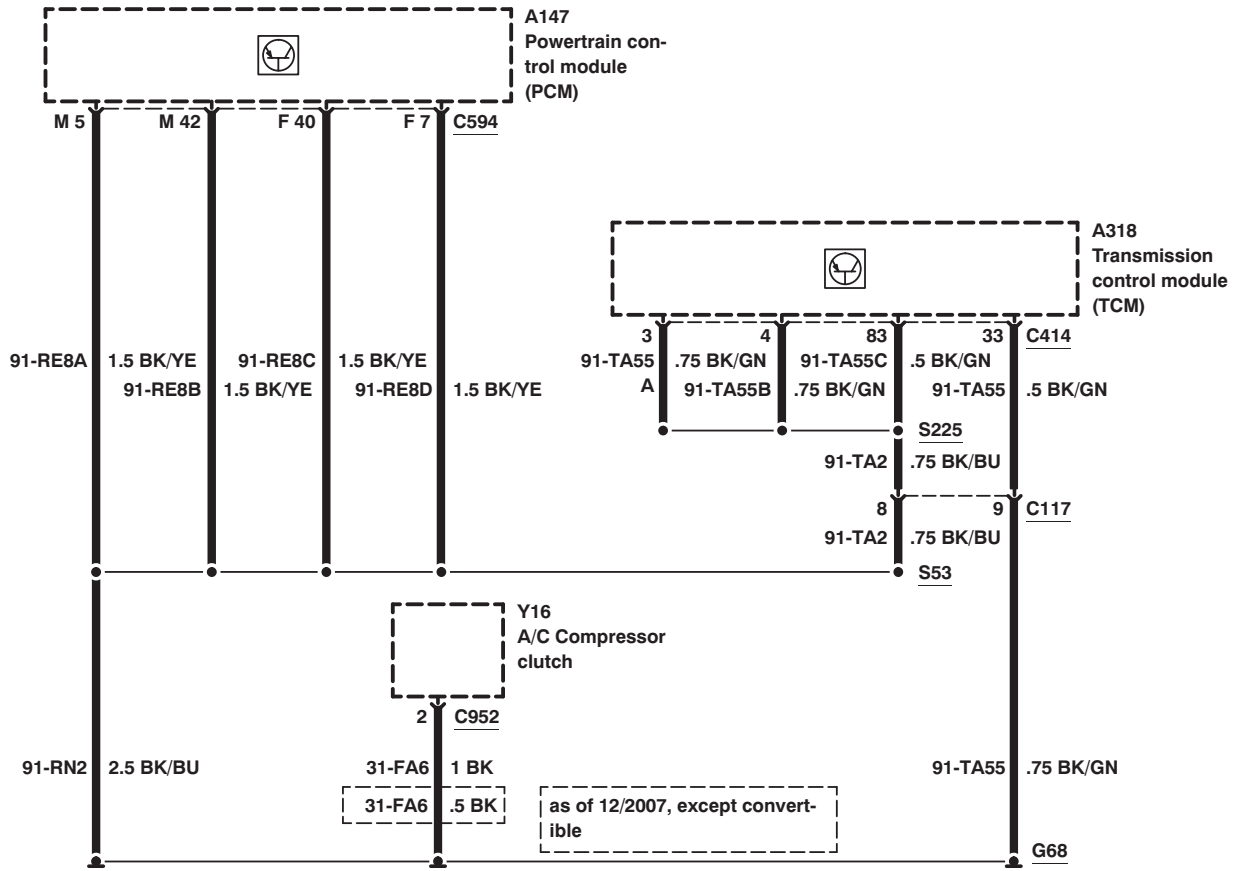


* as of 08/2009

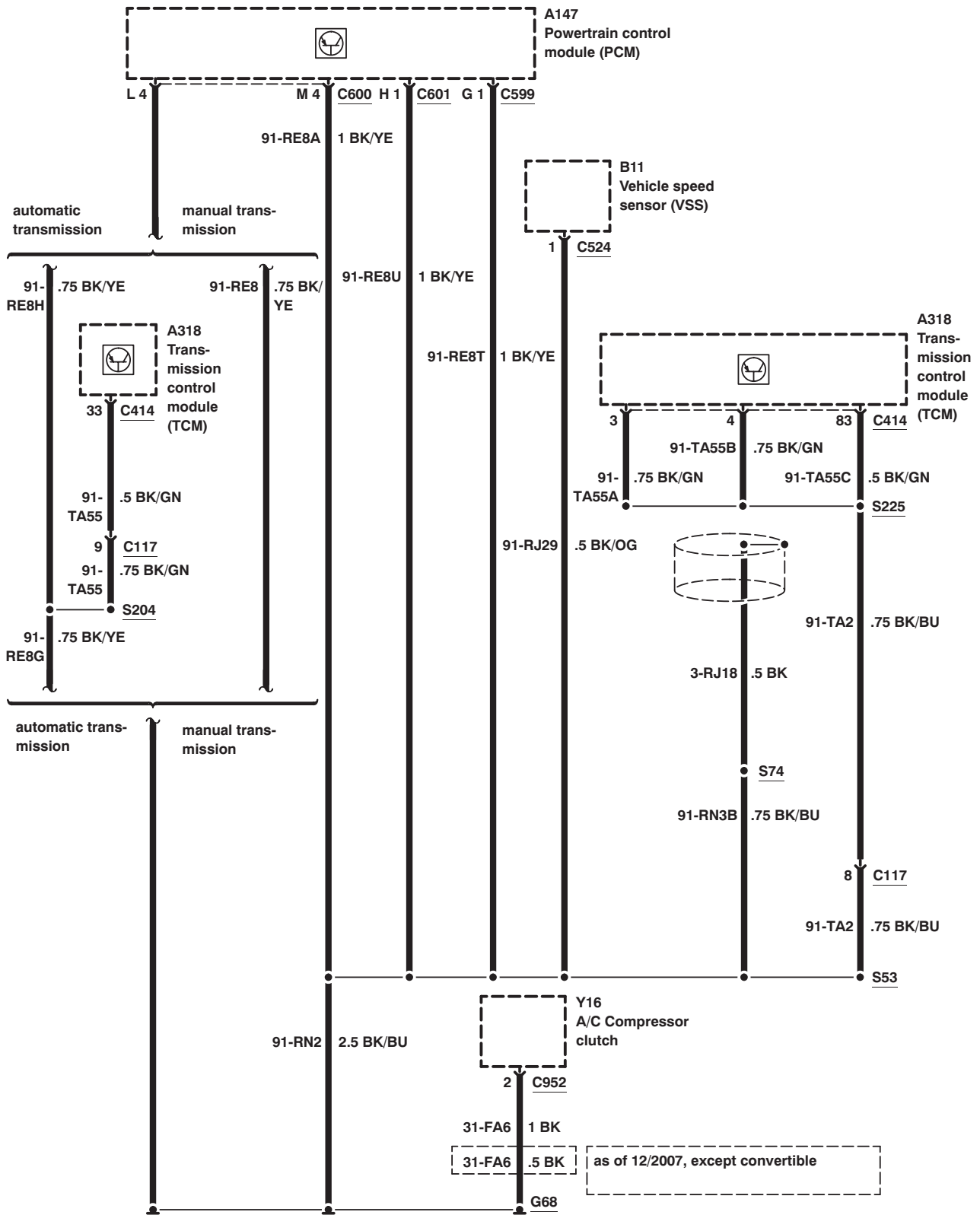
Ground Distribution – G68, 1.4/1.6L Duratec–16V (Sigma)



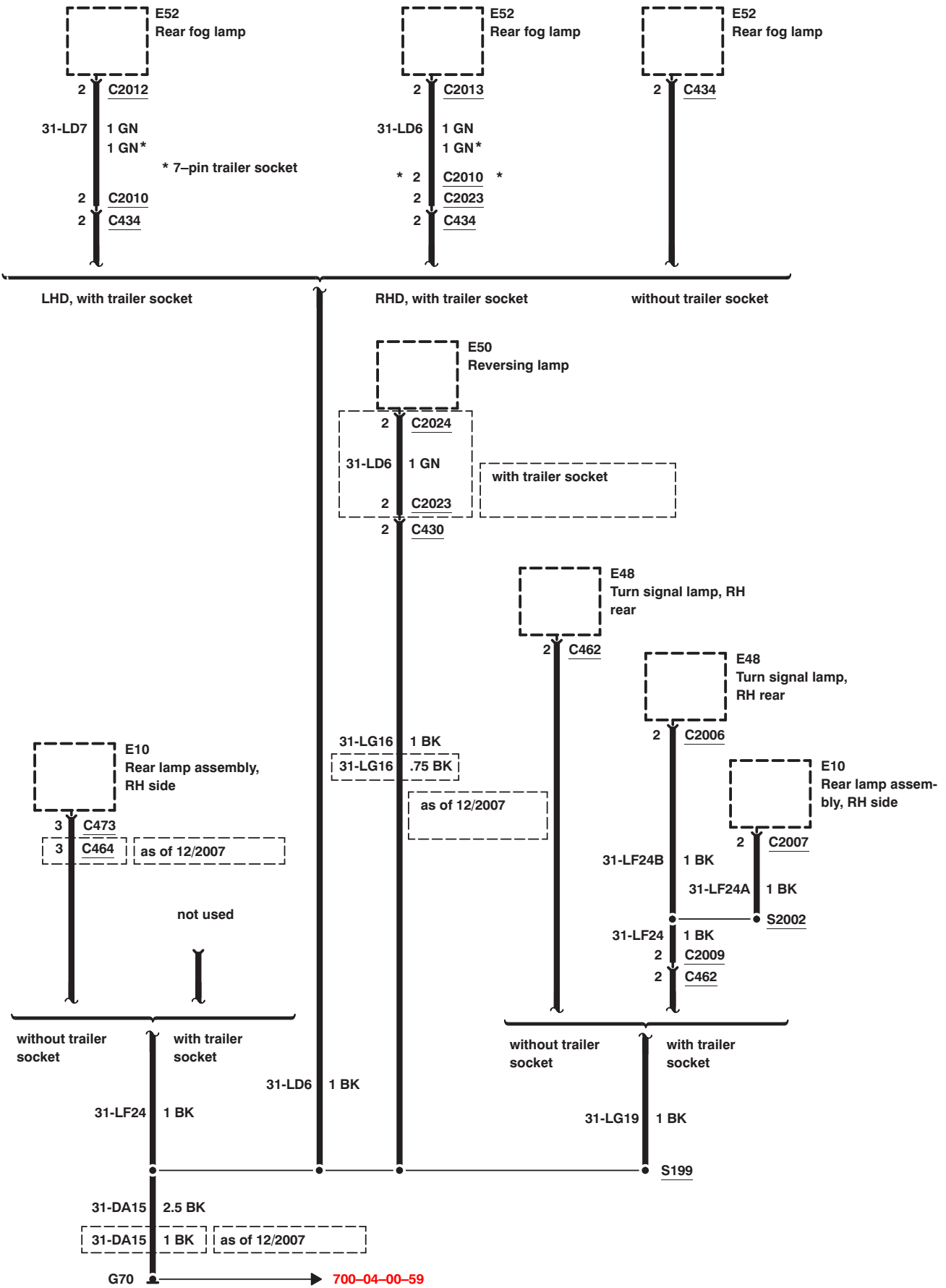
Ground Distribution – G68, 1.6L Duratec–16V Ti–VCT (Sigma)



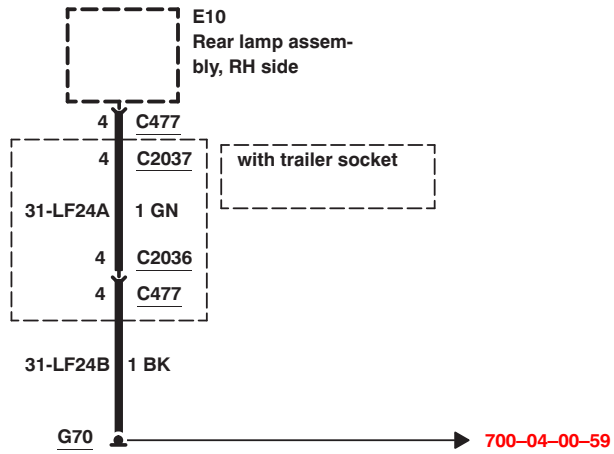
Ground Distribution – G68, 1.8/2.0L Duratec-HE (MI4)



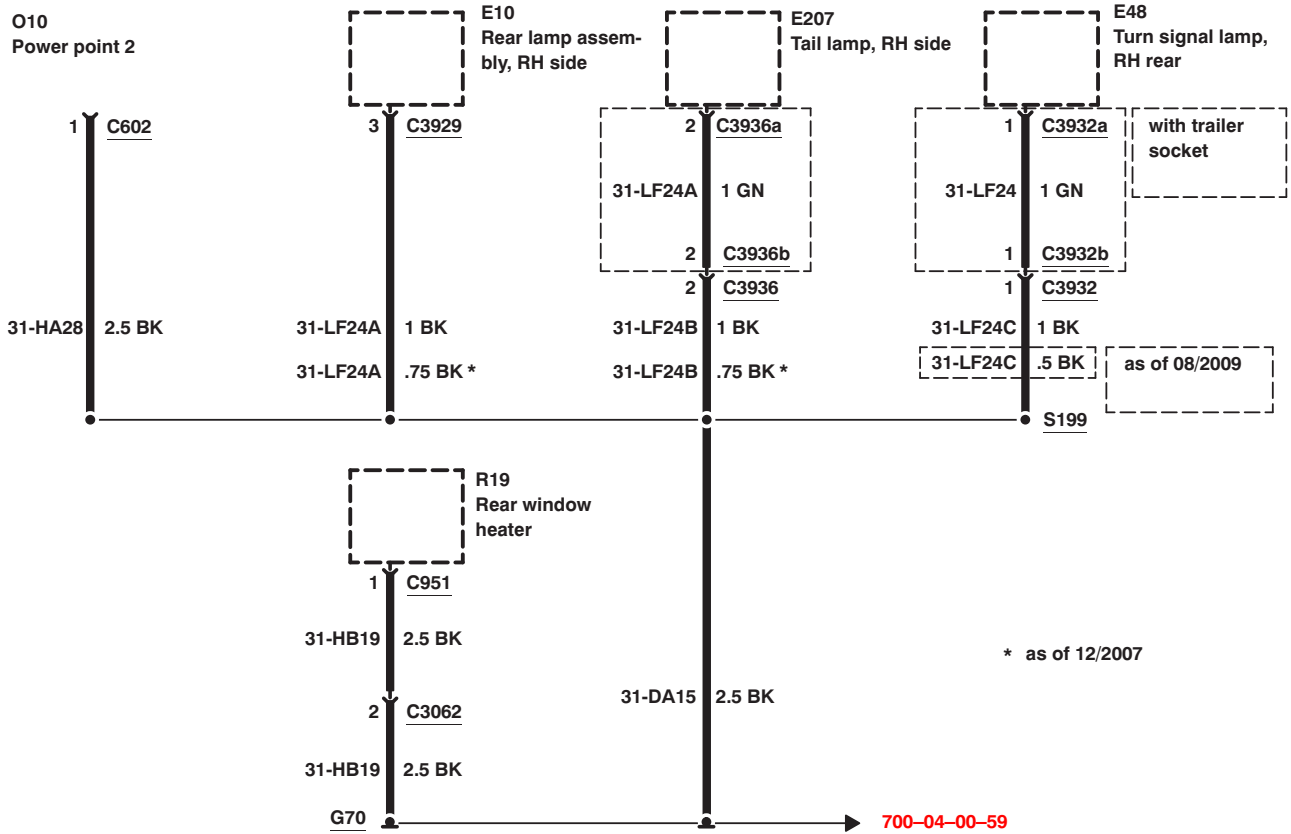
Ground Distribution – G70, 3-door model/5-door model



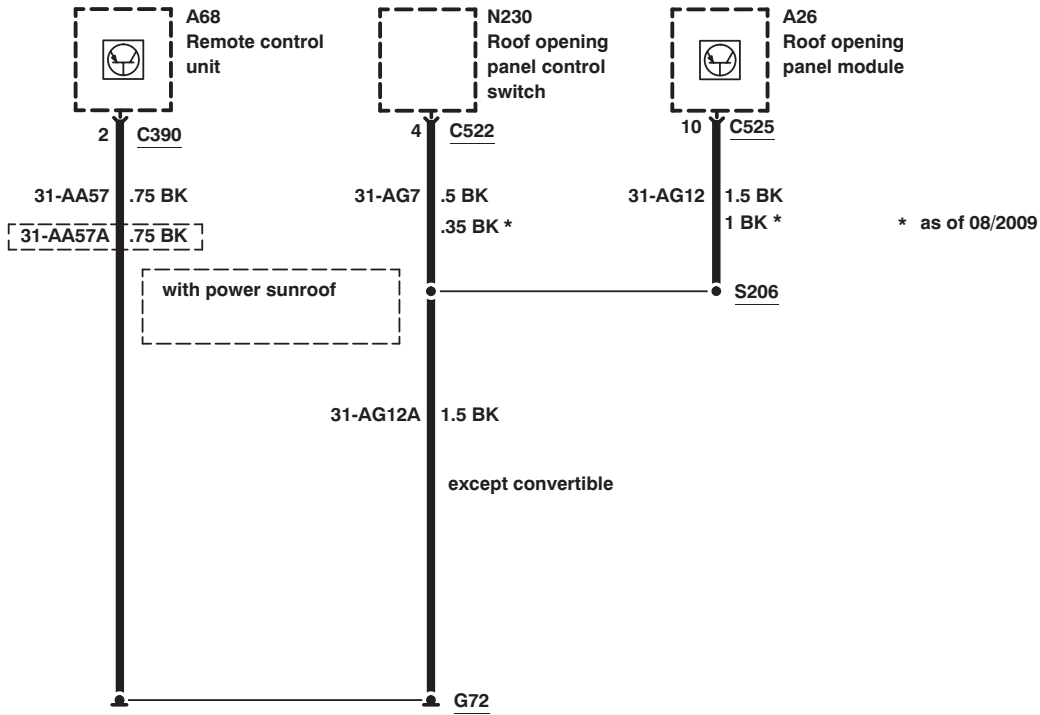
Ground Distribution – G70, 4-door model



Ground Distribution – G70, convertible

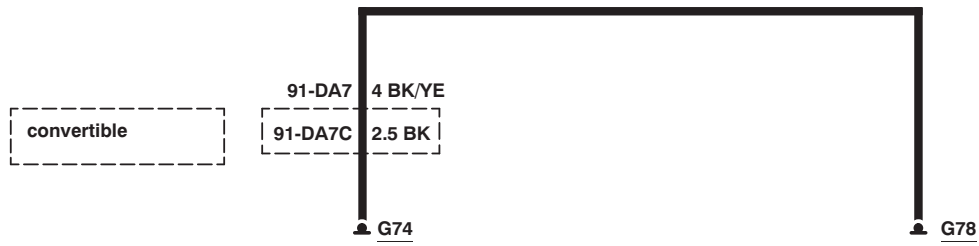


Ground Distribution – G72

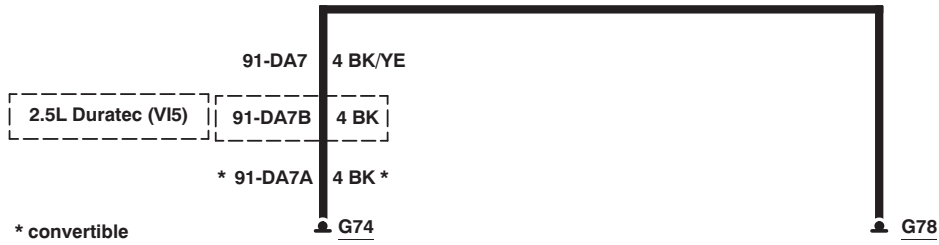


10/2009
700-04-00-61
2007.5
Focus

Ground Distribution – G74, G78, 1.4/1.6L Duratec–16V (Sigma), 1.6L Duratec–16V Ti–VCT (Sigma)



Ground Distribution – G74, G78, 1.8/2.0L Duratec–HE (MI4), 2.5L Duratec (VI5)

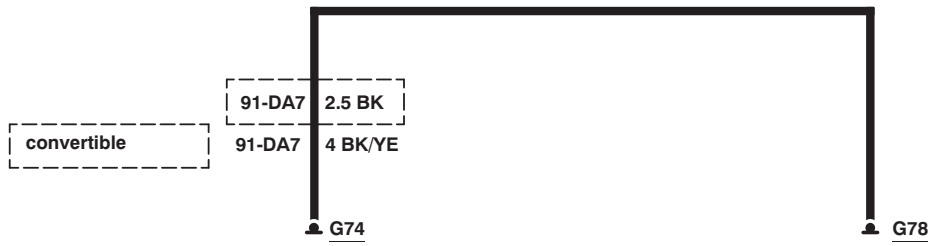


10/2009
700-04-00-63
2007.5
Focus

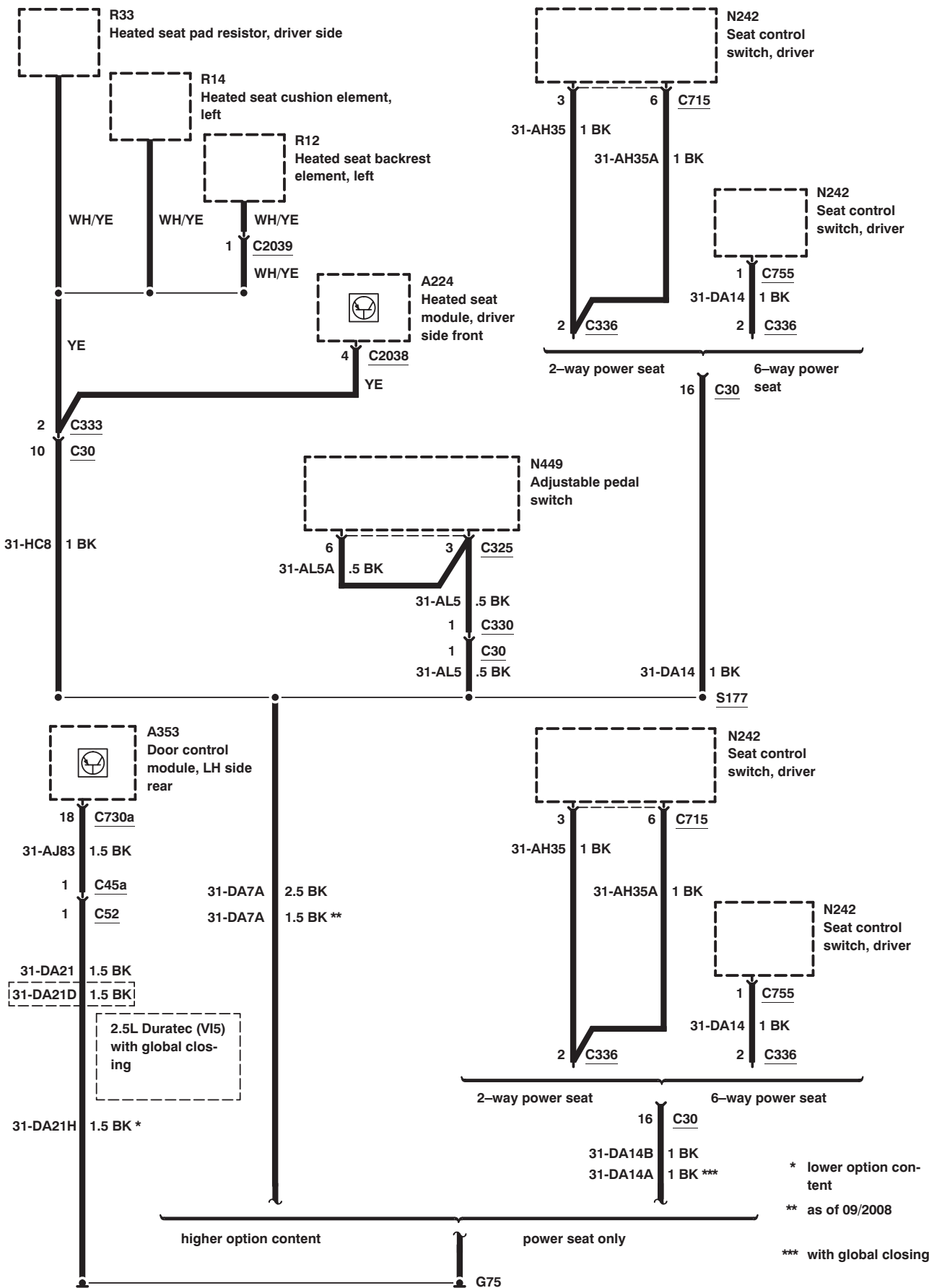
Ground Distribution – G74, G78, 1.6L Duratorq–TDCi (DV) Diesel



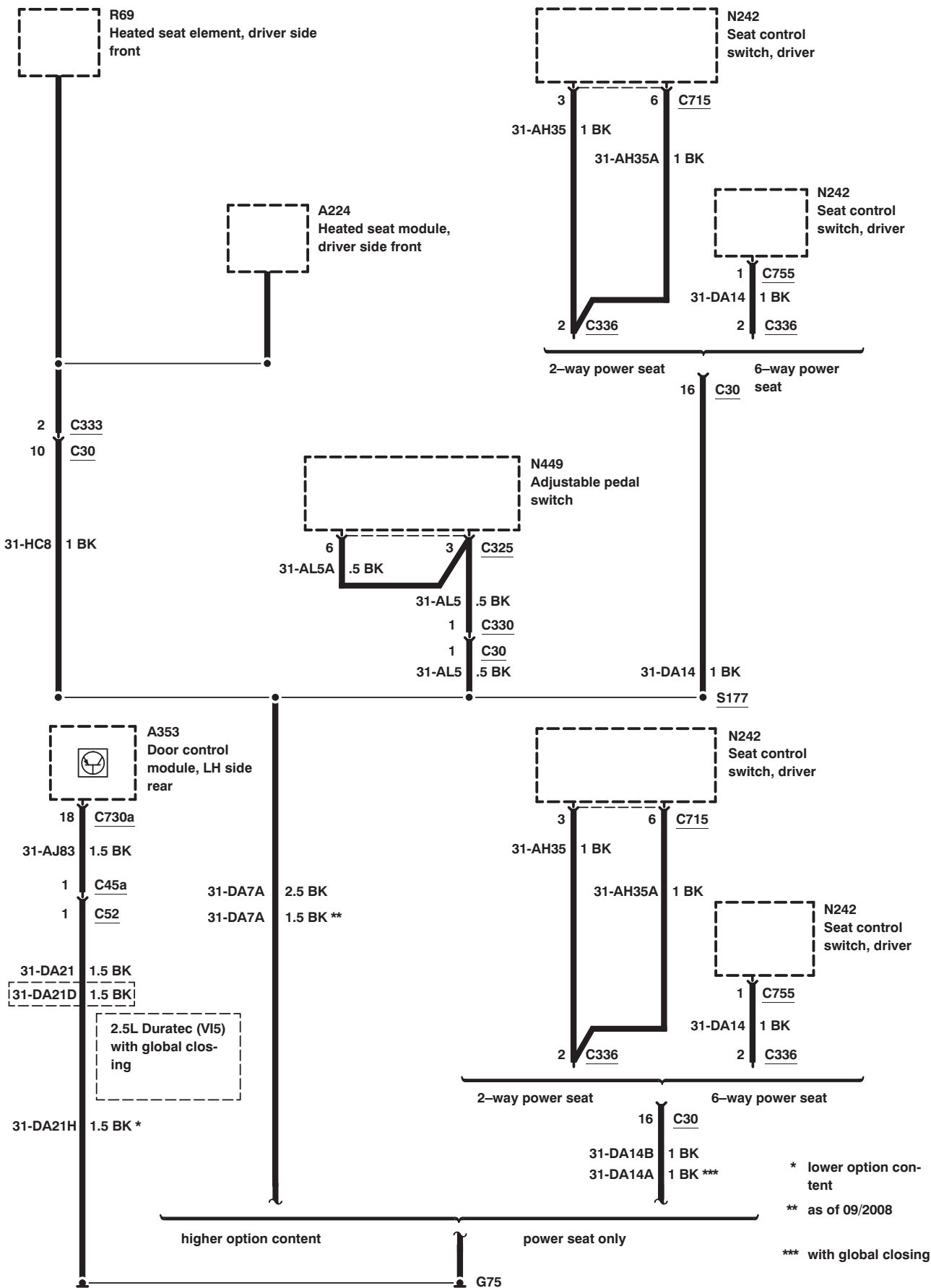
Ground Distribution – G74, G78, 1.8L Duratorq–TDCi (Kent) Diesel, 2.0L Duratorq–TDCi (DW) Diesel



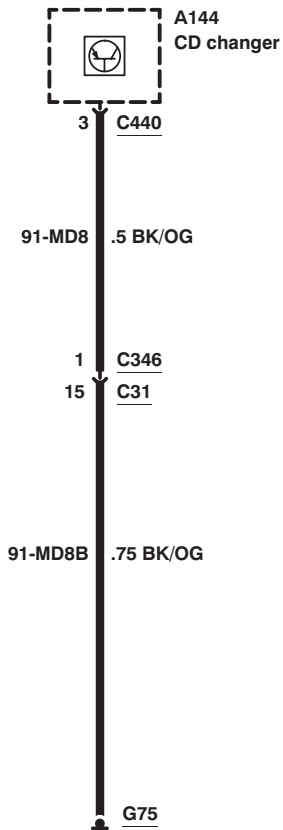
Ground Distribution – G75, except convertible, LHD, before 12/2007



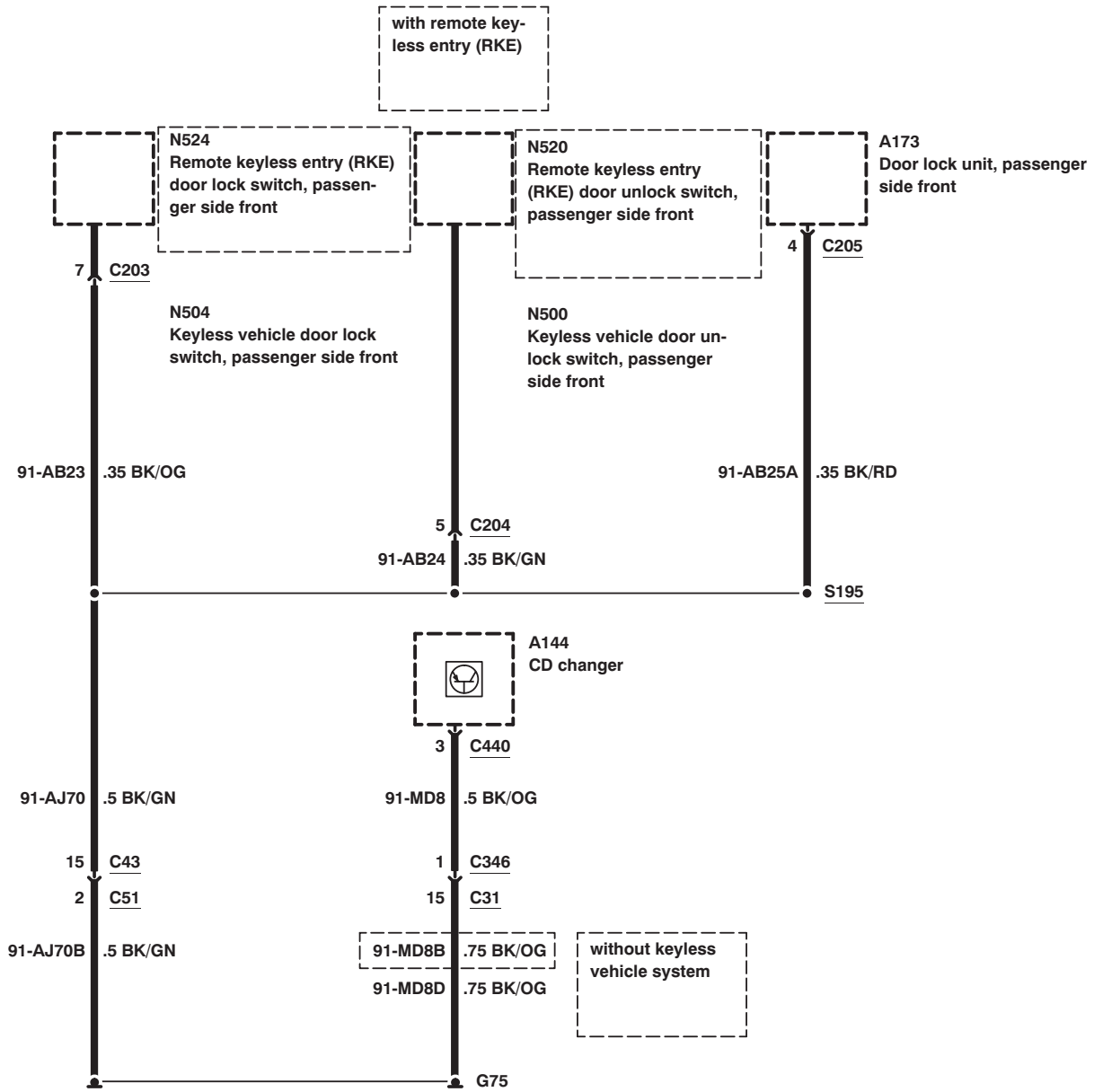
Ground Distribution – G75, except convertible, LHD, as of 12/2007



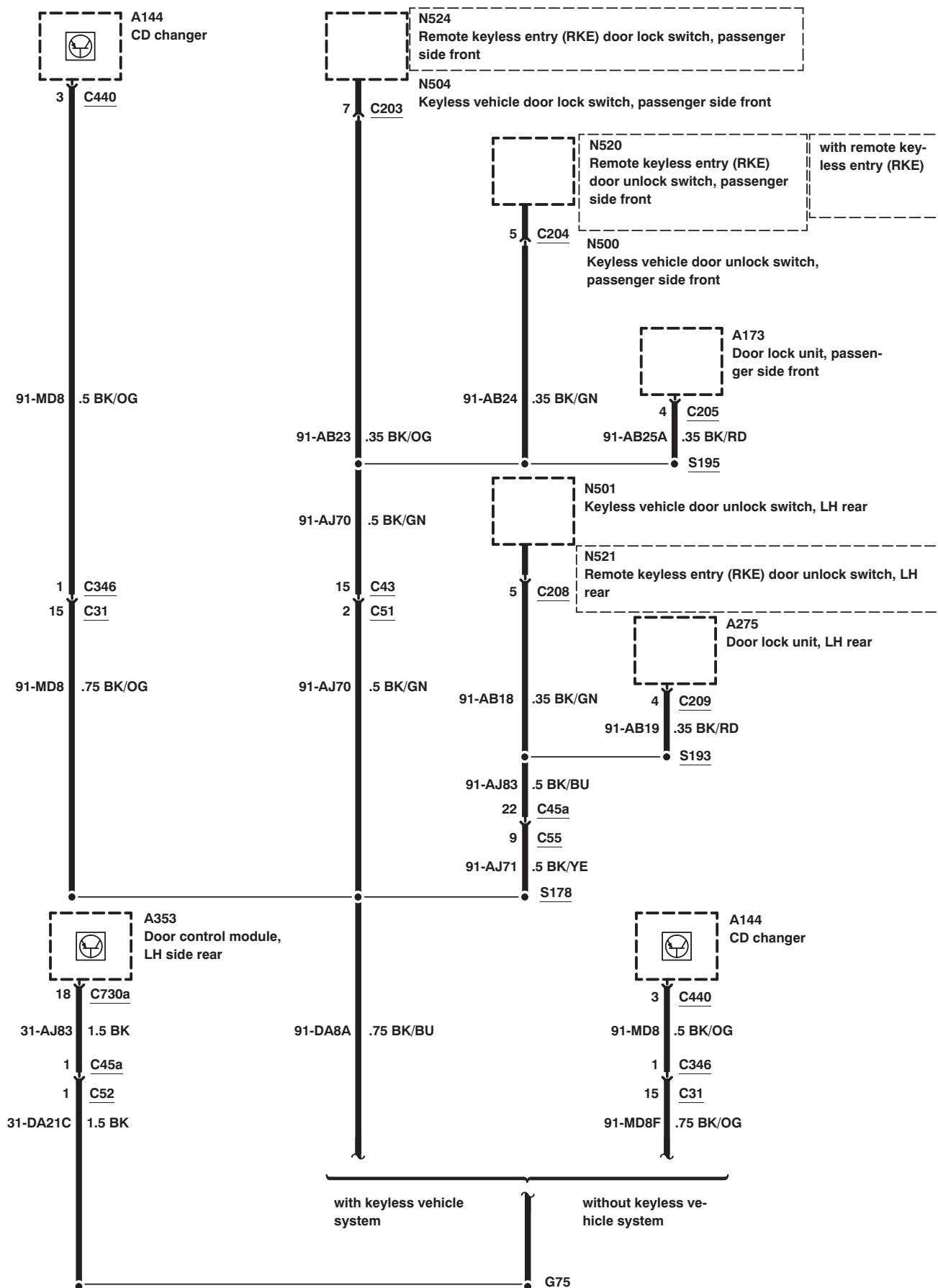
Ground Distribution – G75, except convertible, RHD, without global closing



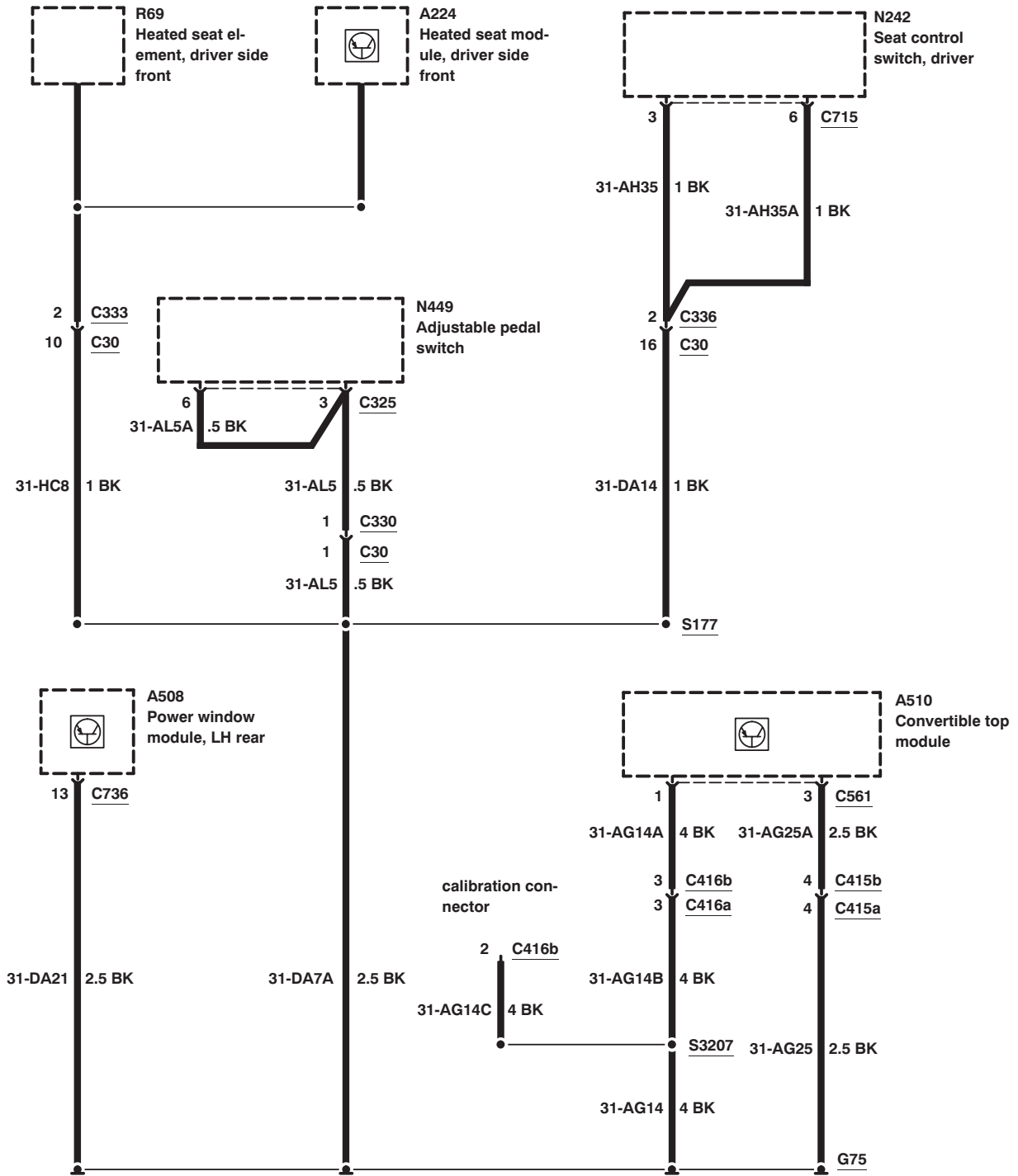
Ground Distribution – G75, 3–door model, RHD, with global closing



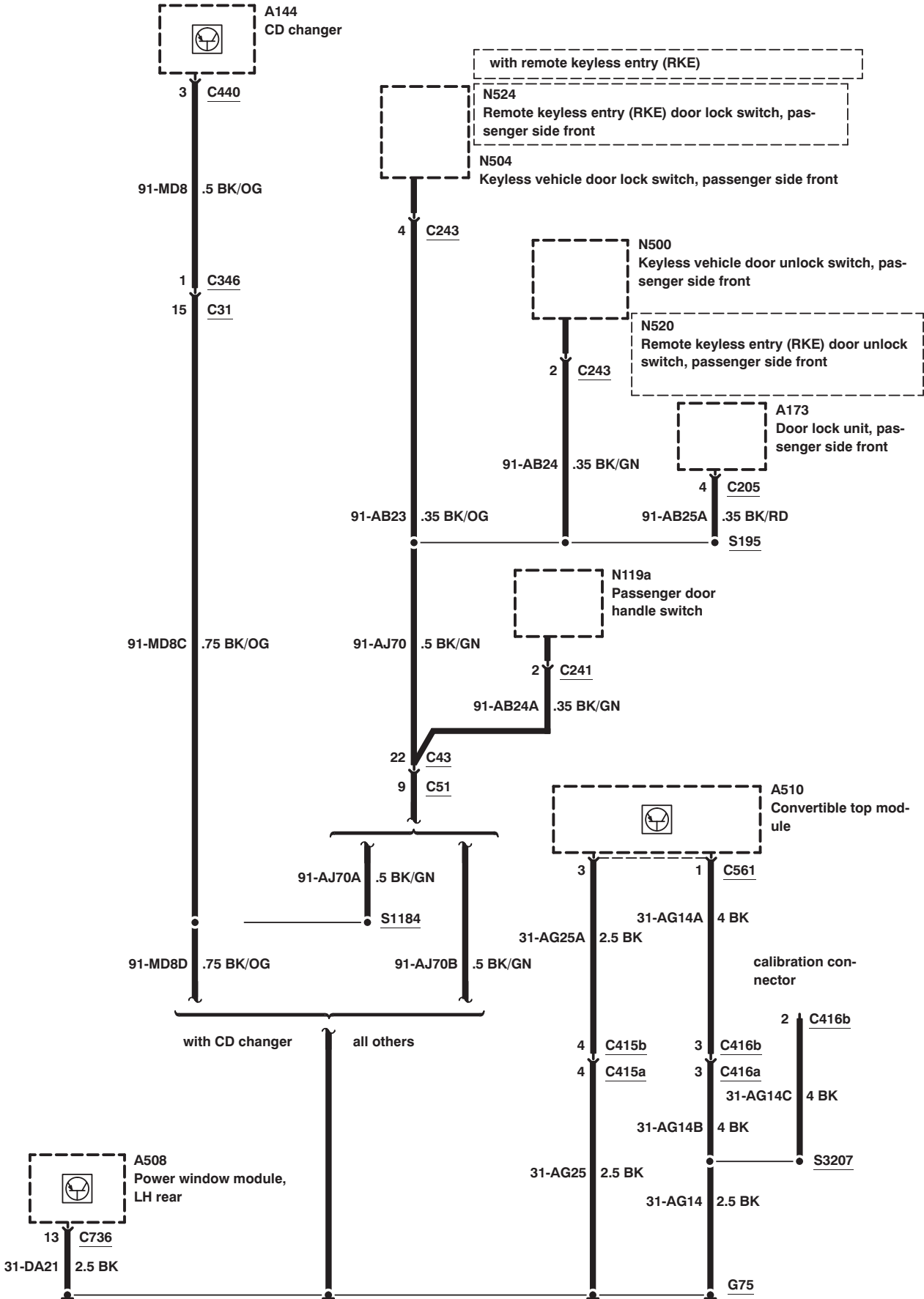
Ground Distribution – G75, except 3–door model, RHD, with global closing



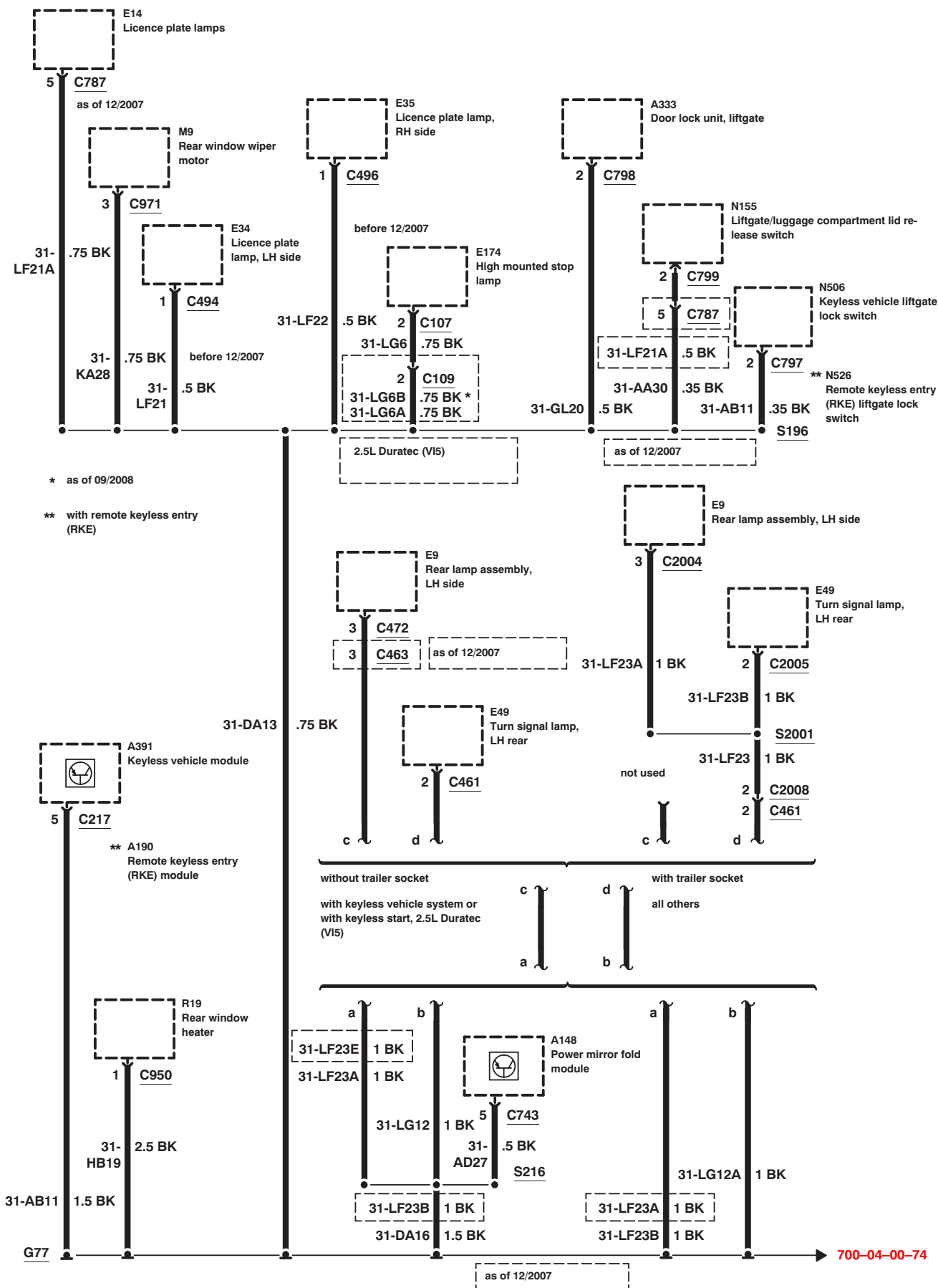
Ground Distribution – G75, convertible, LHD, as of 12/2007



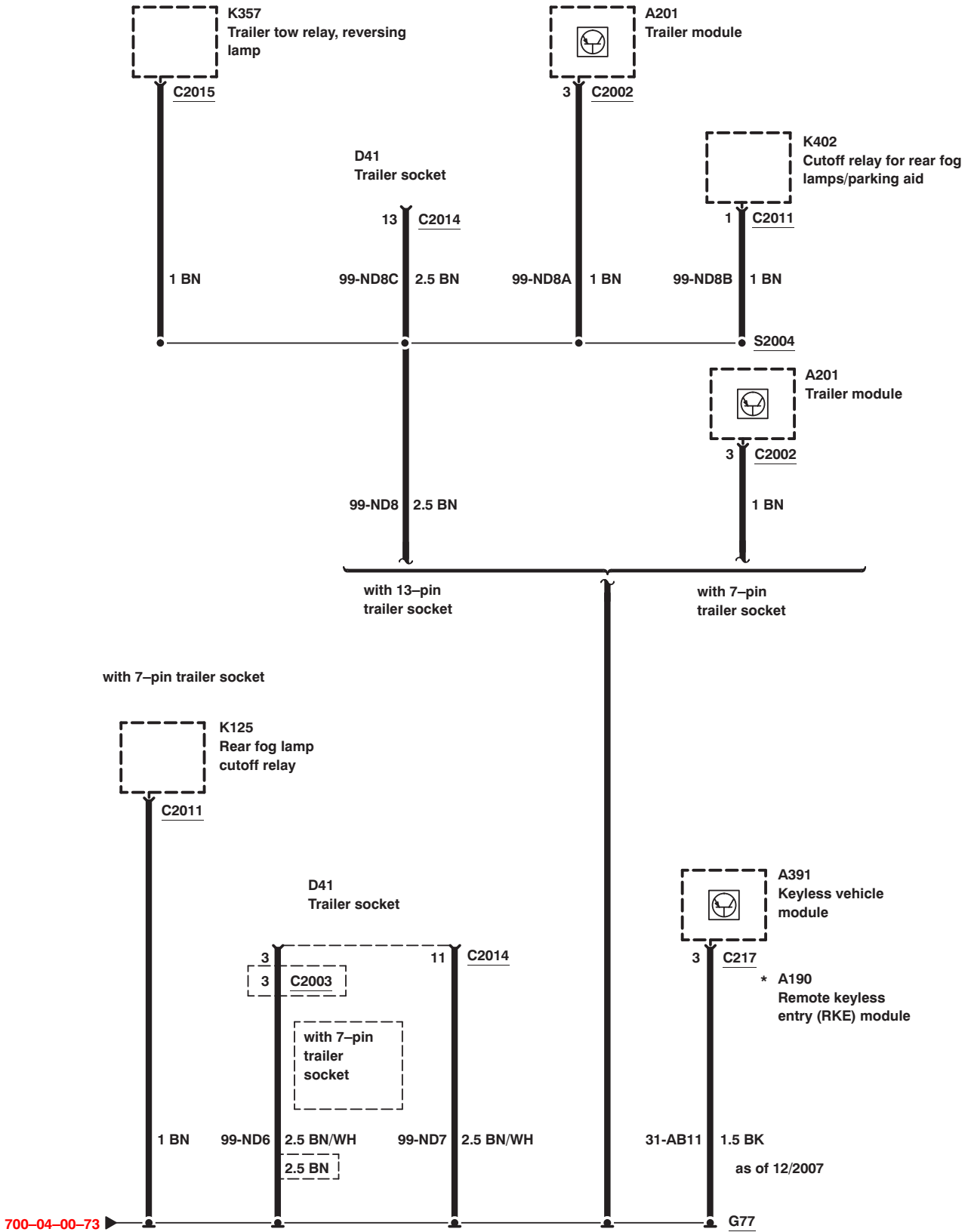
Ground Distribution – G75, convertible, RHD



Ground Distribution – G77, 3-door model/5-door model



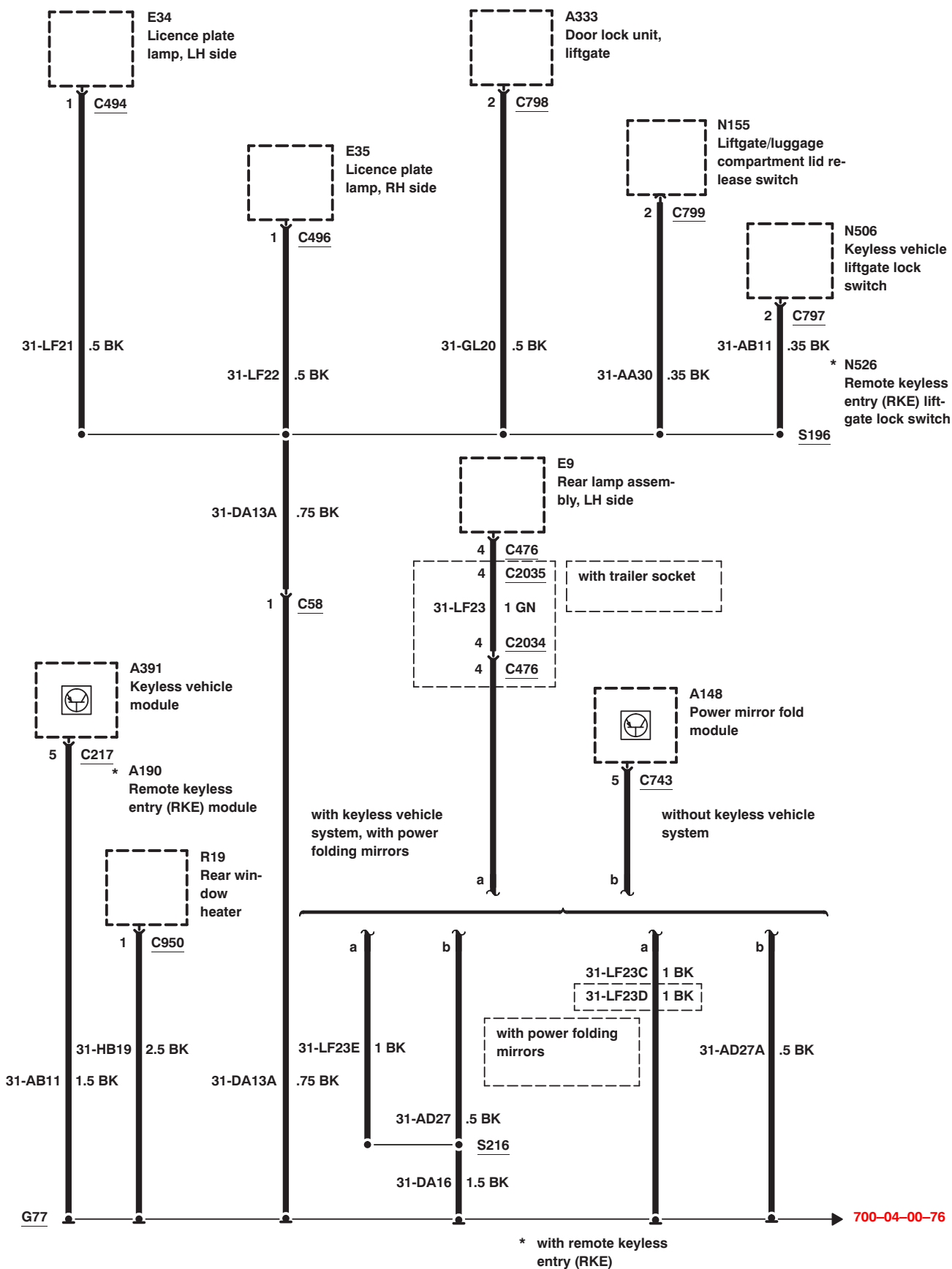
Ground Distribution – G77, 3–door model/5–door model



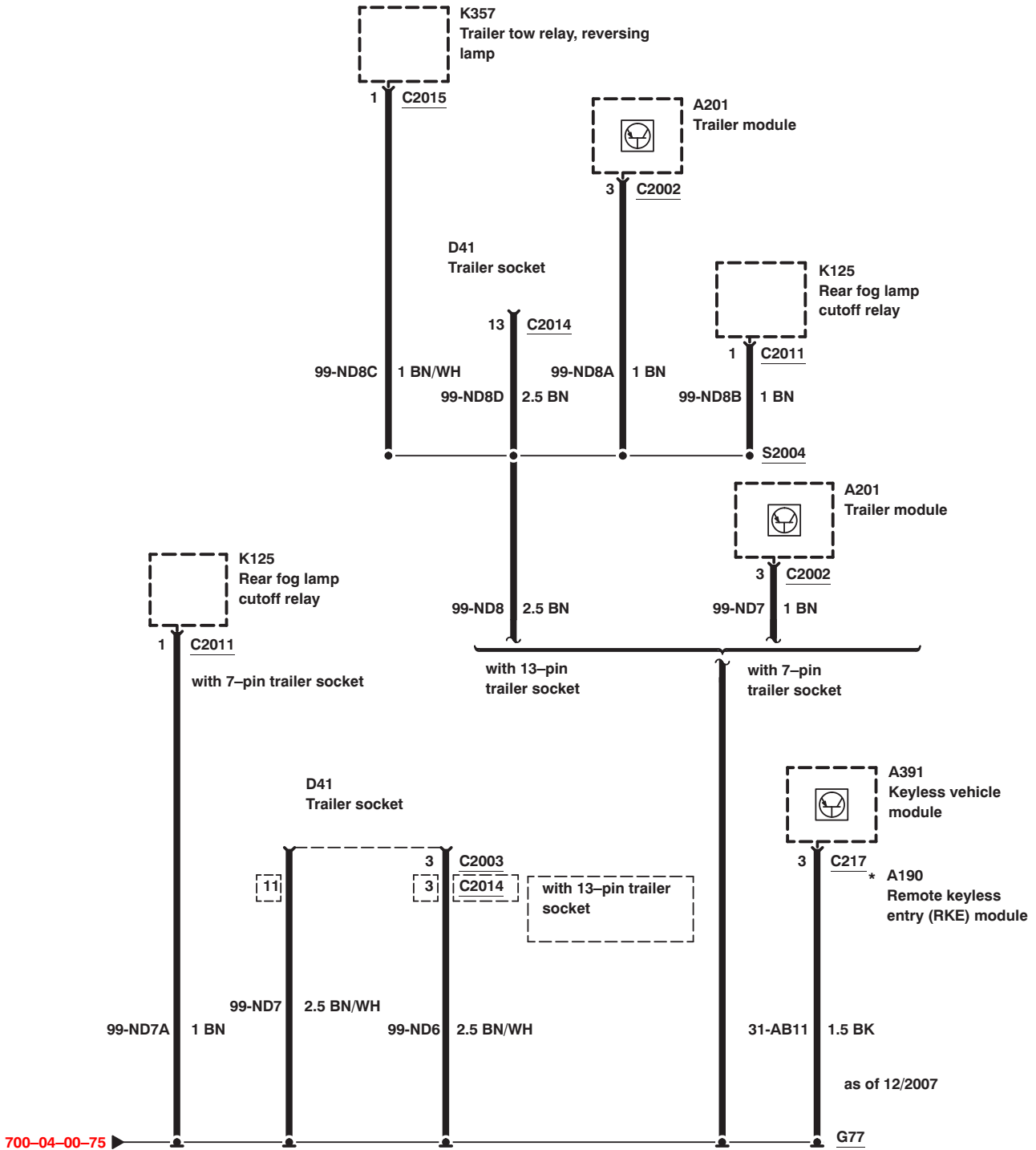
700-04-00-73

* with remote keyless entry (RKE)

Ground Distribution – G77, 4-door model



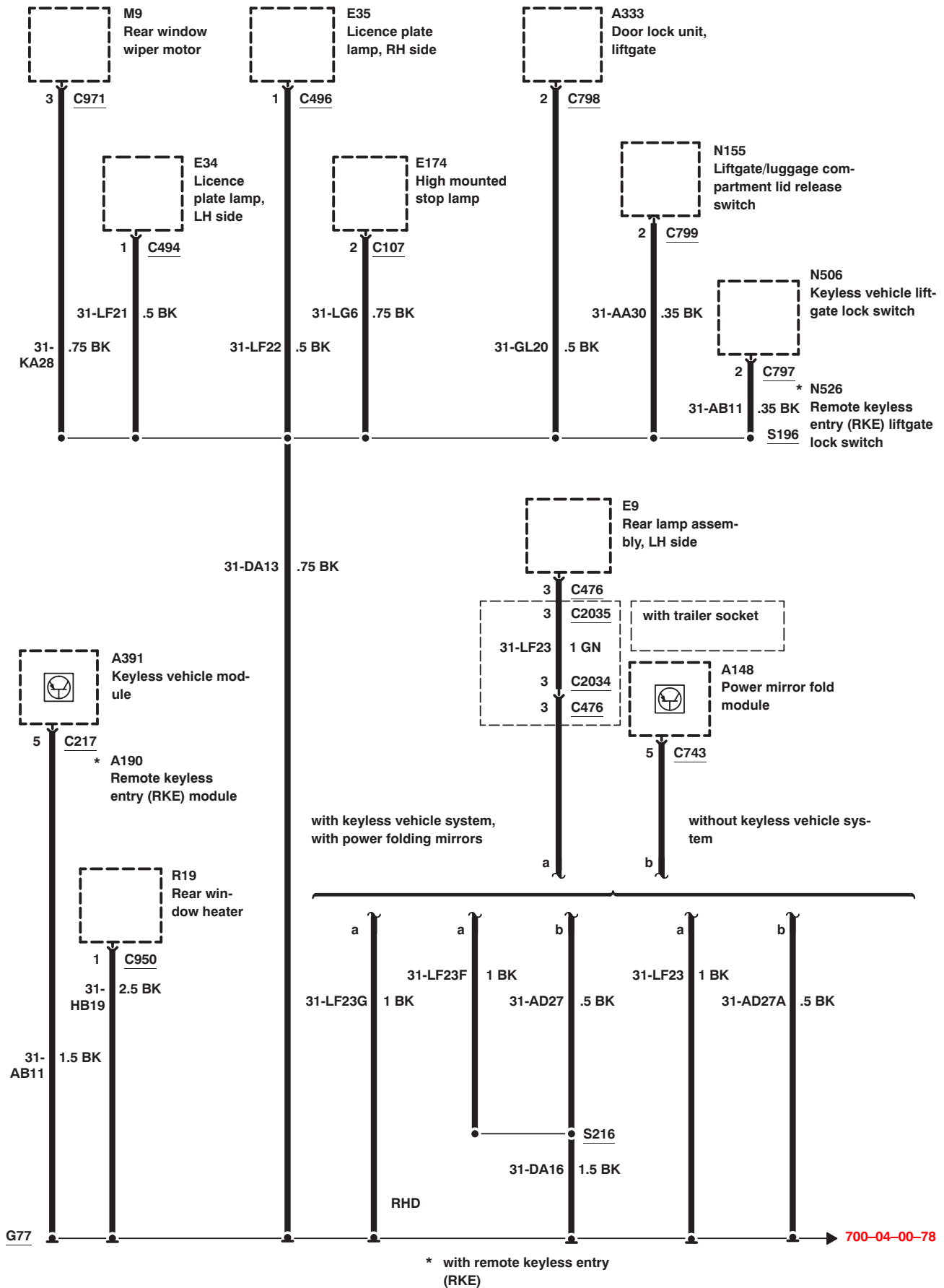
Ground Distribution – G77, 4-door model



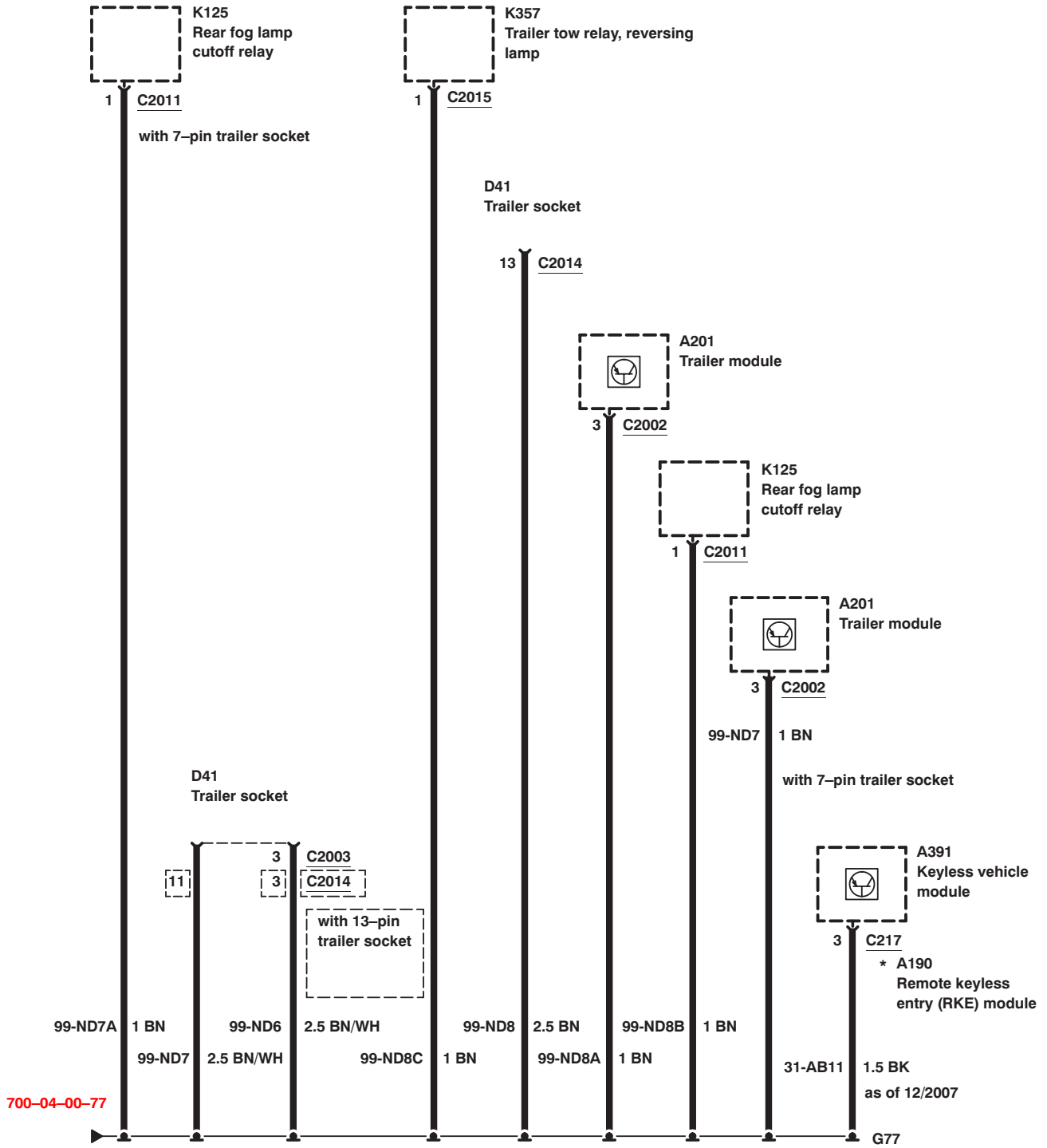
700-04-00-75

* with remote keyless entry (RKE)

Ground Distribution – G77, wagon

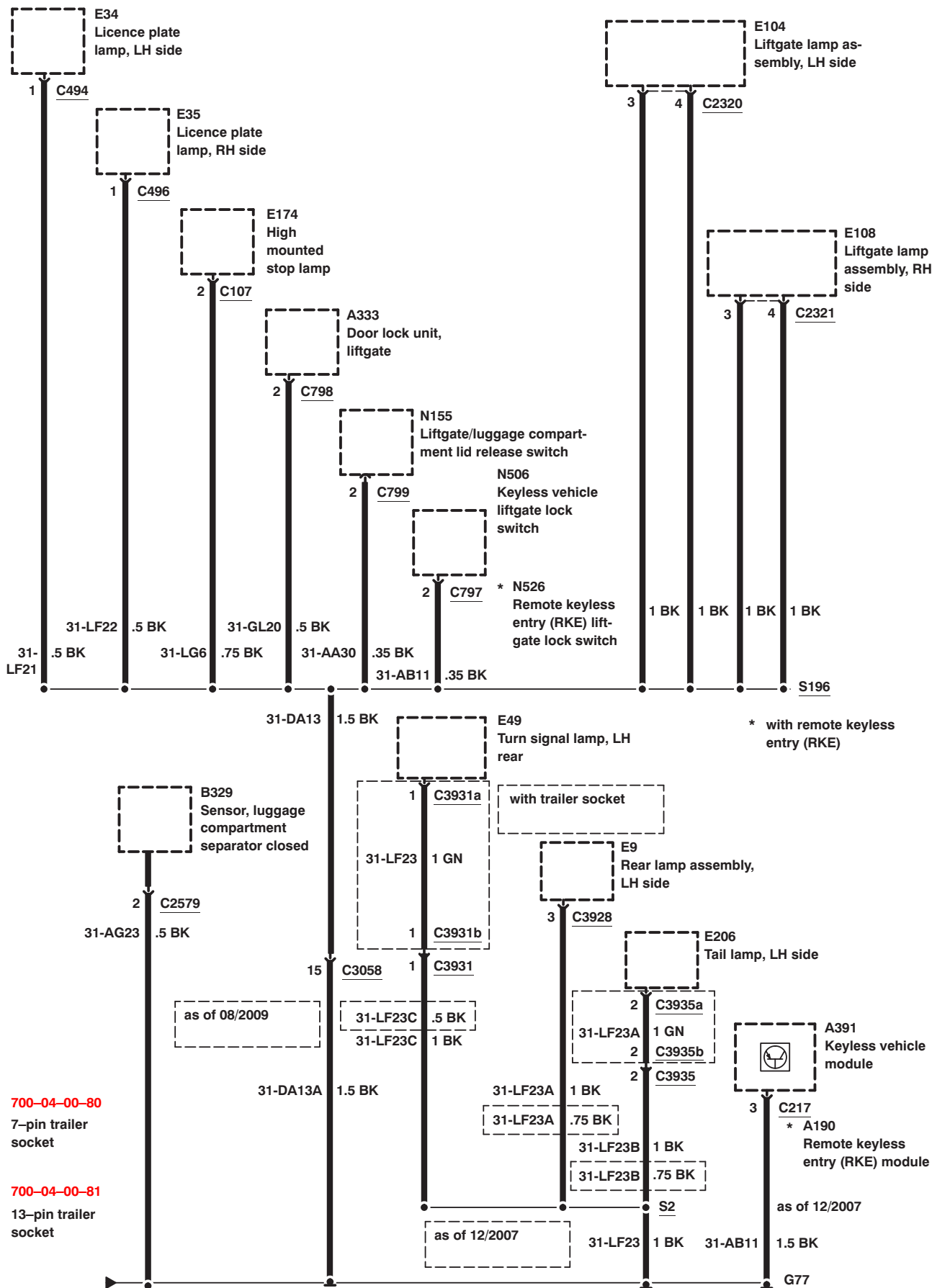


Ground Distribution – G77, wagon

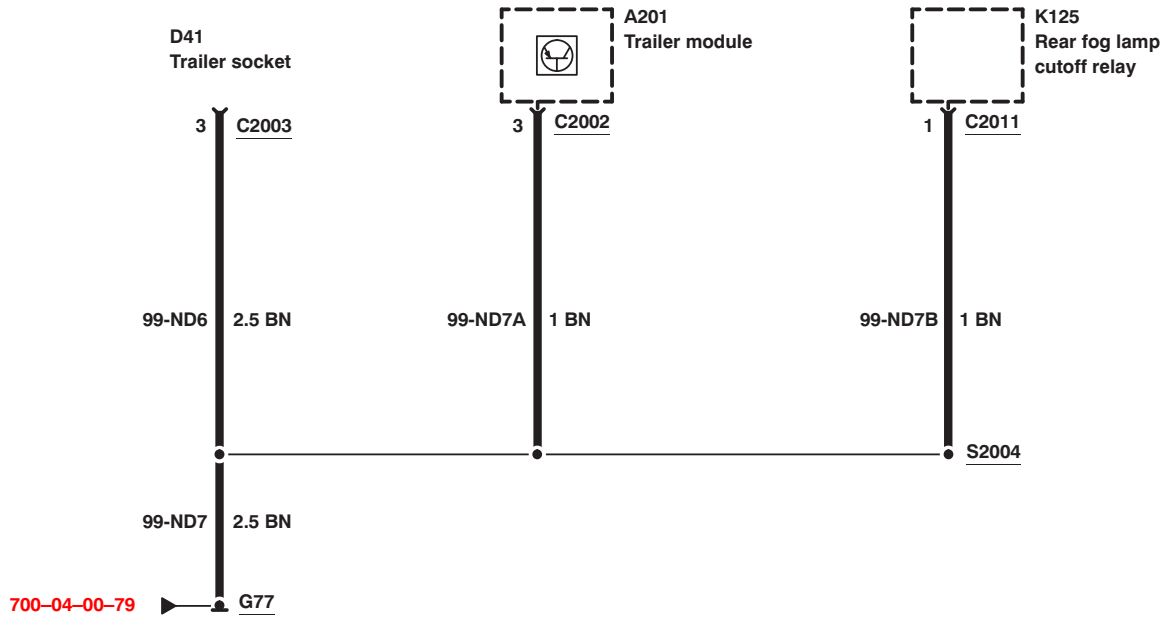


* with remote keyless entry (RKE)

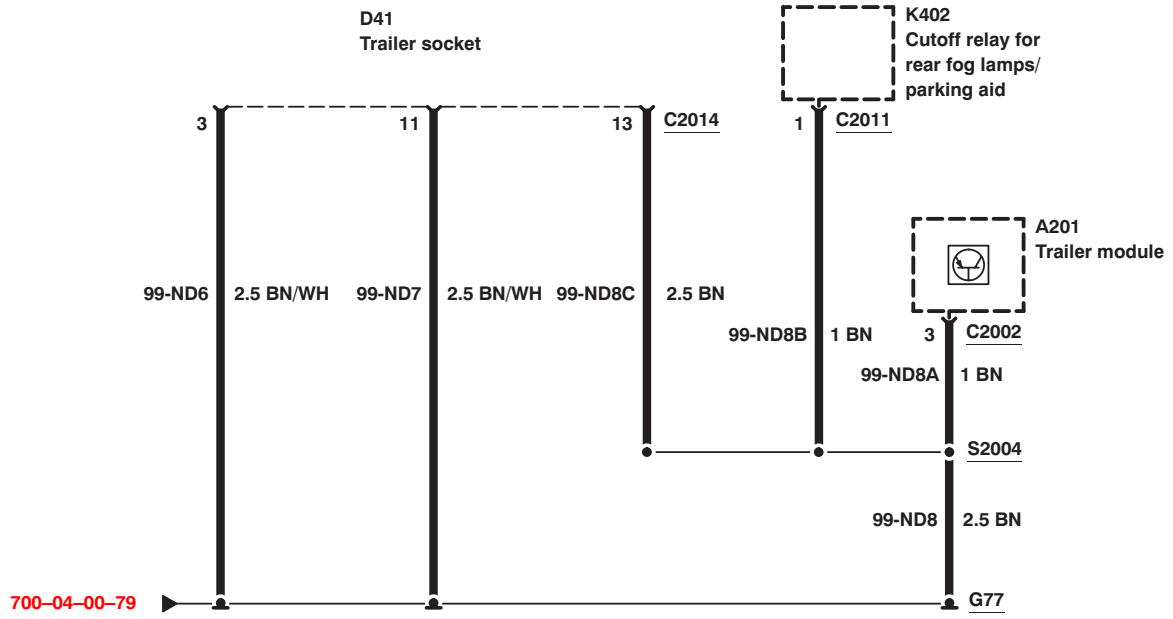
Ground Distribution – G77, convertible



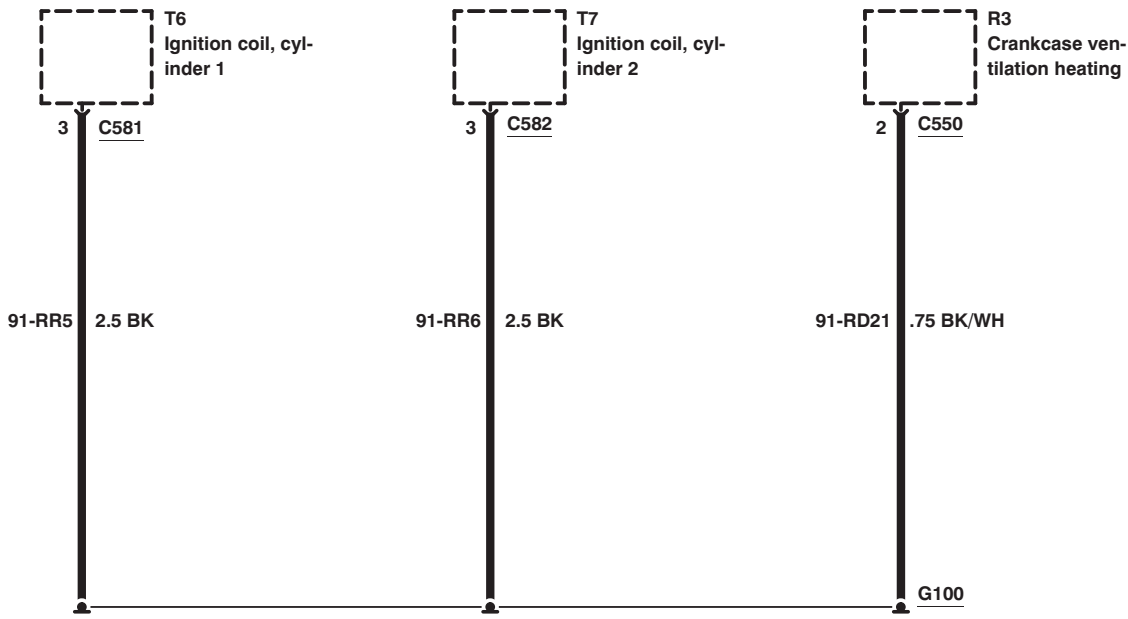
Ground Distribution – G77, convertible, 7-pin trailer socket



Ground Distribution – G77, convertible, 13-pin trailer socket

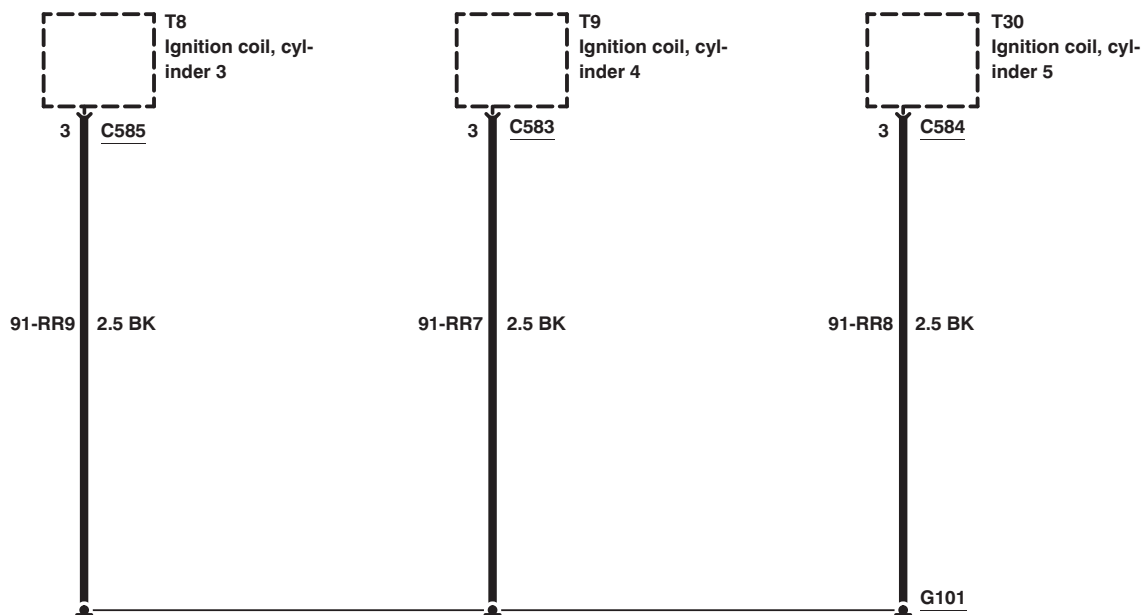


Ground Distribution – G100



10/2009
700-04-00-83
2007.5
Focus

Ground Distribution – G101



Component Location Charts

LOCATION CHARTS:

Index: Quick Reference Guide

Components

A	K	R
B	M	T
D	N	Y
E	O	
H	P	

Connectors ----- 700-05-00-33/53
 Ground points ----- 700-05-00-54/55
 Splices ----- 700-05-00-56/59
 Fuses ----- 700-05-00-60/62

Components	Location	Section 700-06-00	Page/coordinates
A7	ABS module Location		10 – B 2
A11	Radio dash panel, centre		
A26	Roof opening panel module LHD, 4-door model, 3-door model/5-door model, Location		37 – F 3
A26	Roof opening panel module RHD, 4-door model, 3-door model/5-door model, Location		38 – F 3
A26	Roof opening panel module LHD, Wagon, Location		39 – E 3
A26	Roof opening panel module RHD, Wagon, Location		40 – E 3
A30	Instrument cluster LHD, Location		28 – B 5
A30	Instrument cluster RHD, Location		29 – F 5
A31	Fuel tank unit Location		47 – C 2
A40	Transmission hardware unit 1.8/2.0L Duratec-HE (MI4), automatic transmission, Location		17 – E 2
A40	Transmission hardware unit 1.6L Duratec-16V (Sigma), automatic transmission, Location		20 – E 2
A42	Driver air bag unit in steering wheel		
A43	Passenger air bag unit LHD, Location		28 – F 5
A43	Passenger air bag unit RHD, Location		29 – B 5
A68	Remote control unit in Central Junction Box (CJB)		
A76	Minor gauge cluster dash panel, centre		
A97	Blower motor control module engine		
A102	Passive anti-theft system transceiver module Location		51 – C 2
A116	Safety belt tensioner, passenger seat passenger's seat		
A117	Safety belt tensioner, driver seat driver seat		
A118	Cooling fan module Petrol engines, Location		2 – C 5
A118	Cooling fan module Diesel engines, Location		3 – A 3
A128	Heater control module LHD, Location		28 – A 2

Components

Section 700-06-00

Location

Page/coordinates

A128	Heater control module RHD, behind dash panel	
A132	Throttle control unit engine	
A144	CD changer under passenger's seat	
A147	Powertrain control module (PCM) 1.4/1.6L Duratec-16V (Sigma), Location	12 – F 5
A147	Powertrain control module (PCM) 1.4/1.6L Duratec-16V (Sigma), manual transmission, Location	12 – F 5
A147	Powertrain control module (PCM) Location	12 – F 5
A147	Powertrain control module (PCM) 1.6L Duratec-16V Ti-VCT (Sigma), manual transmission, Location	14 – F 5
A147	Powertrain control module (PCM) 1.6L Duratec-16V Ti-VCT (Sigma), Location	14 – F 5
A147	Powertrain control module (PCM) 1.8/2.0L Duratec-HE (MI4), Location	18 – A 5
A147	Powertrain control module (PCM) 1.8/2.0L Duratec-HE (MI4), automatic transmission, engine compartment	18 – A 5
A147	Powertrain control module (PCM) 1.6L Duratorq-TDCi (DV) Diesel, Location	19 – E 2
A147	Powertrain control module (PCM) 1.6L Duratec-16V (Sigma), automatic transmission, Location	20 – F 4
A147	Powertrain control module (PCM) 1.4/1.6L Duratec-16V (Sigma), automatic transmission, Location	20 – F 4
A147	Powertrain control module (PCM) 2.0L Duratorq-TDCi (DW) Diesel, Location	22 – E 2
A147	Powertrain control module (PCM) 1.8L Duratorq-TDCi (Kent) Diesel, Location	63 – F 1
A147	Powertrain control module (PCM) 1.8/2.0L Duratec-HE (MI4), automatic transmission, engine compartment	
A147	Powertrain control module (PCM) 2.5L Duratec (VI5), engine compartment	
A147	Powertrain control module (PCM) 2.5L Duratec-ST (VI5), engine compartment	
A147	Powertrain control module (PCM) 2.5L Duratec-RS (VI5), engine compartment	
A148	Power mirror fold module under rear seats, RH side	
A151	Antenna roof	
A153	GPS antenna under centre console	
A157	Audio/navigation system control unit dash panel, centre	

Components		Section 700-06-00
Location	Page/coordinates	
A164	Microphone LHD, 4-door model, 3-door model/5-door model, Location	37 – B 2
A164	Microphone RHD, 4-door model, 3-door model/5-door model, Location	38 – B 1
A172	Door lock unit, driver side front Location	54 – E 4
A173	Door lock unit, passenger side front Location	54 – E 3
A176	Electronic Stability Program (ESP) module Location	10 – B 2
A178	Phone hand unit behind dash panel	
A182	Navigation system main unit above glove compartment	
A190	Remote keyless entry (RKE) module wagon, Location	45 – B 3
A190	Remote keyless entry (RKE) module except wagon, in luggage compartment, LH side	
A190	Remote keyless entry (RKE) module in luggage compartment, LH side	
A196	Battery backed sounder engine compartment	
A198	Diversity antenna in luggage compartment LH side	
A201	Trailer module in luggage compartment, rear, LH side	
A205	Electronic Automatic Temperature Control (EATC) module LHD, Location	28 – D 1
A205	Electronic Automatic Temperature Control (EATC) module RHD, Location	29 – D 1
A208	Restraints Control Module (RCM) Location	32 – A 2
A208	Restraints Control Module (RCM) Location	32 – E 5
A218	Cellular phone module behind dash panel	
A220	Audio unit behind dash panel, centre	
A222	Auto-dimming interior mirror LHD, Wagon, Location	39 – C 1
A222	Auto-dimming interior mirror RHD, Wagon, Location	40 – C 1
A222	Auto-dimming interior mirror except wagon, roof, front	
A223	Heated seat module, passenger side front passenger's seat	

Components

Section 700-06-00

Location

Page/coordinates

A224	Heated seat module, driver side front driver seat	
A242	Side air bag module, driver driver seat	
A245	Side air bag module, passenger passenger's seat	
A265	Parking aid module	
A265	3-door model/5-door model, Location	42 – E 3
A265	Parking aid module wagon, Location	46 – E 3
A265	Parking aid module 4-door model, in luggage compartment, RH side	
A265	Parking aid module convertible, in luggage compartment, RH side	
A265	Parking aid module in luggage compartment, RH side	
A275	Door lock unit, LH rear Location	55 – E 3
A276	Door lock unit, RH rear Location	55 – E 3
A318	Transmission control module (TCM) 1.8/2.0L Duratec-HE (MI4), automatic transmission, Location	17 – E 5
A318	Transmission control module (TCM) 1.6L Duratec-16V (Sigma), automatic transmission, Location	20 – E 5
A318	Transmission control module (TCM) engine compartment	
A318	Transmission control module (TCM) 1.6L Duratec-16V Ti-VCT (Sigma), engine compartment	
A326	Side head air bag module, driver wagon, Location	46 – C 5
A326	Side head air bag module, driver D-pillar, driver side	
A327	Side head air bag module, passenger wagon, Location	46 – C 5
A327	Side head air bag module, passenger D-pillar, passenger side	
A330	Flexible fuel module on fuel tank	
A333	Door lock unit, liftgate 3-door model/5-door model, Location	56 – D 1
A333	Door lock unit, liftgate 4-door model, Location	57 – F 2
A333	Door lock unit, liftgate wagon, Location	58 – C 1
A333	Door lock unit, liftgate convertible, in luggage compartment lid	

Components

Section 700-06-00

Location

Page/coordinates

A348	Fuel additive system module under rear seats	
A349	Fuel additive system pump module Location	48 – B 2
A350	High intensity discharge headlamp control module behind dash panel	
A351	Door control module, driver Location	54 – E 2
A352	Door control module, passenger Location	54 – E 2
A353	Door control module, LH side rear Location	55 – B 2
A354	Door control module, RH side rear Location	55 – B 2
A355	Exterior mirror, driver side Location	54 – B 4
A356	Exterior mirror, passenger side Location	54 – B 4
A357	Electrical Hydraulic Power Assist Steering (EHPAS) module Location	4 – C 1
A363	Touch screen behind dash panel, centre	
A365	Autolamps/rain sensor module LHD, Wagon, Location	39 – C 2
A365	Autolamps/rain sensor module RHD, Wagon, Location	40 – D 1
A365	Autolamps/rain sensor module 3-door model/5-door model, roof, centre	
A365	Autolamps/rain sensor module 4-door model, roof, centre	
A365	Autolamps/rain sensor module convertible, roof, centre	
A379	Adaptive front lighting module behind dash panel	
A380	Smart steering column device (SSCD) Location	51 – E 3
A383	Keyless vehicle antenna, RH front door passenger's door	
A384	Keyless vehicle antenna, LH front door Location	54 – D 5
A385	Keyless vehicle antenna, rear bumper rear bumper	
A386	Keyless vehicle antenna, luggage compartment in luggage compartment	
A387	Keyless vehicle antenna, centre console centre console	

Components

Section 700-06-00

Location

Page/coordinates

A388	Keyless vehicle antenna, dash panel dash panel	
A391	Keyless vehicle module wagon, Location	45 – A 3
A391	Keyless vehicle module except wagon, in luggage compartment, LH side	
A464	Electronic Throttle Control (ETC) module 1.6L Duratec-16V Ti-VCT (Sigma), Location	14 – E 3
A464	Electronic Throttle Control (ETC) module 1.8/2.0L Duratec-HE (MI4), manual transmission, Location	16 – A 1
A464	Electronic Throttle Control (ETC) module 1.8/2.0L Duratec-HE (MI4), automatic transmission, Location	17 – B 2
A464	Electronic Throttle Control (ETC) module 2.5L Duratec (VI5), engine	
A508	Power window module, LH rear LH B-pillar	
A509	Power window module, RH rear RH B-pillar	
A510	Convertible top module in luggage compartment, LH side	
A511	Hydraulic module in luggage compartment	
A512	Rollover protection, driver in back rest of rear seats	
A513	Rollover protection, passenger in back rest of rear seats	
A517	Remote keyless entry (RKE) antenna, RH front door passenger's door	
A518	Remote keyless entry (RKE) antenna, LH front door Location	54 – D 5
A519	Remote keyless entry (RKE) antenna, rear bumper rear bumper	
A520	Remote keyless entry (RKE) antenna, luggage compartment in luggage compartment	
A521	Remote keyless entry (RKE) antenna, centre console centre console	
A522	Remote keyless entry (RKE) antenna, dash panel dash panel	
A525	Receiver for mobile navigation system behind dash panel	
A526	Parking aid camera liftgate	
A527	Parking aid camera module behind luggage compartment lining, RH side	
A528	Direct current/alternating current inverter vehicle floor	

Components

Section 700-06-00

Location

Page/coordinates

B2	Manifold Absolute Pressure (MAP) sensor engine	
B3	Heated Exhaust Gas Oxygen (HEGO) sensor engine	
B5	Air Charge Temperature (ACT) sensor engine	
B8	Throttle Position Sensor (TPS) engine	
B10	Engine Coolant Temperature (ECT) sensor 1.4/1.6L Duratec-16V (Sigma), Location	12 - E 5
B10	Engine Coolant Temperature (ECT) sensor 1.6L Duratec-16V Ti-VCT (Sigma), Location	14 - E 4
B10	Engine Coolant Temperature (ECT) sensor 1.8/2.0L Duratec-HE (MI4), Location	18 - A 4
B10	Engine Coolant Temperature (ECT) sensor 1.6L Duratorq-TDCi (DV) Diesel, Location	19 - E 5
B10	Engine Coolant Temperature (ECT) sensor 1.6L Duratec-16V (Sigma), automatic transmission, Location	20 - D 5
B10	Engine Coolant Temperature (ECT) sensor 2.0L Duratorq-TDCi (DW) Diesel, Location	22 - E 3
B10	Engine Coolant Temperature (ECT) sensor 2.5L Duratec (VI5), engine	
B11	Vehicle speed sensor (VSS) 1.4/1.6L Duratec-16V (Sigma), Location	13 - A 2
B11	Vehicle speed sensor (VSS) 1.6L Duratec-16V Ti-VCT (Sigma), Location	15 - A 2
B11	Vehicle speed sensor (VSS) 1.8/2.0L Duratec-HE (MI4), Location	18 - B 1
B12	Water-in-fuel sensor 1.6L Duratorq-TDCi (DV) Diesel, Location	21 - C 1
B12	Water-in-fuel sensor 2.0L Duratorq-TDCi (DW) Diesel, Location	22 - B 5
B14	Wheel speed sensor, RH side front Location	24 - A 3
B15	Wheel speed sensor, LH side front Location	25 - F 3
B16	Wheel speed sensor, RH side rear Location	48 - D 2
B17	Wheel speed sensor, LH side rear Location	27 - A 4
B22	Mass Air Flow (MAF) sensor 1.6L Duratec-16V Ti-VCT (Sigma), Location	14 - D 5
B22	Mass Air Flow (MAF) sensor 1.6L Duratorq-TDCi (DV) Diesel, Location	19 - D 5
B22	Mass Air Flow (MAF) sensor 2.0L Duratorq-TDCi (DW) Diesel, Location	22 - E 4

Components

Section 700-06-00

Location

Page/coordinates

B22	Mass Air Flow (MAF) sensor 1.8L Duratorq-TDCi (Kent) Diesel, engine	
B22	Mass Air Flow (MAF) sensor 2.5L Duratec (VI5), engine	
B22	Mass Air Flow (MAF) sensor 2.5L Duratec-ST (VI5), engine	
B22	Mass Air Flow (MAF) sensor 2.5L Duratec-RS (VI5), engine	
B41	Camshaft position sensor 1.6L Duratorq-TDCi (DV) Diesel, Location	21 - F 3
B41	Camshaft position sensor 1.4/1.6L Duratec-16V (Sigma), Location	13 - D 1
B41	Camshaft position sensor 1.8/2.0L Duratec-HE (MI4), manual transmission, Location	16 - D 5
B41	Camshaft position sensor 1.8/2.0L Duratec-HE (MI4), automatic transmission, Location	17 - C 5
B41	Camshaft position sensor 2.0L Duratorq-TDCi (DW) Diesel, Location	23 - D 5
B41	Camshaft position sensor 1.8L Duratorq-TDCi (Kent) Diesel, Location	63 - B 5
B43	Crankshaft position sensor 1.4/1.6L Duratec-16V (Sigma), Location	12 - B 1
B43	Crankshaft position sensor 1.6L Duratec-16V Ti-VCT (Sigma), Location	14 - C 1
B43	Crankshaft position sensor 1.8/2.0L Duratec-HE (MI4), Location	18 - D 1
B43	Crankshaft position sensor 1.6L Duratec-16V (Sigma), automatic transmission, Location	20 - C 1
B43	Crankshaft position sensor 1.6L Duratorq-TDCi (DV) Diesel, Location	21 - E 2
B43	Crankshaft position sensor 2.0L Duratorq-TDCi (DW) Diesel, Location	23 - E 2
B43	Crankshaft position sensor 1.8L Duratorq-TDCi (Kent) Diesel, Location	64 - C 1
B43	Crankshaft position sensor 2.5L Duratec (VI5), engine	
B44	Turbine Shaft Speed (TSS) sensor 1.8/2.0L Duratec-HE (MI4), automatic transmission, Location	17 - F 2
B44	Turbine Shaft Speed (TSS) sensor 1.6L Duratec-16V (Sigma), automatic transmission, Location	20 - F 2
B45	Knock sensor 1.4/1.6L Duratec-16V (Sigma), Location	12 - B 2
B45	Knock sensor 1.8/2.0L Duratec-HE (MI4), Location	18 - E 4
B45	Knock sensor 1.6L Duratec-16V (Sigma), automatic transmission, Location	20 - B 2

Components		Section 700-06-00
	Location	Page/coordinates
B45	Knock sensor 1.8L Duratorq-TDCi (Kent) Diesel, Location	64 – E 1
B47	Pre-catalyst heated oxygen sensor (HO2S), LH 1.6L Duratec-16V Ti-VCT (Sigma), Location	15 – C 1
B72	Sunload sensor behind dash panel, centre	
B73	Outside air temperature sensor Location	5 – D 2
B89	Pre-catalyst heated oxygen sensor (HO2S) 1.4/1.6L Duratec-16V (Sigma), Location	13 – C 1
B89	Pre-catalyst heated oxygen sensor (HO2S) 1.8/2.0L Duratec-HE (MI4), Location	18 – C 5
B89	Pre-catalyst heated oxygen sensor (HO2S) 2.5L Duratec (VI5), in exhaust system	
B90	Post-catalyst heated oxygen sensor (HO2S) 2.5L Duratec (VI5), in exhaust system	
B90	Post-catalyst heated oxygen sensor (HO2S) in exhaust system	
B105	Knock sensor 1 1.6L Duratec-16V Ti-VCT (Sigma), Location	14 – B 3
B105	Knock sensor 1 2.5L Duratec (VI5), engine	
B106	Knock sensor 2 1.6L Duratec-16V Ti-VCT (Sigma), Location	14 – A 5
B106	Knock sensor 2 2.5L Duratec (VI5), engine	
B108	Boost pressure sensor 1.6L Duratorq-TDCi (DV) Diesel, Location	19 – A 5
B108	Boost pressure sensor 2.0L Duratorq-TDCi (DW) Diesel, Location	22 – A 5
B109	Fuel temperature sensor 1.6L Duratorq-TDCi (DV) Diesel, Location	21 – F 5
B109	Fuel temperature sensor 2.0L Duratorq-TDCi (DW) Diesel, Location	22 – C 5
B109	Fuel temperature sensor 1.8L Duratorq-TDCi (Kent) Diesel, Location	63 – A 3
B110	Output Shaft Speed (OSS) sensor 1.8/2.0L Duratec-HE (MI4), automatic transmission, Location	17 – F 3
B110	Output Shaft Speed (OSS) sensor 1.6L Duratec-16V (Sigma), automatic transmission, Location	20 – F 3
B120	Transmission range sensor 1.8/2.0L Duratec-HE (MI4), automatic transmission, Location	17 – E 1
B120	Transmission range sensor 1.6L Duratec-16V (Sigma), automatic transmission, Location	20 – E 1
B129	Accelerator pedal position sensor Location	52 – D 1

700-05-00

Component Location Charts

700-05-00

-10

Components		Section 700-06-00
	Location	Page/coordinates
B129	Accelerator pedal position sensor with adjustable pedals, Location	53 – D 1
B131	Gearshift lever position sensor under centre console	
B135	Cylinder head temperature sensor 1.8L Duratorq-TDCi (Kent) Diesel, Location	64 – A 4
B142	Temperature manifold absolute pressure sensor 1.4/1.6L Duratec-16V (Sigma), Location	12 – A 3
B142	Temperature manifold absolute pressure sensor 1.8/2.0L Duratec-HE (MI4), manual transmission, Location	16 – B 1
B142	Temperature manifold absolute pressure sensor 1.8/2.0L Duratec-HE (MI4), automatic transmission, Location	17 – B 1
B159	Camshaft sensor, inlet 1.6L Duratec-16V Ti-VCT (Sigma), Location	14 – D 5
B160	Camshaft sensor, outlet 1.6L Duratec-16V Ti-VCT (Sigma), Location	14 – D 5
B168	Parking aid sensor, rear, outer left Location	1 – E 1
B169	Parking aid sensor, rear, inner left Location	1 – D 2
B170	Parking aid sensor, rear, inner right Location	1 – C 4
B171	Parking aid sensor, rear, outer right Location	1 – B 5
B174	Yaw rate sensor Location	27 – E 1
B177	Crash sensor Location	5 – D 5
B187	Pre-catalyst exhaust gas temperature sensor 2.0L Duratorq-TDCi (DW) Diesel, Location	23 – A 4
B187	Pre-catalyst exhaust gas temperature sensor 1.6L Duratorq-TDCi (DV) Diesel, engine	
B188	Post-catalyst exhaust gas temperature sensor 2.0L Duratorq-TDCi (DW) Diesel, Location	23 – B 1
B188	Post-catalyst exhaust gas temperature sensor 1.6L Duratorq-TDCi (DV) Diesel, engine	
B189	Diesel particulate filter differential pressure feedback sensor 2.0L Duratorq-TDCi (DW) Diesel, Location	23 – B 5
B189	Diesel particulate filter differential pressure feedback sensor 1.6L Duratorq-TDCi (DV) Diesel, engine	
B190	Fuel tank filler cap sensor wagon, Location	46 – B 5
B190	Fuel tank filler cap sensor except wagon, behind luggage compartment lining, RH side	
B192	Catalyst monitor sensor 1.4/1.6L Duratec-16V (Sigma), Location	13 – C 1

Components

Section 700-06-00

Location

Page/coordinates

B192	Catalyst monitor sensor 1.8/2.0L Duratec-HE (MI4), Location	18 – A 4
B196	Turbo geometry position sensor 2.0L Duratorq-TDCi (DW) Diesel, Location	23 – C 1
B199	Catalyst monitor sensor, LH side 1.6L Duratec-16V Ti-VCT (Sigma), Location	15 – C 2
B206	In-vehicle temperature sensor behind dash panel	
B213	Intake Air Temperature (IAT) sensor 1.6L Duratorq-TDCi (DV) Diesel, Location	21 – E 4
B213	Intake Air Temperature (IAT) sensor 2.0L Duratorq-TDCi (DW) Diesel, Location	22 – B 4
B225	Fuel rail pressure transducer sensor 1.6L Duratorq-TDCi (DV) Diesel, Location	21 – B 3
B225	Fuel rail pressure transducer sensor 2.0L Duratorq-TDCi (DW) Diesel, Location	22 – C 5
B225	Fuel rail pressure transducer sensor 1.8L Duratorq-TDCi (Kent) Diesel, Location	63 – A 3
B238	Side air bag sensor, driver Location	26 – D 5
B238	Side air bag sensor, driver Location	27 – C 5
B239	Side air bag sensor, passenger Location	26 – D 5
B239	Side air bag sensor, passenger Location	27 – C 5
B242	Occupancy sensor, passenger seat passenger's seat	
B244	Headlamp leveling sensor, rear Location	48 – C 2
B245	Headlamp leveling sensor, front engine compartment	
B248	Electronic thermostat engine, 1.6L Duratec-16V Ti-VCT (Sigma)	
B304	Discharge temperature sensor, floor, LH side heating/air conditioning housing	
B305	Discharge temperature sensor, floor, RH side heating/air conditioning housing	
B306	Discharge temperature sensor, panel, LH side LHD, Location	30 – A 3
B306	Discharge temperature sensor, panel, LH side RHD, Location	31 – C 4
B307	Discharge temperature sensor, panel, RH side LHD, Location	30 – A 4
B307	Discharge temperature sensor, panel, RH side RHD, Location	31 – C 5

Components

Section 700-06-00

Location

Page/coordinates

B308	A/C pressure sensor Location	4 – E 3
B311	Fuel pressure/temperature sensor 2.5L Duratec (VI5), engine	
B312	Turbocharger Manifold Absolute Pressure (MAP) sensor 2.5L Duratec (VI5), engine	
B323	Sensor, front latch open in luggage compartment	
B324	Sensor, front latch closed in luggage compartment	
B325	Sensor, main cylinder up in luggage compartment	
B326	Sensor, main cylinder down in luggage compartment	
B327	Sensor, LH header latched windshield, top, LH side	
B328	Sensor, RH header latched windshield, top, RH side	
B329	Sensor, luggage compartment separator closed in luggage compartment	
B330	Sensor, LH front luggage compartment frame latched in luggage compartment	
B331	Sensor, RH front luggage compartment frame latched in luggage compartment	
B332	Sensor, package latched behind rear seats	
B333	Sensor, luggage compartment lid completely open in luggage compartment	
B337	Clutch pedal position sensor on clutch pedal support	
B339	Steering wheel rotation sensor Location	51 – D 2
B340	Steering angle sensor RHD, Location	6 – E 2
B340	Steering angle sensor LHD, Location	9 – B 1
B341	Battery monitoring sensor engine compartment, LH side	
B342	Neutral position sensor engine compartment, LH side	
B343	Vacuum sensor on engine bulkhead, centre	
B417	Camshaft position sensor 1 2.5L Duratec (VI5), engine	
B418	Camshaft position sensor 2 2.5L Duratec (VI5), engine	

Components		Section 700-06-00
Location		Page/coordinates
D20	Data Link Connector (DLC) LHD, Location	28 – A 3
D20	Data Link Connector (DLC) RHD, Location	29 – F 2
D41	Trailer socket vehicle rear end, bottom	
D81	Auxiliary IN in glove compartment	
D84	Alternating current power outlet socket centre console	
E1	Headlamp, LH side RHD, Location	7 – F 3
E1	Headlamp, LH side LHD, Location	9 – F 3
E7	Headlamp, RH side RHD, Location	6 – A 3
E7	Headlamp, RH side LHD, Location	8 – A 3
E9	Rear lamp assembly, LH side 3-door model/5-door model, Location	41 – B 5
E9	Rear lamp assembly, LH side 4-door model, Location	43 – A 4
E9	Rear lamp assembly, LH side wagon, Location	45 – A 5
E9	Rear lamp assembly, LH side convertible, vehicle rear end, LH side	
E10	Rear lamp assembly, RH side 3-door model/5-door model, Location	42 – D 5
E10	Rear lamp assembly, RH side 4-door model, Location	44 – F 5
E10	Rear lamp assembly, RH side wagon, Location	46 – E 5
E10	Rear lamp assembly, RH side convertible, vehicle rear end, LH side	
E14	Licence plate lamps except 4-door model, liftgate	
E14	Licence plate lamps 4-door model, luggage compartment lid	
E18	Interior lamp, front LHD, 4-door model, 3-door model/5-door model, Location	37 – D 1
E18	Interior lamp, front RHD, 4-door model, 3-door model/5-door model, Location	38 – C 1
E18	Interior lamp, front LHD, 4-door model, 3-door model/5-door model, Location	38 – C 1
E18	Interior lamp, front LHD, wagon, Location	39 – D 3

Components

Section 700-06-00

Location

Page/coordinates

E18	Interior lamp, front RHD, 4-door model, 3-door model/5-door model, Location	39 – D 3
E18	Interior lamp, front LHD, Wagon, Location	39 – D 3
E18	Interior lamp, front RHD, wagon, Location	40 – D 3
E18	Interior lamp, front RHD, Wagon, Location	40 – D 3
E18	Interior lamp, front convertible, above rear view mirror	
E19	Interior lamp, rear LHD, 4-door model, 3-door model/5-door model, Location	37 – E 3
E19	Interior lamp, rear RHD, 4-door model, 3-door model/5-door model, Location	38 – D 5
E19	Interior lamp, rear LHD, Wagon, Location	39 – C 5
E19	Interior lamp, rear RHD, Wagon, Location	40 – C 5
E28	Glove compartment lamp LHD, Location	28 – F 2
E28	Glove compartment lamp RHD, in glove compartment	
E30	Vanity mirror lamp, LH side LHD, 4-door model, 3-door model/5-door model, Location	37 – B 5
E30	Vanity mirror lamp, LH side RHD, 4-door model, 3-door model/5-door model, Location	38 – B 5
E30	Vanity mirror lamp, LH side LHD, Wagon, Location	39 – B 5
E30	Vanity mirror lamp, LH side RHD, Wagon, Location	40 – B 5
E30	Vanity mirror lamp, LH side in LH sun visor	
E31	Vanity mirror lamp, RH side LHD, 4-door model, 3-door model/5-door model, Location	37 – A 5
E31	Vanity mirror lamp, RH side RHD, 4-door model, 3-door model/5-door model, Location	38 – A 4
E31	Vanity mirror lamp, RH side LHD, Wagon, Location	39 – A 5
E31	Vanity mirror lamp, RH side RHD, Wagon, Location	40 – A 5
E31	Vanity mirror lamp, RH side in RH sun visor	
E34	Licence plate lamp, LH side 3-door model/5-door model, Location	56 – E 3
E34	Licence plate lamp, LH side 4-door model, Location	57 – E 5

Components

Section 700-06-00

Location

Page/coordinates

E34	Licence plate lamp, LH side wagon, Location	58 – F 4
E34	Licence plate lamp, LH side convertible, in luggage compartment lid	
E35	Licence plate lamp, RH side 3-door model/5-door model, Location	56 – C 1
E35	Licence plate lamp, RH side 4-door model, Location	57 – D 5
E35	Licence plate lamp, RH side wagon, Location	58 – A 3
E35	Licence plate lamp, RH side convertible, in luggage compartment lid	
E42	Fog lamp, RH front Location	5 – F 2
E43	Fog lamp, LH front Location	5 – C 2
E44	Side turn signal lamp, RH side RHD, Location	6 – B 5
E44	Side turn signal lamp, RH side LHD, Location	8 – B 5
E45	Side turn signal lamp, LH side RHD, Location	7 – E 5
E45	Side turn signal lamp, LH side LHD, Location	9 – E 5
E48	Turn signal lamp, RH rear 3-door model/5-door model, Location	42 – C 5
E48	Turn signal lamp, RH rear vehicle rear end, RH side	
E49	Turn signal lamp, LH rear 3-door model/5-door model, Location	41 – D 5
E49	Turn signal lamp, LH rear convertible, vehicle rear end, LH side	
E50	Reversing lamp LHD, Location	1 – B 2
E50	Reversing lamp RHD, Location	1 – E 3
E52	Rear fog lamp LHD, Location	1 – E 3
E52	Rear fog lamp RHD, Location	1 – B 2
E57	Luggage compartment lamp LHD, Wagon, Location	39 – E 5
E57	Luggage compartment lamp RHD, Wagon, Location	40 – E 5
E57	Luggage compartment lamp 3-door model/5-door model, Location	42 – E 4

Components		Section 700-06-00
	Location	Page/coordinates
E57	Luggage compartment lamp 4-door model, Location	44 – D 5
E57	Luggage compartment lamp in luggage compartment	
E61	Footwell lamp, LH front in LH front footwell	
E62	Footwell lamp, RH front in RH front footwell	
E104	Liftgate lamp assembly, LH side in luggage compartment lid, LH side	
E108	Liftgate lamp assembly, RH side in luggage compartment lid, RH side	
E174	High mounted stop lamp 3-door model/5-door model, Location	56 – F 4
E174	High mounted stop lamp wagon, Location	58 – C 5
E174	High mounted stop lamp in luggage compartment lid	
E181	High intensity discharge headlamp, LH side RHD, Location	7 – F 3
E181	High intensity discharge headlamp, LH side LHD, Location	9 – F 3
E182	High intensity discharge headlamp, RH side RHD, Location	6 – A 3
E182	High intensity discharge headlamp, RH side LHD, Location	8 – A 3
E206	Tail lamp, LH side vehicle rear end, LH side	
E207	Tail lamp, RH side vehicle rear end, RH side	
E224	Passenger air bag deactivation indicator dash panel	
H1	Horn Location	5 – E 1
H4	Second horn Location	5 – E 1
H5	Anti-theft alarm horn 3-door model/5-door model, Location	42 – B 4
H5	Anti-theft alarm horn wagon, Location	46 – A 3
K4	Fuel pump relay Location	60 – C 5
K5	Daytime Running Lamps (DRL) relay Location	60 – D 5
K12	Auxiliary starter relay in Battery Junction Box (BJB)	

Components		Section 700-06-00
Location		Page/coordinates
K13	Power hold relay	
	Location	62 – F 5
K14	Blower motor relay	
	Location	62 – E 2
K22	Starter relay	
	Location	62 – E 5
K32	A/C Wide Open Throttle (WOT) relay	
	Location	62 – D 5
K33	Horn relay	
	Location	62 – B 5
K34	Headlamp cleaning relay	
	Location	62 – D 1
K41	Ignition relay	
	Location	62 – C 5
K45	Cooling fan relay	
	Location	62 – F 3
K69	Fuel heater relay	
	Location	62 – C 5
K125	Rear fog lamp cutoff relay	
	in luggage compartment, rear, LH side	
K164	Heated windshield relay	
	Location	62 – B 1
K212	Glow plug relay	
	Location	62 – F 3
K258	Ignition relay 2	
	in Battery Junction Box (BJB)	
K273	Reversing lamps relay	
	Location	62 – B 5
K357	Trailer tow relay, reversing lamp	
	in luggage compartment, rear, LH side	
K385	Auxiliary battery relay	
	in Battery Junction Box (BJB)	
K402	Cutoff relay for rear fog lamps/parking aid	
	in luggage compartment, rear, LH side	
K409	Battery relay	
	engine compartment, LH side	
K410	Cooling fan cutoff relay	
	in Battery Junction Box (BJB)	
M3	Blower motor	
	LHD, Location	30 – D 2
M3	Blower motor	
	RHD, heating system housing	
M5	Headlamp washer pump	
	RHD, Location	6 – D 5
M5	Headlamp washer pump	
	LHD, Location	8 – B 4

Components		Section 700-06-00
Location	Page/coordinates	
M8	Starter motor 1.8/2.0L Duratec-HE (MI4), manual transmission, Location	16 - D 1
M8	Starter motor 1.8/2.0L Duratec-HE (MI4), automatic transmission, Location	17 - D 1
M8	Starter motor except 1.8/2.0L Duratec-HE (MI4), engine compartment	
M9	Rear window wiper motor 3-door model/5-door model, Location	56 - E 4
M9	Rear window wiper motor wagon, Location	58 - E 2
M37	Cooling fan motor Petrol engines, Location	2 - C 5
M37	Cooling fan motor Diesel engines, Location	3 - A 3
M69	Recirculated air actuator LHD, Location	30 - C 1
M69	Recirculated air actuator LHD, Location	30 - C 4
M69	Recirculated air actuator RHD, Location	31 - A 4
M69	Recirculated air actuator RHD, Location	31 - A 2
M74	Two-way washer pump motor RHD, Location	6 - E 5
M74	Two-way washer pump motor LHD, Location	8 - E 4
M90	Fuel filler door lock motor 3-door model/5-door model, Location	42 - A 3
M90	Fuel filler door lock motor 4-door model, Location	44 - B 3
M90	Fuel filler door lock motor wagon, Location	46 - B 3
M90	Fuel filler door lock motor in luggage compartment, RH side	
M100	Air temperature door motor, LH side LHD, Location	30 - E 5
M100	Air temperature door motor, LH side RHD, Location	31 - B 4
M101	Air temperature door motor, RH side LHD, Location	30 - B 4
M101	Air temperature door motor, RH side RHD, Location	31 - E 5
M111	Windshield wiper motor RHD, Location	6 - E 4
M111	Windshield wiper motor LHD, Location	8 - F 3

Components

Section 700-06-00

Location

Page/coordinates

M116	Window regulator motor, LH rear LH B-pillar	
M117	Window regulator motor, RH rear RH B-pillar	
M121	Metering pump, additional heater	
	Location	48 – C 1
M122	Window regulator motor, driver side front	
	Location	54 – E 2
M123	Window regulator motor, passenger side front	
	Location	54 – E 2
M158	Driver seat height motor driver's seat	
M163	Intercooler outlet motor engine, 1.6L Duratorq-TDCi (DV) Diesel	
M180	Convertible top striker in luggage compartment	
M181	MD4 motor in luggage compartment	
M210	Defrost mode actuator LHD, Location	30 – B 1
M210	Defrost mode actuator RHD, Location	31 – D 2
M227	Driver seat horizontal motor driver's seat	
M230	Driver seat backrest motor driver's seat	
M236	Adjustable pedal motor with adjustable pedals, Location	53 – C 5
M248	Seat motor driver's seat	
M250	Panel/floor mode actuator LHD, Location	30 – E 2
M250	Panel/floor mode actuator RHD, Location	31 – C 1
M251	EGR stepper motor engine, 1.8/2.0L Duratec-HE (MI4)	
M252	EGR throttle actuator 1.6L Duratorq-TDCi (DV) Diesel, Location	19 – A 4
M252	EGR throttle actuator 2.0L Duratorq-TDCi (DW) Diesel, Location	22 – B 3
M253	Variable geometry turbo actuator 2.0L Duratorq-TDCi (DW) Diesel, Location	22 – F 4
M253	Variable geometry turbo actuator 1.6L Duratorq-TDCi (DV) Diesel, engine	
M253	Variable geometry turbo actuator 1.8L Duratorq-TDCi (Kent) Diesel, engine	

Components

Section 700-06-00

Location

Page/coordinates

N1	Brake fluid level switch RHD, Location	6 – F 5
N1	Brake fluid level switch LHD, Location	9 – B 5
N10	Heated rear window switch LHD, Location	28 – D 5
N10	Heated rear window switch RHD, Location	29 – D 5
N17	Oil pressure switch 1.4/1.6L Duratec-16V (Sigma), Location	12 – B 1
N17	Oil pressure switch 1.6L Duratec-16V Ti-VCT (Sigma), Location	14 – B 1
N17	Oil pressure switch 1.8/2.0L Duratec-HE (MI4), manual transmission, Location	16 – C 1
N17	Oil pressure switch 1.8/2.0L Duratec-HE (MI4), automatic transmission, Location	17 – C 1
N17	Oil pressure switch 1.6L Duratorq-TDCi (DV) Diesel, Location	19 – C 1
N17	Oil pressure switch 1.6L Duratec-16V (Sigma), automatic transmission, Location	20 – B 1
N17	Oil pressure switch 2.0L Duratorq-TDCi (DW) Diesel, Location	22 – C 1
N17	Oil pressure switch 1.8L Duratorq-TDCi (Kent) Diesel, Location	63 – E 4
N17	Oil pressure switch 2.5L Duratec (VI5), engine	
N17	Oil pressure switch 2.5L Duratec-ST (VI5), engine	
N21	Engine compartment switch Location	5 – E 4
N49	Hazard flasher switch LHD, Location	28 – C 5
N49	Hazard flasher switch RHD, Location	29 – C 5
N54	Horn switch in steering wheel	
N63	Parking brake switch Location	32 – E 2
N81	Clutch pedal position switch without adjustable pedals, Location	52 – B 5
N81	Clutch pedal position switch with adjustable pedals, Location	53 – B 5
N82	Brake pedal position switch without adjustable pedals, Location	52 – C 5
N82	Brake pedal position switch with adjustable pedals, Location	53 – D 5

Components		Section 700-06-00
	Location	Page/coordinates
N89	Low cleaning water level switch RHD, Location	6 – B 4
N89	Low cleaning water level switch LHD, engine compartment	
N93	Gearshift lever unit LHD, Location	28 – C 2
N93	Gearshift lever unit RHD, Location	29 – C 2
N96	Power steering pressure switch 1.4/1.6L Duratec-16V (Sigma), Location	12 – B 3
N96	Power steering pressure switch 1.6L Duratec-16V Ti-VCT (Sigma), Location	14 – A 3
N96	Power steering pressure switch 1.6L Duratec-16V (Sigma), automatic transmission, Location	20 – A 3
N104	Wiper/washer switch Location	51 – D 5
N118a	Driver door handle switch driver's door	
N119a	Passenger door handle switch passenger's door	
N120	Headlamp switch LHD, Location	28 – A 5
N120	Headlamp switch RHD, Location	29 – F 4
N126	A/C high-pressure switch Location	4 – E 3
N155	Liftgate/luggage compartment lid release switch 3-door model/5-door model, Location	56 – D 3
N155	Liftgate/luggage compartment lid release switch 4-door model, Location	57 – E 3
N155	Liftgate/luggage compartment lid release switch wagon, Location	58 – D 1
N155	Liftgate/luggage compartment lid release switch convertible, in luggage compartment lid	
N171	Heated seat switch, driver side LHD, Location	28 – C 5
N171	Heated seat switch, driver side RHD, Location	29 – A 2
N172	Heated seat switch, passenger side LHD, Location	28 – D 2
N172	Heated seat switch, passenger side RHD, Location	29 – A 2
N172	Heated seat switch, passenger side RHD, Location	29 – D 2
N201	Speed control switch in steering wheel	

Components

Section 700-06-00

Location

Page/coordinates

N214	Radio remote control switch Location	51 – B 5
N230	Roof opening panel control switch LHD, 4-door model, 3-door model/5-door model, Location	37 – E 3
N230	Roof opening panel control switch RHD, 4-door model, 3-door model/5-door model, Location	38 – E 2
N230	Roof opening panel control switch LHD, Wagon, Location	39 – E 1
N230	Roof opening panel control switch RHD, Wagon, Location	40 – E 1
N242	Seat control switch, driver driver's seat	
N246	A/C low-pressure switch Location	4 – D 2
N249	Brake pressure switch engine compartment, LH side	
N265	Liftgate switch 3-door model/5-door model, Location	56 – D 3
N278	Ignition switch Location	51 – A 4
N279	Power mirror fold switch Location	54 – C 5
N280	Heated windshield switch LHD, Location	28 – E 5
N280	Heated windshield switch RHD, Location	29 – E 5
N282	Steering column multifunction switch Location	51 – B 4
N297	Window control switch, passenger side front Location	54 – E 5
N298	Window control switch, LH rear Location	55 – C 5
N298	Window control switch, LH rear LH B-pillar	
N299	Window control switch, RH rear Location	55 – C 5
N299	Window control switch, RH rear RH B-pillar	
N316	Inertia Fuel Shutoff (IFS) switch LHD, Location	34 – B 3
N316	Inertia Fuel Shutoff (IFS) switch RHD, Location	35 – E 3
N318	Stop lamp switch without adjustable pedals, Location	52 – C 4
N318	Stop lamp switch with adjustable pedals, Location	53 – D 3

Components

Section 700-06-00

Location

Page/coordinates

N346	Electronic Stability Program (ESP) switch LHD, Location	28 – D 5
N346	Electronic Stability Program (ESP) switch RHD, Location	29 – D 5
N366	Start switch dash panel	
N388	Window control/power mirror adjust switch, driver Location	54 – E 5
N394	Reversing lamp switch 1.4/1.6L Duratec-16V (Sigma), Location	12 – D 1
N394	Reversing lamp switch 1.6L Duratec-16V (Sigma), Location	12 – D 1
N394	Reversing lamp switch 1.6L Duratec-16V Ti-VCT (Sigma), Location	14 – D 1
N394	Reversing lamp switch 1.8/2.0L Duratec-HE (MI4), manual transmission, Location	16 – E 3
N394	Reversing lamp switch 1.6L Duratorq-TDCi (DV) Diesel, Location	19 – E 3
N394	Reversing lamp switch 2.0L Duratorq-TDCi (DW) Diesel, Location	22 – F 2
N394	Reversing lamp switch 1.8L Duratorq-TDCi (Kent) Diesel, Location	63 – F 3
N394	Reversing lamp switch 2.5L Duratec (VI5), manual transmission	
N398	Keyless vehicle clutch pedal position switch without adjustable pedals, Location	52 – A 5
N398	Keyless vehicle clutch pedal position switch with adjustable pedals, Location	53 – A 5
N399	Keyless vehicle door unlock switch, driver side front driver's door	
N408	Steering column lock Location	51 – A 4
N449	Adjustable pedal switch in footwell	
N466	Safety belt buckle switch, driver driver's seat	
N467	Safety belt buckle switch, passenger passenger's seat	
N475	Passenger air bag deactivation (PAD) switch LHD, Location	28 – F 4
N475	Passenger air bag deactivation (PAD) switch RHD, Location	29 – A 5
N489	Convertible top switch dash panel	
N500	Keyless vehicle door unlock switch, passenger side front passenger's door	

Components		Section 700-06-00
Location	Page/coordinates	
N501	Keyless vehicle door unlock switch, LH rear	
	Location	55 – E 4
N502	Keyless vehicle door unlock switch, RH rear	
	Location	55 – E 4
N503	Keyless vehicle door lock switch, driver side front	
	Location	54 – D 5
N504	Keyless vehicle door lock switch, passenger side front	
	passenger's door	
N505	Keyless vehicle global unlock switch	
	Location	54 – C 5
N506	Keyless vehicle liftgate lock switch	
	liftgate	
N507	Interior scan switch	
	roof	
N509	Vacuum switch	
	2.5L Duratec (VI5), on brake pedal support	
N518	Remote keyless entry (RKE) clutch pedal position switch	
	without adjustable pedals, Location	52 – A 5
N518	Remote keyless entry (RKE) clutch pedal position switch	
	with adjustable pedals, Location	53 – A 5
N519	Remote keyless entry (RKE) door unlock switch, driver side front	
	driver's door	
N520	Remote keyless entry (RKE) door unlock switch, passenger side front	
	passenger's door	
N521	Remote keyless entry (RKE) door unlock switch, LH rear	
	Location	55 – E 4
N522	Remote keyless entry (RKE) door unlock switch, RH rear	
	Location	55 – E 4
N523	Remote keyless entry (RKE) door lock switch, driver side front	
	Location	54 – D 5
N524	Remote keyless entry (RKE) door lock switch, passenger side front	
	passenger's door	
N525	Remote keyless entry (RKE) global unlock switch	
	Location	54 – C 5
N526	Remote keyless entry (RKE) liftgate lock switch	
	liftgate	
N530	Start-stop disable switch	
	behind dash panel	
N531	Clutch pedal bottom switch	
	in footwell	
O1	Battery	
	RHD, Location	7 – E 4
O1	Battery	
	LHD, Location	9 – E 4
O5	Generator	
	1.4/1.6L Duratec-16V (Sigma), Location	12 – B 4



Components		Section 700-06-00
Location		Page/coordinates
O5	Generator 1.4/1.6L Duratec-16V (Sigma), manual transmission, Location	12 – B 4
O5	Generator 1.6L Duratec-16V Ti-VCT (Sigma), Location	14 – A 3
O5	Generator 1.8/2.0L Duratec-HE (MI4), manual transmission, Location	16 – A 2
O5	Generator 1.8/2.0L Duratec-HE (MI4), automatic transmission, Location	17 – A 3
O5	Generator 1.6L Duratorq-TDCi (DV) Diesel, Location	19 – A 2
O5	Generator 1.6L Duratec-16V (Sigma), automatic transmission, Location	20 – A 5
O5	Generator 2.0L Duratorq-TDCi (DW) Diesel, Location	22 – B 3
O5	Generator 1.8L Duratorq-TDCi (Kent) Diesel, Location	63 – B 2
O5	Generator 2.5L Duratec (VI5), engine	
O7	Auxiliary battery wheelwell, LH side	
O10	Power point 2 3-door model/5-door model, in luggage compartment, RH side	46 – E 4
O10	Power point 2 wagon, Location	46 – E 4
O10	Power point 2 3-door model/5-door model, in luggage compartment, RH side	
O10	Power point 2 4-door model, in luggage compartment, RH side	
O10	Power point 2 convertible, in luggage compartment, RH side	
O21	Power point, rear Location	32 – C 3
P13	Clock spring Location	51 – D 3
P16	Glow plug 1 cylinder head	
P17	Glow plug 2 cylinder head	
P18	Glow plug 3 cylinder head	
P19	Glow plug 4 cylinder head	
P20	Glow plugs cylinder head	
P91	Central Junction Box (CJB) LHD, Location	49 – C 1



Components

Section 700-06-00

Location

Page/coordinates

P91	Central Junction Box (CJB) RHD, Location	50 – B 1
P91	Central Junction Box (CJB) LHD, Location	50 – B 1
P93	Battery Junction Box (BJB) RHD, Location	7 – F 4
P93	Battery Junction Box (BJB) LHD, Location	9 – F 4
P136	Spark plugs cylinder head	
P300	USB adapter centre console	
P302	Fuse box on battery engine compartment, LH side	
R3	Crankcase ventilation heating engine	
R11	Heated seat backrest element, right in passenger’s seat back rest	
R12	Heated seat backrest element, left in driver’s seat back rest	
R13	Heated seat cushion element, right in passenger’s seat face	
R14	Heated seat cushion element, left in passenger’s seat face	
R19	Rear window heater 3-door model/5-door model, Location	56 – C 5
R19	Rear window heater 4-door model, Location	57 – B 5
R19	Rear window heater wagon, Location	58 – B 5
R19	Rear window heater rear window	
R21	Blower motor resistor LHD, Location	30 – C 5
R21	Blower motor resistor RHD, Location	31 – A 1
R32	Fuel heater 1.6L Duratorq–TDCi (DV) Diesel, Location	21 – B 4
R32	Fuel heater 2.0L Duratorq–TDCi (DW) Diesel, Location	22 – B 5
R32	Fuel heater 1.8L Duratorq–TDCi (Kent) Diesel, Location	64 – D 5
R33	Heated seat pad resistor, driver side driver’s seat	
R34	Heated seat pad resistor, passenger side passenger’s seat	

Components		Section 700-06-00
Location		Page/coordinates
R42	Cigar lighter, front Location	32 – C 3
R43	Cigar lighter, rear centre console, rear	
R44	PTC Heater behind dash panel, centre	
R50	Booster heater Location	11 – D 5
R51	Windshield washer jet heater, LH side Location	59 – D 2
R52	Windshield washer jet heater, RH side Location	59 – C 2
R53	Windshield heater, LH side RHD, Location	7 – D 5
R53	Windshield heater, LH side LHD, Location	9 – D 5
R54	Windshield heater, RH side RHD, Location	6 – C 5
R54	Windshield heater, RH side LHD, Location	8 – C 5
R68	Wire resistance on Central Junction Box (CJB)	
R69	Heated seat element, driver side front driver seat	
R90	Heated seat element, passenger side front passenger's seat	
R93	Voltage divider resistor in Battery Junction Box (BJB)	
T1	Ignition coil 1.4/1.6L Duratec-16V (Sigma), Location	12 – D 5
T1	Ignition coil 1.6L Duratec-16V Ti-VCT (Sigma), Location	14 – E 5
T1	Ignition coil 1.6L Duratec-16V (Sigma), automatic transmission, Location	20 – D 5
T6	Ignition coil, cylinder 1 1.8/2.0L Duratec-HE (MI4), cylinder head	
T6	Ignition coil, cylinder 1 2.5L Duratec (VI5), cylinder head	
T7	Ignition coil, cylinder 2 1.8/2.0L Duratec-HE (MI4), cylinder head	
T7	Ignition coil, cylinder 2 2.5L Duratec (VI5), cylinder head	
T8	Ignition coil, cylinder 3 1.8/2.0L Duratec-HE (MI4), cylinder head	
T8	Ignition coil, cylinder 3 2.5L Duratec (VI5), cylinder head	

Components

Section 700-06-00

Location

Page/coordinates

T9	Ignition coil, cylinder 4 1.8/2.0L Duratec-HE (MI4), cylinder head	
T9	Ignition coil, cylinder 4 2.5L Duratec (VI5), cylinder head	
T30	Ignition coil, cylinder 5 cylinder head	
Y1	Evaporative emission canister purge valve 1.8/2.0L Duratec-HE (MI4), engine	
Y1	Evaporative emission canister purge valve 1.6L Duratec-16V Ti-VCT (Sigma), engine	
Y1	Evaporative emission canister purge valve 1.4/1.6L Duratec-16V (Sigma), engine	
Y1	Evaporative emission canister purge valve 2.5L Duratec-ST (VI5), engine	
Y1	Evaporative emission canister purge valve 2.5L Duratec-RS (VI5), engine	
Y1	Evaporative emission canister purge valve 2.5L Duratec (VI5), engine	
Y2	Exhaust Gas Recirculation (EGR) valve 2.0L Duratorq-TDCi (DW) Diesel, Location	22 - F 5
Y2	Exhaust Gas Recirculation (EGR) valve 1.8L Duratorq-TDCi (Kent) Diesel, Location	64 - A 2
Y2	Exhaust Gas Recirculation (EGR) valve 1.6L Duratorq-TDCi (DV) Diesel, engine	
Y16	A/C Compressor clutch 1.4/1.6L Duratec-16V (Sigma), manual transmission, Location	12 - A 3
Y16	A/C Compressor clutch 1.6L Duratec-16V Ti-VCT (Sigma), Location	14 - A 2
Y16	A/C Compressor clutch 1.8/2.0L Duratec-HE (MI4), Location	18 - E 1
Y16	A/C Compressor clutch 1.6L Duratorq-TDCi (DV) Diesel, Location	19 - B 2
Y16	A/C Compressor clutch 1.4/1.6L Duratec-16V (Sigma), manual transmission, Location	20 - A 2
Y16	A/C Compressor clutch 1.6L Duratec-16V (Sigma), automatic transmission, Location	20 - A 2
Y16	A/C Compressor clutch 2.0L Duratorq-TDCi (DW) Diesel, Location	22 - B 2
Y16	A/C Compressor clutch 1.8L Duratorq-TDCi (Kent) Diesel, Location	64 - F 2
Y16	A/C Compressor clutch A/C Compressor	
Y47	Fuel pressure solenoid valve 2.0L Duratorq-TDCi (DW) Diesel, Location	23 - B 2
Y47	Fuel pressure solenoid valve 1.8L Duratorq-TDCi (Kent) Diesel, engine	

Components

Section 700-06-00

	Location	Page/coordinates
Y57	Swirl control solenoid valve 1.8/2.0L Duratec-HE (MI4), manual transmission, Location	16 – E 4
Y57	Swirl control solenoid valve 1.8/2.0L Duratec-HE (MI4), automatic transmission, Location	17 – D 5
Y70	Speaker 1, LH rear door Location	55 – E 2
Y71	Speaker 2, LH rear door Location	55 – B 4
Y72	Speaker 1, RH rear door Location	55 – E 1
Y73	Speaker 2, RH rear door Location	55 – B 4
Y101	Speaker 1, LH front Location	54 – B 2
Y102	Speaker 2, LH front Location	54 – B 5
Y103	Speaker 1, RH front Location	54 – B 2
Y104	Speaker 2, RH front Location	54 – B 5
Y108	Fuel injector 1 1.8/2.0L Duratec-HE (MI4), manual transmission, Location	16 – B 5
Y108	Fuel injector 1 1.8/2.0L Duratec-HE (MI4), automatic transmission, Location	17 – A 5
Y108	Fuel injector 1 1.6L Duratorq-TDCi (DV) Diesel, Location	21 – E 5
Y108	Fuel injector 1 2.0L Duratorq-TDCi (DW) Diesel, Location	23 – C 5
Y108	Fuel injector 1 1.8L Duratorq-TDCi (Kent) Diesel, Location	63 – B 4
Y108	Fuel injector 1 1.4/1.6L Duratec-16V (Sigma), in intake system	
Y108	Fuel injector 1 1.6L Duratec-16V Ti-VCT (Sigma), in intake system	
Y108	Fuel injector 1 2.5L Duratec (VI5), cylinder head	
Y109	Fuel injector 2 1.8/2.0L Duratec-HE (MI4), manual transmission, Location	16 – C 5
Y109	Fuel injector 2 1.8/2.0L Duratec-HE (MI4), automatic transmission, Location	17 – B 5
Y109	Fuel injector 2 1.6L Duratorq-TDCi (DV) Diesel, Location	21 – D 5
Y109	Fuel injector 2 2.0L Duratorq-TDCi (DW) Diesel, Location	23 – C 5
Y109	Fuel injector 2 1.8L Duratorq-TDCi (Kent) Diesel, Location	63 – C 5

Components

Section 700-06-00

Location

Page/coordinates

Y109	Fuel injector 2 1.4/1.6L Duratec-16V (Sigma), in intake system	
Y109	Fuel injector 2 1.6L Duratec-16V Ti-VCT (Sigma), in intake system	
Y109	Fuel injector 2 2.5L Duratec (VI5), cylinder head	
Y110	Fuel injector 3 1.8/2.0L Duratec-HE (MI4), manual transmission, Location	16 - C 5
Y110	Fuel injector 3 1.8/2.0L Duratec-HE (MI4), automatic transmission, Location	17 - C 5
Y110	Fuel injector 3 1.6L Duratorq-TDCi (DV) Diesel, Location	21 - D 5
Y110	Fuel injector 3 2.0L Duratorq-TDCi (DW) Diesel, Location	23 - D 5
Y110	Fuel injector 3 1.8L Duratorq-TDCi (Kent) Diesel, Location	63 - D 5
Y110	Fuel injector 3 1.4/1.6L Duratec-16V (Sigma), in intake system	
Y110	Fuel injector 3 1.6L Duratec-16V Ti-VCT (Sigma), in intake system	
Y110	Fuel injector 3 2.5L Duratec (VI5), cylinder head	
Y111	Fuel injector 4 1.8/2.0L Duratec-HE (MI4), manual transmission, Location	16 - D 5
Y111	Fuel injector 4 1.8/2.0L Duratec-HE (MI4), automatic transmission, Location	17 - D 5
Y111	Fuel injector 4 1.6L Duratorq-TDCi (DV) Diesel, Location	21 - C 5
Y111	Fuel injector 4 1.6L Duratorq-TDCi (DV) Diesel, Location	23 - E 5
Y111	Fuel injector 4 2.0L Duratorq-TDCi (DW) Diesel, Location	23 - E 5
Y111	Fuel injector 4 1.8L Duratorq-TDCi (Kent) Diesel, Location	63 - D 5
Y111	Fuel injector 4 1.4/1.6L Duratec-16V (Sigma), in intake system	
Y111	Fuel injector 4 1.6L Duratec-16V Ti-VCT (Sigma), in intake system	
Y111	Fuel injector 4 2.5L Duratec (VI5), cylinder head	
Y112	Fuel injector 5 2.5L Duratec (VI5), cylinder head	
Y154	Camshaft timing actuator, inlet 1.6L Duratec-16V Ti-VCT (Sigma), Location	14 - B 5
Y154	Camshaft timing actuator, inlet 2.5L Duratec-ST (VI5), engine	

Components

Section 700-06-00

Location

Page/coordinates

Y154	Camshaft timing actuator, inlet 2.5L Duratec-RS (VI5), engine	
Y154	Camshaft timing actuator, inlet 2.5L Duratec (VI5), engine	
Y155	Camshaft timing actuator, outlet 1.6L Duratec-16V Ti-VCT (Sigma), Location	14 - B 5
Y155	Camshaft timing actuator, outlet 1.6L Duratec-16V Ti-VCT (Sigma), Location	14 - C 5
Y155	Camshaft timing actuator, outlet 2.5L Duratec-ST (VI5), engine	
Y155	Camshaft timing actuator, outlet 2.5L Duratec-RS (VI5), engine	
Y155	Camshaft timing actuator, outlet 2.5L Duratec (VI5), engine	
Y163	Parking aid speaker, rear wagon, Location	46 - A 2
Y163	Parking aid speaker, rear 3-door model, RH B-pillar	
Y163	Parking aid speaker, rear 5-door model, RH C-pillar	
Y163	Parking aid speaker, rear 4-door model, RH C-pillar	
Y165	Fuel metering valve 1.6L Duratorq-TDCi (DV) Diesel, Location	21 - B 5
Y165	Fuel metering valve 1.8L Duratorq-TDCi (Kent) Diesel, engine	21 - B 5
Y165	Fuel metering valve 2.0L Duratorq-TDCi (DW) Diesel, Location	23 - A 4
Y165	Fuel metering valve 1.8L Duratorq-TDCi (Kent) Diesel, engine	
Y185	Intercooler bypass solenoid valve 2.0L Duratorq-TDCi (DW) Diesel, Location	22 - C 1
Y185	Intercooler bypass solenoid valve 2.0L Duratorq-TDCi (DW) Diesel, Location	23 - A 4
Y193	Speaker 1, LH rear 3-door model, LH B-pillar	
Y193	Speaker 1, LH rear convertible, LH B-pillar	
Y194	Speaker 2, LH rear 3-door model, LH B-pillar	
Y194	Speaker 2, LH rear convertible, LH B-pillar	
Y195	Speaker 1, RH rear 3-door model, RH B-pillar	
Y195	Speaker 1, RH rear convertible, RH B-pillar	

Components

Section 700-06-00

Location

Page/coordinates

Y196	Speaker 2, RH rear 3-door model, RH B-pillar	
Y196	Speaker 2, RH rear convertible, RH B-pillar	
Y197	Turbocharger control valve 2.5L Duratec-ST (VI5), engine	
Y197	Turbocharger control valve 2.5L Duratec-RS (VI5), engine	
Y197	Turbocharger control valve 2.5L Duratec (VI5), engine	
Y218	Inlet air control valve solenoid 1.8/2.0L Duratec-HE (MI4), manual transmission, Location	16 - E 5
Y218	Inlet air control valve solenoid 1.8/2.0L Duratec-HE (MI4), automatic transmission, Location	17 - D 5
Y218	Inlet air control valve solenoid 1.8/2.0L Duratec-HE (MI4), automatic transmission, Location	17 - D 5

Connectors

Section 700-06-00

	Location	Page/coordinates
C18	left fender	
C19	right fender	
C21	on fuel tank	
C22	behind dash panel	
C23	behind dash panel	
C30	RHD, Location	26 – B 5
C30	LHD, Location	27 – E 4
C31	LHD, Location	26 – B 5
C31	RHD, Location	27 – E 4
C32	dash panel	
C33	dash panel	
C34	RHD, Location	6 – D 5
C34	LHD, Location	8 – D 5
C41	LHD, Location	34 – B 4
C41	RHD, Location	35 – E 4
C43	LHD, Location	33 – E 4
C43	RHD, Location	36 – B 4
C44	LHD, Location	34 – B 4
C44	RHD, Location	35 – E 4
C45a	Location	27 – D 5
C45b	Location	26 – C 5
C47	LHD, Location	34 – B 4
C47	RHD, Location	35 – E 4
C48	LHD, Location	34 – B 4
C48	RHD, Location	35 – E 4
C49	LHD, Location	33 – E 4
C49	RHD, Location	36 – B 4
C50	LHD, Location	33 – E 4
C50	RHD, Location	36 – B 4
C51	LHD, Location	33 – E 4
C51	RHD, Location	36 – B 4
C52	Location	26 – C 5
C52	Location	27 – D 5
C53	Location	26 – C 5
C53	Location	27 – D 5
C54	Location	26 – C 5
C54	Location	27 – D 4
C55	Location	26 – C 4
C55	Location	27 – D 4
C57	behind dash panel	
C58	3-door model/5-door model, Location	41 – E 4
C58	4-door model, Location	43 – A 3
C58	4-door model, Location	44 – E 5
C58	wagon, Location	45 – D 5
C59	Luggage compartment	
C62	engine	

Connectors

Section 700-06-00

	Location	Page/coordinates
C64	behind dash panel	
C65	1.8L Duratorq-TDCi (Kent) Diesel, Location	63 – F 4
C65	behind dash panel	
C70	windshield, top, centre	
C74	behind dash panel	
C77	Location	5 – E 1
C79	RHD, Location	6 – B 3
C79	LHD, Location	8 – A 4
C85	dash panel	
C90	Location	62 – E 5
C95	Location	61 – E 5
C96	Location	60 – E 5
C98	Location	60 – B 5
C99	Location	61 – D 5
C100	Location	60 – D 1
C102	Location	60 – C 1
C103	Location	60 – A 2
C107	3-door model/5-door model, Location	56 – F 4
C107	wagon, Location	58 – C 5
C107	4-door model, rear window	
C107	convertible, in luggage compartment lid	
C109	in luggage compartment, LH side	
C110	1.8/2.0L Duratec-HE (MI4), manual transmission, Location	16 – D 1
C110	1.8/2.0L Duratec-HE (MI4), automatic transmission, Location	17 – D 1
C110	1.4/1.6L Duratec-16V (Sigma), engine	
C110	1.6L Duratec-16V (Sigma), engine	
C110	1.6L Duratec-16V Ti-VCT (Sigma), engine	
C110	1.6L Duratorq-TDCi (DV) Diesel, engine	
C110	2.0L Duratorq-TDCi (DW) Diesel, engine	
C110	1.8L Duratorq-TDCi (Kent) Diesel, engine	
C110	2.5L Duratec (VI5), Wiring harness – Roof opening panel	
C110	except 1.8/2.0L Duratec-HE (MI4), engine	
C111	LHD, Location	33 – E 3
C111	RHD, Location	36 – B 3
C112	LHD, Location	33 – B 1
C112	RHD, Location	36 – B 2
C113	LHD, Location	33 – D 5
C113	RHD, Location	36 – D 5
C115	dash panel	
C116	1.8/2.0L Duratec-HE (MI4), automatic transmission, Location	17 – F 3
C116	1.6L Duratec-16V (Sigma), automatic transmission, Location	20 – F 3
C117	1.8/2.0L Duratec-HE (MI4), automatic transmission, Location	17 – F 3
C117	1.6L Duratec-16V (Sigma), automatic transmission, Location	20 – F 3
C118	LHD, Location	34 – B 3
C118	RHD, Location	35 – E 3
C120	1.4/1.6L Duratec-16V (Sigma), manual transmission, Location	12 – A 2

Connectors

Section 700-06-00

	Location	Page/coordinates
C120	1.6L Duratec-16V Ti-VCT (Sigma), Location	14 – B 2
C120	1.6L Duratec-16V (Sigma), automatic transmission, Location	20 – C 1
C120	2.0L Duratorq-TDCi (DW) Diesel, Location	22 – D 2
C120	1.8/2.0L Duratec-HE (MI4), engine	
C120	1.6L Duratorq-TDCi (DV) Diesel, engine	
C120	1.8L Duratorq-TDCi (Kent) Diesel, engine	
C121	Location	54 – E 5
C122a	Location	55 – C 5
C122b	Location	55 – C 5
C123	in passenger's door	
C124	LH B-pillar	
C125	RH B-pillar	
C130	engine compartment, LH side	
C131	behind dash panel	
C132	engine compartment, LH side	
C133	engine compartment, LH side	
C148	Location	54 – E 4
C149	Location	54 – E 3
C150a	Location	55 – E 3
C150b	Location	55 – E 3
C152	3-door model/5-door model, Location	42 – A 3
C152	4-door model, Location	44 – B 3
C152	wagon, Location	46 – B 3
C152	in luggage compartment, RH side	
C155	centre console	
C200	LHD, Location	28 – A 3
C200	RHD, Location	29 – F 2
C203	passenger's door	
C204	passenger's door	
C205	Location	54 – E 3
C208	Location	55 – E 4
C209	Location	55 – E 3
C211	Location	54 – D 5
C212	in driver's door	
C213	Location	54 – E 3
C215	wagon, Location	45 – A 3
C215	except wagon, in luggage compartment, LH side	
C216	wagon, Location	45 – A 3
C216	except wagon, in luggage compartment, LH side	
C217	wagon, Location	45 – A 3
C217	except wagon, in luggage compartment, LH side	
C218	wagon, Location	45 – A 3
C218	except wagon, in luggage compartment, LH side	
C219	wagon, Location	45 – A 3
C219	except wagon, in luggage compartment, LH side	
C220	Location	54 – C 4

Connectors

Section 700-06-00

	Location	Page/coordinates
C221	dash panel	
C222	in driver's door	
C223	in driver's door	
C224	in luggage compartment	
C226	centre console	
C227	rear bumper	
C228	dash panel	
C231	Location	51 – A 4
C233	Location	51 – E 3
C234	under rear seats	
C235	under rear seats	
C240	in driver's door	
C241	in passenger's door	
C242	in driver's door	
C243	in passenger's door	
C244	in Battery Junction Box (BJB)	
C245	in Battery Junction Box (BJB)	
C250	on engine bulkhead, centre	
C252	engine compartment, LH side	
C281	Petrol engines, Location	2 – C 5
C282	Petrol engines, Location	3 – C 5
C282	Diesel engines, Location	4 – A 3
C282	Petrol engines, Location	2 – C 5
C300	1.6L Duratorq-TDCi (DV) Diesel, Location	21 – C 5
C300	2.0L Duratorq-TDCi (DW) Diesel, Location	23 – E 4
C302	Location	5 – C 2
C304	Location	5 – F 2
C305	in luggage compartment, LH side	
C307	Location	11 – D 5
C308	Location	48 – C 1
C309	vehicle underbody, rear, RH side	
C311	engine compartment, front	
C312	engine compartment, front	
C320	LHD, Location	28 – A 5
C320	RHD, Location	29 – F 4
C323	engine compartment	
C324	with adjustable pedals, Location	53 – C 5
C325	in footwell	
C330	under driver's seat	
C331	driver seat	
C332	driver seat	
C333	under driver's seat	
C335	under driver's seat	
C336	under driver's seat	
C337	under driver's seat	
C337	driver's seat	

Connectors

Section 700-06-00

	Location	Page/coordinates
C340	under passenger's seat	
C341	under passenger's seat	
C342	under passenger's seat	
C343	under passenger's seat	
C344	under passenger's seat	
C345	under passenger's seat	
C346	under passenger's seat	
C347	passenger's seat	
C348	under passenger's seat	
C352	1.6L Duratec-16V Ti-VCT (Sigma), Location	14 - D 5
C358	1.8L Duratorq-TDCi (Kent) Diesel, Location	64 - E 1
C378	LHD, Location	28 - A 2
C378	behind dash panel, centre, RHD	
C380	LHD, Location	28 - A 2
C380	behind dash panel, centre, RHD	
C381	LHD, Location	28 - D 5
C381	RHD, Location	29 - D 5
C382	LHD, Location	28 - E 5
C382	RHD, Location	29 - E 5
C383	LHD, Location	28 - C 2
C383	RHD, Location	29 - C 2
C384	1.8/2.0L Duratec-HE (MI4), manual transmission, Location	16 - E 5
C384	1.8/2.0L Duratec-HE (MI4), automatic transmission, Location	17 - D 5
C386	1.4/1.6L Duratec-16V (Sigma), Location	12 - B 3
C386	1.6L Duratec-16V Ti-VCT (Sigma), Location	14 - A 3
C386	1.6L Duratec-16V (Sigma), automatic transmission, Location	20 - A 3
C390	in Central Junction Box (CJB)	
C391	Location	51 - C 2
C393	1.6L Duratec-16V Ti-VCT (Sigma), Location	14 - D 5
C394	1.6L Duratec-16V Ti-VCT (Sigma), Location	14 - D 5
C401	engine compartment, front	
C414	1.8/2.0L Duratec-HE (MI4), automatic transmission, Location	17 - E 5
C414	1.6L Duratec-16V (Sigma), automatic transmission, Location	20 - E 5
C415a	in luggage compartment, LH side	
C415b	in luggage compartment, LH side	
C416a	in luggage compartment, LH side	
C416b	in luggage compartment, LH side	
C417	1.6L Duratorq-TDCi (DV) Diesel, Location	19 - E 2
C417	2.0L Duratorq-TDCi (DW) Diesel, Location	22 - E 2
C417	1.8L Duratorq-TDCi (Kent) Diesel, Location	22 - E 2
C417	1.8L Duratorq-TDCi (Kent) Diesel, Location	63 - F 1
C418	1.6L Duratorq-TDCi (DV) Diesel, Location	19 - E 2
C418	2.0L Duratorq-TDCi (DW) Diesel, Location	22 - E 2
C418	1.8L Duratorq-TDCi (Kent) Diesel, Location	63 - F 1
C419	1.6L Duratorq-TDCi (DV) Diesel, Location	19 - E 2
C419	2.0L Duratorq-TDCi (DW) Diesel, Location	22 - E 2

Connectors

Section 700-06-00

	Location	Page/coordinates
C419	1.8L Duratorq-TDCi (Kent) Diesel, Location	63 – F 1
C420	Location	5 – D 5
C426	Location	32 – E 5
C426	Location	32 – A 2
C427	Location	26 – D 5
C427	Location	27 – C 5
C428	Location	26 – D 5
C428	Location	27 – C 5
C429	Location	32 – E 5
C429	Location	32 – A 2
C430	LHD, Location	1 – B 2
C430	RHD, Location	1 – E 3
C432	behind dash panel	
C433	in back rest of rear seats	
C434	LHD, Location	1 – E 3
C434	RHD, Location	1 – B 2
C437	Location	51 – B 5
C438	1.8/2.0L Duratec-HE (MI4), automatic transmission, Location	17 – E 1
C438	1.6L Duratec-16V (Sigma), automatic transmission, Location	20 – E 1
C439	1.8/2.0L Duratec-HE (MI4), automatic transmission, Location	17 – E 2
C439	1.6L Duratec-16V (Sigma), automatic transmission, Location	20 – E 2
C440	under passenger's seat	
C441	Location	51 – D 5
C442	behind dash panel, centre	
C443	behind dash panel, centre	
C444	without adjustable pedals, Location	52 – C 3
C444	with adjustable pedals, Location	53 – D 3
C446	engine compartment, LH side	
C447	behind dash panel, centre	
C448	behind dash panel, centre	
C449	dash panel	
C452	LHD, 4-door model, 3-door model/5-door model, Location	37 – D 2
C452	RHD, 4-door model, 3-door model/5-door model, Location	38 – C 2
C452	convertible, windshield, top, centre	
C453	behind dash panel	
C454	LHD, Location	28 – C 5
C454	RHD, Location	29 – C 5
C456	Location	51 – A 4
C457	above glove compartment	
C458	above glove compartment	
C459	Location	51 – B 4
C461	3-door model/5-door model, Location	41 – D 5
C462	3-door model/5-door model, Location	42 – C 5
C463	3-door model/5-door model, Location	41 – B 5
C464	3-door model/5-door model, Location	42 – D 5
C470	LHD, Location	30 – C 5

Connectors

Section 700-06-00

	Location	Page/coordinates
C470	RHD, Location	31 – A 1
C472	3-door model/5-door model, Location	41 – B 5
C473	3-door model/5-door model, Location	42 – D 5
C476	4-door model, Location	43 – A 4
C476	wagon, Location	45 – A 5
C477	4-door model, Location	44 – F 5
C477	wagon, Location	46 – E 5
C478	behind dash panel, centre	
C481	behind dash panel, passenger side	
C482	Centre console	
C485	in driver's door	
C487	behind dash panel, centre	
C488	Location	54 – E 5
C489	Location	54 – E 5
C493	LHD, 4-door model, 3-door model/5-door model, Location	37 – B 2
C493	RHD, 4-door model, 3-door model/5-door model, Location	38 – B 1
C494	3-door model/5-door model, Location	56 – E 3
C494	4-door model, Location	57 – E 5
C494	wagon, Location	58 – F 4
C494	in luggage compartment lid	
C495	3-door model/5-door model, Location	56 – E 3
C495	4-door model, Location	57 – E 5
C495	wagon, Location	58 – F 4
C495	in luggage compartment lid	
C496	3-door model/5-door model, Location	56 – C 1
C496	4-door model, Location	57 – D 5
C496	wagon, Location	58 – A 3
C496	in luggage compartment lid	
C497	3-door model/5-door model, Location	56 – C 1
C497	4-door model, Location	57 – D 5
C497	wagon, Location	58 – A 3
C497	in luggage compartment lid	
C522	LHD, 4-door model, 3-door model/5-door model, Location	37 – E 3
C522	RHD, 4-door model, 3-door model/5-door model, Location	38 – E 3
C522	LHD, wagon, Location	39 – E 1
C522	RHD, wagon, Location	40 – E 1
C523	1.8/2.0L Duratec-HE (MI4), manual transmission, Location	16 – E 4
C523	1.8/2.0L Duratec-HE (MI4), automatic transmission, Location	17 – D 5
C524	1.4/1.6L Duratec-16V (Sigma), Location	13 – A 2
C524	1.6L Duratec-16V Ti-VCT (Sigma), Location	15 – A 2
C524	1.8/2.0L Duratec-HE (MI4), Location	18 – B 1
C525	LHD, 4-door model, 3-door model/5-door model, Location	37 – F 3
C525	RHD, 4-door model, 3-door model/5-door model, Location	38 – F 3
C525	LHD, wagon, Location	39 – E 3
C525	RHD, wagon, Location	40 – E 3
C526	LHD, wagon, Location	39 – C 2

Connectors

Section 700-06-00

	Location	Page/coordinates
C526	RHD, wagon, Location	40 – D 1
C526	in roof panel	
C526	windshield	
C532	LHD, Location	30 – B 1
C532	RHD, Location	31 – D 2
C533	LHD, Location	30 – E 2
C533	RHD, Location	31 – C 1
C534	LHD, Location	30 – B 4
C534	RHD, Location	31 – E 5
C536	heating/air conditioning housing	
C538	LHD, Location	30 – C 1
C538	RHD, Location	31 – A 4
C539	LHD, Location	28 – D 1
C539	RHD, Location	29 – D 1
C540	LHD, Location	28 – D 1
C540	RHD, Location	29 – D 1
C541	LHD, Location	30 – C 4
C541	RHD, Location	31 – A 2
C542	LHD, Location	30 – A 3
C542	RHD, Location	31 – C 4
C543	LHD, Location	30 – A 4
C543	RHD, Location	31 – C 5
C544	heating/air conditioning housing, RHD	
C550	engine	
C553	LHD, Location	30 – E 5
C553	RHD, Location	31 – B 4
C554	behind dash panel, centre	
C556	in Battery Junction Box (BJB)	
C561	in luggage compartment, LH side	
C562	in luggage compartment, LH side	
C563	in luggage compartment, LH side	
C564	in luggage compartment, LH side	
C566	dash panel	
C567	windshield, top, RH side	
C568	windshield, top, LH side	
C570	in luggage compartment	
C571	behind dash panel	
C572	1.4/1.6L Duratec-16V (Sigma), Location	12 – B 5
C572	1.4/1.6L Duratec-16V (Sigma), Location	20 – B 5
C572	1.6L Duratec-16V Ti-VCT (Sigma), Location	14 – E 3
C574	behind rear seats	
C575	1.6L Duratorq-TDCi (DV) Diesel, Location	21 – E 2
C576	in luggage compartment	
C577	in luggage compartment	
C578	2.5L Duratec-ST (VI5), engine	
C578	2.5L Duratec-RS (VI5), engine	

Connectors

Section 700-06-00

	Location	Page/coordinates
C578	2.5L Duratec (VI5), engine	
C579	engine	
C580	engine	
C581	2.5L Duratec (VI5), engine	
C582	2.5L Duratec (VI5), engine	
C583	2.5L Duratec (VI5), engine	
C584	2.5L Duratec (VI5), engine	
C585	2.5L Duratec (VI5), engine	
C586	1.6L Duratorq-TDCi (DV) Diesel, Location	21 – B 3
C586	2.0L Duratorq-TDCi (DW) Diesel, Location	22 – C 5
C586	1.8L Duratorq-TDCi (Kent) Diesel, Location	63 – A 3
C587	1.6L Duratec-16V Ti-VCT (Sigma), Location	14 – C 5
C587	2.5L Duratec-ST (VI5), cylinder head	
C587	2.5L Duratec-RS (VI5), cylinder head	
C587	2.5L Duratec (VI5), cylinder head	
C588	1.6L Duratec-16V Ti-VCT (Sigma), Location	14 – B 5
C588	2.5L Duratec-ST (VI5), cylinder head	
C588	2.5L Duratec-RS (VI5), cylinder head	
C588	2.5L Duratec (VI5), cylinder head	
C589	2.5L Duratec (VI5), engine	
C589	2.5L Duratec-ST (VI5), engine	
C589	2.5L Duratec-RS (VI5), engine	
C590	2.5L Duratec-RS (VI5), engine	
C590	2.5L Duratec (VI5), engine	
C591	1.6L Duratorq-TDCi (DV) Diesel, Location	19 – D 5
C591	2.5L Duratec-ST (VI5), engine	
C591	2.5L Duratec (VI5), engine	
C592	1.6L Duratorq-TDCi (DV) Diesel, Location	21 – B 5
C593	1.8/2.0L Duratec-HE (MI4), manual transmission, Location	16 – A 1
C593	1.8/2.0L Duratec-HE (MI4), automatic transmission, Location	17 – B 2
C594	1.4/1.6L Duratec-16V (Sigma), manual transmission, Location	12 – F 5
C594	1.6L Duratec-16V Ti-VCT (Sigma), Location	14 – F 5
C594	1.6L Duratec-16V (Sigma), automatic transmission, Location	20 – F 4
C595	1.4/1.6L Duratec-16V (Sigma), Location	12 – B 5
C595	1.6L Duratec-16V Ti-VCT (Sigma), Location	14 – E 3
C596	in intake system	
C597	2.5L Duratec (VI5), engine	
C598	2.0L Duratorq-TDCi (DW) Diesel, Location	22 – E 4
C599	1.8/2.0L Duratec-HE (MI4), Location	18 – B 5
C600	1.8/2.0L Duratec-HE (MI4), Location	18 – A 5
C601	1.8/2.0L Duratec-HE (MI4), Location	18 – A 5
C602	wagon, Location	46 – E 4
C602	3-door model/5-door model, in luggage compartment, RH side	
C602	4-door model, in luggage compartment, RH side	
C602	convertible, in luggage compartment, RH side	
C604	Location	1 – B 5

Connectors

Section 700-06-00

	Location	Page/coordinates
C605	Location	1 – C 4
C606	Location	1 – D 2
C607	Location	1 – E 1
C608	Location	1 – A 2
C619	LHD, Location	28 – F 4
C619	RHD, Location	29 – A 5
C622	3-door model/5-door model, Location	42 – E 4
C622	wagon, Location	42 – E 4
C622	wagon, Location	46 – E 3
C622	3-door model/5-door model, Location	46 – E 3
C622	convertible, in luggage compartment, RH side	
C622	4-door model, in luggage compartment, RH side	
C623	3-door model/5-door model, Location	42 – E 3
C623	wagon, Location	46 – E 3
C623	4-door model, in luggage compartment, RH side	
C630	engine	
C631	wagon, Location	46 – F 3
C634	RHD, Location	7 – D 5
C634	LHD, Location	9 – D 5
C635	RHD, Location	6 – C 5
C635	LHD, Location	8 – C 5
C638	2.0L Duratorq-TDCi (DW) Diesel, Location	23 – A 3
C638	1.6L Duratorq-TDCi (DV) Diesel, in exhaust system	
C639	2.0L Duratorq-TDCi (DW) Diesel, Location	23 – B 1
C639	1.6L Duratorq-TDCi (DV) Diesel, in exhaust system	
C640	2.0L Duratorq-TDCi (DW) Diesel, Location	23 – B 5
C640	1.6L Duratorq-TDCi (DV) Diesel, engine	
C641	engine compartment, LH side	
C642	engine compartment, LH side	
C643	1.4/1.6L Duratec-16V (Sigma), Location	12 – B 1
C643	1.6L Duratec-16V Ti-VCT (Sigma), Location	14 – C 1
C643	1.8/2.0L Duratec-HE (MI4), Location	18 – D 1
C643	1.6L Duratec-16V (Sigma), automatic transmission, Location	20 – C 1
C643	1.8L Duratorq-TDCi (Kent) Diesel, Location	64 – C 1
C643	2.5L Duratec (VI5), engine	
C644	2.5L Duratec (VI5), engine	
C645	1.4/1.6L Duratec-16V (Sigma), Location	12 – D 5
C645	1.6L Duratec-16V Ti-VCT (Sigma), Location	14 – E 5
C645	1.6L Duratec-16V (Sigma), automatic transmission, Location	20 – D 5
C648	without adjustable pedals, Location	52 – D 1
C648	with adjustable pedals, Location	53 – D 1
C650	2.5L Duratec (VI5), on brake pedal support	
C654	1.8L Duratorq-TDCi (Kent) Diesel, in intake system	
C655	1.6L Duratorq-TDCi (DV) Diesel, Location	21 – E 4
C655	2.0L Duratorq-TDCi (DW) Diesel, Location	22 – B 4
C656	2.0L Duratorq-TDCi (DW) Diesel, Location	22 – B 4

Connectors

Section 700-06-00

	Location	Page/coordinates
C690	2.5L Duratec (VI5), engine	
C690	engine	
C690	2.5L Duratec-ST (VI5), engine	
C690	2.5L Duratec-RS (VI5), engine	
C692	Location	4 - D 2
C694	LHD, Location	28 - C 5
C694	RHD, Location	29 - D 2
C695	LHD, Location	28 - D 2
C695	RHD, Location	29 - A 2
C701	A-pillar, Driver side	
C702	A-pillar, Passenger side	
C704	Location	27 - E 1
C710	wagon, Location	46 - C 5
C711	wagon, Location	46 - C 5
C715	driver's seat	
C717	LHD, Location	28 - D 5
C717	RHD, Location	29 - D 5
C720	Location	59 - C 2
C721	Location	59 - D 2
C722	Location	54 - E 2
C723	Location	54 - E 1
C724	A-pillar, Driver side	
C725	A-pillar, Passenger side	
C726	dash panel	
C728	Location	54 - E 2
C729	Location	54 - E 2
C730a	Location	55 - B 2
C730b	Location	55 - B 2
C732	Location	47 - C 2
C734	in driver's door	
C735	in passenger's door	
C736	LH B-pillar	
C737	RH B-pillar	
C741	driver's door	
C742	LHD, wagon, Location	39 - C 1
C742	RHD, wagon, Location	40 - C 1
C742	3-door model/5-door model, roof, front	
C742	4-door model, roof, front	
C742	Reversing lamps, manual transmission, 4-door model	
C742	2.5L Duratec (VI5), roof, front	
C742	convertible, windshield	
C742	2.5L Duratec-ST (VI5), roof, front	
C743	under rear seats, RH side	
C744	RHD, Location	6 - D 5
C744	LHD, Location	8 - B 4
C745	RHD, Location	6 - D 5

Connectors

Section 700-06-00

	Location	Page/coordinates
C745	LHD, Location	8 – B 4
C746	in driver's door	
C747	in passenger's door	
C748	LH B-pillar	
C749	RH B-pillar	
C753	RHD, Location	7 – E 5
C753	LHD, Location	9 – E 5
C754	RHD, Location	6 – B 5
C754	LHD, Location	8 – B 5
C755	driver's seat	
C756	driver's seat	
C757	driver's seat	
C758	driver's seat	
C759	driver's seat	
C760	driver's seat	
C761	driver's seat	
C762	driver's seat	
C771	1.8/2.0L Duratec-HE (MI4), manual transmission, Location	16 – B 5
C771	1.8/2.0L Duratec-HE (MI4), automatic transmission, Location	17 – A 5
C771	1.6L Duratorq-TDCi (DV) Diesel, Location	21 – E 5
C771	2.0L Duratorq-TDCi (DW) Diesel, Location	23 – C 5
C771	1.8L Duratorq-TDCi (Kent) Diesel, Location	63 – B 4
C771	1.4/1.6L Duratec-16V (Sigma), in intake system	
C771	1.6L Duratec-16V Ti-VCT (Sigma), in intake system	
C771	2.5L Duratec (VI5), engine	
C771	2.5L Duratec-ST (VI5), engine	
C772	1.8/2.0L Duratec-HE (MI4), manual transmission, Location	16 – C 5
C772	1.8/2.0L Duratec-HE (MI4), automatic transmission, Location	17 – B 5
C772	1.6L Duratorq-TDCi (DV) Diesel, Location	21 – D 5
C772	2.0L Duratorq-TDCi (DW) Diesel, Location	23 – C 5
C772	1.8L Duratorq-TDCi (Kent) Diesel, Location	63 – C 5
C772	1.4/1.6L Duratec-16V (Sigma), in intake system	
C772	1.6L Duratec-16V Ti-VCT (Sigma), in intake system	
C772	2.5L Duratec (VI5), engine	
C773	1.8/2.0L Duratec-HE (MI4), manual transmission, Location	16 – C 5
C773	1.8/2.0L Duratec-HE (MI4), automatic transmission, Location	17 – C 5
C773	1.6L Duratorq-TDCi (DV) Diesel, Location	21 – D 5
C773	2.0L Duratorq-TDCi (DW) Diesel, Location	23 – D 5
C773	1.8L Duratorq-TDCi (Kent) Diesel, Location	63 – D 5
C773	1.4/1.6L Duratec-16V (Sigma), in intake system	
C773	1.6L Duratec-16V Ti-VCT (Sigma), in intake system	
C773	2.5L Duratec (VI5), engine	
C774	1.8/2.0L Duratec-HE (MI4), manual transmission, Location	16 – D 5
C774	1.8/2.0L Duratec-HE (MI4), automatic transmission, Location	17 – D 5
C774	1.6L Duratorq-TDCi (DV) Diesel, Location	21 – C 5
C774	2.0L Duratorq-TDCi (DW) Diesel, Location	23 – E 5

700-05-00

Component Location Charts

700-05-00

-45

Connectors

Section 700-06-00

	Location	Page/coordinates
C774	1.8L Duratorq-TDCi (Kent) Diesel, Location	63 - D 5
C774	1.4/1.6L Duratec-16V (Sigma), in intake system	
C774	1.6L Duratec-16V Ti-VCT (Sigma), in intake system	
C774	2.5L Duratec (VI5), engine	
C775	2.5L Duratec (VI5), engine	
C776	behind dash panel	
C778	1.6L Duratorq-TDCi (DV) Diesel, Location	21 - C 1
C778	2.0L Duratorq-TDCi (DW) Diesel, Location	22 - B 5
C779	1.4/1.6L Duratec-16V (Sigma), Location	12 - E 5
C779	1.6L Duratec-16V Ti-VCT (Sigma), Location	14 - E 4
C779	1.8/2.0L Duratec-HE (MI4), Location	18 - A 4
C779	1.6L Duratorq-TDCi (DV) Diesel, Location	19 - E 5
C779	1.6L Duratec-16V (Sigma), automatic transmission, Location	20 - D 5
C779	2.0L Duratorq-TDCi (DW) Diesel, Location	22 - E 3
C782	Location	54 - E 2
C783	Location	54 - E 2
C784	Location	51 - D 2
C785	1.6L Duratorq-TDCi (DV) Diesel, Location	21 - F 5
C785	2.0L Duratorq-TDCi (DW) Diesel, Location	22 - C 5
C785	1.8L Duratorq-TDCi (Kent) Diesel, Location	63 - A 3
C786	1.8L Duratorq-TDCi (Kent) Diesel, Location	64 - A 4
C787	3-door model/5-door model, Location	56 - D 3
C788	LHD, Location	9 - C 1
C789	LHD, Location	30 - D 2
C789	heating/air conditioning housing	
C789	RHD, heating/air conditioning housing	
C790	2.0L Duratorq-TDCi (DW) Diesel, Location	22 - F 4
C790	1.6L Duratorq-TDCi (DV) Diesel, engine	
C791	engine compartment	
C792	Location	4 - C 1
C793	Location	4 - C 1
C794	Location	4 - C 1
C795	RHD, Location	6 - E 2
C795	LHD, Location	9 - B 1
C797	wagon, in liftgate	
C797	in luggage compartment lid	
C797	4-door model, in luggage compartment lid	
C797	3-door model/5-door model, in liftgate	
C798	3-door model/5-door model, Location	56 - D 1
C798	4-door model, Location	57 - F 2
C798	wagon, Location	58 - C 1
C798	convertible, in luggage compartment lid	
C799	3-door model/5-door model, Location	56 - D 3
C799	4-door model, Location	57 - E 3
C799	wagon, Location	58 - D 1
C799	convertible, in luggage compartment lid	

Connectors

Section 700-06-00

	Location	Page/coordinates
C801	Location	51 – D 2
C802	Location	54 – A 4
C803	1.4/1.6L Duratec-16V (Sigma), Location	13 – D 1
C803	1.8/2.0L Duratec-HE (MI4), manual transmission, Location	16 – D 5
C803	1.8/2.0L Duratec-HE (MI4), automatic transmission, Location	17 – C 5
C803	2.5L Duratec (VI5), engine	
C803	1.8/2.0L Duratec-HE (MI4), automatic transmission (CFT23), engine	
C804	2.5L Duratec (VI5), engine	
C805	Location	54 – B 4
C806	Location	54 – B 4
C807	Location	54 – B 4
C808	Location	54 – B 4
C809	LHD, Location	28 – B 5
C809	RHD, Location	29 – F 4
C810	RHD, Location	6 – F 5
C810	LHD, Location	9 – B 5
C811	3-door model/5-door model, Location	42 – B 4
C811	wagon, Location	46 – A 3
C813	RHD, Location	6 – B 4
C813	LHD, engine compartment	
C814	Location	25 – F 3
C815	Location	24 – A 3
C816	Location	27 – A 4
C817	Location	48 – D 2
C819	Location	54 – B 4
C820	3-door model/5-door model, Location	42 – E 4
C820	4-door model, Location	44 – D 5
C820	convertible, in luggage compartment, RH side	
C820	wagon, in luggage compartment	
C821	Location	54 – B 4
C822	Location	54 – B 4
C823	1.8/2.0L Duratec-HE (MI4), automatic transmission, Location	17 – F 3
C823	1.6L Duratec-16V (Sigma), automatic transmission, Location	20 – F 3
C824	without adjustable pedals, Location	52 – C 5
C824	with adjustable pedals, Location	53 – D 5
C825	without adjustable pedals, Location	52 – B 5
C825	without adjustable pedals, Location	52 – C 5
C825	with adjustable pedals, Location	53 – B 5
C825	with adjustable pedals, Location	53 – D 5
C826	Location	27 – E 1
C827	engine compartment	
C828	RHD, Location	6 – E 5
C828	LHD, Location	8 – E 4
C829	rear axle, LH side	
C830	Location	10 – B 2
C831	Location	10 – B 2

Connectors

Section 700-06-00

	Location	Page/coordinates
C832	heating system housing	
C833	2.0L Duratorq-TDCi (DW) Diesel, Location	22 – F 5
C833	1.8L Duratorq-TDCi (Kent) Diesel, Location	64 – A 2
C834	engine	
C836	RHD, Location	7 – F 3
C836	LHD, Location	9 – F 3
C837	RHD, Location	6 – A 3
C837	LHD, Location	8 – A 3
C838	behind dash panel	
C839	Location	48 – C 2
C841	in footwell, LH side	
C842	in footwell, LH side	
C842	front of vehicle, LH side	
C843	front of vehicle, RH side	
C844	LHD, 4-door model, 3-door model/5-door model, Location	37 – B 5
C844	RHD, 4-door model, 3-door model/5-door model, Location	38 – B 5
C844	LHD, wagon, Location	39 – B 5
C844	RHD, wagon, Location	40 – B 5
C844	in LH sun visor	
C845	LHD, 4-door model, 3-door model/5-door model, Location	37 – A 5
C845	RHD, 4-door model, 3-door model/5-door model, Location	38 – A 4
C845	LHD, wagon, Location	39 – A 5
C845	RHD, wagon, Location	40 – A 5
C845	in RH sun visor	
C846	LHD, Location	28 – F 2
C846	behind dash panel, RHD	
C848	RHD, Location	6 – E 4
C848	LHD, Location	8 – F 3
C849	in RH front footwell	
C851	behind dash panel, centre	
C854	cylinder head	
C855	cylinder head	
C856	cylinder head	
C857	cylinder head	
C858	2.0L Duratorq-TDCi (DW) Diesel, Location	23 – A 4
C858	1.8L Duratorq-TDCi (Kent) Diesel, engine	
C859	2.0L Duratorq-TDCi (DW) Diesel, Location	23 – B 2
C859	1.8L Duratorq-TDCi (Kent) Diesel, engine	
C860	2.0L Duratorq-TDCi (DW) Diesel, Location	22 – B 2
C861	behind dash panel, centre	
C863	without adjustable pedals, Location	52 – A 5
C863	with adjustable pedals, Location	53 – A 5
C864	1.8/2.0L Duratec-HE (MI4), manual transmission, Location	16 – E 3
C864	1.6L Duratorq-TDCi (DV) Diesel, Location	19 – E 3
C864	2.0L Duratorq-TDCi (DW) Diesel, Location	22 – F 2
C864	1.8L Duratorq-TDCi (Kent) Diesel, Location	63 – F 3

Connectors

Section 700-06-00

	Location	Page/coordinates
C864	2.5L Duratec (VI5), transmission	
C866	1.4/1.6L Duratec-16V (Sigma), Location	12 - D 1
C866	1.6L Duratec-16V Ti-VCT (Sigma), Location	14 - D 1
C868	engine	
C870	1.4/1.6L Duratec-16V (Sigma), Location	12 - B 4
C870	1.6L Duratec-16V Ti-VCT (Sigma), Location	14 - A 3
C870	1.8/2.0L Duratec-HE (MI4), manual transmission, Location	16 - A 2
C870	1.8/2.0L Duratec-HE (MI4), automatic transmission, Location	17 - A 3
C870	1.6L Duratorq-TDCi (DV) Diesel, Location	19 - A 2
C870	1.6L Duratec-16V (Sigma), automatic transmission, Location	20 - A 5
C870	2.0L Duratorq-TDCi (DW) Diesel, Location	22 - B 3
C870	1.8L Duratorq-TDCi (Kent) Diesel, Location	63 - B 2
C870	2.5L Duratec (VI5), generator	
C871	1.4/1.6L Duratec-16V (Sigma), manual transmission, Location	12 - B 4
C871	1.6L Duratec-16V Ti-VCT (Sigma), Location	14 - A 3
C871	1.8/2.0L Duratec-HE (MI4), manual transmission, Location	16 - A 2
C871	1.8/2.0L Duratec-HE (MI4), automatic transmission, Location	17 - A 3
C871	1.6L Duratorq-TDCi (DV) Diesel, Location	19 - A 2
C871	1.6L Duratec-16V (Sigma), automatic transmission, Location	20 - A 5
C871	2.0L Duratorq-TDCi (DW) Diesel, Location	22 - B 3
C871	1.8L Duratorq-TDCi (Kent) Diesel, Location	63 - B 2
C871	2.5L Duratec (VI5), generator	
C872	1.4/1.6L Duratec-16V (Sigma), Location	12 - A 3
C875	on clutch pedal support	
C878	behind dash panel, centre	
C882	Location	4 - E 3
C886	engine compartment	
C890	LHD, 4-door model, 3-door model/5-door model, Location	37 - D 1
C890	RHD, 4-door model, 3-door model/5-door model, Location	38 - C 1
C890	LHD, wagon, Location	39 - D 3
C890	RHD, wagon, Location	40 - D 3
C890	convertible, windshield, top, centre	
C891	LHD, 4-door model, 3-door model/5-door model, Location	37 - E 4
C891	RHD, 4-door model, 3-door model/5-door model, Location	38 - D 5
C891	LHD, wagon, Location	39 - C 5
C891	RHD, wagon, Location	40 - C 5
C892	LHD, 4-door model, 3-door model/5-door model, Location	37 - E 4
C892	RHD, 4-door model, 3-door model/5-door model, Location	38 - D 5
C892	LHD, wagon, Location	39 - C 5
C892	RHD, wagon, Location	40 - C 5
C893	LHD, 4-door model, 3-door model/5-door model, Location	37 - D 1
C893	RHD, 4-door model, 3-door model/5-door model, Location	38 - C 1
C893	LHD, wagon, Location	39 - D 3
C893	RHD, wagon, Location	40 - D 3
C893	convertible, windshield, top, centre	
C894	roof, front	

Connectors

Section 700-06-00

	Location	Page/coordinates
C895	1.8/2.0L Duratec-HE (MI4), manual transmission, Location	16 – B 1
C895	1.8/2.0L Duratec-HE (MI4), automatic transmission, Location	17 – B 1
C896	Location	51 – D 3
C897	Location	5 – E 4
C897	engine compartment	
C898	LHD, wagon, Location	39 – E 5
C898	RHD, wagon, Location	40 – E 5
C899	LHD, wagon, Location	39 – E 5
C899	RHD, wagon, Location	40 – E 5
C902	2.5L Duratec-ST (VI5), engine	
C902	2.5L Duratec-RS (VI5), engine	
C902	2.5L Duratec (VI5), engine	
C903	1.4/1.6L Duratec-16V (Sigma), Location	12 – B 2
C903	1.6L Duratec-16V Ti-VCT (Sigma), Location	14 – B 3
C903	1.8/2.0L Duratec-HE (MI4), Location	18 – E 4
C903	1.6L Duratec-16V (Sigma), automatic transmission, Location	20 – B 2
C904	1.6L Duratec-16V Ti-VCT (Sigma), Location	14 – A 5
C906	1.6L Duratorq-TDCi (DV) Diesel, Location	21 – F 3
C906	2.0L Duratorq-TDCi (DW) Diesel, Location	23 – D 5
C906	1.8L Duratorq-TDCi (Kent) Diesel, Location	63 – B 5
C911	Location	32 – C 3
C912a	Location	32 – C 3
C912	Location	32 – C 3
C913	centre console	
C914	cylinder head, 1.8/2.0L Duratec-HE (MI4)	
C915	cylinder head, 1.8/2.0L Duratec-HE (MI4)	
C916	cylinder head, 1.8/2.0L Duratec-HE (MI4)	
C917	cylinder head, 1.8/2.0L Duratec-HE (MI4)	
C920	on steering column	
C921	Location	51 – D 3
C922	in steering wheel	
C923	in steering wheel	
C924	engine, 1.8/2.0L Duratec-HE (MI4)	
C924	engine	
C925	engine, 1.8/2.0L Duratec-HE (MI4)	
C925	engine	
C926	2.0L Duratorq-TDCi (DW) Diesel, Location	23 – E 2
C926	2.5L Duratec (VI5), engine	
C927	engine	
C928	1.8/2.0L Duratec-HE (MI4), automatic transmission, Location	17 – F 2
C928	1.6L Duratec-16V (Sigma), automatic transmission, Location	20 – F 2
C930	Location	32 – E 2
C931	under centre console	
C933	LHD, Location	34 – B 3
C933	RHD, Location	35 – E 3
C934	1.8/2.0L Duratec-HE (MI4), Location	18 – A 4

Connectors

Section 700-06-00

	Location	Page/coordinates
C937	Location	54 – B 1
C938	Location	54 – B 1
C939a	4-door model/5-door model, wagon, Location	55 – E 1
C939b	4-door model/5-door model, wagon, Location	55 – E 1
C939	3-door model, LH B-pillar	
C939	convertible, LH B-pillar	
C940	3-door model, RH B-pillar	
C940	convertible, RH B-pillar	
C941	Location	54 – B 4
C942a	4-door model/5-door model, wagon, Location	55 – B 4
C942b	4-door model/5-door model, wagon, Location	55 – B 4
C942	3-door model, LH B-pillar	
C942	convertible, LH B-pillar	
C943	Location	54 – B 4
C944	3-door model, RH B-pillar	
C944	convertible, RH B-pillar	
C945	1.6L Duratorq-TDCi (DV) Diesel, Location	21 – B 4
C945	2.0L Duratorq-TDCi (DW) Diesel, Location	22 – B 5
C946	1.6L Duratorq-TDCi (DV) Diesel, Location	19 – A 4
C947	wagon, Location	46 – A 2
C949	1.6L Duratorq-TDCi (DV) Diesel, engine	
C950	3-door model/5-door model, Location	56 – C 5
C950	4-door model, Location	57 – B 5
C950	wagon, Location	58 – B 5
C950	convertible, rear window	
C951	3-door model/5-door model, Location	56 – C 5
C951	4-door model, Location	57 – B 5
C951	wagon, Location	58 – B 5
C951	rear window	
C952	1.4/1.6L Duratec-16V (Sigma), manual transmission, Location	12 – A 3
C952	1.6L Duratec-16V Ti-VCT (Sigma), Location	14 – A 2
C952	1.8/2.0L Duratec-HE (MI4), Location	18 – E 1
C952	1.6L Duratec-16V (Sigma), automatic transmission, Location	20 – A 2
C952	2.5L Duratec (VI5), A/C Compressor	
C953	1.6L Duratorq-TDCi (DV) Diesel, Location	19 – A 5
C953	2.0L Duratorq-TDCi (DW) Diesel, Location	22 – A 5
C954	1.4/1.6L Duratec-16V (Sigma), Location	12 – B 1
C954	1.6L Duratec-16V Ti-VCT (Sigma), Location	14 – B 1
C954	1.8/2.0L Duratec-HE (MI4), manual transmission, Location	16 – C 1
C954	1.8/2.0L Duratec-HE (MI4), automatic transmission, Location	17 – C 1
C954	1.6L Duratorq-TDCi (DV) Diesel, Location	19 – C 1
C954	1.6L Duratec-16V (Sigma), automatic transmission, Location	20 – B 1
C954	2.0L Duratorq-TDCi (DW) Diesel, Location	22 – C 1
C954	1.8L Duratorq-TDCi (Kent) Diesel, Location	63 – E 4
C954	2.5L Duratec (VI5), engine	
C956	1.8/2.0L Duratec-HE (MI4), Location	18 – C 5

Connectors**Section 700-06-00**

	Location	Page/coordinates
C957	1.6L Duratorq-TDCi (DV) Diesel, Location	19 – B 2
C957	2.0L Duratorq-TDCi (DW) Diesel, Location	22 – B 2
C957	1.8L Duratorq-TDCi (Kent) Diesel, Location	64 – F 2
C958	2.0L Duratorq-TDCi (DW) Diesel, Location	22 – A 5
C958	1.6L Duratorq-TDCi (DV) Diesel, engine	
C959	1.4/1.6L Duratec-16V (Sigma), Location	13 – C 1
C959	1.6L Duratec-16V Ti-VCT (Sigma), Location	15 – C 1
C960	1.4/1.6L Duratec-16V (Sigma), Location	13 – C 1
C960	1.6L Duratec-16V Ti-VCT (Sigma), Location	15 – C 2
C963	engine compartment	
C964	cylinder head	
C965	Location	4 – E 3
C970	1.8L Duratorq-TDCi (Kent) Diesel, Location	64 – D 5
C971	3-door model/5-door model, Location	56 – E 4
C971	wagon, Location	58 – E 2
C974	Location	5 – D 2
C978	engine	
C983	2.0L Duratorq-TDCi (DW) Diesel, Location	22 – C 1
C983	1.6L Duratorq-TDCi (DV) Diesel, engine	
C984	2.0L Duratorq-TDCi (DW) Diesel, Location	23 – C 1
C985	under rear seats	
C986	wagon, Location	46 – B 5
C986	except wagon, behind luggage compartment lining, RH side	
C987	Location	48 – B 2
C995	engine	
C996	engine	
C1001	Location	62 – A 3
C1002	Location	62 – B 5
C1003	Location	62 – B 5
C1003	in Battery Junction Box (BJB)	
C1004	in Battery Junction Box (BJB)	
C1005	Location	62 – C 5
C1006	in Battery Junction Box (BJB)	
C1007	Location	62 – B 1
C1007	in Battery Junction Box (BJB)	
C1008	Location	62 – C 5
C1009	Location	62 – D 1
C1010	Location	62 – E 2
C1011	Location	62 – D 5
C1012	Location	62 – F 3
C1013	Location	62 – E 5
C1014	Location	62 – F 5
C1014	in Battery Junction Box (BJB)	
C1015	Location	60 – D 5
C1019	Location	60 – C 5
C1031	behind luggage compartment lining, RH side	

Connectors**Section 700-06-00****Page/coordinates****Location**

C1032	behind luggage compartment lining, RH side
C1033	behind luggage compartment lining, RH side
C1034	liftgate
C1035	dash panel, centre
C1036	in luggage compartment, RH side
C1037	in luggage compartment, RH side
C1038	in luggage compartment, RH side
C1039	behind dash panel
C1040	behind dash panel
C1131	engine compartment, LH side
C1430	under centre console
C1575	in luggage compartment
C1640	engine compartment, LH side
C1643	engine compartment, LH side
C1644	engine compartment, LH side
C1645	engine compartment, LH side
C1717	behind dash panel
C1863	in footwell
C2002	in luggage compartment, rear, LH side
C2003	vehicle rear end, bottom
C2004	vehicle rear end, LH side
C2005	vehicle rear end, LH side
C2006	vehicle rear end, RH side
C2007	vehicle rear end, RH side
C2008	vehicle rear end, LH side
C2009	vehicle rear end, RH side
C2010	vehicle rear end, LH side
C2011	vehicle rear end, LH side
C2012	vehicle rear end, LH side
C2013	vehicle rear end, RH side
C2014	vehicle rear end, centre
C2015	vehicle rear end, LH side
C2016	vehicle rear end
C2017	vehicle rear end
C2023	vehicle rear end
C2024	vehicle rear end, RH side
C2027	vehicle rear end
C2034	in luggage compartment, LH side
C2035	in luggage compartment, LH side
C2036	in luggage compartment, RH side
C2037	in luggage compartment, RH side
C2038	under driver's seat
C2039	driver's seat
C2040	under passenger's seat
C2041	passenger's seat
C2309	2.5L Duratec (VI5), in exhaust system

Connectors**Section 700-06-00****Page/coordinates**

	Location
C2310	2.5L Duratec (VI5), in exhaust system
C2320	in luggage compartment lid, LH side
C2321	in luggage compartment lid, RH side
C2322	in luggage compartment
C2323	in luggage compartment, LH side
C2324	in luggage compartment, LH side
C2325	in luggage compartment
C2430	roof
C2434	in back rest of rear seats
C2578	in luggage compartment
C2579	in luggage compartment
C3058a	in luggage compartment, LH side
C3058b	in luggage compartment, LH side
C3058	in luggage compartment, LH side
C3062	in luggage compartment
C3928	vehicle rear end, LH side
C3929	vehicle rear end, RH side
C3931a	vehicle rear end, LH side
C3931b	vehicle rear end, LH side
C3931	vehicle rear end, LH side
C3932a	vehicle rear end, RH side
C3932b	vehicle rear end, RH side
C3932	vehicle rear end, RH side
C3935a	vehicle rear end, LH side
C3935b	vehicle rear end, LH side
C3935	vehicle rear end, LH side
C3936a	vehicle rear end, RH side
C3936b	vehicle rear end, RH side
C3936	vehicle rear end, RH side

Ground points

Section 700-06-00

	Location	Page/coordinates
G1	1.4/1.6L Duratec-16V (Sigma), Location	12 – F 4
G1	1.6L Duratec-16V Ti-VCT (Sigma), Location	14 – F 4
G1	1.8/2.0L Duratec-HE (MI4), manual transmission, Location	16 – F 4
G1	1.8/2.0L Duratec-HE (MI4), automatic transmission, Location	17 – F 5
G1	1.6L Duratorq-TDCi (DV) Diesel, Location	19 – F 5
G1	1.6L Duratec-16V (Sigma), automatic transmission, Location	20 – F 5
G1	2.0L Duratorq-TDCi (DW) Diesel, Location	22 – F 4
G1	1.8L Duratorq-TDCi (Kent) Diesel, Location	63 – F 4
G1	2.5L Duratec (VI5), engine compartment, LH side	
G6	A-pillar, Driver side	
G7	LHD, Location	34 – A 2
G7	RHD, Location	35 – E 1
G8	1.4/1.6L Duratec-16V (Sigma), Location	12 – C 5
G8	1.4/1.6L Duratec-16V (Sigma), manual transmission, Location	12 – C 5
G8	1.6L Duratec-16V Ti-VCT (Sigma), Location	14 – C 2
G8	1.8/2.0L Duratec-HE (MI4), manual transmission, Location	16 – E 1
G8	1.8/2.0L Duratec-HE (MI4), automatic transmission, Location	17 – D 1
G8	1.6L Duratorq-TDCi (DV) Diesel, Location	19 – D 1
G8	1.4/1.6L Duratec-16V (Sigma), manual transmission, Location	20 – C 5
G8	2.0L Duratorq-TDCi (DW) Diesel, Location	22 – D 1
G8	1.8L Duratorq-TDCi (Kent) Diesel, Location	63 – C 1
G8	2.5L Duratec (VI5), engine compartment	
G12	Location	27 – E 3
G19	LHD, Location	33 – E 3
G19	RHD, Location	36 – B 1
G20	LHD, Location	33 – E 3
G20	RHD, Location	36 – B 1
G31	Location	5 – B 2
G37	Location	5 – C 5
G39	behind dash panel, passenger side	
G45	Location	26 – D 4
G53	Location	26 – B 4
G55	RHD, Location	7 – C 5
G55	LHD, Location	9 – C 5
G56	RHD, Location	6 – A 1
G56	LHD, Location	8 – A 1
G57	engine compartment, front, LH side	
G58	behind dash panel, centre	
G63	behind dash panel, centre	
G68	1.4/1.6L Duratec-16V (Sigma), manual transmission, Location	12 – F 3
G68	1.6L Duratec-16V Ti-VCT (Sigma), Location	14 – F 3
G68	1.8/2.0L Duratec-HE (MI4), manual transmission, Location	16 – F 3
G68	1.8/2.0L Duratec-HE (MI4), automatic transmission, Location	17 – F 4
G68	1.4/1.6L Duratec-16V (Sigma), automatic transmission, Location	20 – F 3
G70	Luggage compartment	
G72	LHD, 4-door model, 3-door model/5-door model, Location	37 – E 3

Ground points

Section 700-06-00

	Location	Page/coordinates
G72	LHD, 2.5L Duratec (VI5), 4-door model, 3-door model/5-door model, Location . .	37 – E 3
G72	RHD, 4-door model, 3-door model/5-door model, Location	38 – D 3
G72	RHD, 2.5L Duratec (VI5), 4-door model, 3-door model/5-door model, Location . .	38 – D 3
G72	LHD, wagon, Location	39 – C 2
G72	LHD, 2.5L Duratec (VI5), wagon, Location	39 – C 2
G72	RHD, wagon, Location	40 – C 2
G72	RHD, 2.5L Duratec (VI5), wagon, Location	40 – C 2
G72	above rear view mirror, convertible	
G74	1.4/1.6L Duratec-16V (Sigma), Location	13 – F 3
G74	1.6L Duratec-16V Ti-VCT (Sigma), Location	15 – F 2
G74	1.8/2.0L Duratec-HE (MI4), Location	18 – F 3
G74	1.6L Duratorq-TDCi (DV) Diesel, Location	21 – F 2
G74	2.0L Duratorq-TDCi (DW) Diesel, Location	23 – F 3
G74	1.8L Duratorq-TDCi (Kent) Diesel, Location	64 – F 3
G74	2.5L Duratec (VI5), engine compartment	
G75	Location	27 – C 4
G77	3-door model/5-door model, Location	41 – B 4
G77	wagon, Location	45 – A 4
G77	4-door model, in luggage compartment, LH side	
G77	convertible, in luggage compartment, LH side	
G77	in luggage compartment, LH side	
G78	1.4/1.6L Duratec-16V (Sigma), Location	13 – E 1
G78	1.6L Duratec-16V Ti-VCT (Sigma), Location	15 – D 1
G78	1.8/2.0L Duratec-HE (MI4), Location	18 – D 5
G78	1.6L Duratorq-TDCi (DV) Diesel, Location	21 – D 1
G78	2.0L Duratorq-TDCi (DW) Diesel, Location	23 – F 4
G78	1.8L Duratorq-TDCi (Kent) Diesel, Location	64 – E 4
G78	2.5L Duratec (VI5), engine compartment	
G100	2.5L Duratec (VI5), engine	
G100	2.5L Duratec-ST (VI5), engine	
G100	2.5L Duratec-RS (VI5), engine	
G101	2.5L Duratec (VI5), engine	

Splices**Location**

S2	in luggage compartment, LH side
S5	behind dash panel
S6	A-pillar, passenger side
S7	A-pillar, passenger side
S12	A-pillar, driver side
S14	in luggage compartment
S15	LH A-pillar
S24	behind dash panel
S25	behind dash panel
S41	engine
S42	engine
S48	behind dash panel
S51	dash panel
S53	engine compartment, LH side
S54	engine
S55	engine
S56	behind dash panel
S57	centre console
S59	behind dash panel
S63	engine
S65	engine
S66	engine
S67	engine
S68	engine
S71	behind dash panel
S72	behind dash panel
S73	engine
S74	engine
S81	under centre console
S82	under centre console
S83	behind dash panel
S84	behind dash panel
S85	vehicle floor
S86	vehicle floor
S87	driver's door
S88	engine
S91	in luggage compartment, LH side
S92	in luggage compartment, LH side
S93	behind dash panel, centre
S94	behind dash panel, centre
S95	engine
S98	engine compartment
S99	engine
S101	near Battery Junction Box (BJB)
S103	engine compartment
S105	on steering column

Splices**Location**

S108	engine compartment
S109	engine compartment, RH side
S110	engine compartment, LH side
S111	engine bulkhead
S112	vehicle floor
S113	behind dash panel, centre
S114	behind dash panel, centre
S116	behind dash panel
S117	behind dash panel
S118	engine compartment, LH side
S119	engine compartment, LH side
S120	in Battery Junction Box (BJB)
S121	engine compartment, LH side
S122	under hood
S123	under hood
S124	engine compartment, LH side
S127	behind dash panel, centre
S128	behind dash panel, centre
S129	dash panel
S130	dash panel
S132	engine compartment, LH side
S135	behind dash panel
S136	A-pillar, passenger side
S140	behind dash panel, centre
S144	rear bumper
S145	rear bumper
S147	in luggage compartment, LH side
S150	near, Generator
S156	behind dash panel
S157	behind dash panel
S158	A-pillar, passenger side
S160	A-pillar, passenger side
S162	engine compartment, LH side
S163	A-pillar, passenger side
S164	engine compartment, LH side
S165	dash panel
S166	dash panel
S171	RH A-pillar
S172	vehicle floor
S173	under rear seats
S174	under rear seats
S175	under centre console
S177	under rear seats, LH side
S178	under rear seats, RH side
S179	behind dash panel
S180	behind dash panel

Splices**Location**

S181	behind luggage compartment lining, RH side
S182	under rear seats
S183	under rear seats
S184	under rear seats
S185	under rear seats
S187	vehicle underbody
S188	under driver's seat
S190	under rear seats
S192	in liftgate
S193	rear door
S194	in passenger's door
S195	in passenger's door
S196	in liftgate
S197	in driver's door
S198	in driver's door
S199	RH D-pillar
S200	in luggage compartment, LH side
S201	in liftgate, in luggage compartment lid
S202	in luggage compartment, LH side
S203	A-pillar, passenger side
S204	engine
S205	A-pillar, passenger side
S206	roof
S207	on fuel tank
S208	on fuel tank
S210	behind dash panel
S212	behind dash panel
S213	A-pillar, passenger side
S214	engine
S215	engine
S216	in luggage compartment, LH side
S217	under driver's seat
S219	engine compartment, LH side
S220	engine compartment, LH side
S222	engine compartment, LH side
S223	engine compartment, LH side
S224	engine compartment
S225	engine compartment
S227	in Battery Junction Box (BJB)
S228	in Battery Junction Box (BJB)
S232	dash panel
S240	dash panel, LH side
S241	dash panel, RH side
S350	LH A-pillar
S1004	behind luggage compartment lining, RH side, rear
S1005	behind luggage compartment lining, RH side, rear

700-05-00

Component Location Charts

700-05-00

-59

Splices**Location**

S1015	behind luggage compartment lining, RH side, rear
S1031	in luggage compartment, RH side
S1055	engine compartment
S1184	behind dash panel
S1191	under rear seats
S1192	under rear seats
S1224	behind dash panel
S2000	in luggage compartment, LH side
S2001	in luggage compartment, LH side
S2002	in luggage compartment, LH side
S2003	in luggage compartment, LH side
S2004	in luggage compartment, LH side
S2005	in luggage compartment, LH side
S2010	in luggage compartment lid
S2011	in luggage compartment lid
S2015	in luggage compartment, LH side
S2020	in luggage compartment, LH side
S3008	in luggage compartment, LH side
S3009	in luggage compartment, RH side
S3165	behind dash panel, RH side
S3207	in luggage compartment, LH side

Fuses

Section 700-06-00

	Location	Page/coordinates
F1	Location	62 – B 2
F2	in Central Junction Box (CJB)	
F3	in Central Junction Box (CJB)	
F4	in Central Junction Box (CJB)	
F5	in Central Junction Box (CJB)	
F6	in Central Junction Box (CJB)	
F6	in Battery Junction Box (BJB)	
F6	Fuse box on battery	
F7	Fuse box on battery	
F8	Fuse box on battery	
F8	Auxiliary battery	
F9	Auxiliary battery	
F9	Battery	
F10	Location	62 – B 2
F11	Location	62 – D 3
F11	Location	62 – E 3
F11	Location	62 – D 2
F12	Location	62 – F 4
F13	in Central Junction Box (CJB)	
F14	in Central Junction Box (CJB)	
F15	in Central Junction Box (CJB)	
F16	in Central Junction Box (CJB)	
F17	in Central Junction Box (CJB)	
F18	in Central Junction Box (CJB)	
F19	in Central Junction Box (CJB)	
F20	in Central Junction Box (CJB)	
F21	in Central Junction Box (CJB)	
F22	in Central Junction Box (CJB)	
F23	in Central Junction Box (CJB)	
F24	in Central Junction Box (CJB)	
F25	in Central Junction Box (CJB)	
F26	in Central Junction Box (CJB)	
F27	in Central Junction Box (CJB)	
F28	in Central Junction Box (CJB)	
F29	in Central Junction Box (CJB)	
F30	in Central Junction Box (CJB)	
F31	in Central Junction Box (CJB)	
F32	in Central Junction Box (CJB)	
F33	in Central Junction Box (CJB)	
F34	in Central Junction Box (CJB)	
F35	in Central Junction Box (CJB)	
F36	in Central Junction Box (CJB)	
F100	Location	62 – B 2
F101	Location	62 – C 3
F102	Location	62 – C 3
F103	Location	62 – C 3

Fuses

Section 700-06-00

	Location	Page/coordinates
F104	Location	62 – C 3
F105	Location	62 – C 3
F106	Location	62 – C 3
F107	Location	62 – C 3
F107	Location	62 – D 3
F108	Location	62 – D 3
F109	Location	62 – D 3
F110	Location	62 – E 3
F111	Location	62 – E 3
F112	Location	62 – E 3
F113	Location	62 – E 3
F114	Location	62 – E 3
F115	Location	62 – E 3
F115	Location	62 – F 3
F116	Location	62 – F 3
F117	Location	62 – F 3
F118	Location	62 – F 3
F119	Location	62 – F 4
F120	Location	62 – F 4
F121	Location	62 – F 4
F122	Location	62 – F 4
F123	Location	62 – F 4
F124	Location	62 – F 4
F125	Location	62 – F 4
F125	in Central Junction Box (CJB)	
F126	in Central Junction Box (CJB)	
F127	in Central Junction Box (CJB)	
F129	in Central Junction Box (CJB)	
F131	in Central Junction Box (CJB)	
F132	in Central Junction Box (CJB)	
F133	in Central Junction Box (CJB)	
F134	in Central Junction Box (CJB)	
F135	in Central Junction Box (CJB)	
F136	in Central Junction Box (CJB)	
F137	in Central Junction Box (CJB)	
F138	in Central Junction Box (CJB)	
F139	in Central Junction Box (CJB)	
F140	in Central Junction Box (CJB)	
F141	in Central Junction Box (CJB)	
F142	in Central Junction Box (CJB)	
F143	in Central Junction Box (CJB)	
F245	in Central Junction Box (CJB)	
F301	in Central Junction Box (CJB)	
F302	in Central Junction Box (CJB)	
F303	in Central Junction Box (CJB)	
F1000	Location	62 – B 2



700-05-00

Component Location Charts

700-05-00

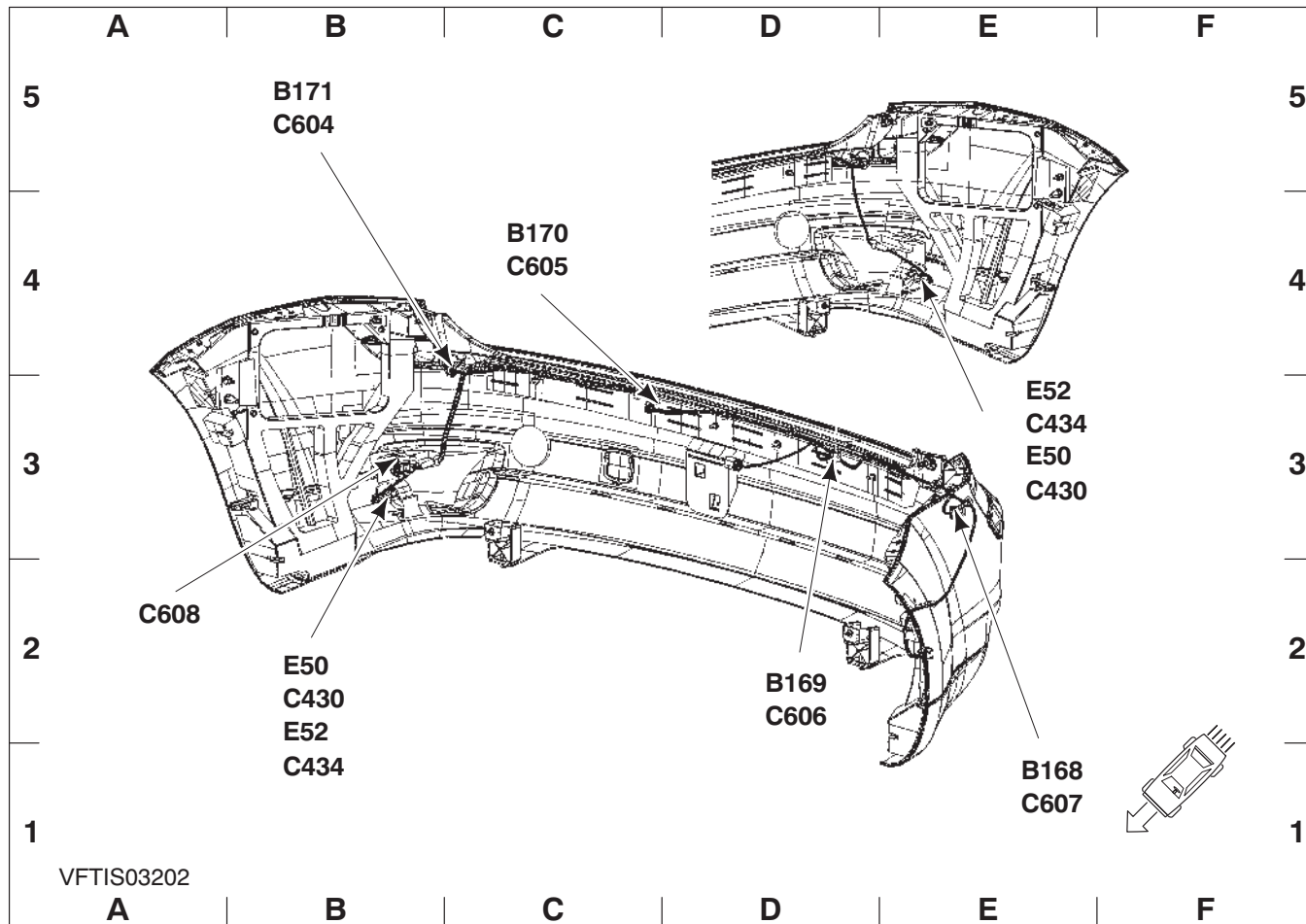
-62

Fuses

Section 700-06-00

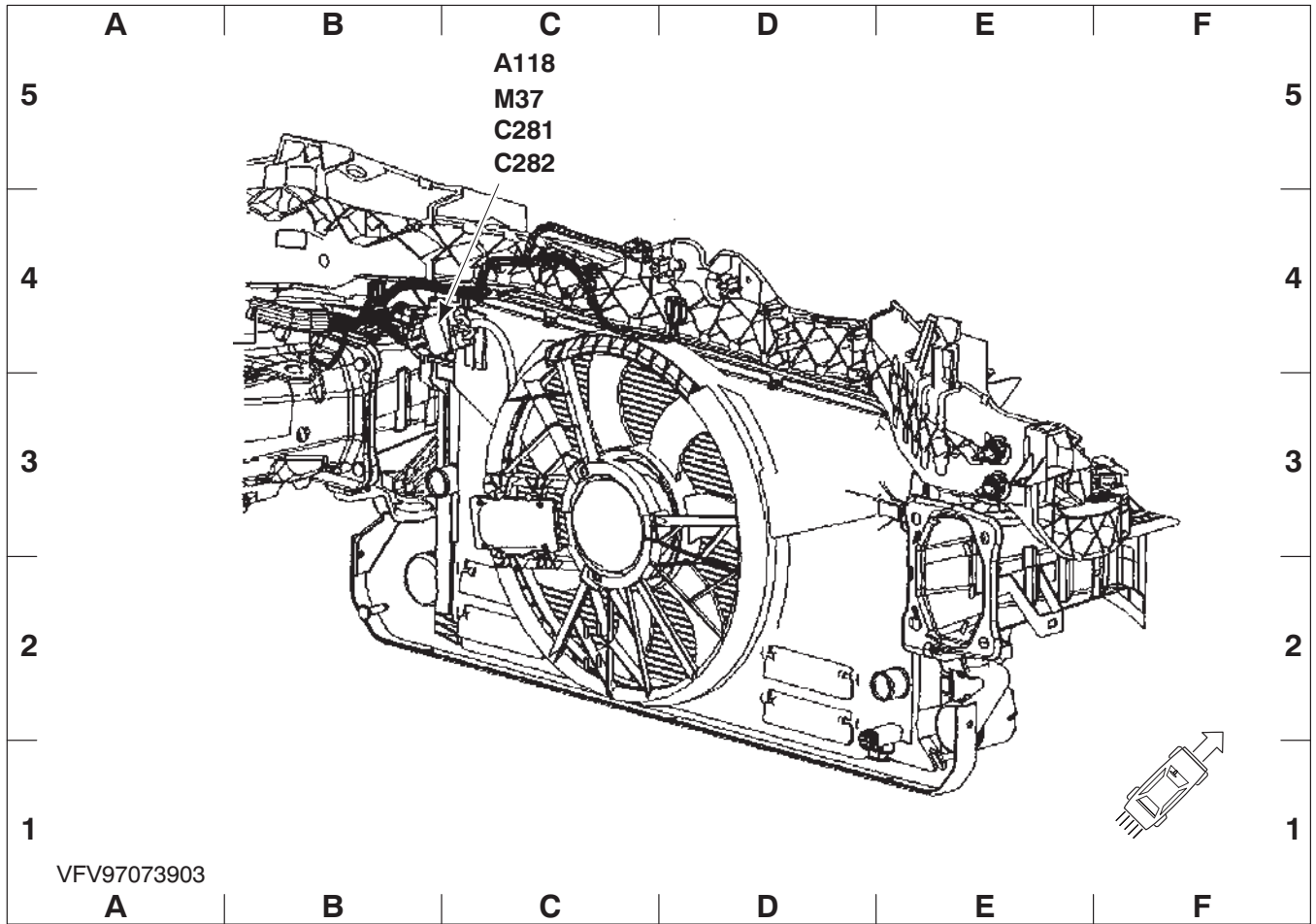
	Location	Page/coordinates
F1000	Location	62 – B 3
F1000	Location	62 – C 2
F1000	Location	62 – C 3





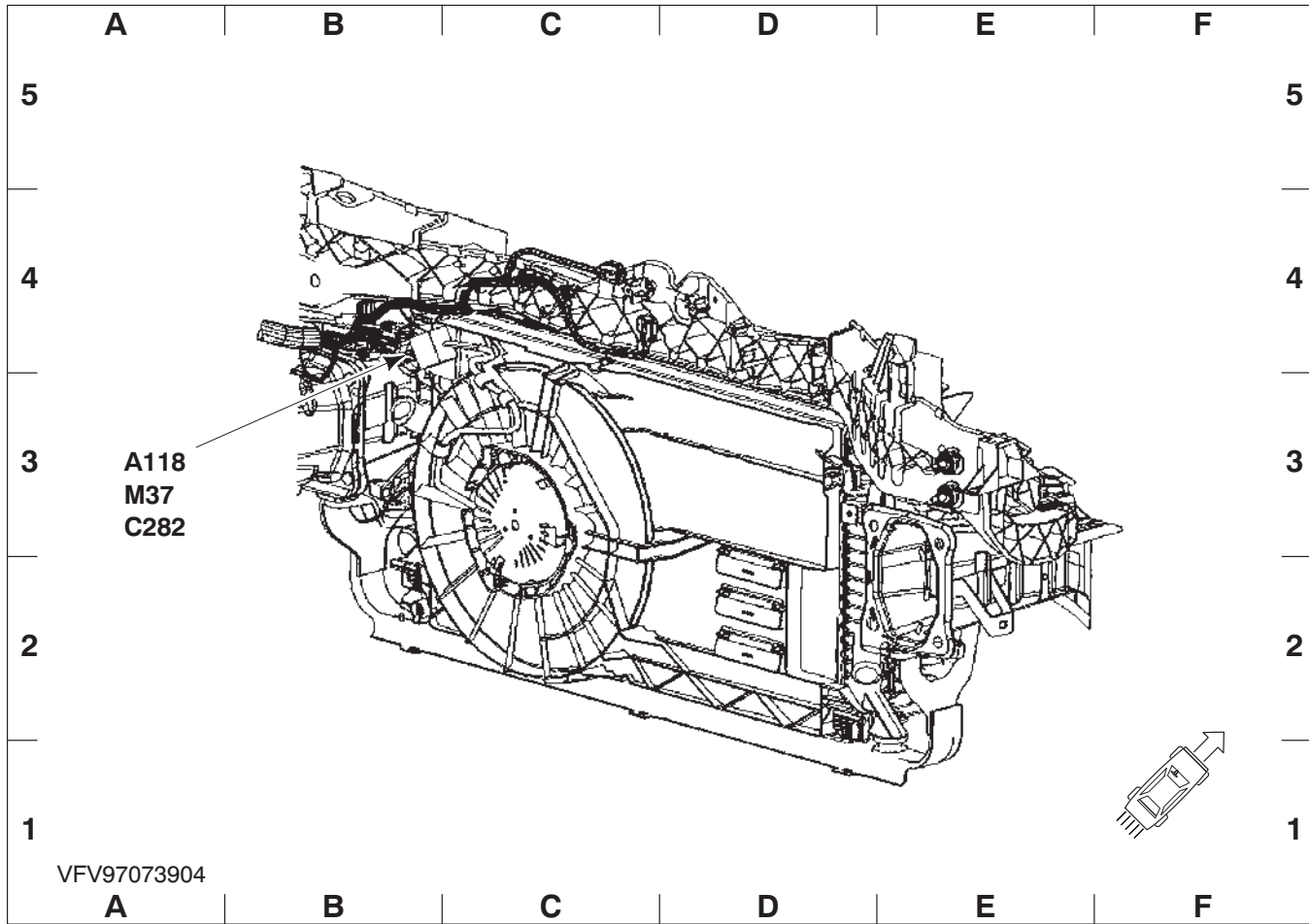
rear bumper

B168 .	Parking aid sensor, rear, outer left	E 1	C605	C 4
B169 .	Parking aid sensor, rear, inner left	D 2	C606	D 2
B170 .	Parking aid sensor, rear, inner right	C 4	C607	E 1
B171 .	Parking aid sensor, rear, outer right	B 5	C608	A 2
C430			B 2	E50 .. Reversing lamp	B 2
C430			E 3	E50 .. Reversing lamp	E 3
C434			B 1	E52 .. Rear fog lamp	B 2
C434			E 3	E52 .. Rear fog lamp	E 3
C604			B 5		



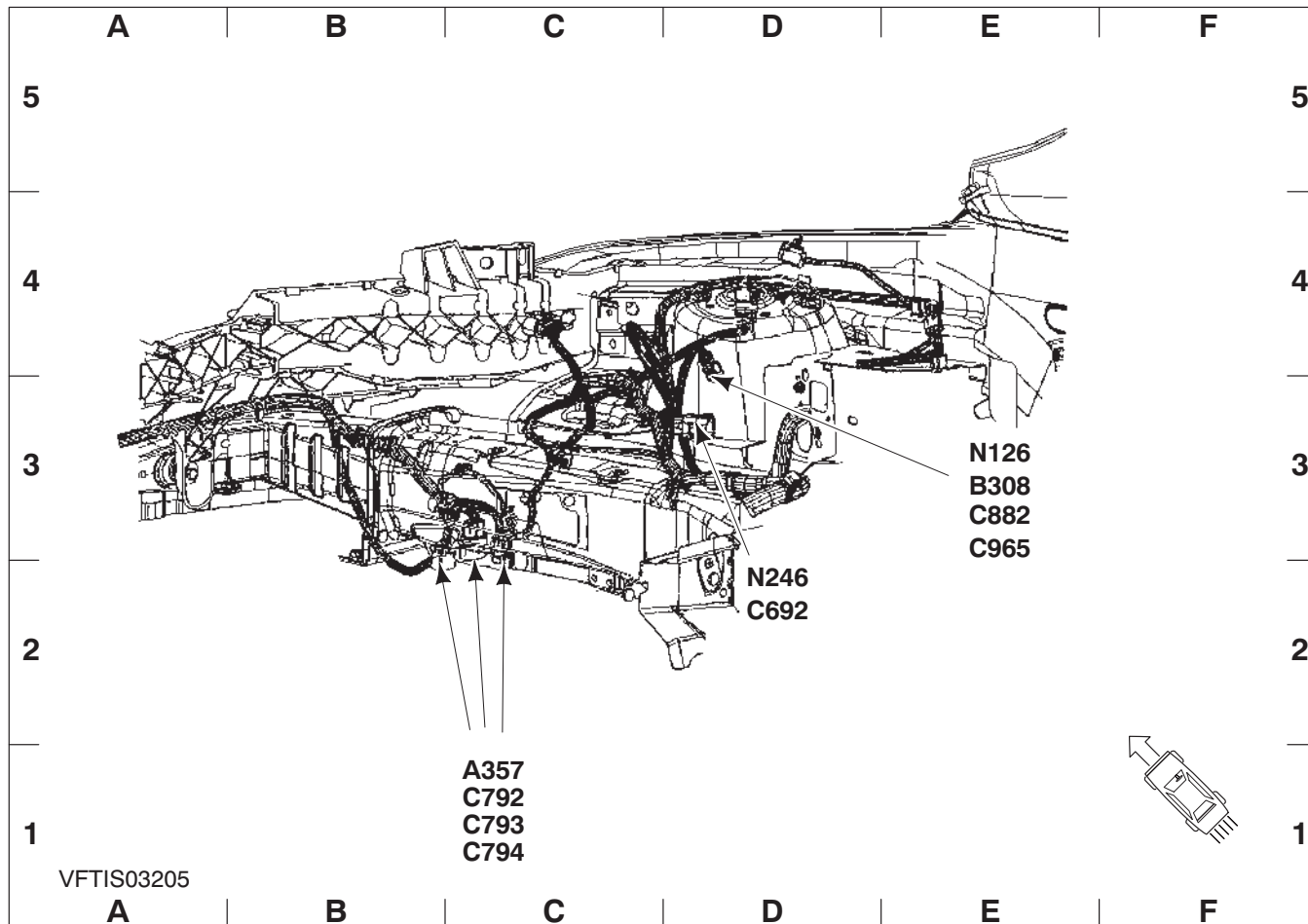
radiator, petrol engines

A118 . Cooling fan module	C 5	C282	C 5
C281	C 5	M37 . Cooling fan motor	C 5



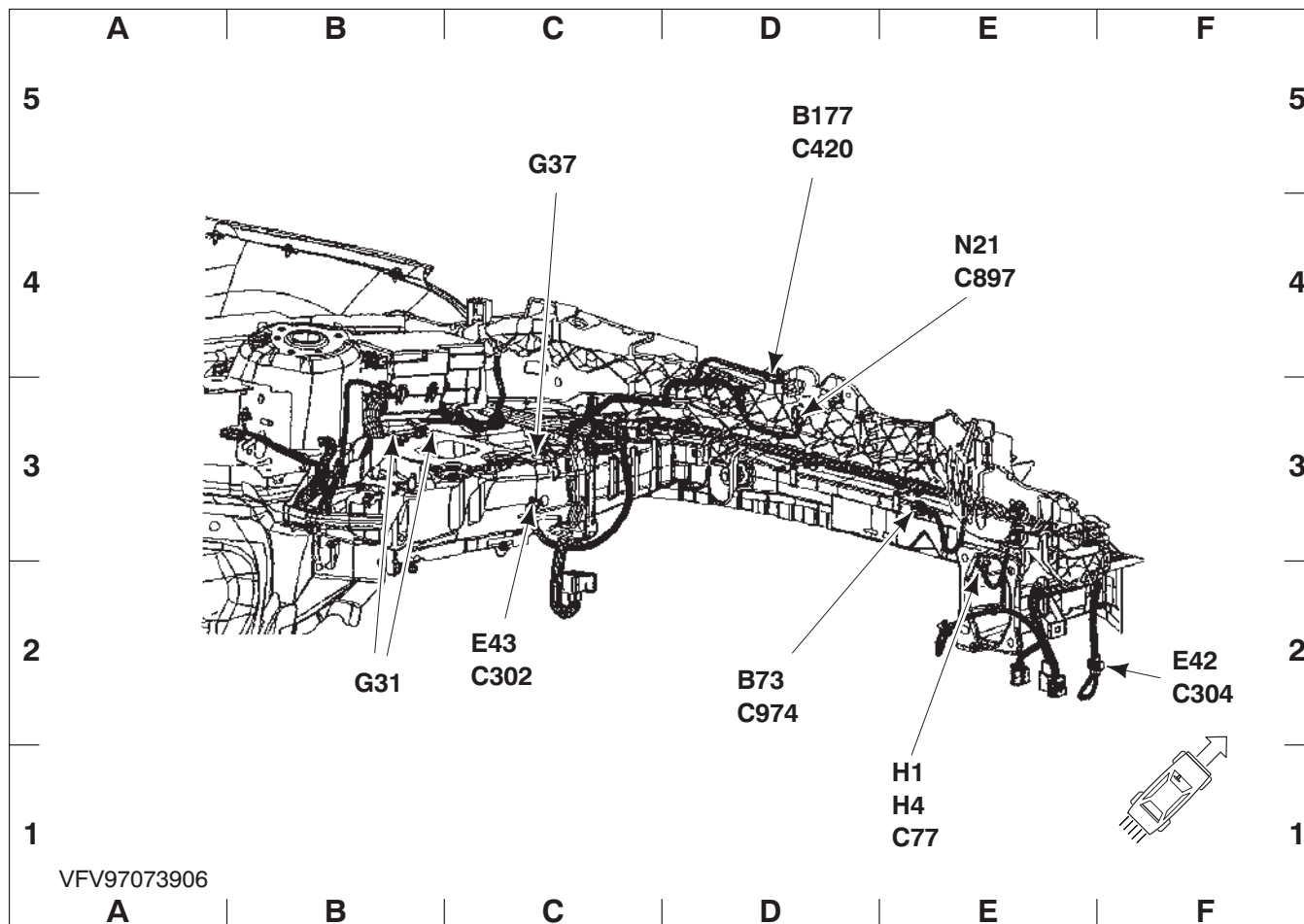
radiator, Diesel engines

- | | | | |
|---------------------------------|-----|-------------------------------|-----|
| A118 . Cooling fan module | A 3 | M37 . Cooling fan motor | A 3 |
| C282 | A 3 | | |



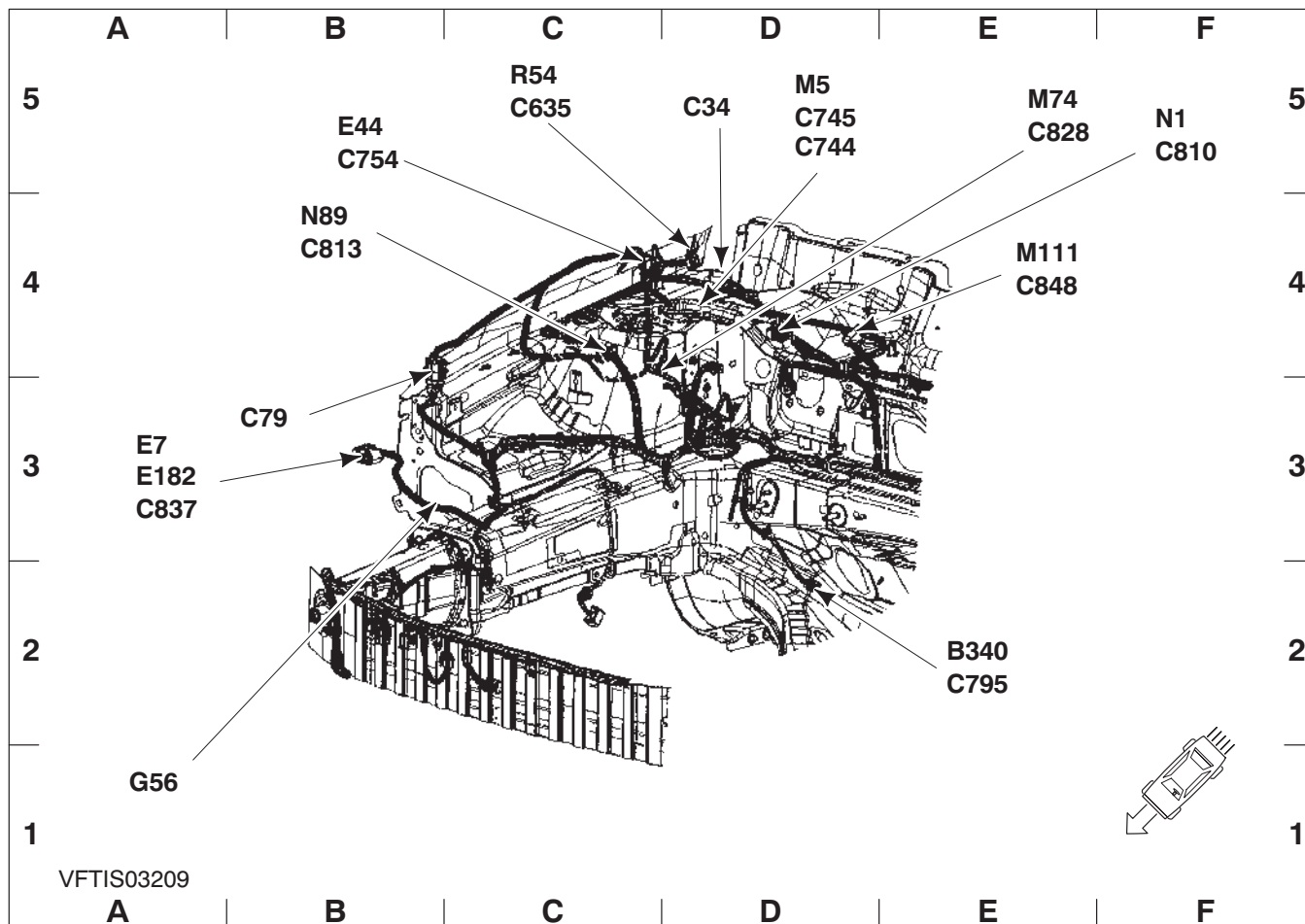
engine compartment, RH side, front

A357 . Electrical Hydraulic Power Assist Steering (EHPAS) module	C 1	C794	C 1
B308 . A/C pressure sensor	E 3	C882	E 3
C692	D 2	C965	E 3
C792	C 1	N126 . A/C high-pressure switch	E 3
C793	C 1	N246 . A/C low-pressure switch	D 2



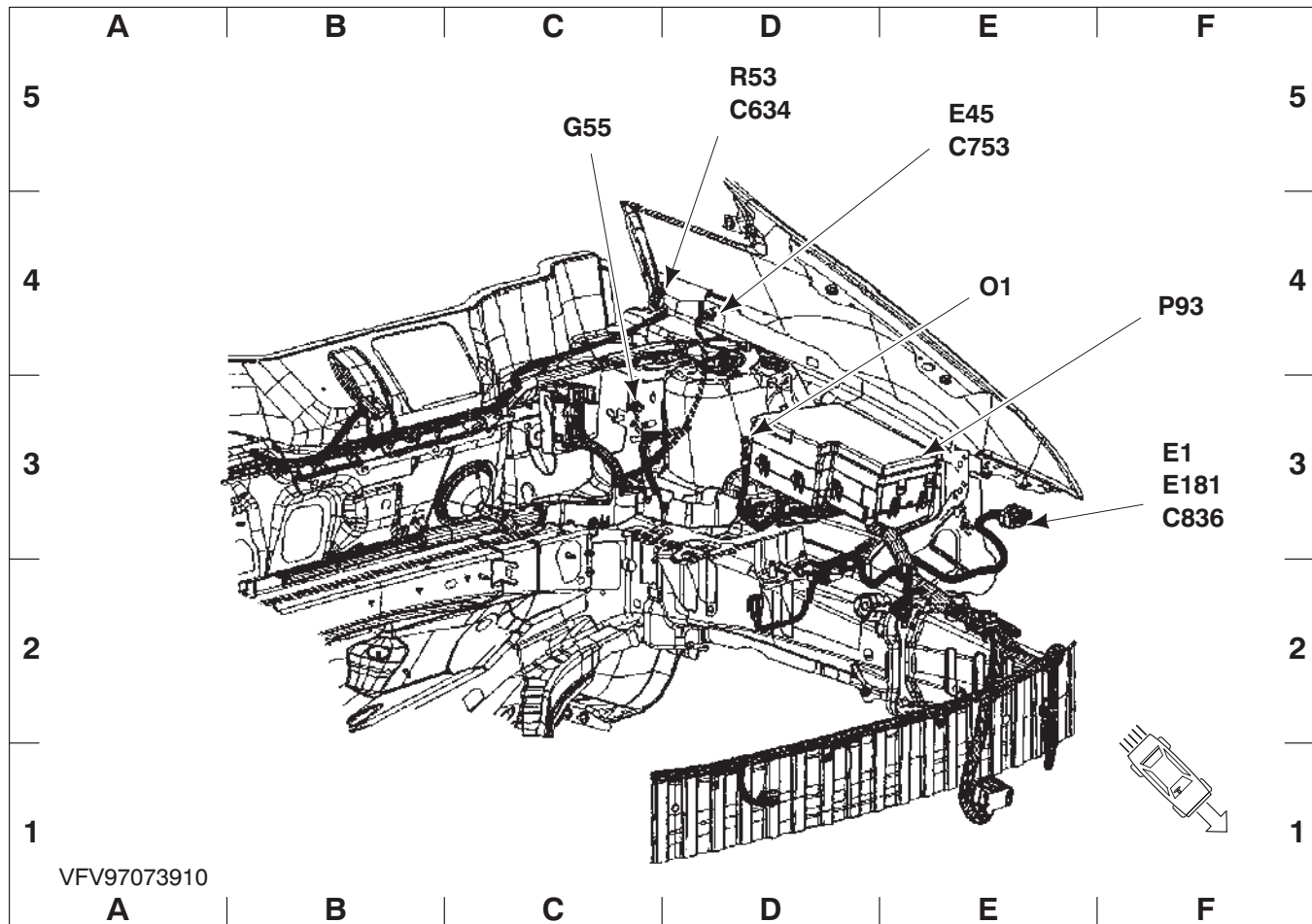
engine compartment, LH side, front

B73 .. Outside air temperature sensor	D 2	E42 .. Fog lamp, RH front	F 2
B177 .. Crash sensor	D 5	E43 .. Fog lamp, LH front	C 2
C77	E 1	G31	B 2
C302	C 2	G37	C 5
C304	F 2	H1 .. Horn	E 1
C420	D 5	H4 .. Second horn	E 1
C897	E 4	N21 .. Engine compartment switch	E 4
C974	D 2		



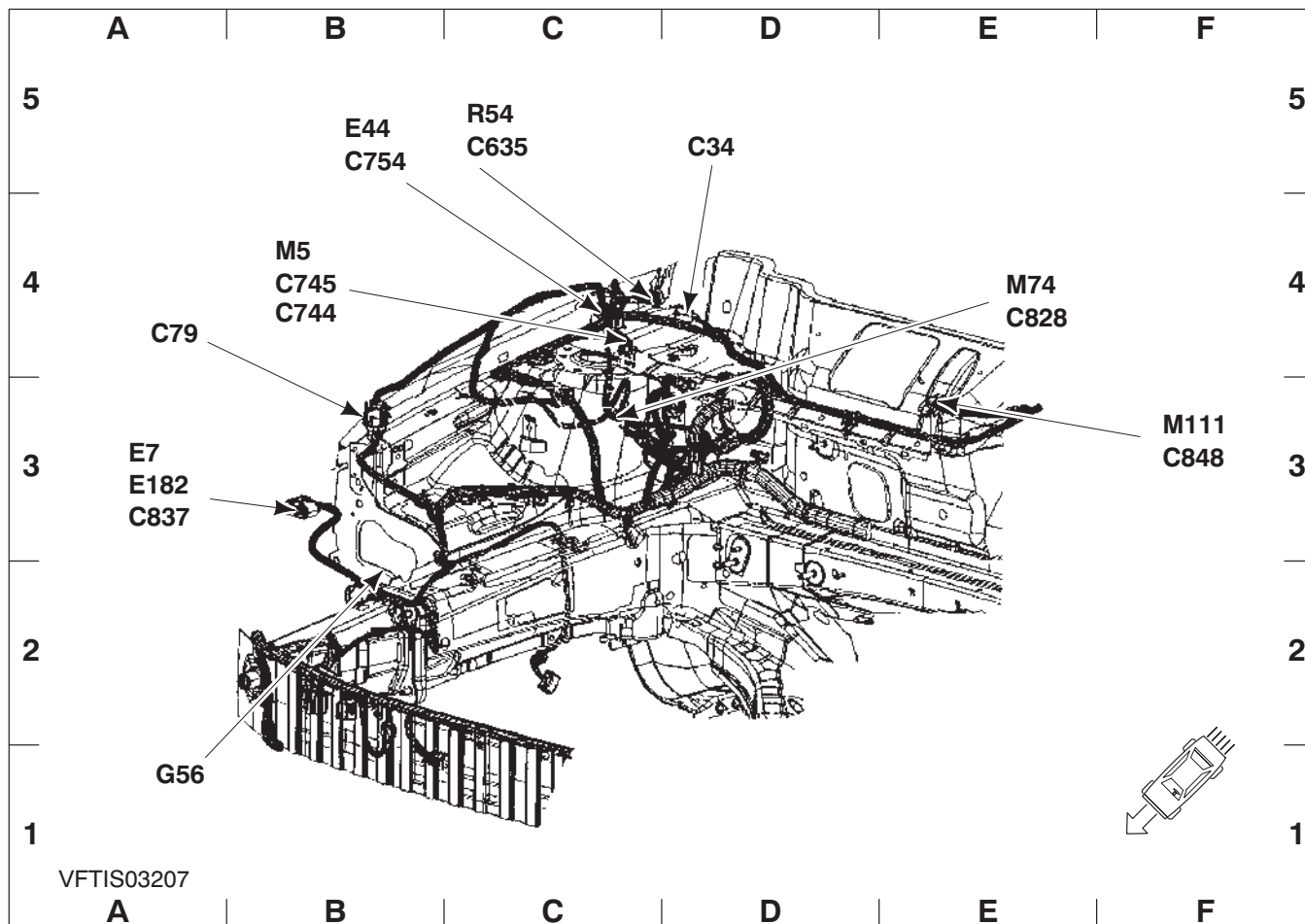
engine compartment, RH side, RHD

B340 . Steering angle sensor	E 2	C848	E 4
C34	D 5	E7 . . . Headlamp, RH side	A 3
C79	B 3	E44 . . Side turn signal lamp, RH side	B 5
C635	C 5	E182 . High intensity discharge headlamp, RH side	A 3
C744	D 5	G56	A 1
C745	D 5	M5 . . Headlamp washer pump	D 5
C754	B 5	M74 . Two-way washer pump motor	E 5
C795	E 2	M111 Windshield wiper motor	E 4
C810	F 5	N1 . . Brake fluid level switch	F 5
C813	B 4	N89 . Low cleaning water level switch	B 4
C828	E 5	R54 . Windshield heater, RH side	C 5
C837	A 3		



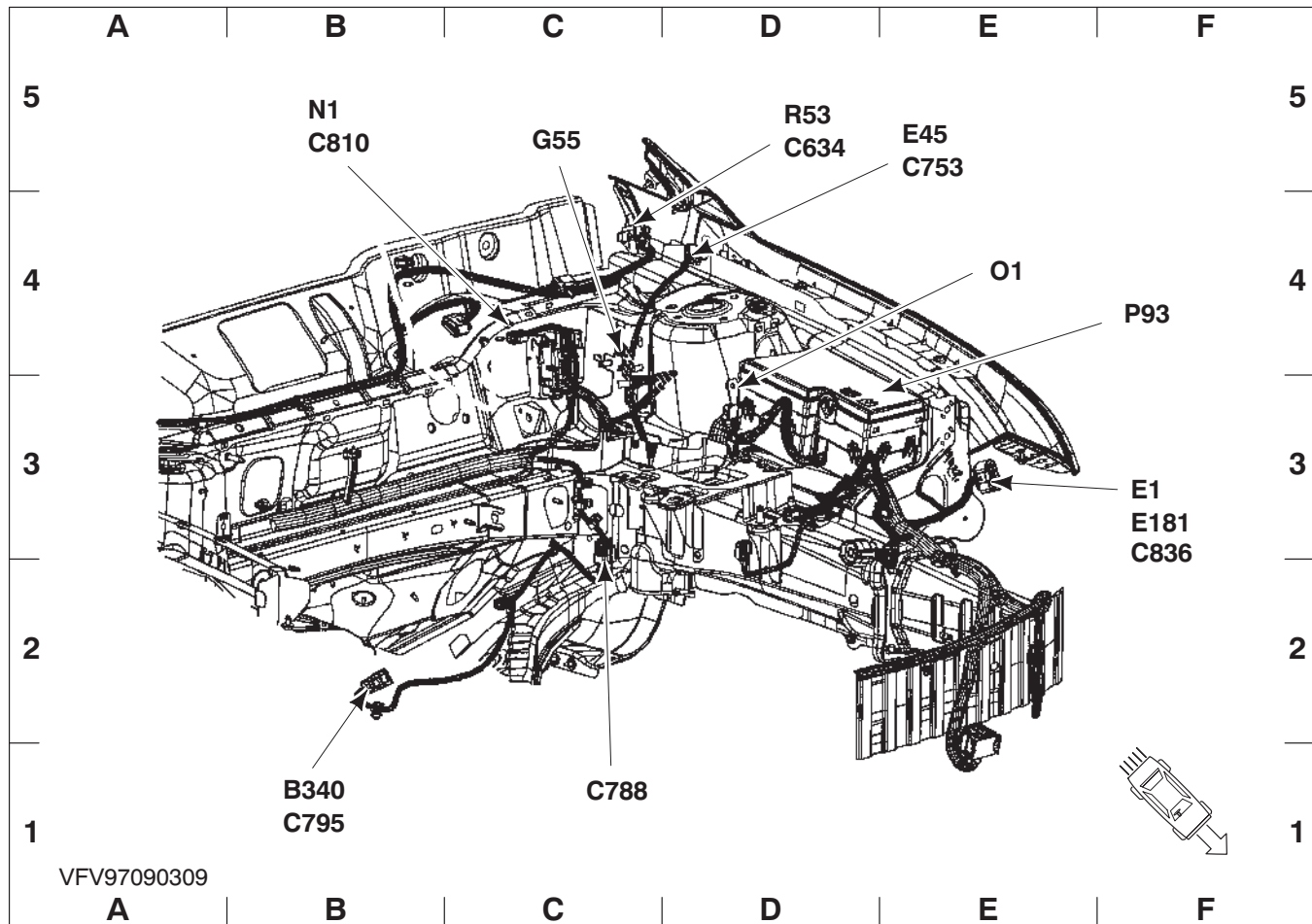
engine compartment, LH side, RHD

C634	D 5	G55	C 5
C753	E 5	O1 ... Battery	E 4
C836	F 3	P93 .. Battery Junction Box (BJB)	F 4
E1 ... Headlamp, LH side	F 3	R53 .. Windshield heater, LH side	D 5
E45 .. Side turn signal lamp, LH side	E 5		
E181 . High intensity discharge headlamp, LH side	F 3		



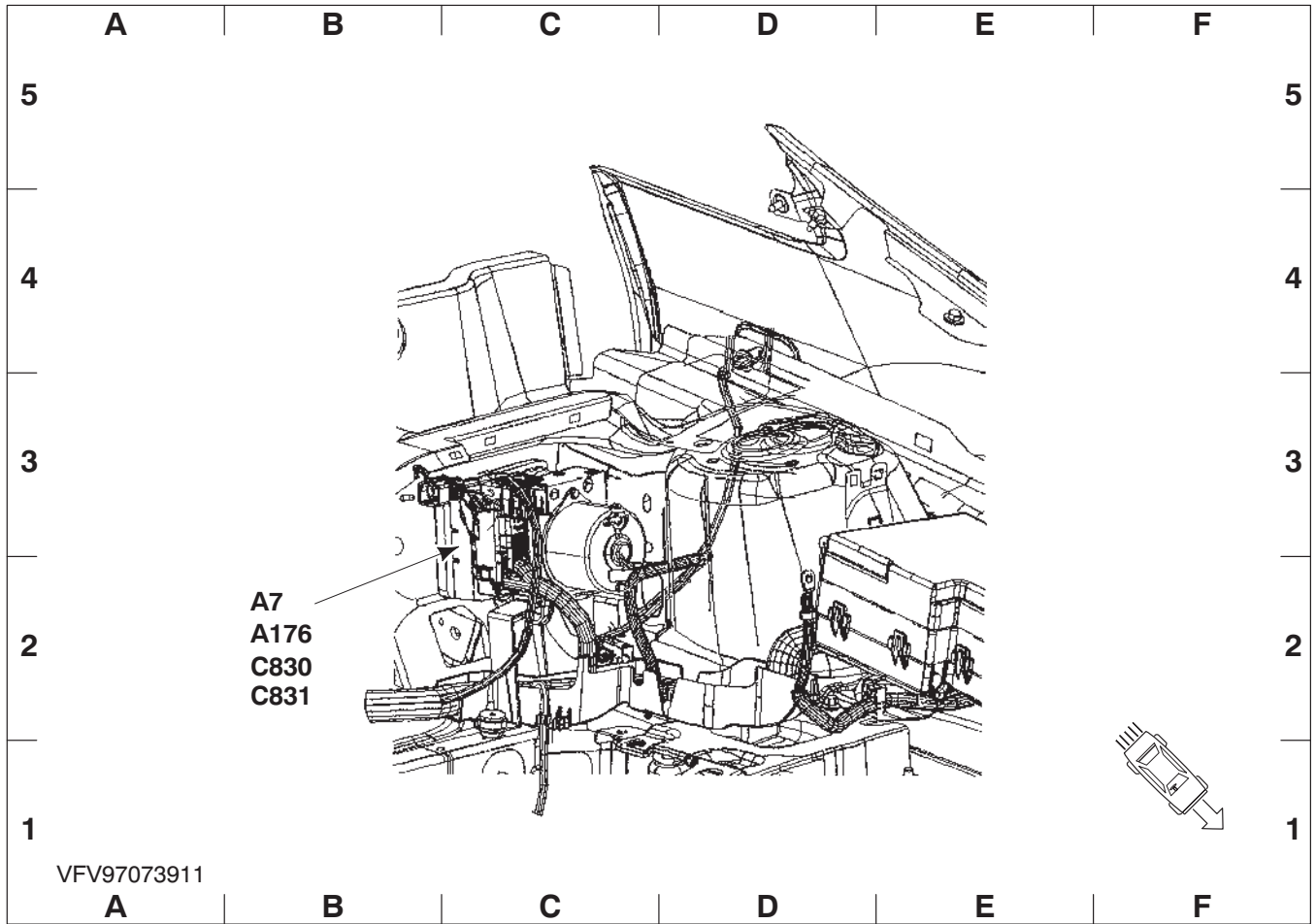
engine compartment, RH side, LHD

C34	D 5	E7 ...	Headlamp, RH side	A 3
C79	A 4	E44 ..	Side turn signal lamp, RH side	B 5
C635	C 5	E182 ..	High intensity discharge headlamp, RH side	A 3
C744	B 4	G56		A 1
C745	B 4	M5 ..	Headlamp washer pump	B 4
C754	B 5	M74 ..	Two-way washer pump motor	E 4
C828	E 4	M111	Windshield wiper motor	F 3
C837	A 3	R54 ..	Windshield heater, RH side	C 5
C848	F 3			



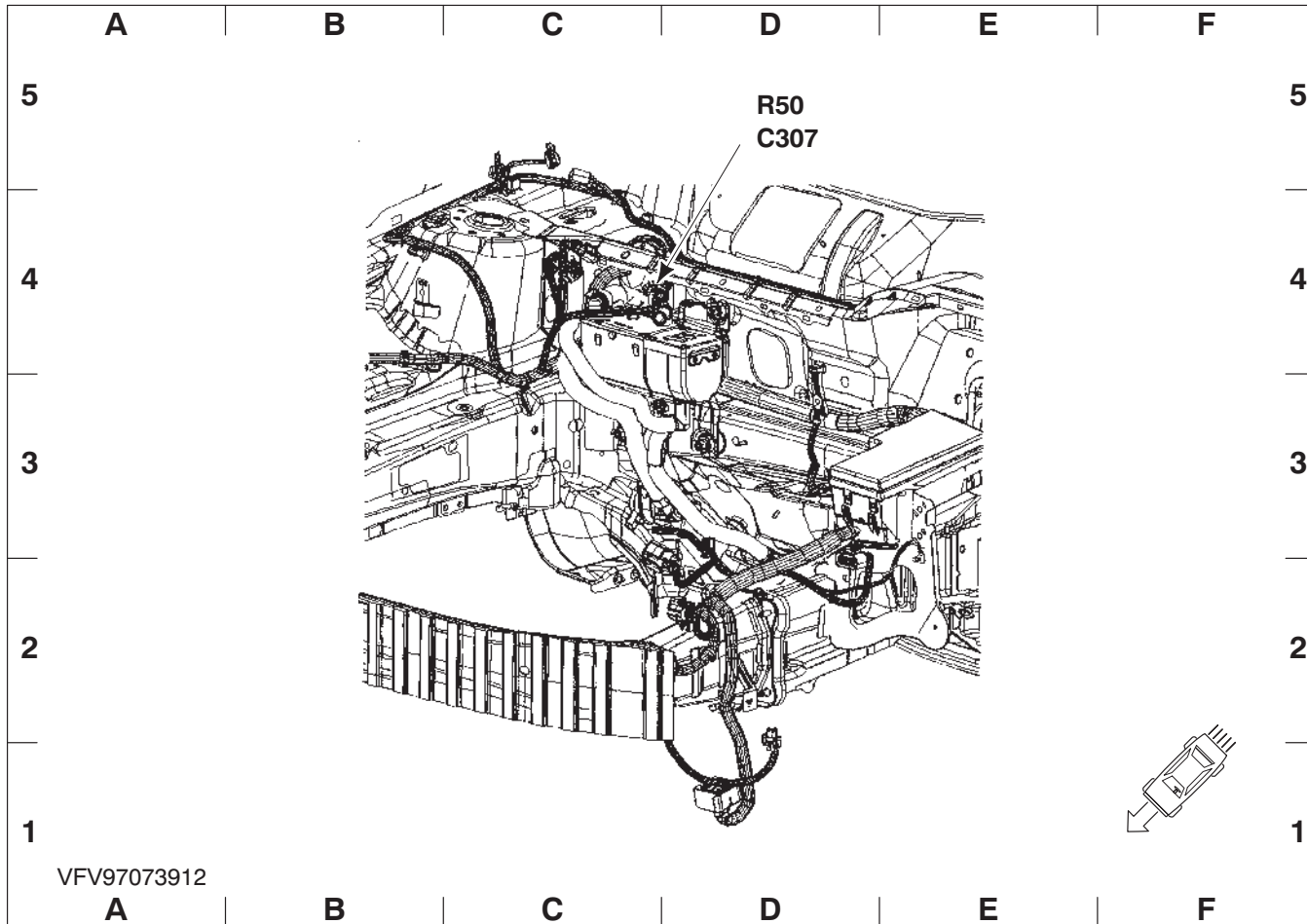
engine compartment, LH side, LHD

B340 . Steering angle sensor	B 1	E45 . . Side turn signal lamp, LH side	E 5
C634	D 5	E181 . High intensity discharge headlamp, LH side	F 3
C753	E 5	G55	C 5
C788	C 1	N1 . . . Brake fluid level switch	B 5
C795	B 1	O1 . . . Battery	E 4
C810	B 5	P93 . . Battery Junction Box (BJB)	F 4
C836	F 3	R53 . . Windshield heater, LH side	D 5
E1 . . . Headlamp, LH side	F 3		



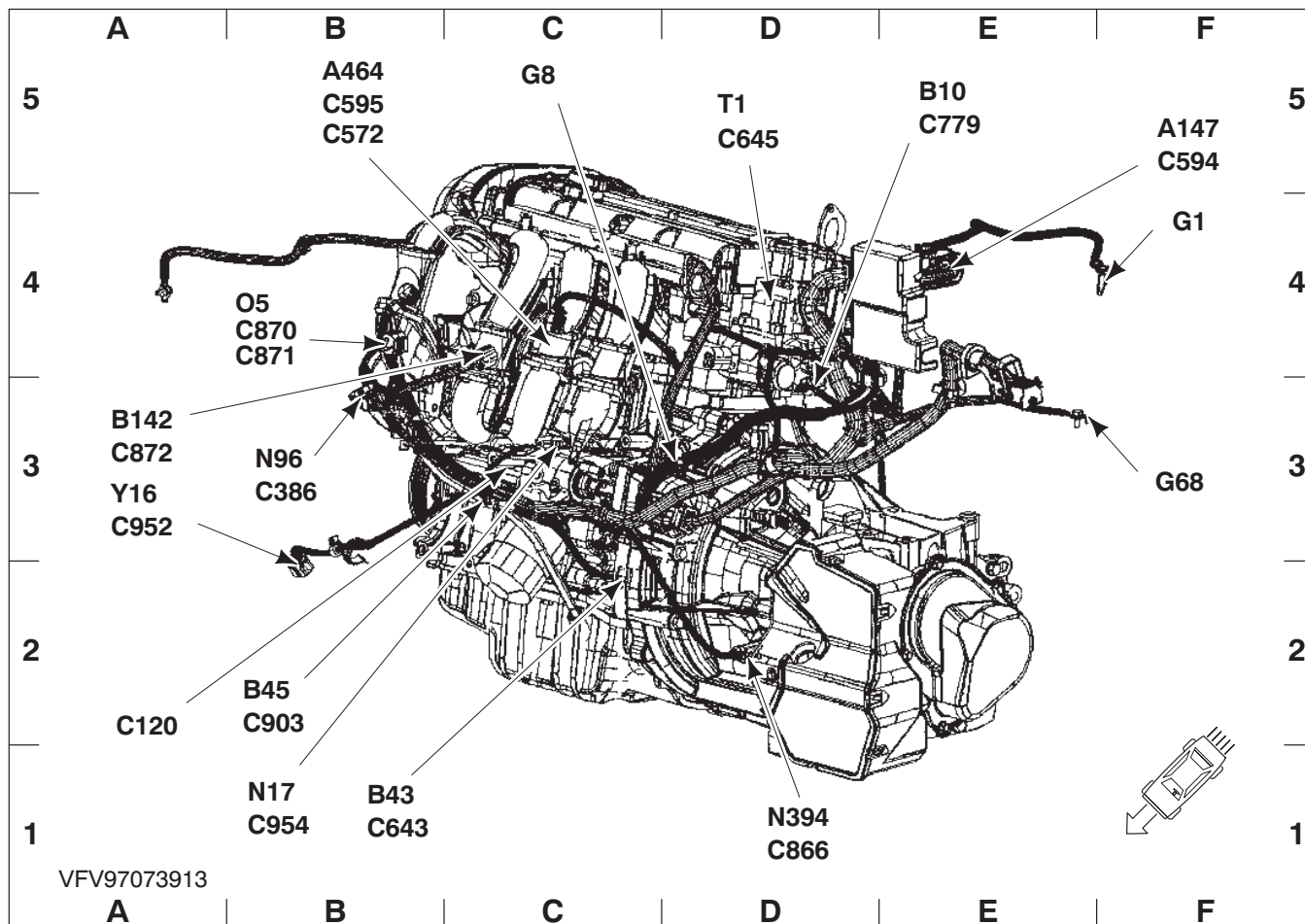
engine compartment, LH side, rear

A7 . . .	ABS module	B 2	C830	B 2
A176 .	Electronic Stability Program (ESP) module	B 2	C831	B 2



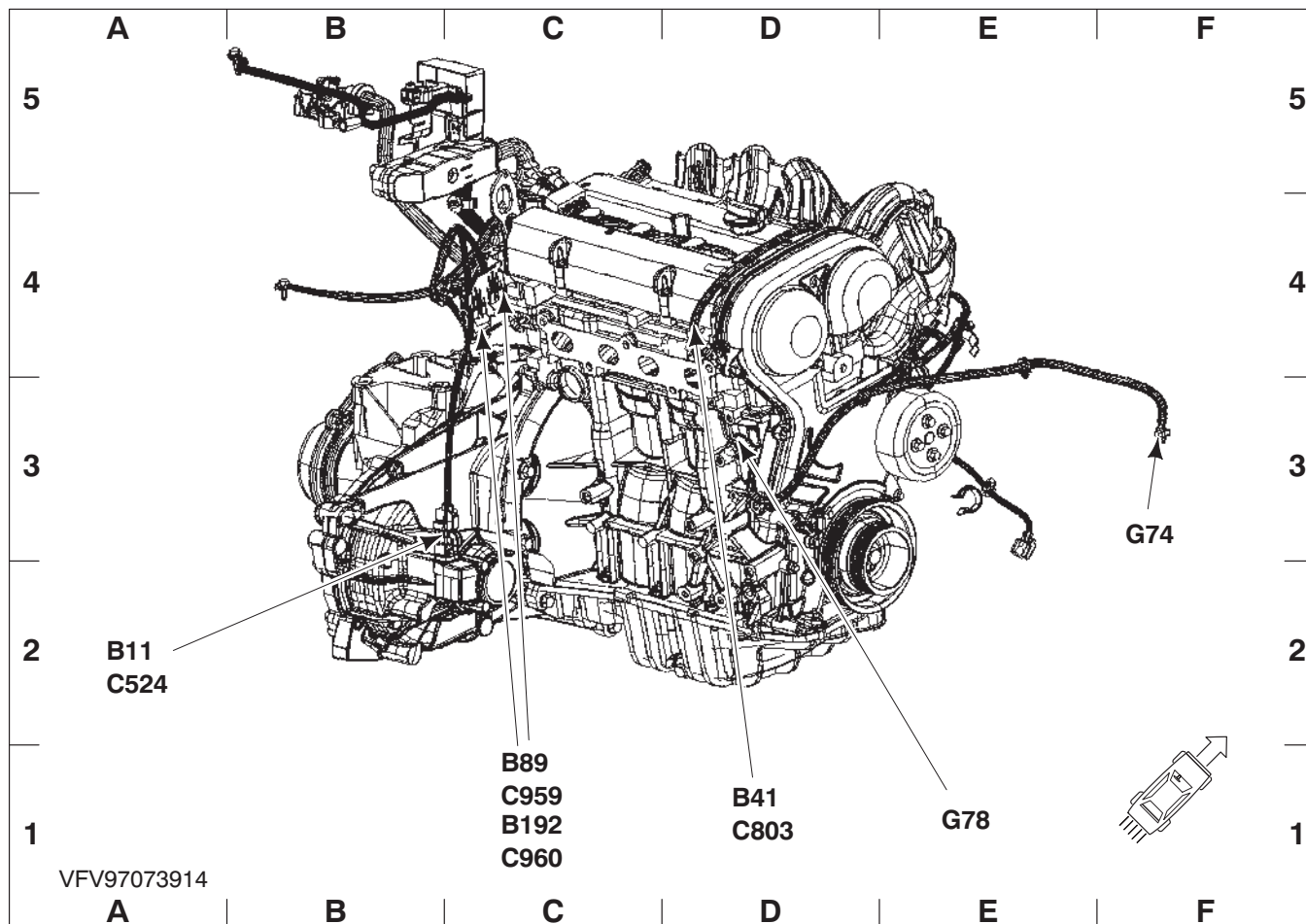
engine bulkhead

C307	D 5	R50 ..	Booster heater	D 5
------------	-----	--------	----------------------	-----



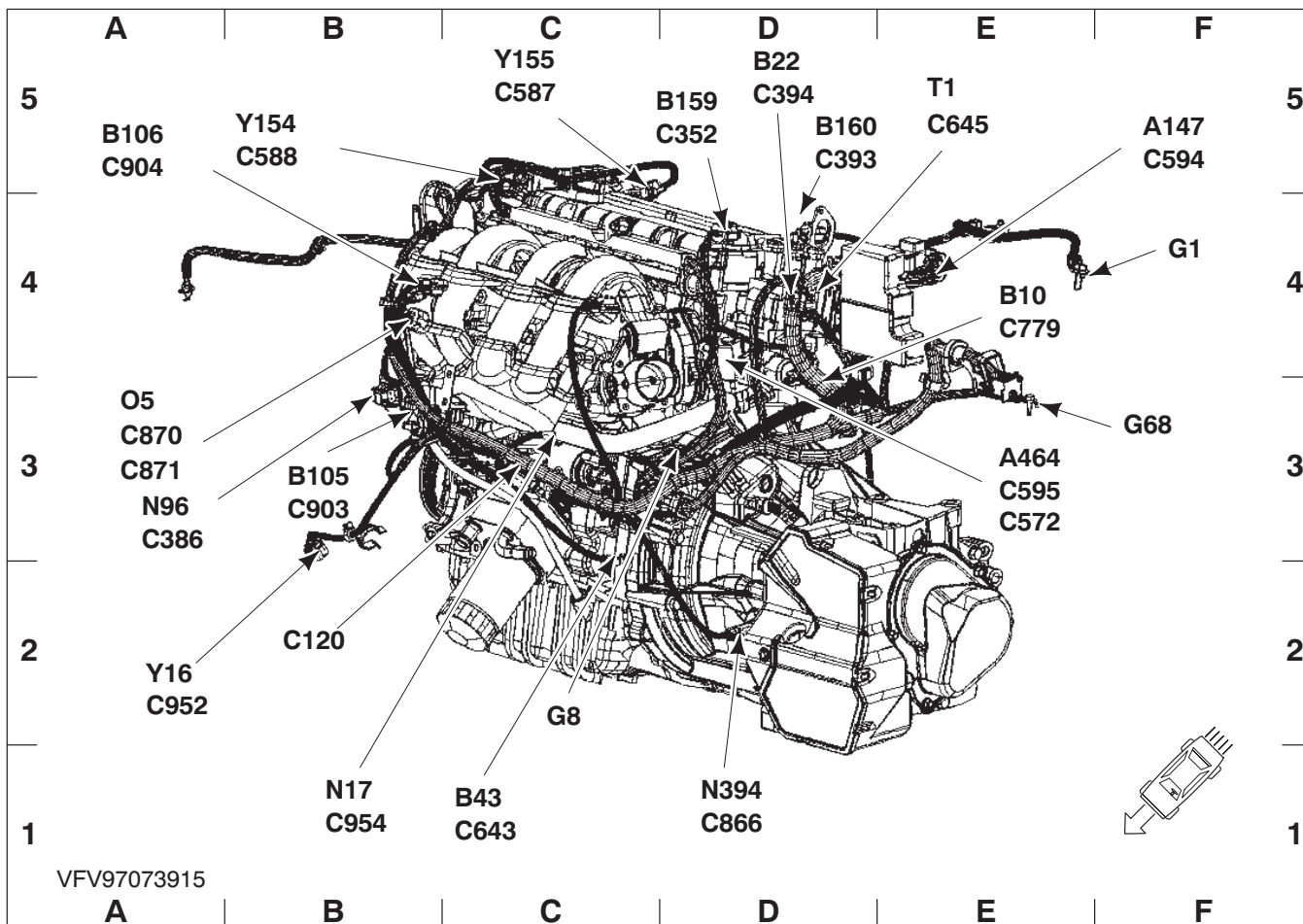
engine, front, 1.4/1.6L Duratec-16V (Sigma)

A147 . Powertrain control module (PCM)	F 5	C866	D 1
A464 . Electronic Throttle Control (ETC) module	B 5	C870	B 4
B10 . . Engine Coolant Temperature (ECT) sensor	E 5	C871	B 4
B43 . . Crankshaft position sensor	B 1	C872	A 3
B45 . . Knock sensor	B 2	C903	B 2
B142 . Temperature manifold absolute pressure sensor	A 3	C952	A 3
C120	A 2	C954	B 1
C386	B 3	G1	F 4
C572	B 5	G8	C 5
C594	F 5	G68	F 3
C595	B 5	N17 . . Oil pressure switch	B 1
C643	B 1	N96 . . Power steering pressure switch	B 3
C645	D 5	N394 . Reversing lamp switch	D 1
C779	E 5	O5 . . Generator	B 4
		T1 . . Ignition coil	D 5
		Y16 . . A/C Compressor clutch	A 3



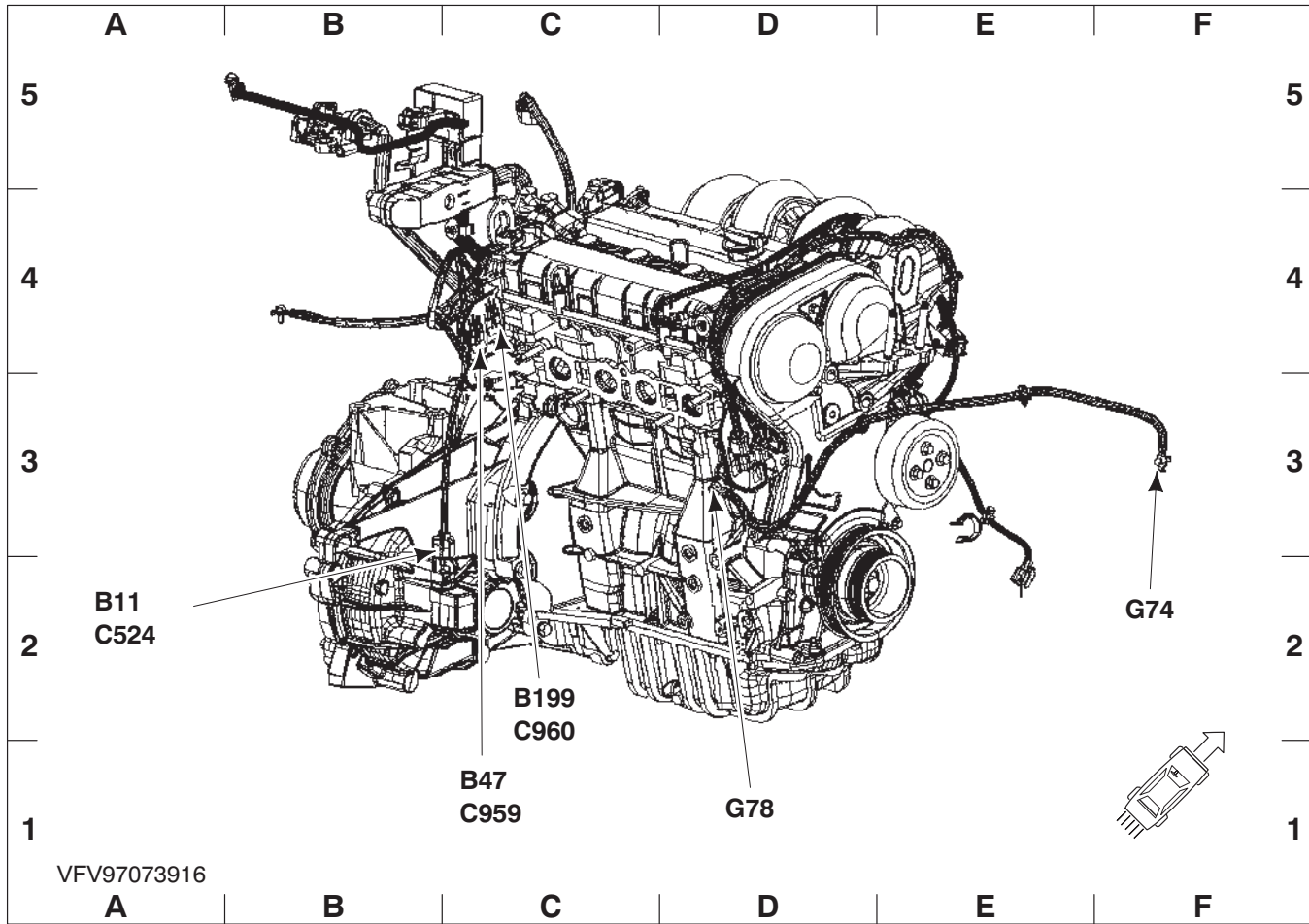
engine, rear, 1.6L Duratec-16V (Sigma)

B11 .. Vehicle speed sensor (VSS)	A 2	C803	D 1
B41 .. Camshaft position sensor	D 1	C959	C 1
B89 .. Pre-catalyst heated oxygen sensor (HO2S)	C 1	C960	C 1
B192 .. Catalyst monitor sensor	C 1	G74	F 3
C524	A 2	G78	E 1



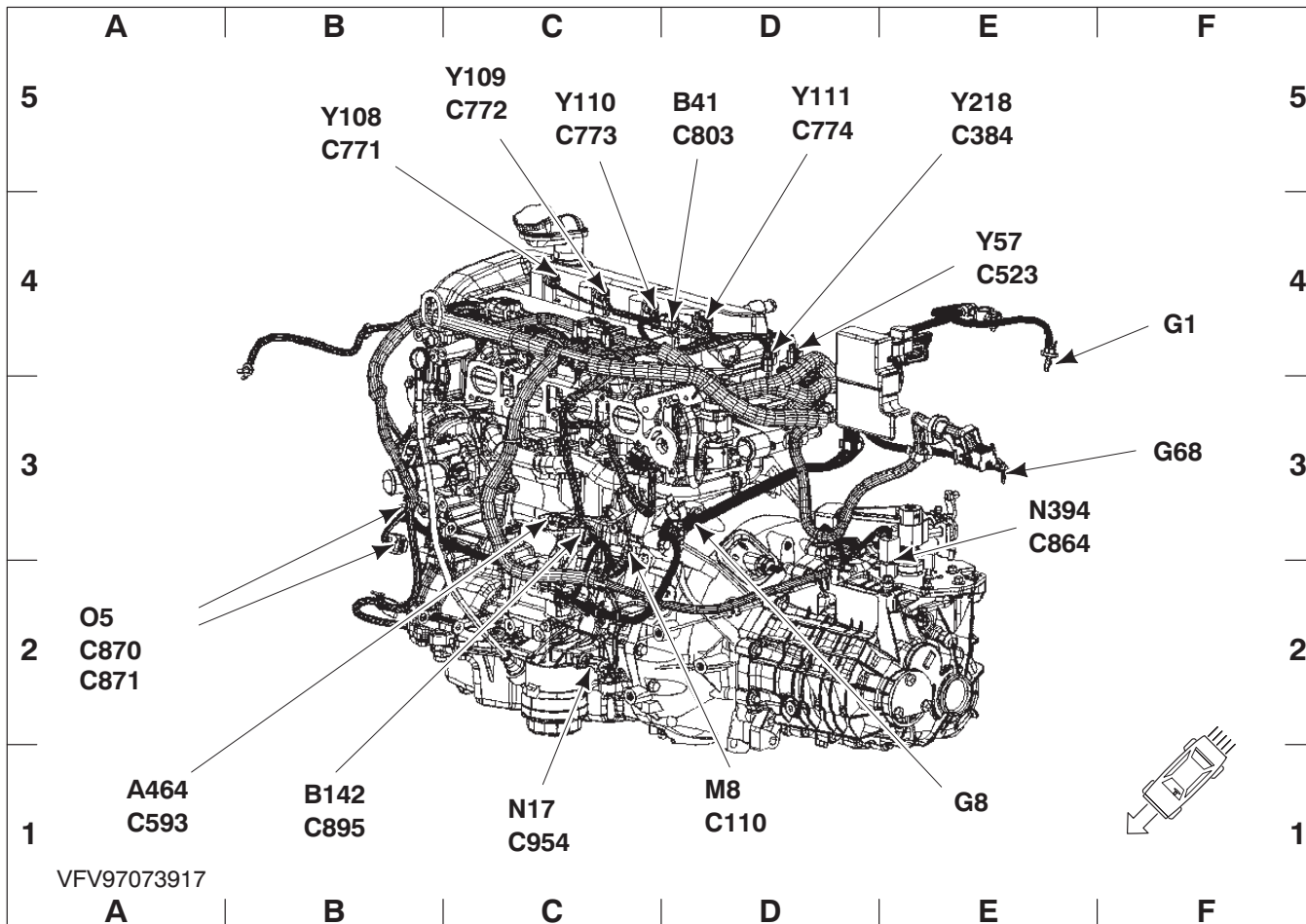
engine, front, 1.6L Duratec-16V Ti-VCT (Sigma)

A147 . Powertrain control module (PCM)	F 5	C643	C 1
A464 . Electronic Throttle Control (ETC) module	E 3	C645	E 5
B10 . . Engine Coolant Temperature (ECT) sensor	E 4	C779	E 4
B22 . . Mass Air Flow (MAF) sensor	D 5	C866	D 1
B43 . . Crankshaft position sensor	C 1	C870	A 3
B105 . Knock sensor 1	B 3	C871	A 3
B106 . Knock sensor 2	A 5	C903	B 3
B159 . Camshaft sensor, inlet	D 5	C904	A 5
B160 . Camshaft sensor, outlet	D 5	C952	A 2
C120	B 2	C954	B 1
C352	D 5	G1	F 4
C386	A 3	G8	C 2
C393	D 5	G68	F 3
C394	D 5	N17 . . Oil pressure switch	B 1
C572	E 3	N96 . . Power steering pressure switch	A 3
C587	C 5	N394 . Reversing lamp switch	D 1
C588	B 5	O5 . . . Generator	A 3
C594	F 5	T1 . . . Ignition coil	E 5
C595	E 3	Y16 . . A/C Compressor clutch	A 2
		Y154 . Camshaft timing actuator, inlet	B 5
		Y155 . Camshaft timing actuator, outlet	C 5



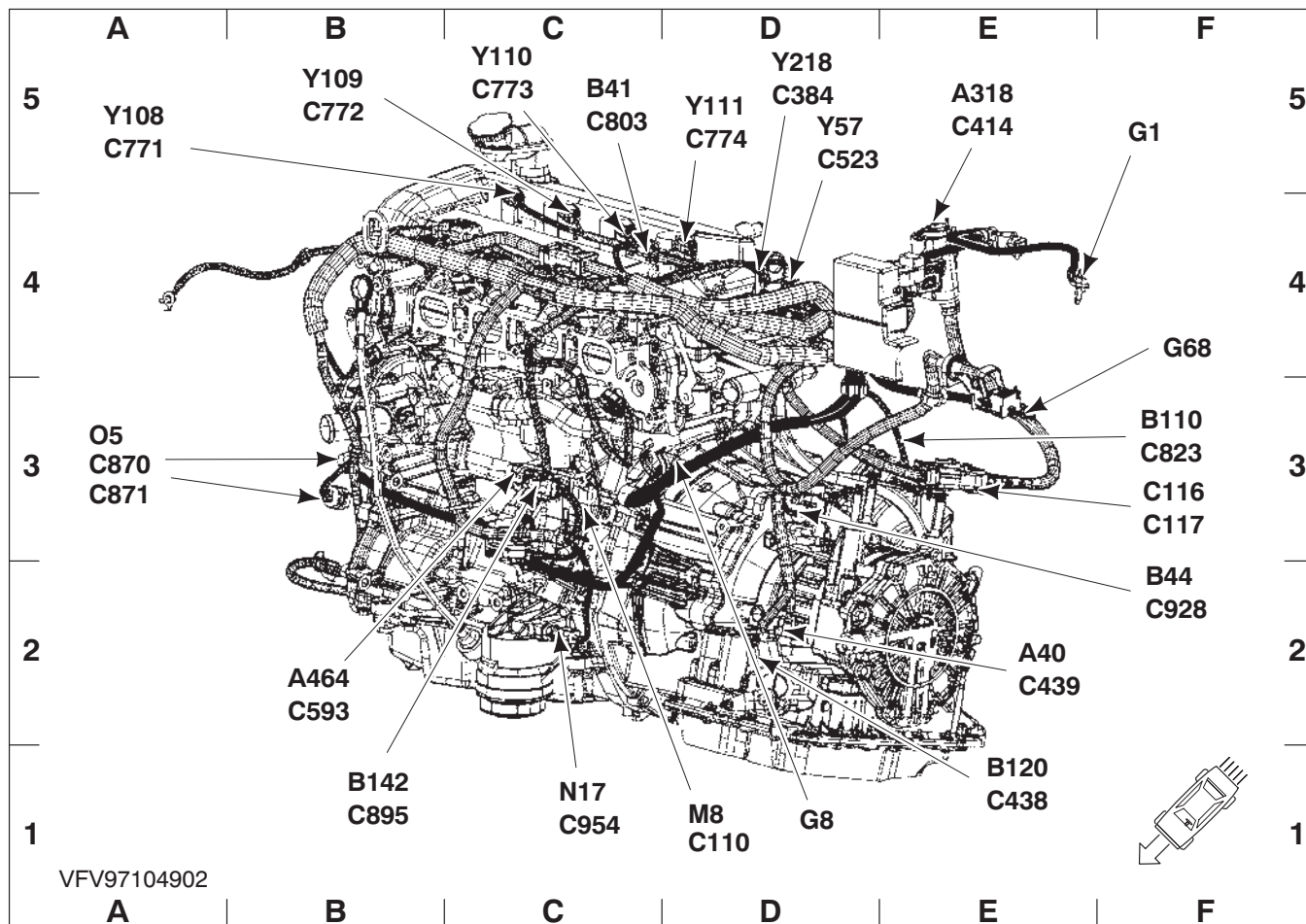
engine, rear, 1.6L Duratec-16V Ti-VCT (Sigma)

B11 .. Vehicle speed sensor (VSS)	A 2	C959	C 1
B47 .. Pre-catalyst heated oxygen sensor (HO2S), LH	C 1	C960	C 2
B199 . Catalyst monitor sensor, LH side	C 2	G74	F 2
C524	A 2	G78	D 1



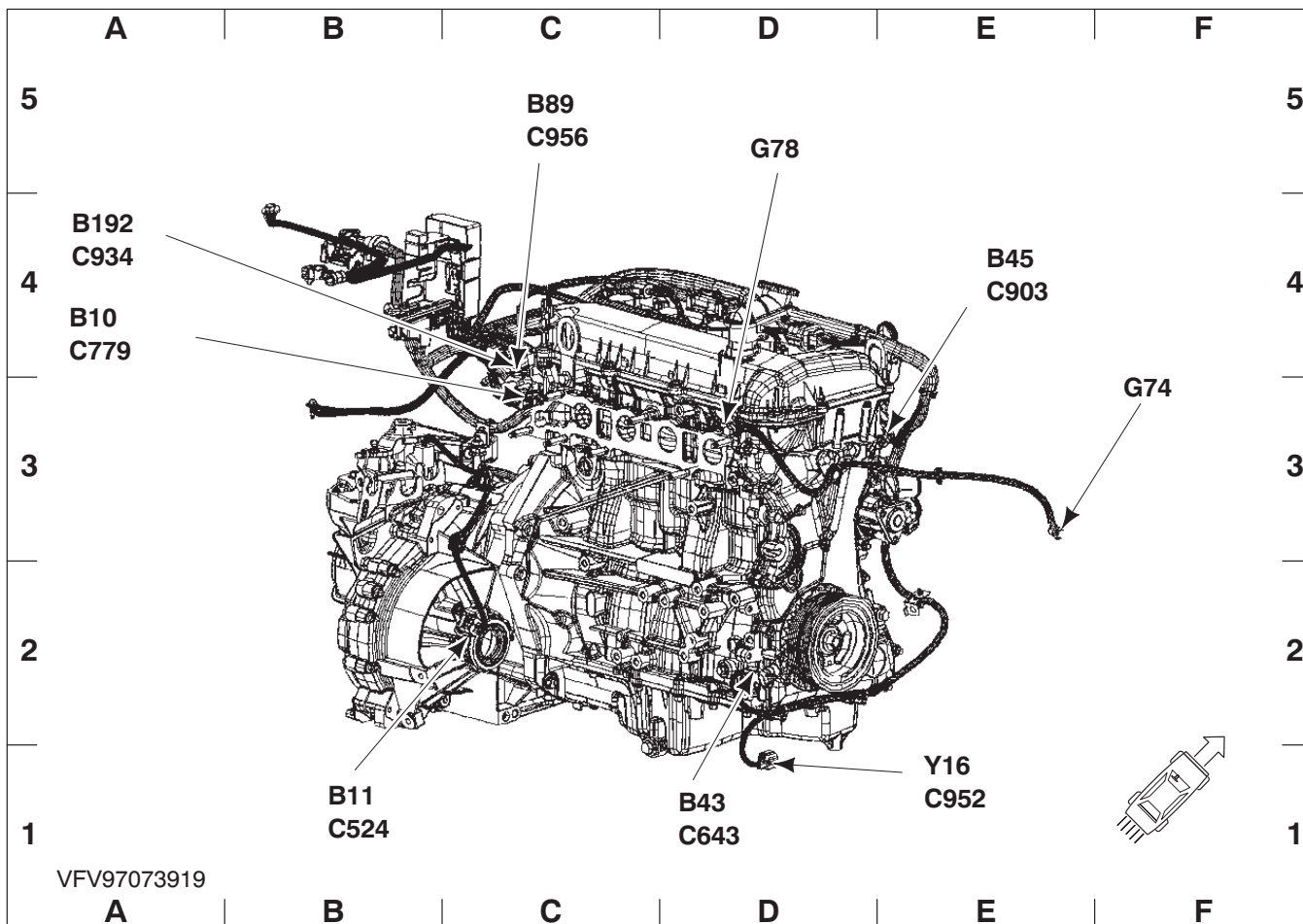
engine, front, 1.8/2.0L Duratec-HE (MI4), manual transmission

A464 . Electronic Throttle Control (ETC) module	A 1	C871	A 2
B41 . . Camshaft position sensor	D 5	C895	B 1
B142 . Temperature manifold absolute pressure sensor	B 1	C954	C 1
C110	D 1	G1	F 4
C384	E 5	G8	E 1
C523	E 4	G68	F 3
C593	A 1	M8 . . Starter motor	D 1
C771	B 5	N17 . . Oil pressure switch	C 1
C772	C 5	N394 . Reversing lamp switch	E 3
C773	C 5	O5 . . Generator	A 2
C774	D 5	Y57 . . Swirl control solenoid valve	E 4
C803	D 5	Y108 . Fuel injector 1	B 5
C864	E 3	Y109 . Fuel injector 2	C 5
C870	A 2	Y110 . Fuel injector 3	C 5
		Y111 . Fuel injector 4	D 5
		Y218 . Inlet air control valve solenoid	E 5



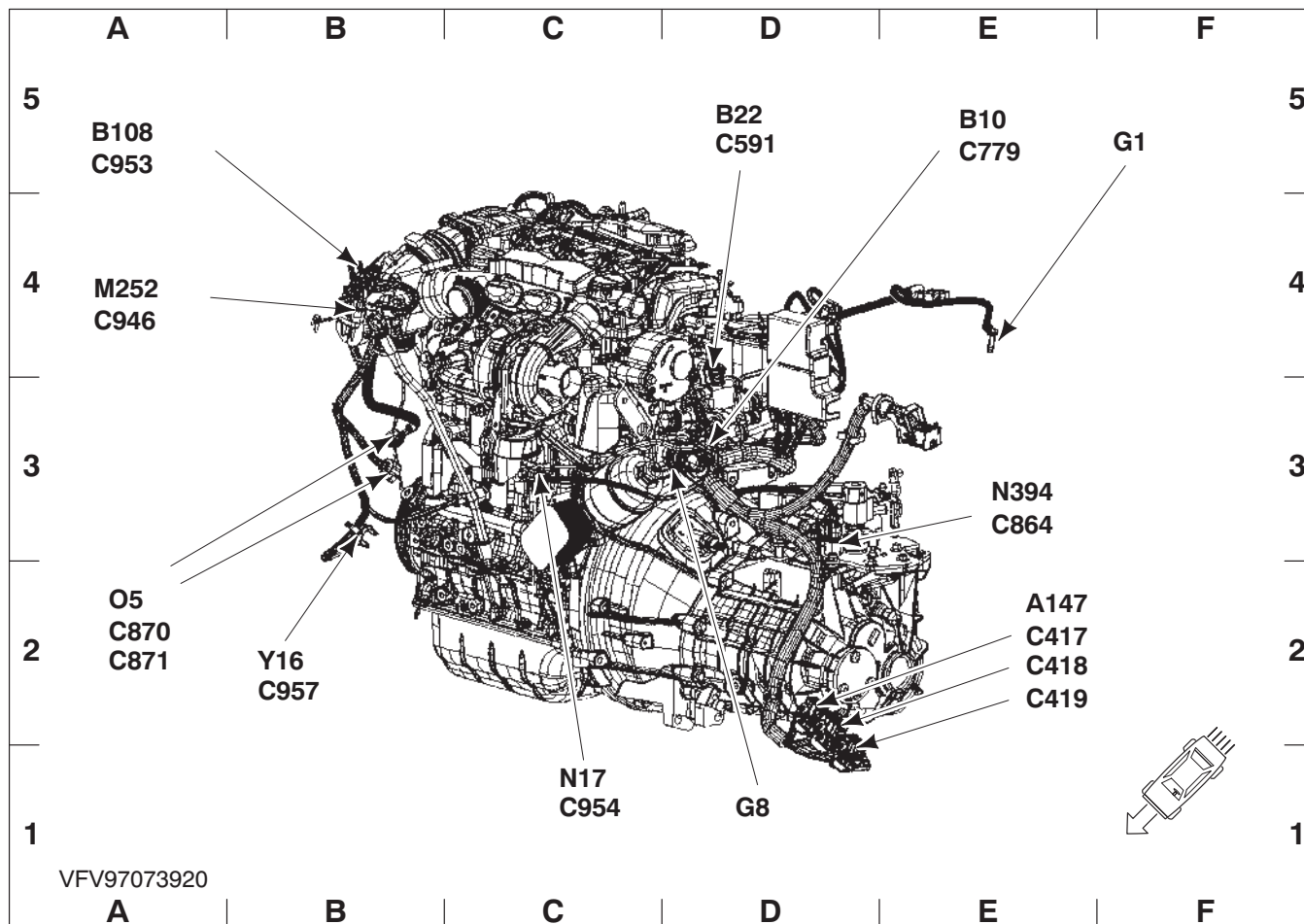
engine, front, 1.8/2.0L Duratec-HE (MI4), automatic transmission

A40 . . . Transmission hardware unit	E 2	C773	C 5
A318 . . . Transmission control module (TCM)	E 5	C774	D 5
A464 . . . Electronic Throttle Control (ETC) module	B 2	C803	C 5
B41 . . . Camshaft position sensor	C 5	C823	F 3
B44 . . . Turbine Shaft Speed (TSS) sensor	F 2	C870	A 3
B110 . . . Output Shaft Speed (OSS) sensor	F 3	C871	A 3
B120 . . . Transmission range sensor	E 1	C895	B 1
B142 . . . Temperature manifold absolute pressure sensor	B 1	C928	F 2
C110	D 1	C954	C 1
C116	F 3	G1	F 5
C117	F 3	G8	D 1
C384	D 5	G68	F 4
C414	E 5	M8 . . . Starter motor	D 1
C438	E 1	N17 . . . Oil pressure switch	C 1
C439	E 2	O5 . . . Generator	A 3
C523	D 5	Y57 . . Swirl control solenoid valve	D 5
C593	B 2	Y108 . Fuel injector 1	A 5
C771	A 5	Y109 . Fuel injector 2	B 5
C772	B 5	Y110 . Fuel injector 3	C 5
		Y111 . Fuel injector 4	D 5
		Y218 . Inlet air control valve solenoid	D 5



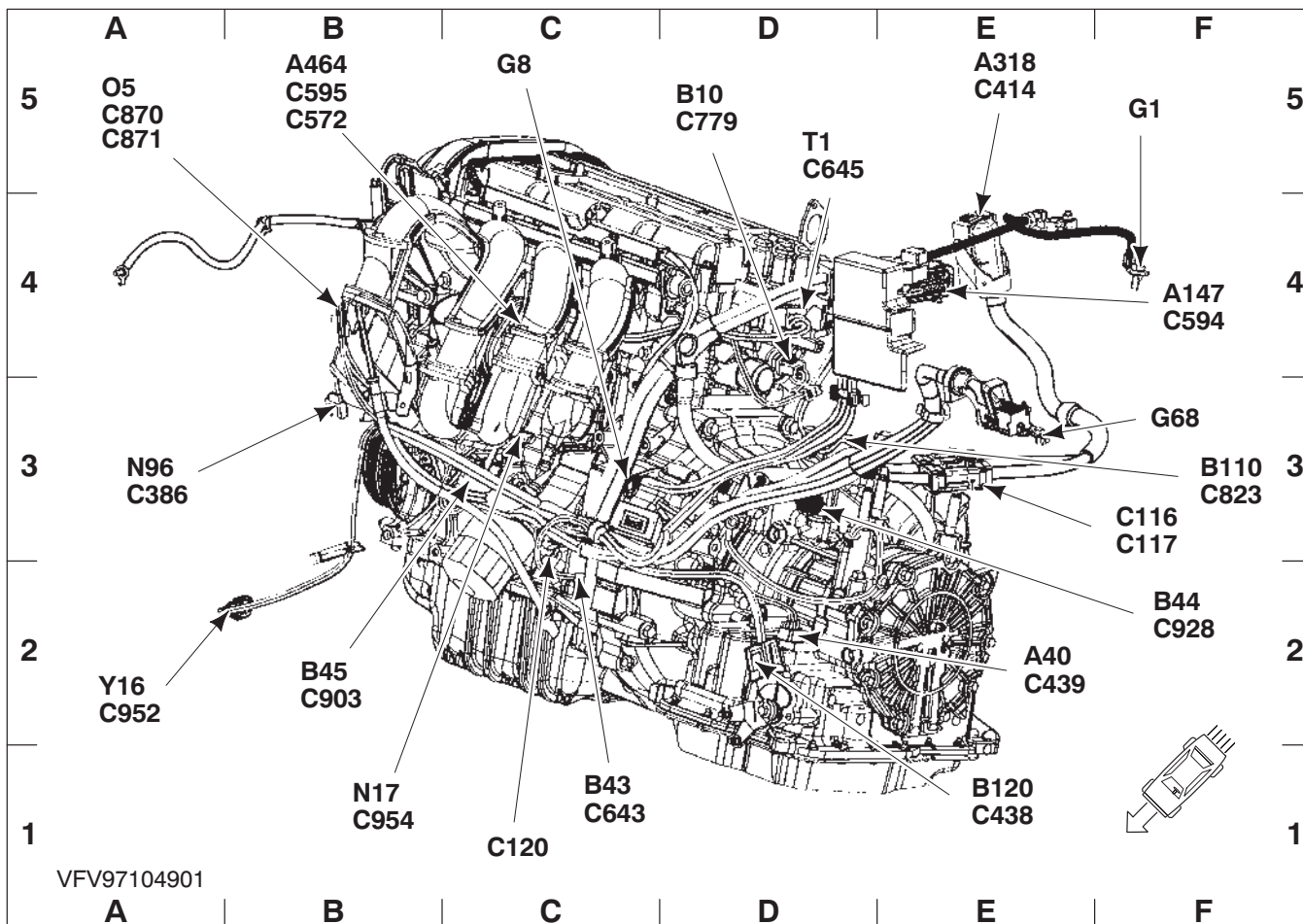
engine, rear, 1.8/2.0L Duratec-HE (MI4)

B10 .. Engine Coolant Temperature (ECT) sensor	A 4	C643	D 1
B11 .. Vehicle speed sensor (VSS)	B 1	C779	A 4
B43 .. Crankshaft position sensor	D 1	C903	E 4
B45 .. Knock sensor	E 4	C934	A 4
B89 .. Pre-catalyst heated oxygen sensor (HO2S)	C 5	C952	E 1
B192 .. Catalyst monitor sensor	A 4	C956	C 5
C524	B 1	G74	F 3
		G78	D 5
		Y16 .. A/C Compressor clutch	E 1



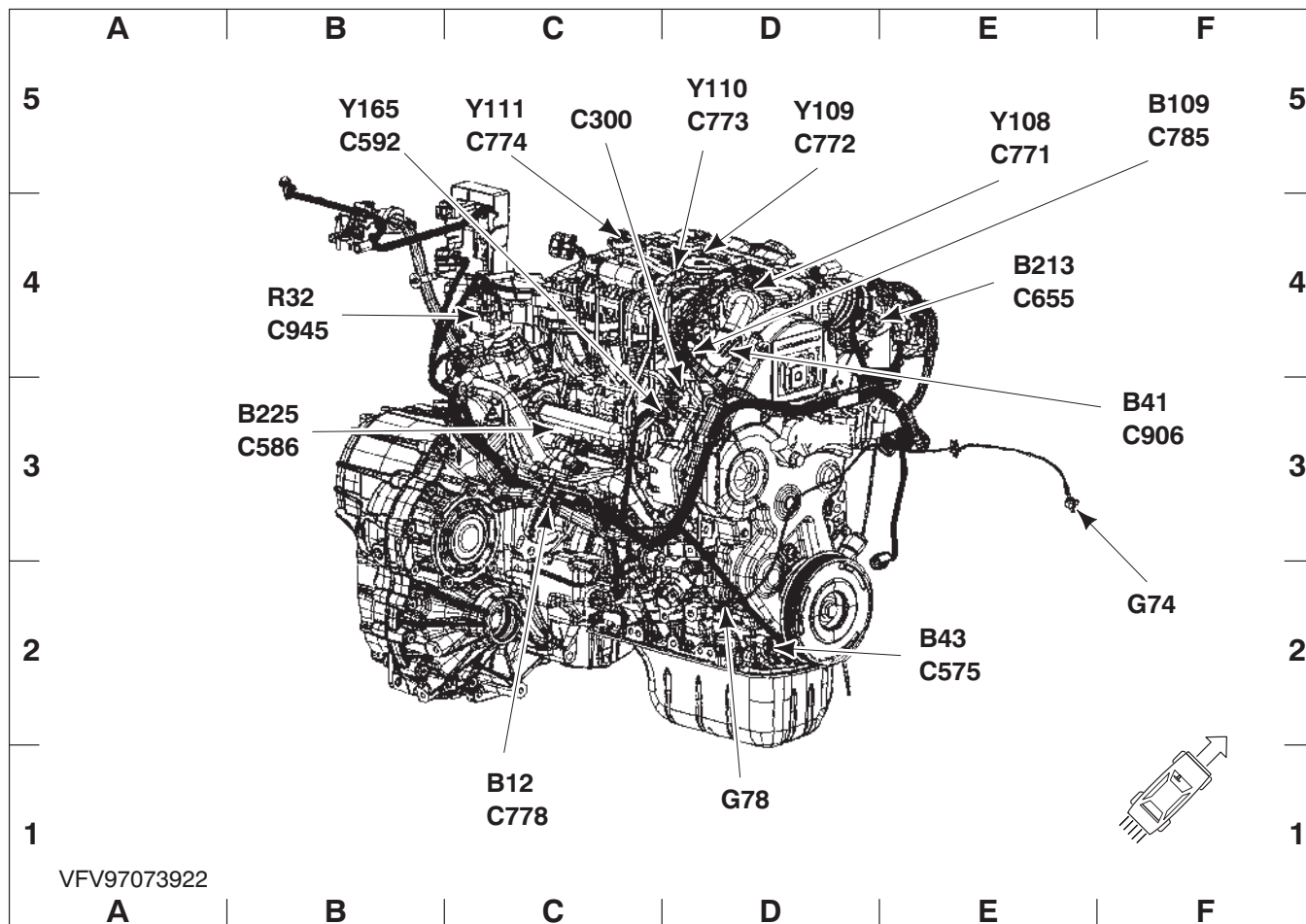
engine, front, 1.6L Duratorq-TDCi (DV) Diesel

A147 . Powertrain control module (PCM)	E 2	C871	A 2
B10 .. Engine Coolant Temperature (ECT) sensor	E 5	C946	A 4
B22 .. Mass Air Flow (MAF) sensor	D 5	C953	A 5
B108 . Boost pressure sensor	A 5	C954	C 1
C417	E 2	C957	B 2
C418	E 2	G1	F 5
C419	E 2	G8	D 1
C591	D 5	M252 EGR throttle actuator	A 4
C779	E 5	N17 .. Oil pressure switch	C 1
C864	E 3	N394 . Reversing lamp switch	E 3
C870	A 2	O5 ... Generator	A 2
		Y16 .. A/C Compressor clutch	B 2



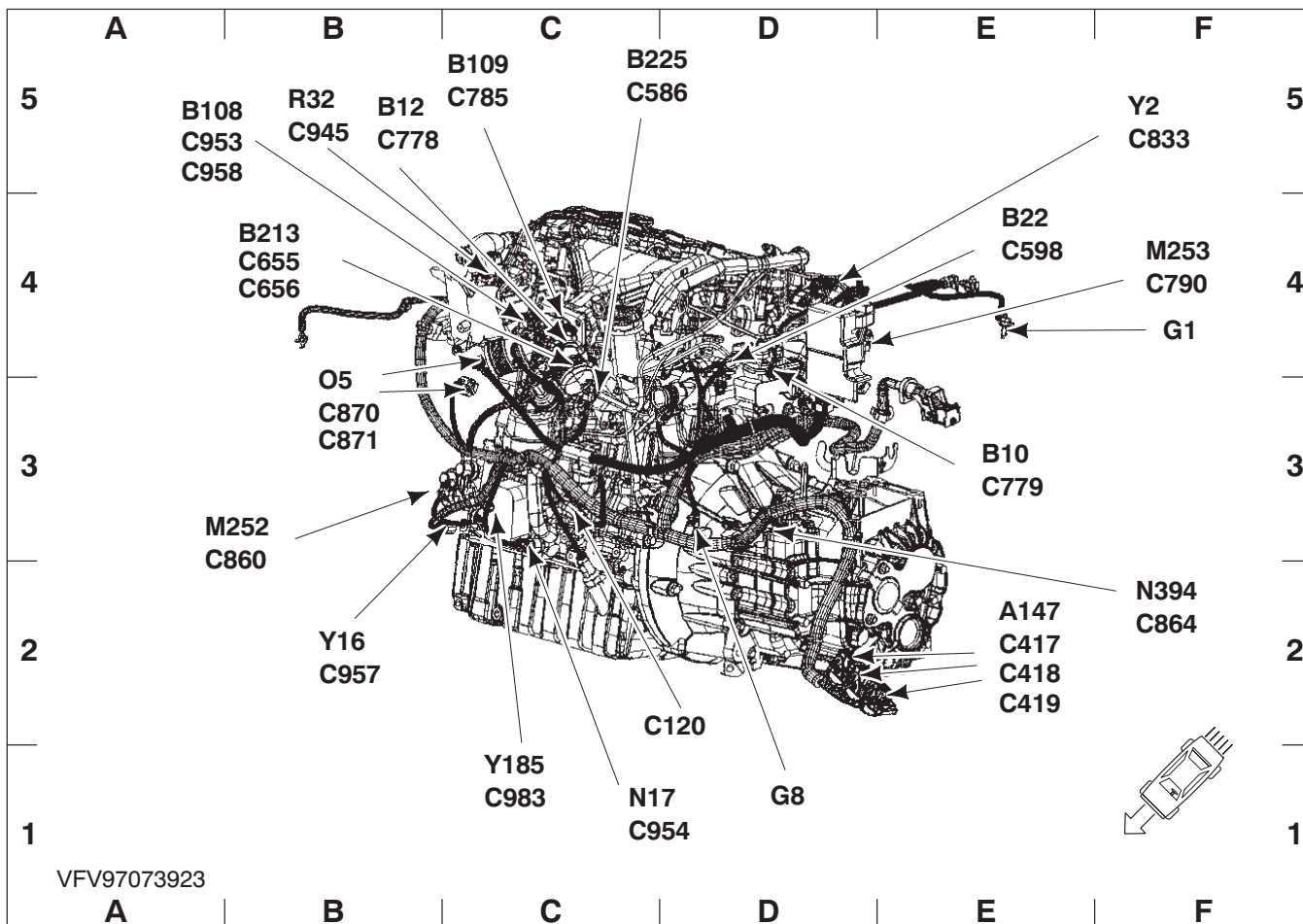
engine, front, 1.6L Duratec-16V (Sigma), automatic transmission

A40 . . . Transmission hardware unit	E 2	C594	F 4
A147 . . . Powertrain control module (PCM)	F 4	C595	B 5
A318 . . . Transmission control module (TCM)	E 5	C643	C 1
A464 . . . Electronic Throttle Control (ETC) module	B 5	C645	D 5
B10 . . . Engine Coolant Temperature (ECT) sensor	D 5	C779	D 5
B43 . . . Crankshaft position sensor	C 1	C823	F 3
B44 . . . Turbine Shaft Speed (TSS) sensor	F 2	C870	A 5
B45 . . . Knock sensor	B 2	C871	A 5
B110 . . . Output Shaft Speed (OSS) sensor	F 3	C903	B 2
B120 . . . Transmission range sensor	E 1	C928	F 2
C116	F 3	C952	A 2
C117	F 3	C954	B 1
C120	C 1	G1	F 5
C386	A 3	G8	C 5
C414	E 5	G68	F 3
C438	E 1	N17 . . . Oil pressure switch	B 1
C439	E 2	N96 . . . Power steering pressure switch	A 3
C572	B 5	O5 . . . Generator	A 5
		T1 . . . Ignition coil	D 5
		Y16 . . . A/C Compressor clutch	A 2



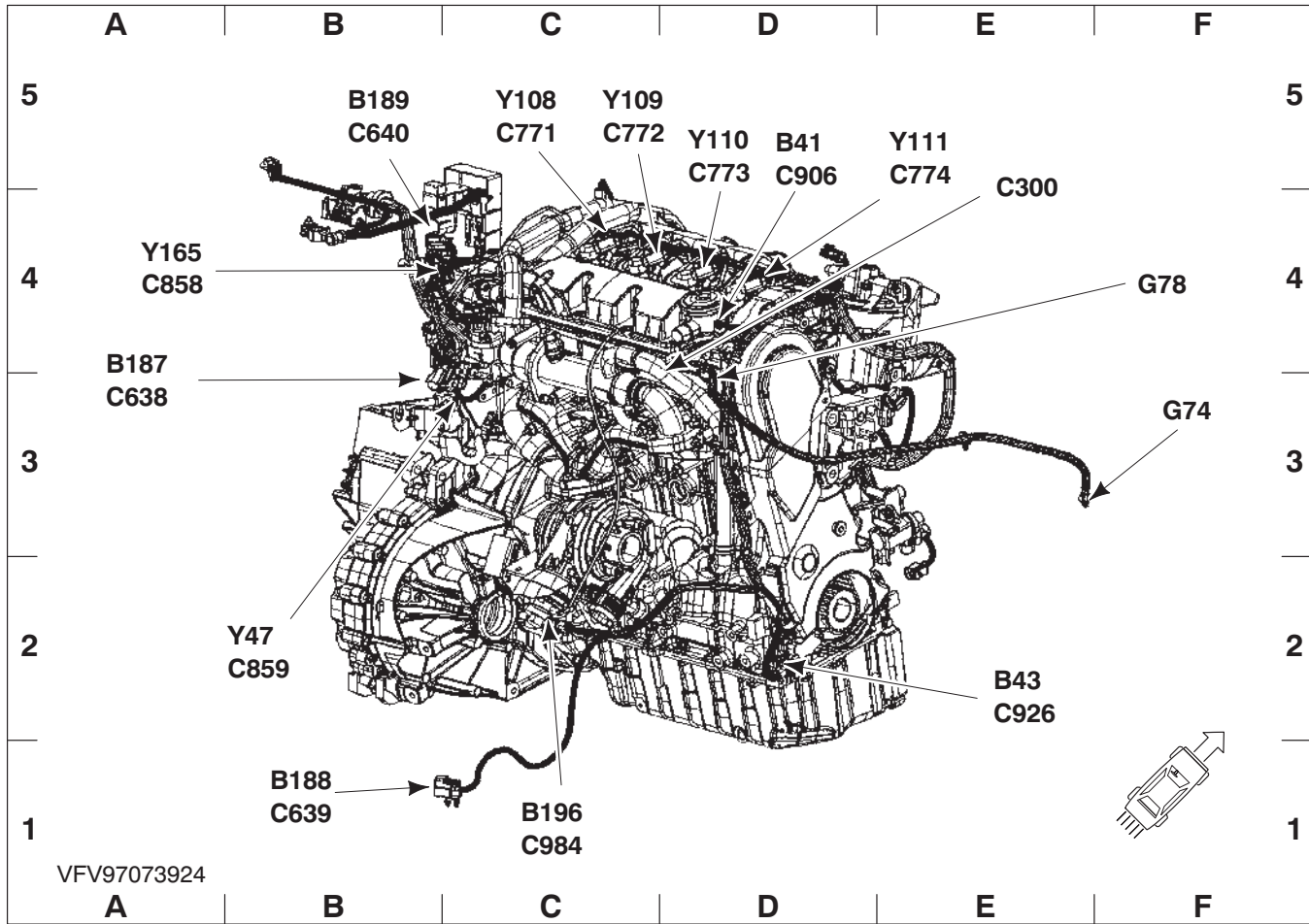
engine, rear, 1.6L Duratorq-TDCi (DV) Diesel

B12 .. Water-in-fuel sensor	C 1	C774	C 5
B41 .. Camshaft position sensor	F 3	C778	C 1
B43 .. Crankshaft position sensor	E 2	C785	F 5
B109 . Fuel temperature sensor	F 5	C906	F 3
B213 . Intake Air Temperature (IAT) sensor	E 4	C945	B 4
B225 . Fuel rail pressure transducer sensor	B 3	G74	F 2
C300	C 5	G78	D 1
C575	E 2	R32 .. Fuel heater	B 4
C586	B 3	Y108 . Fuel injector 1	E 5
C592	B 5	Y109 . Fuel injector 2	D 5
C655	E 4	Y110 . Fuel injector 3	D 5
C771	E 5	Y111 . Fuel injector 4	C 5
C772	D 5	Y165 . Fuel metering valve	B 5
C773	D 5		



engine, front, 2.0L Duratorq-TDCi (DW) Diesel

A147 . Powertrain control module (PCM)	E 2	C860	B 2
B10 . . Engine Coolant Temperature (ECT) sensor	E 3	C864	F 2
B12 . . Water-in-fuel sensor	B 5	C870	B 3
B22 . . Mass Air Flow (MAF) sensor	E 4	C871	B 3
B108 . Boost pressure sensor	A 5	C945	B 5
B109 . Fuel temperature sensor	C 5	C953	A 5
B213 . Intake Air Temperature (IAT) sensor	B 4	C954	C 1
B225 . Fuel rail pressure transducer sensor	C 5	C957	B 2
C120	D 2	C958	A 5
C417	E 2	C983	C 1
C418	E 2	G1	F 4
C419	E 2	G8	D 1
C586	C 5	M252 EGR throttle actuator	B 3
C598	E 4	M253 Variable geometry turbo actuator	F 4
C655	B 4	N17 . . Oil pressure switch	C 1
C656	B 4	N394 . Reversing lamp switch	F 2
C778	B 5	O5 . . Generator	B 3
C779	E 3	R32 . . Fuel heater	B 5
C785	C 5	Y2 . . Exhaust Gas Recirculation (EGR) valve	F 5
C790	F 4	Y16 . . A/C Compressor clutch	B 2
C833	F 5	Y185 . Intercooler bypass solenoid valve	C 1



engine, rear, 2.0L Duratorq-TDCi (DW) Diesel

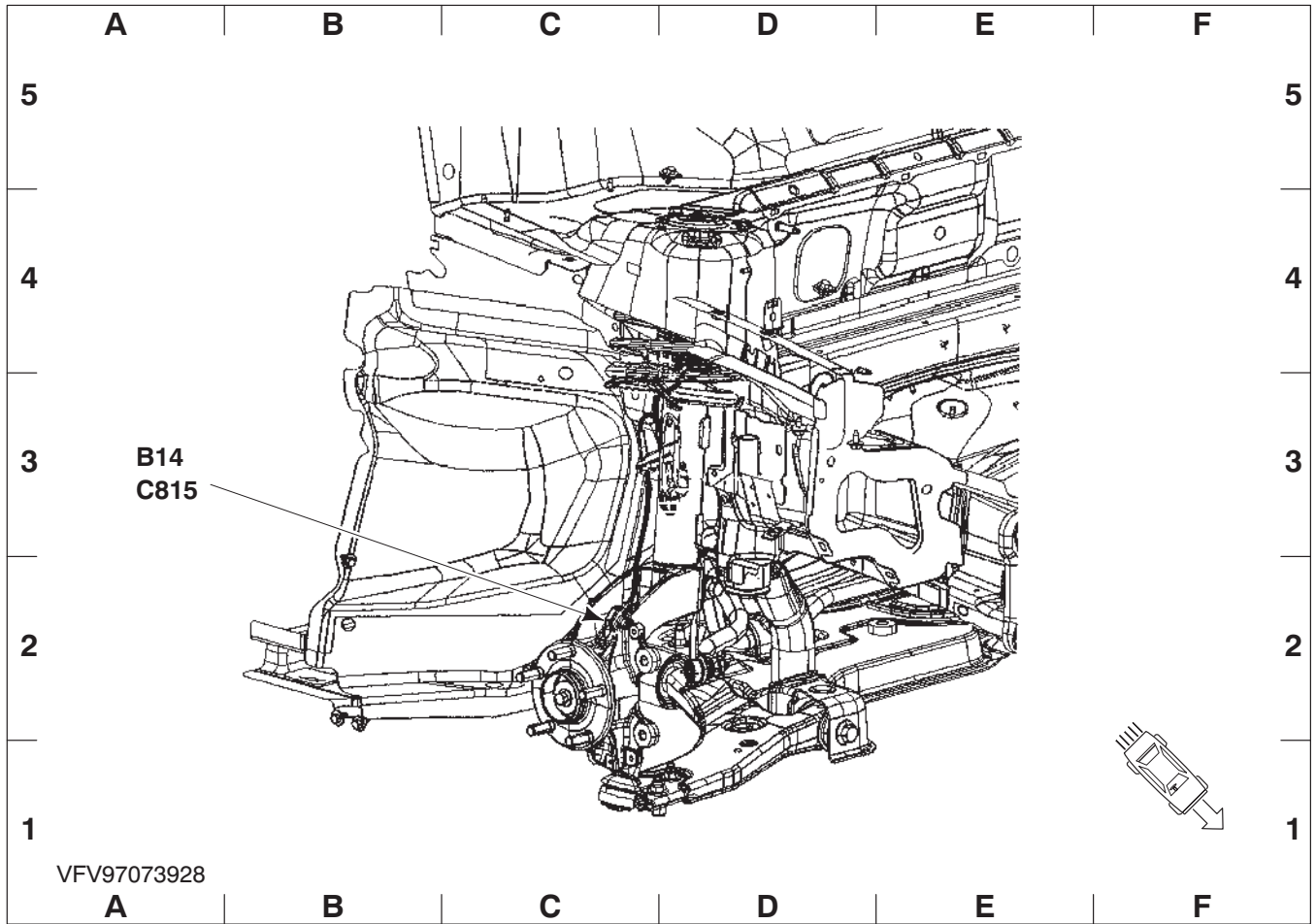
B41 . . . Camshaft position sensor	D 5	C773	D 5
B43 . . . Crankshaft position sensor	E 2	C774	E 5
B187 . . Pre-catalyst exhaust gas temperature sensor	A 4	C858	A 4
B188 . . Post-catalyst exhaust gas temperature sensor	B 1	C859	B 2
B189 . . Diesel particulate filter differential pressure feedback sensor	B 5	C906	D 5
B196 . . Turbo geometry position sensor	C 1	C926	E 2
C300	E 4	C984	C 1
C638	A 3	G74	F 3
C639	B 1	G78	F 4
C640	B 5	Y47 . . . Fuel pressure solenoid valve	B 2
C771	C 5	Y108 . . Fuel injector 1	C 5
C772	C 5	Y109 . . Fuel injector 2	C 5
		Y110 . . Fuel injector 3	D 5
		Y111 . . Fuel injector 4	E 5
		Y165 . . Fuel metering valve	A 4

700-06-00

Component Location Views

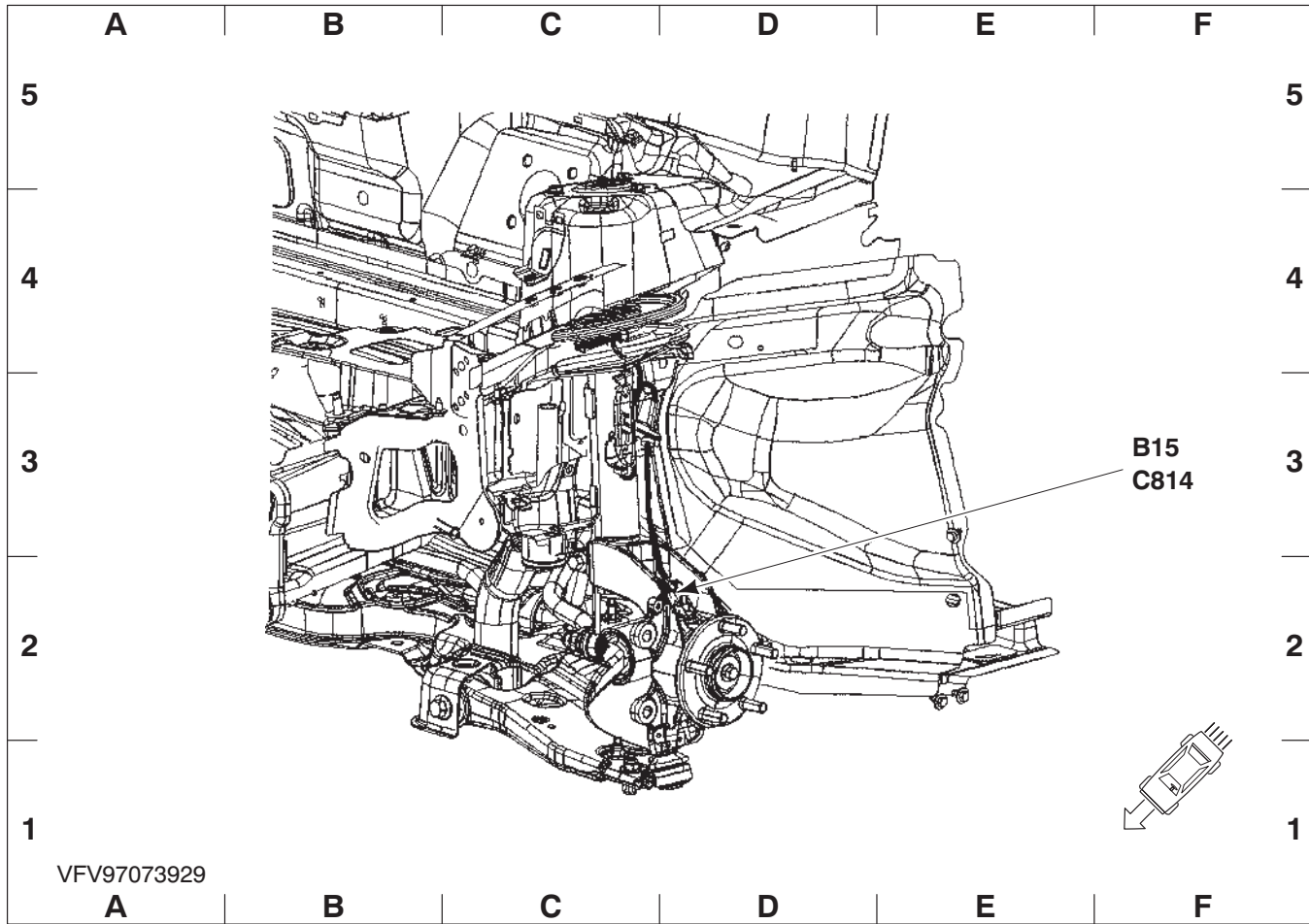
700-06-00

-24



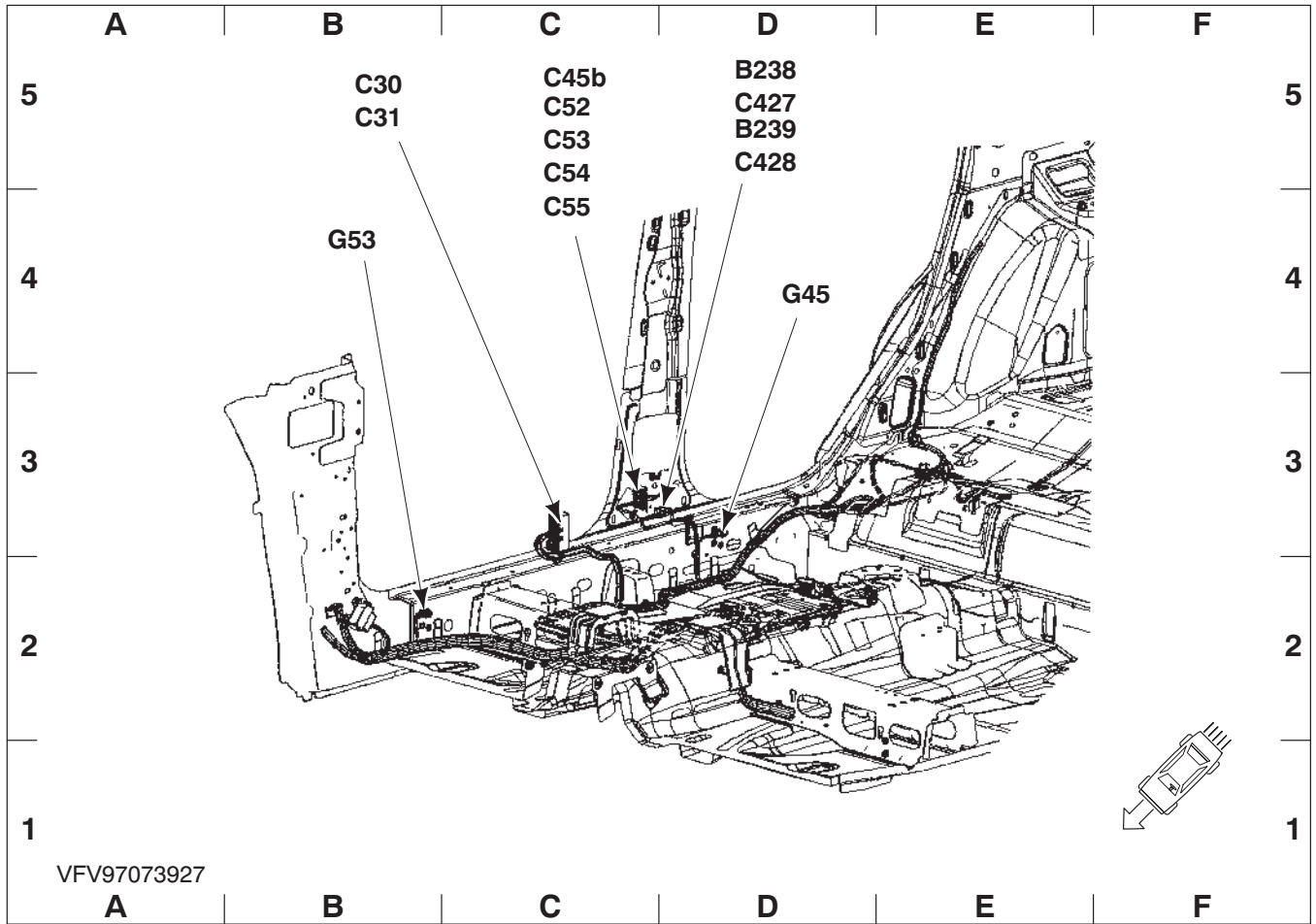
front axle, RH side

B14 . . . Wheel speed sensor, RH side front A 3 C815 A 3



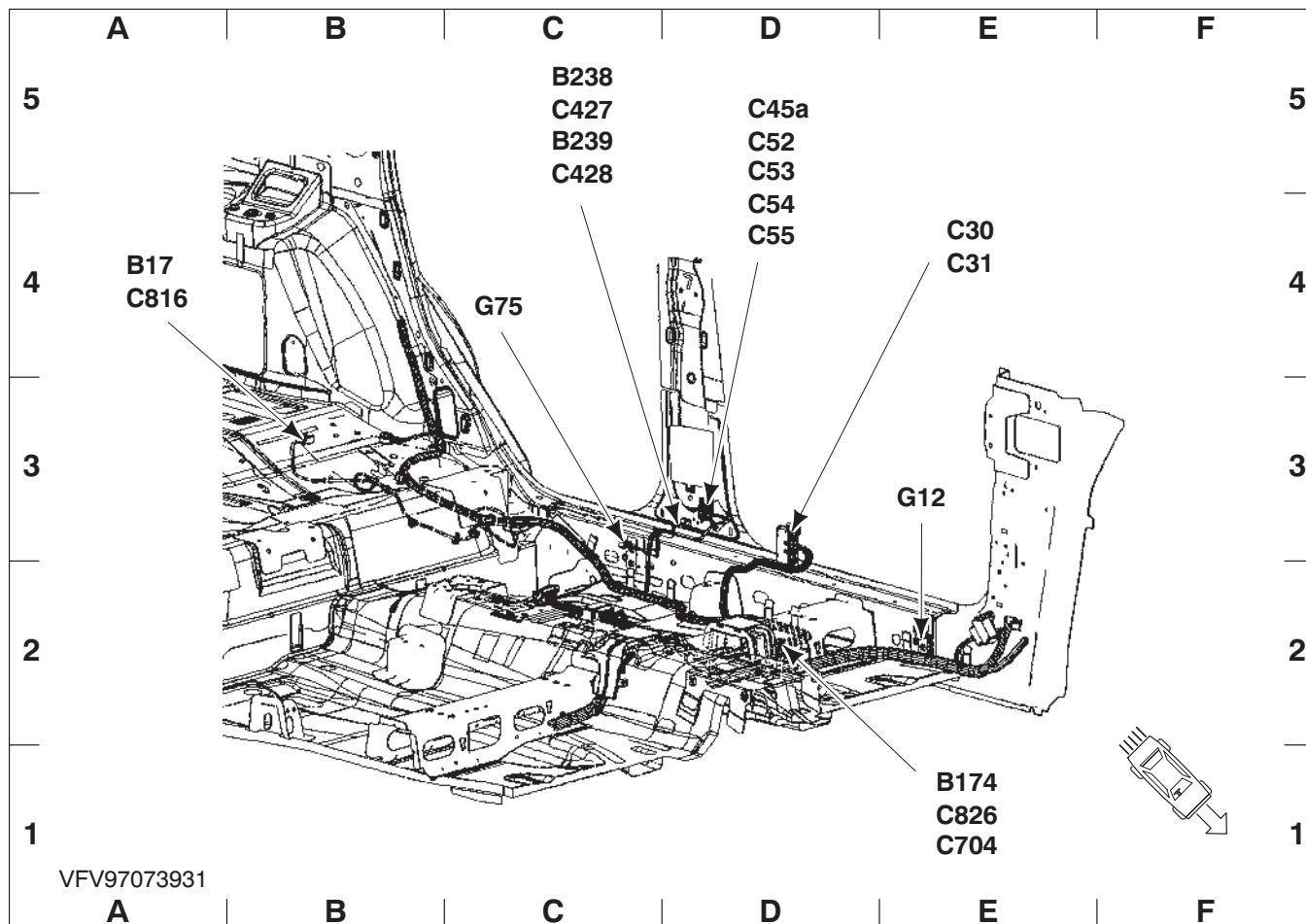
front axle, LH side

B15 . . . Wheel speed sensor, LH side front F 3 C814 F 3



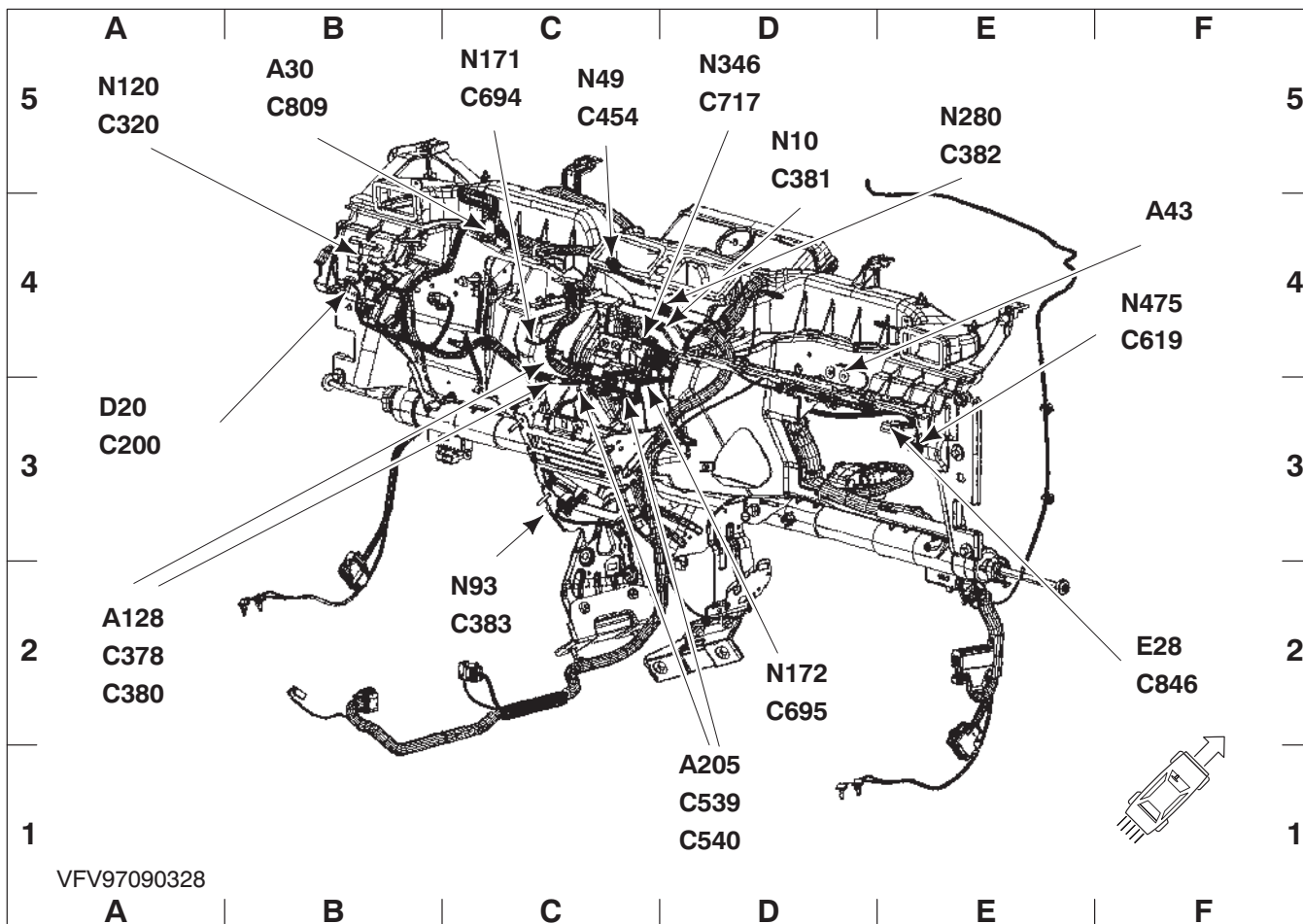
vehicle floor, RH side

B238 . Side air bag sensor, driver	D 5	C54	C 5
B239 . Side air bag sensor, passenger	D 5	C55	C 4
C30	B 5	C427	D 5
C31	B 5	C428	D 5
C45b	C 5	G45	D 4
C52	C 5	G53	B 4
C53	C 5		



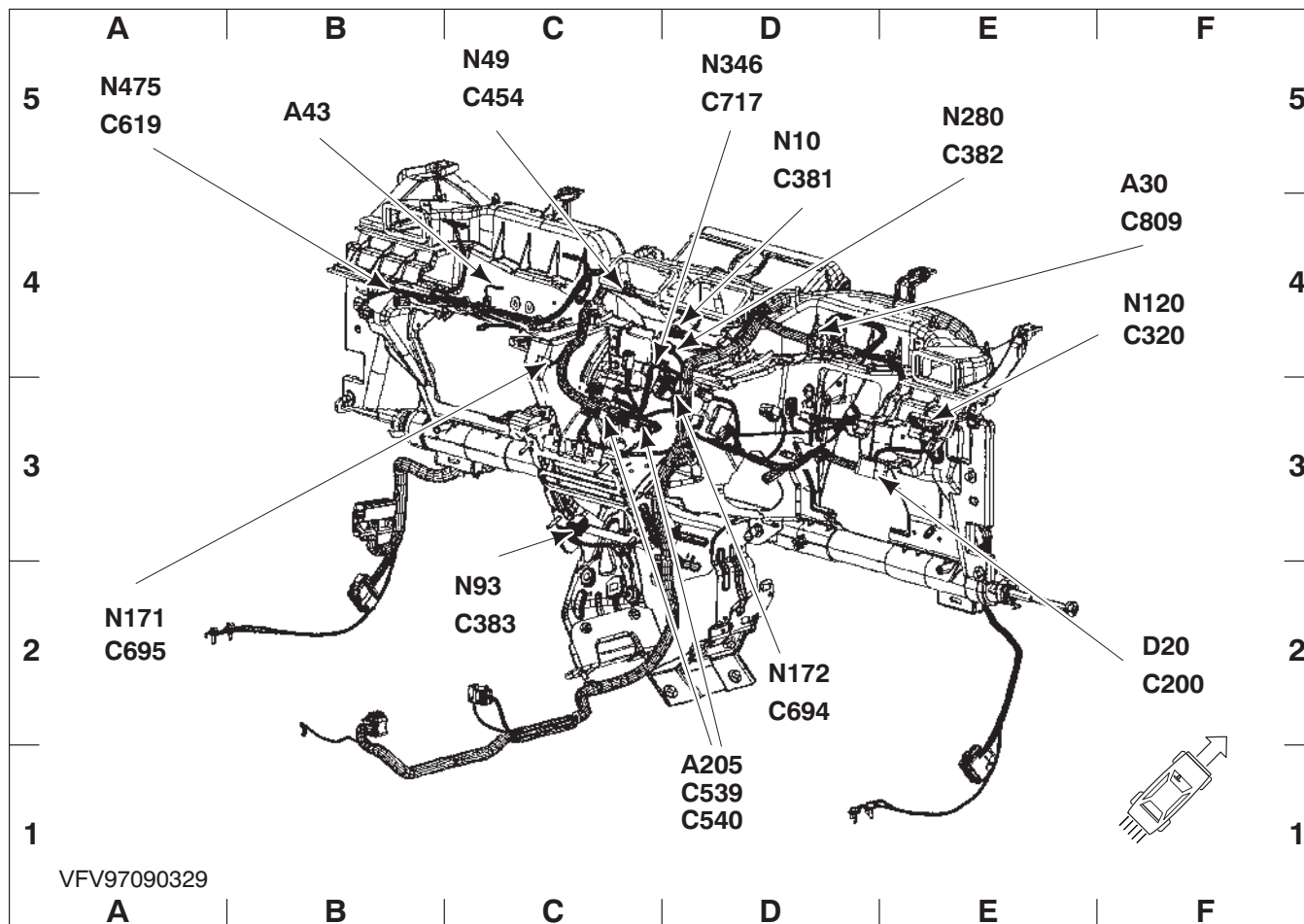
vehicle floor, LH side

B17 . . . Wheel speed sensor, LH side rear	A 4	C54	D 4
B174 . . . Yaw rate sensor	E 1	C55	D 4
B238 . . . Side air bag sensor, driver	C 5	C427	C 5
B239 . . . Side air bag sensor, passenger	C 5	C428	C 5
C30	E 4	C704	E 1
C31	E 4	C816	A 4
C45a	D 5	C826	E 1
C52	D 5	G12	E 3
C53	D 5	G75	C 4



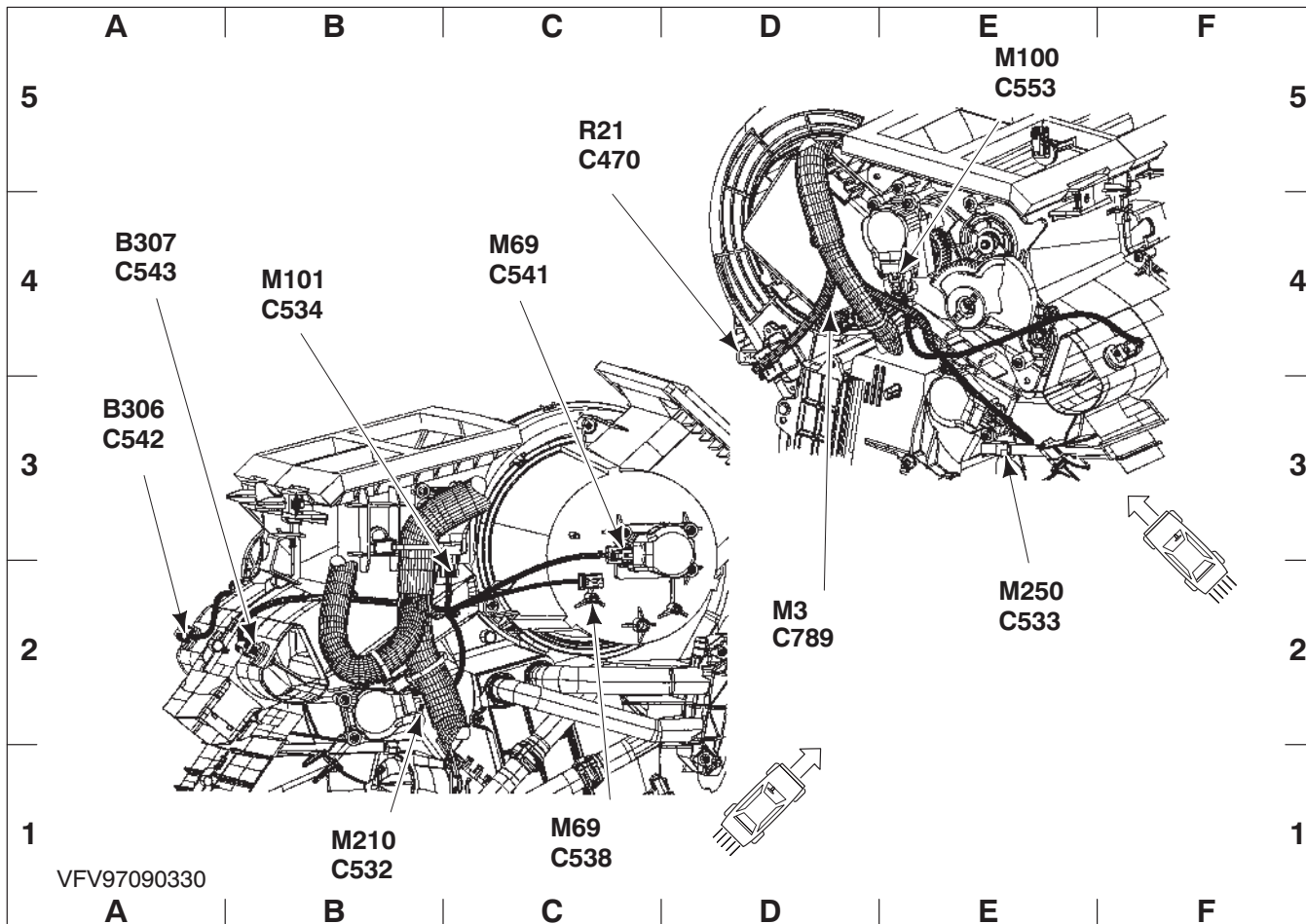
behind dash panel, LHD

A30 . . . Instrument cluster	B 5	C695	D 2
A43 . . . Passenger air bag unit	F 5	C717	D 5
A128 . . . Heater control module	A 2	C809	B 5
A205 . . . Electronic Automatic Temperature Control (EATC) module	D 1	C846	F 2
C200	A 3	D20 . . . Data Link Connector (DLC)	A 3
C320	A 5	E28 . . . Glove compartment lamp	F 2
C378	A 2	N10 . . . Heated rear window switch	D 5
C380	A 2	N49 . . . Hazard flasher switch	C 5
C381	D 5	N93 . . . Gearshift lever unit	C 2
C382	E 5	N120 . . . Headlamp switch	A 5
C383	C 2	N171 . . . Heated seat switch, driver side	C 5
C454	C 5	N172 . . . Heated seat switch, passenger side	D 2
C539	D 1	N280 . . . Heated windshield switch	E 5
C540	D 1	N346 . . . Electronic Stability Program (ESP) switch	D 5
C619	F 4	N475 . . . Passenger air bag deactivation (PAD) switch	F 4
C694	C 5		



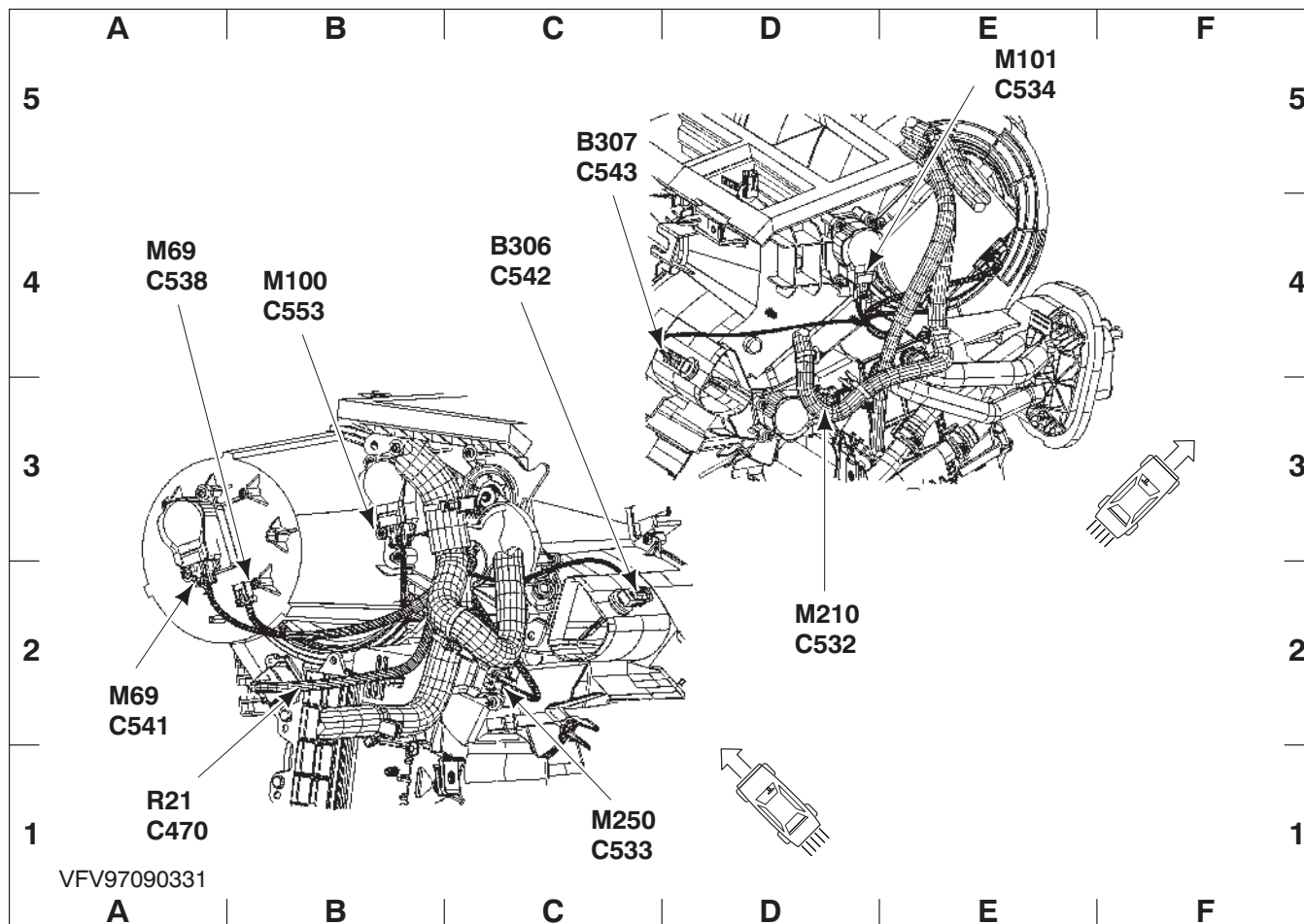
behind dash panel, RHD

A30 .. Instrument cluster	F 5	C717	D 5
A43 .. Passenger air bag unit	B 5	C809	F 4
A205 .. Electronic Automatic Temperature Control (EATC) module	D 1	D20 .. Data Link Connector (DLC)	F 2
C200	F 2	N10 .. Heated rear window switch	D 5
C320	F 4	N49 .. Hazard flasher switch	C 5
C381	D 5	N93 .. Gearshift lever unit	C 2
C382	E 5	N120 .. Headlamp switch	F 4
C383	C 2	N171 .. Heated seat switch, driver side	A 2
C454	C 5	N172 .. Heated seat switch, passenger side	D 2
C539	D 1	N280 .. Heated windshield switch	E 5
C540	D 1	N346 .. Electronic Stability Program (ESP) switch	D 5
C619	A 5	N475 .. Passenger air bag deactivation (PAD) switch	A 5
C694	D 2		
C695	A 2		



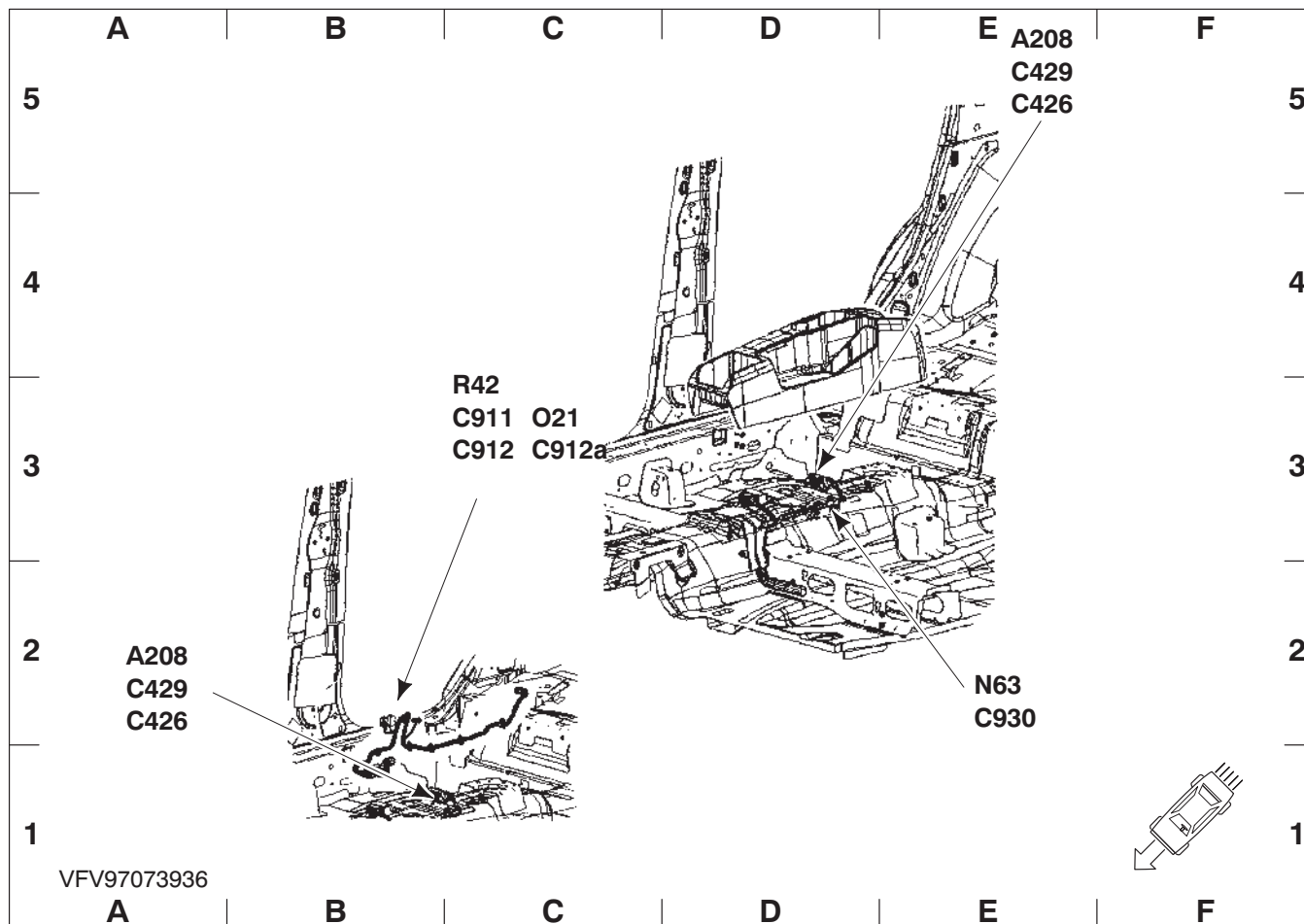
heating/air conditioning housing, LHD

B306 . Discharge temperature sensor, panel, LH side	A 3	C543	A 4
B307 . Discharge temperature sensor, panel, RH side	A 4	C553	E 5
C470	C 5	C789	D 2
C532	B 1	M3 . . Blower motor	D 2
C533	E 2	M69 . Recirculated air actuator	C 4
C534	B 4	M69 . Recirculated air actuator	C 1
C538	C 1	M100 Air temperature door motor, LH side	E 5
C541	C 4	M101 Air temperature door motor, RH side	B 4
C542	A 3	M210 Defrost mode actuator	B 1
		M250 Panel/floor mode actuator	E 2
		R21 . . Blower motor resistor	C 5



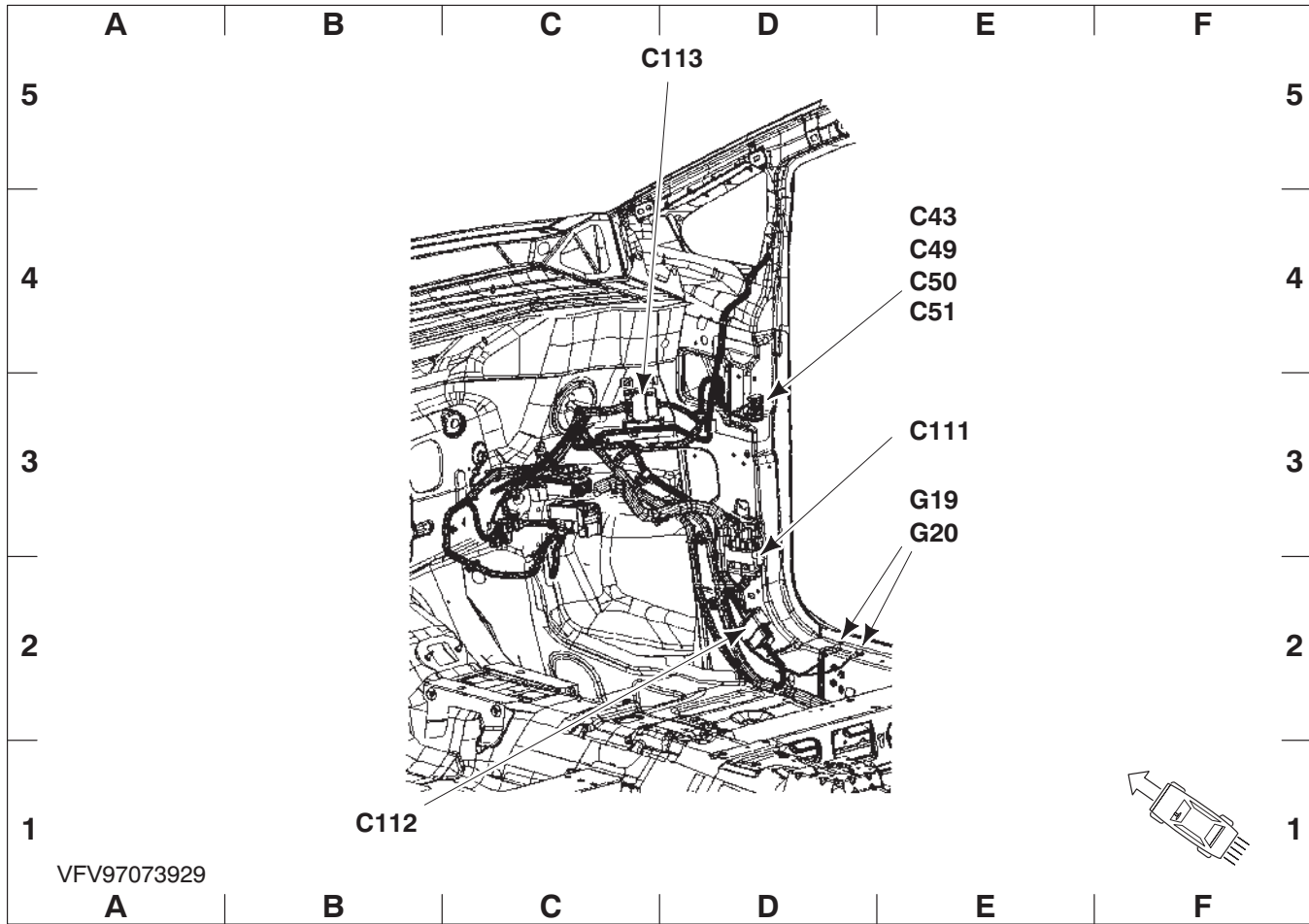
heating/air conditioning housing, RHD

B306 . Discharge temperature sensor, panel, LH side	C 4	C542	C 4
B307 . Discharge temperature sensor, panel, RH side	C 5	C543	C 5
C470	A 1	C553	B 4
C532	D 2	M69 . Recirculated air actuator	A 4
C533	C 1	M69 . Recirculated air actuator	A 2
C534	E 5	M100 Air temperature door motor, LH side . . .	B 4
C538	A 4	M101 Air temperature door motor, RH side . . .	E 5
C541	A 2	M210 Defrost mode actuator	D 2
		M250 Panel/floor mode actuator	C 1
		R21 . Blower motor resistor	A 1



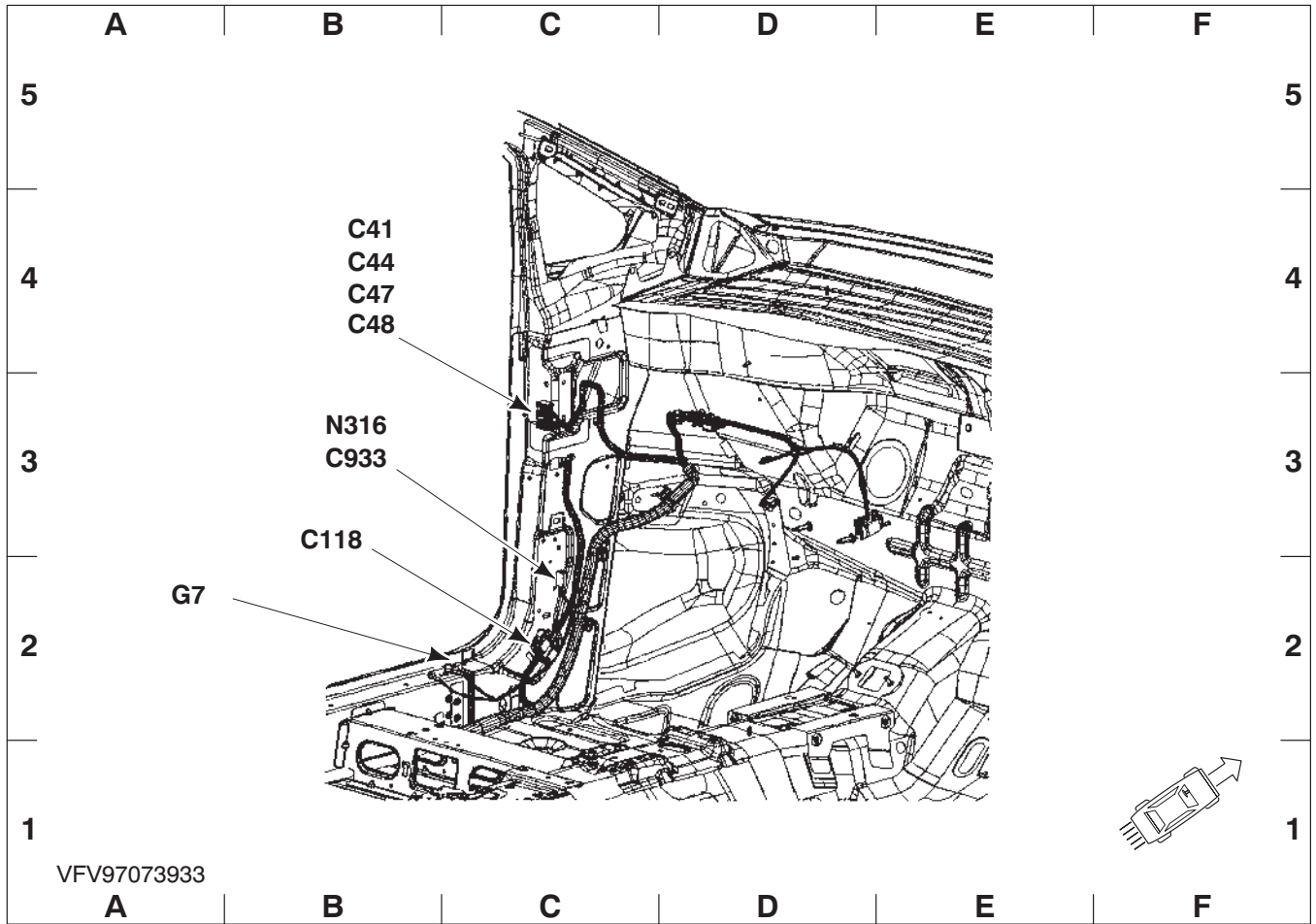
under centre console

A208 . Restraints Control Module (RCM)	E 5	C912	C 3
A208 . Restraints Control Module (RCM)	A 2	C912a	C 3
C426	E 5	C930	E 2
C426	A 2	N63 . . Parking brake switch	E 2
C429	E 5	O21 . . Power point, rear	C 3
C429	A 2	R42 . . Cigar lighter, front	C 3
C911	C 3		



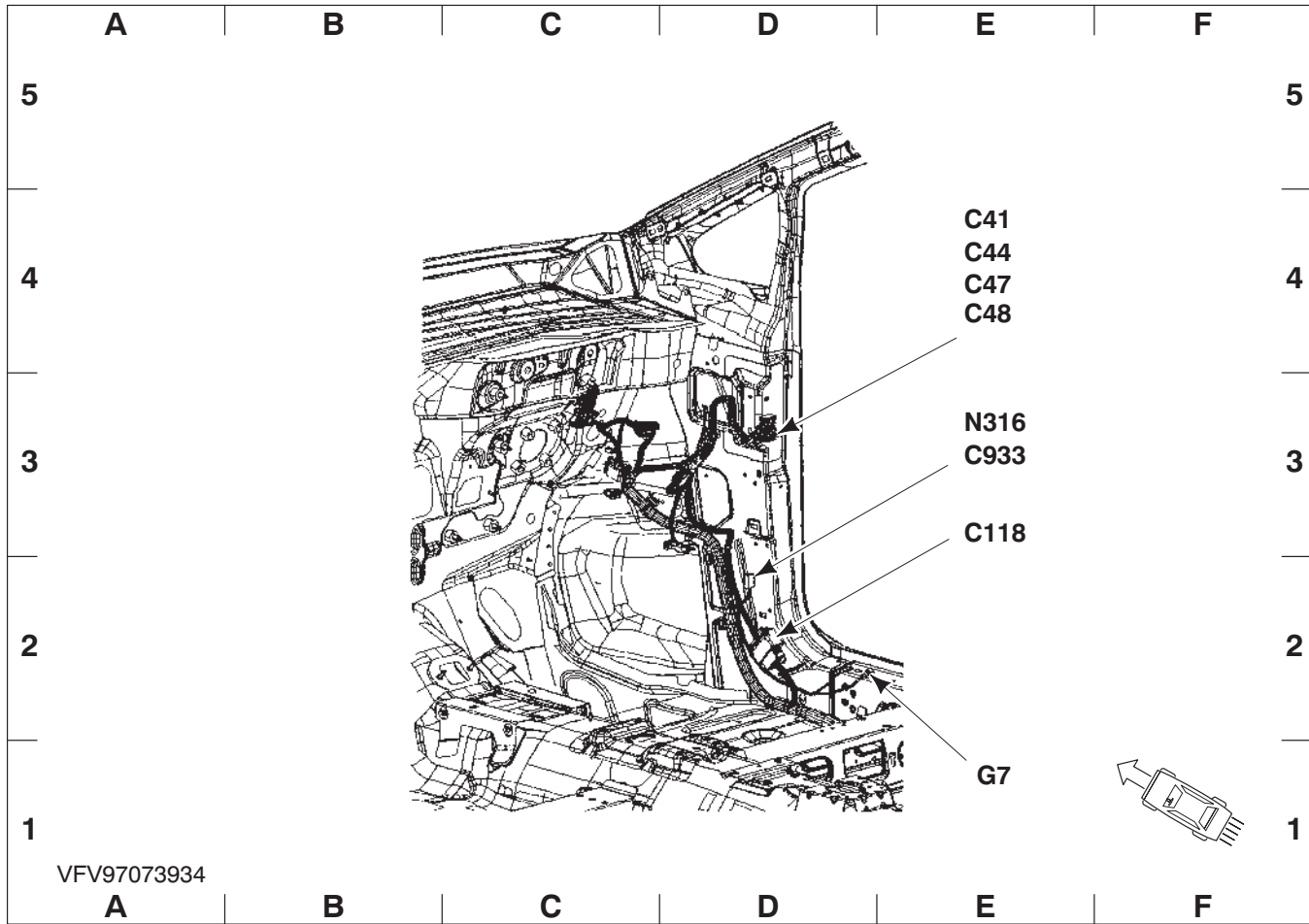
RH A-pillar, LHD

C43	E 4	C112	B 1
C49	E 4	C113	D 5
C50	E 4	G19	E 3
C51	E 4	G20	E 3
C111	E 3		



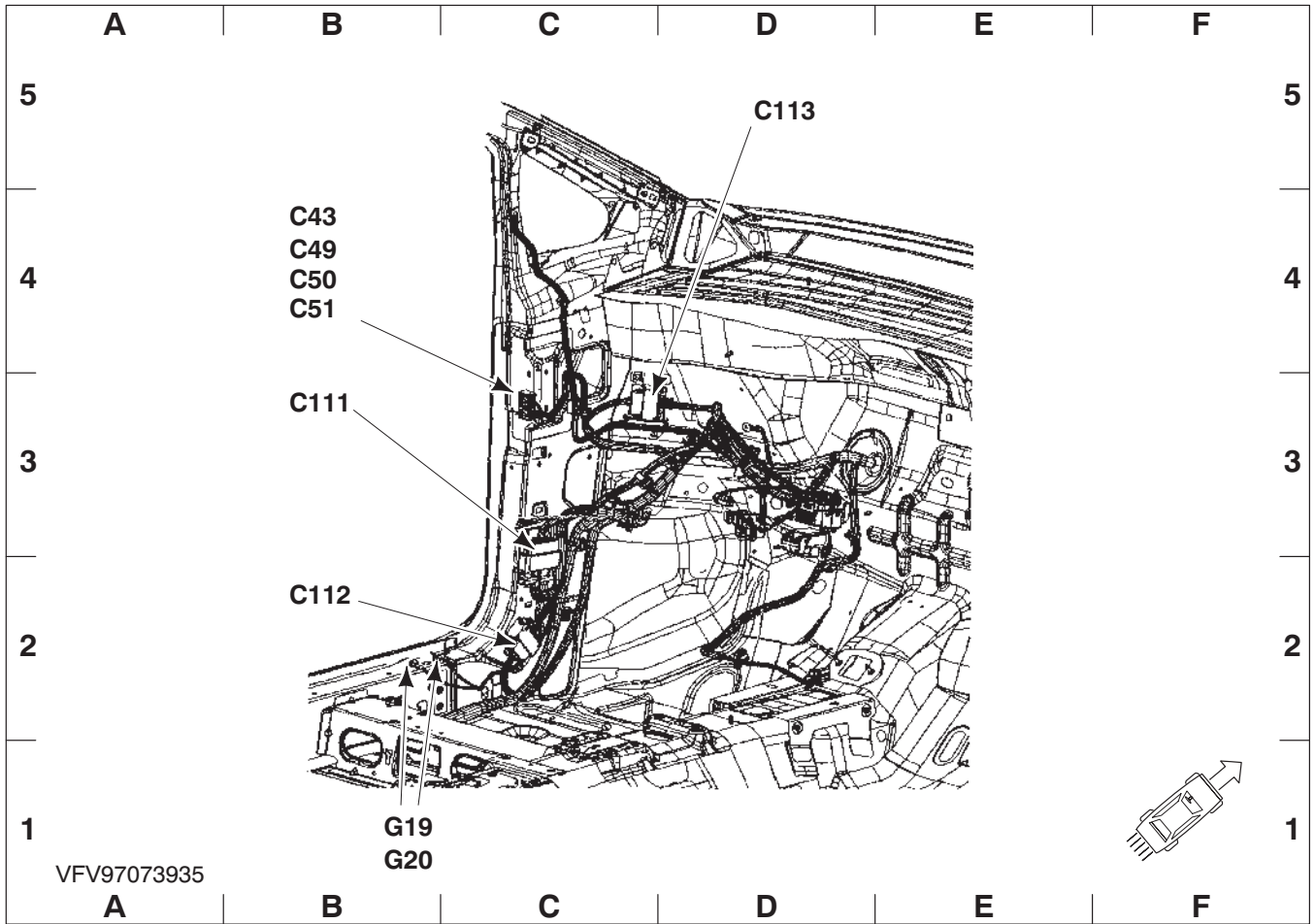
LH A-pillar, LHD

C41	B 4	C118	B 3
C44	B 4	C933	B 3
C47	B 4	G7	A 2
C48	B 4	N316 . Inertia Fuel Shutoff (IFS) switch	B 3



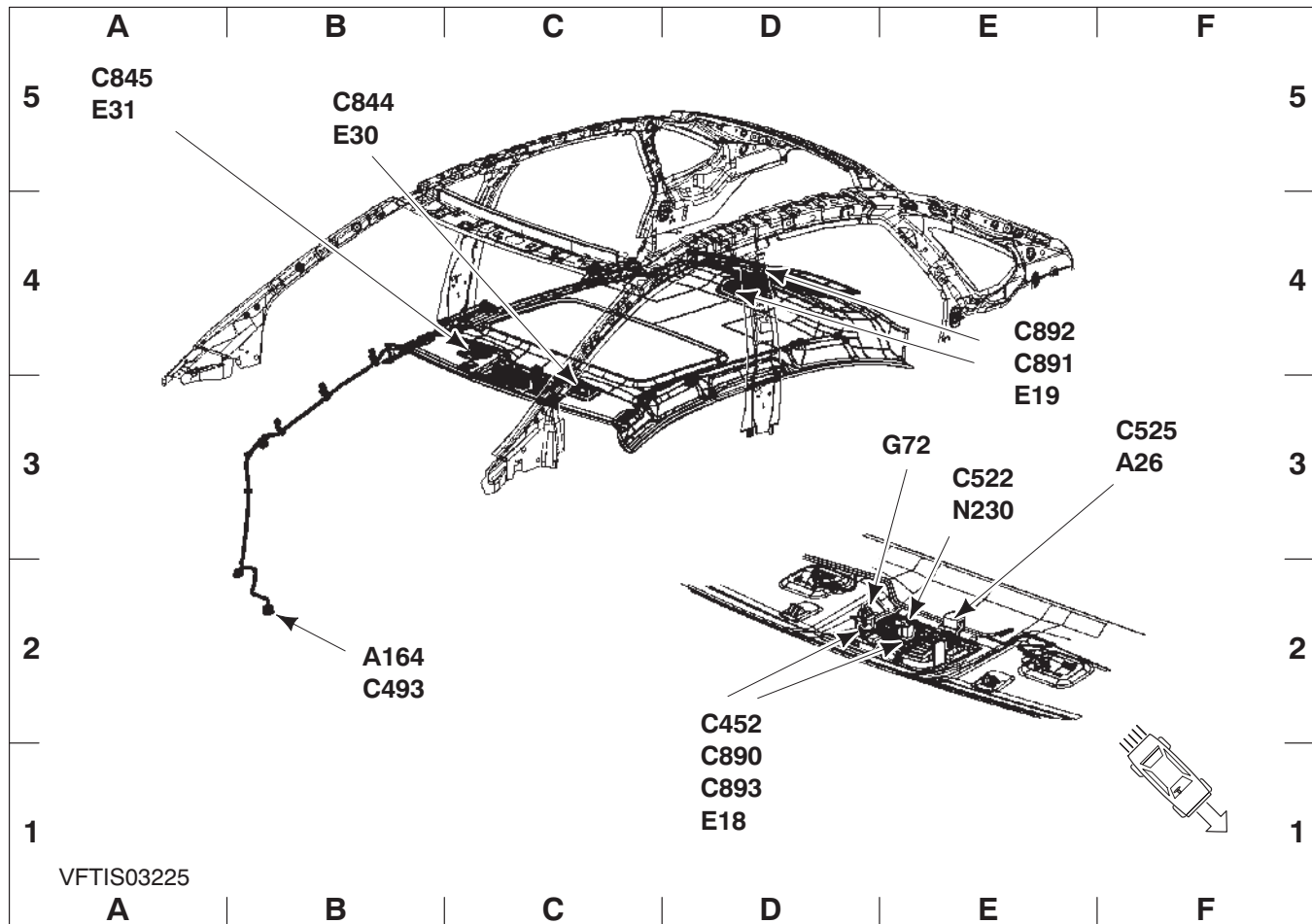
RH A-pillar, RHD

C41	E 4	C118	E 3
C44	E 4	C933	E 3
C47	E 4	G7	E 1
C48	E 4	N316 . Inertia Fuel Shutoff (IFS) switch	E 3



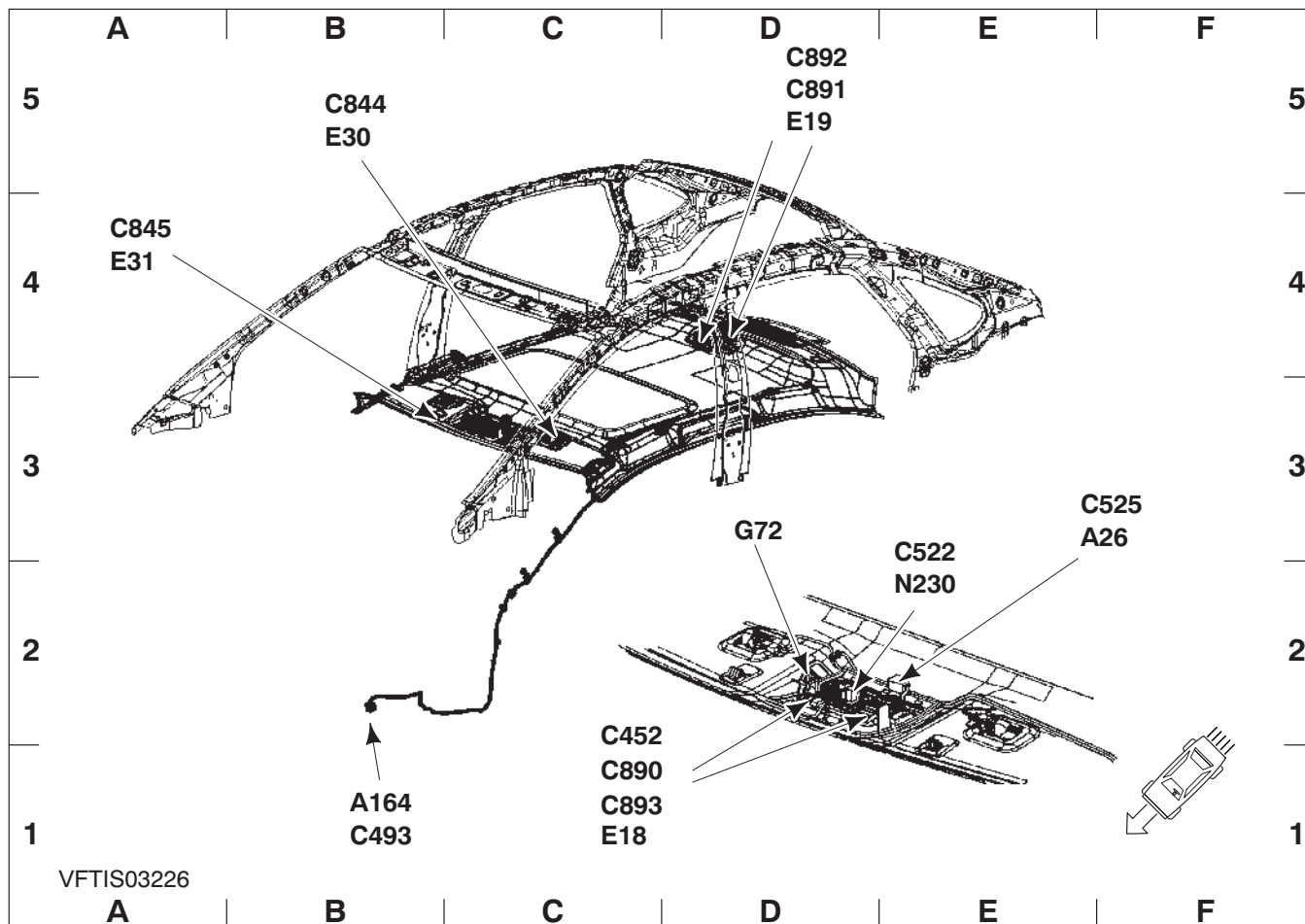
LH A-pillar, RHD

C43	B 4	C112	B 2
C49	B 4	C113	D 5
C50	B 4	G19	B 1
C51	B 4	G20	B 1
C111	B 3		



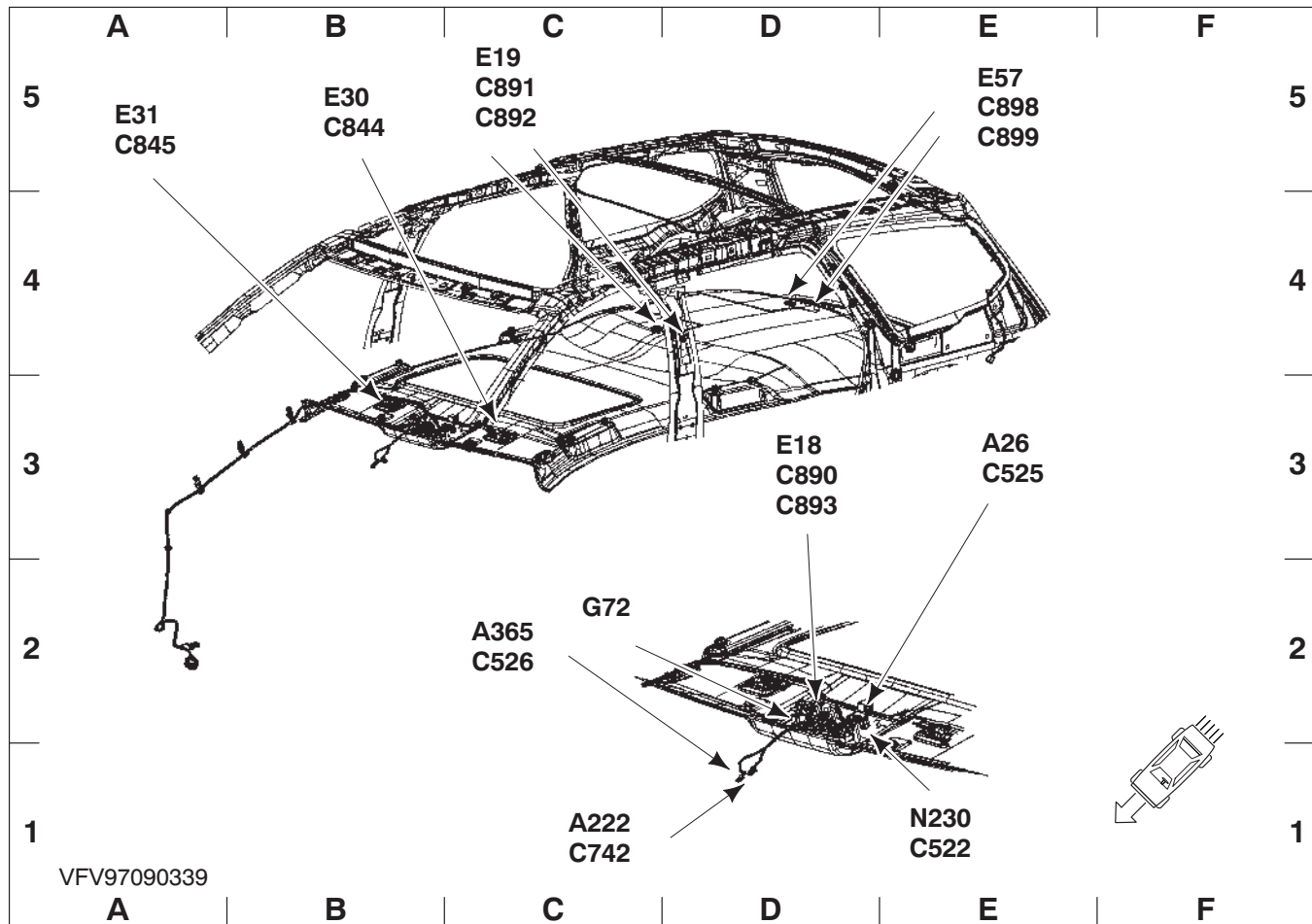
roof, LHD, 4-door model, 3-door model/5-door model

A26 . . . Roof opening panel module	F 3	C891	E 4
A164 . . . Microphone	B 2	C892	E 4
C452	D 2	C893	D 1
C493	B 2	E18 . . . Interior lamp, front	D 1
C522	E 3	E19 . . . Interior lamp, rear	E 3
C525	F 3	E30 . . . Vanity mirror lamp, LH side	B 5
C844	B 5	E31 . . . Vanity mirror lamp, RH side	A 5
C845	A 5	G72	E 3
C890	D 1	N230 . . . Roof opening panel control switch	E 3



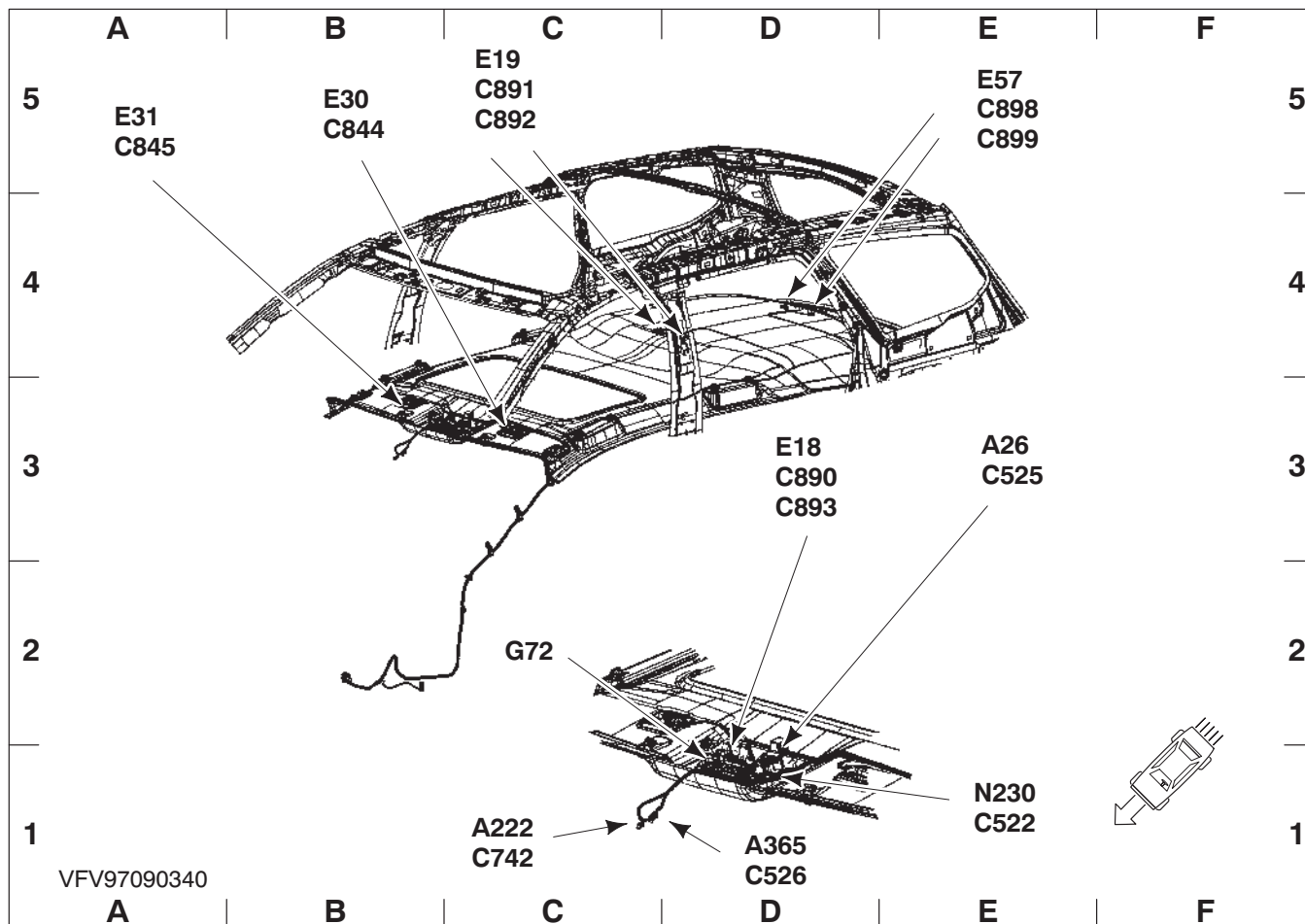
roof, RHD, 4-door model, 3-door model/5-door model

A26 . . . Roof opening panel module	F 3	C891	D 5
A164 . . . Microphone	B 1	C892	D 5
C452	C 2	C893	C 1
C493	B 1	E18 . . . Interior lamp, front	C 1
C522	E 3	E19 . . . Interior lamp, rear	D 5
C525	F 3	E30 . . . Vanity mirror lamp, LH side	B 5
C844	B 5	E31 . . . Vanity mirror lamp, RH side	A 4
C845	A 4	G72	D 3
C890	C 1	N230 . . . Roof opening panel control switch	E 2



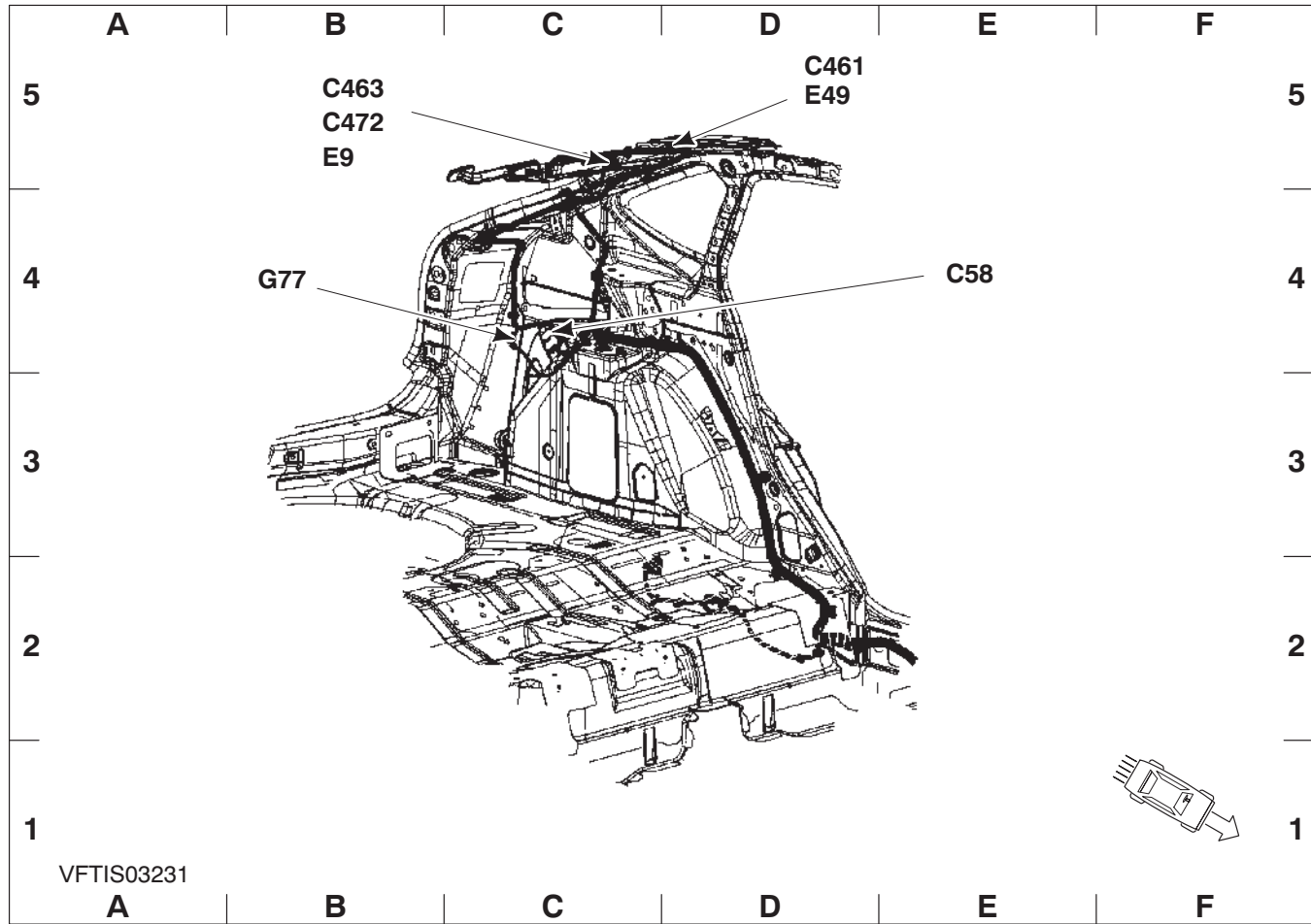
roof, LHD, wagon

A26 . . . Roof opening panel module	E 3	C892	C 5
A222 . . . Auto-dimming interior mirror	C 1	C893	D 3
A365 . . . Autolamps/rain sensor module	C 2	C898	E 5
C522	E 1	C899	E 5
C525	E 3	E18 . . . Interior lamp, front	D 3
C526	C 2	E19 . . . Interior lamp, rear	C 5
C742	C 1	E30 . . . Vanity mirror lamp, LH side	B 5
C844	B 5	E31 . . . Vanity mirror lamp, RH side	A 5
C845	A 5	E57 . . . Luggage compartment lamp	E 5
C890	D 3	G72	C 2
C891	C 5	N230 . . . Roof opening panel control switch	E 1



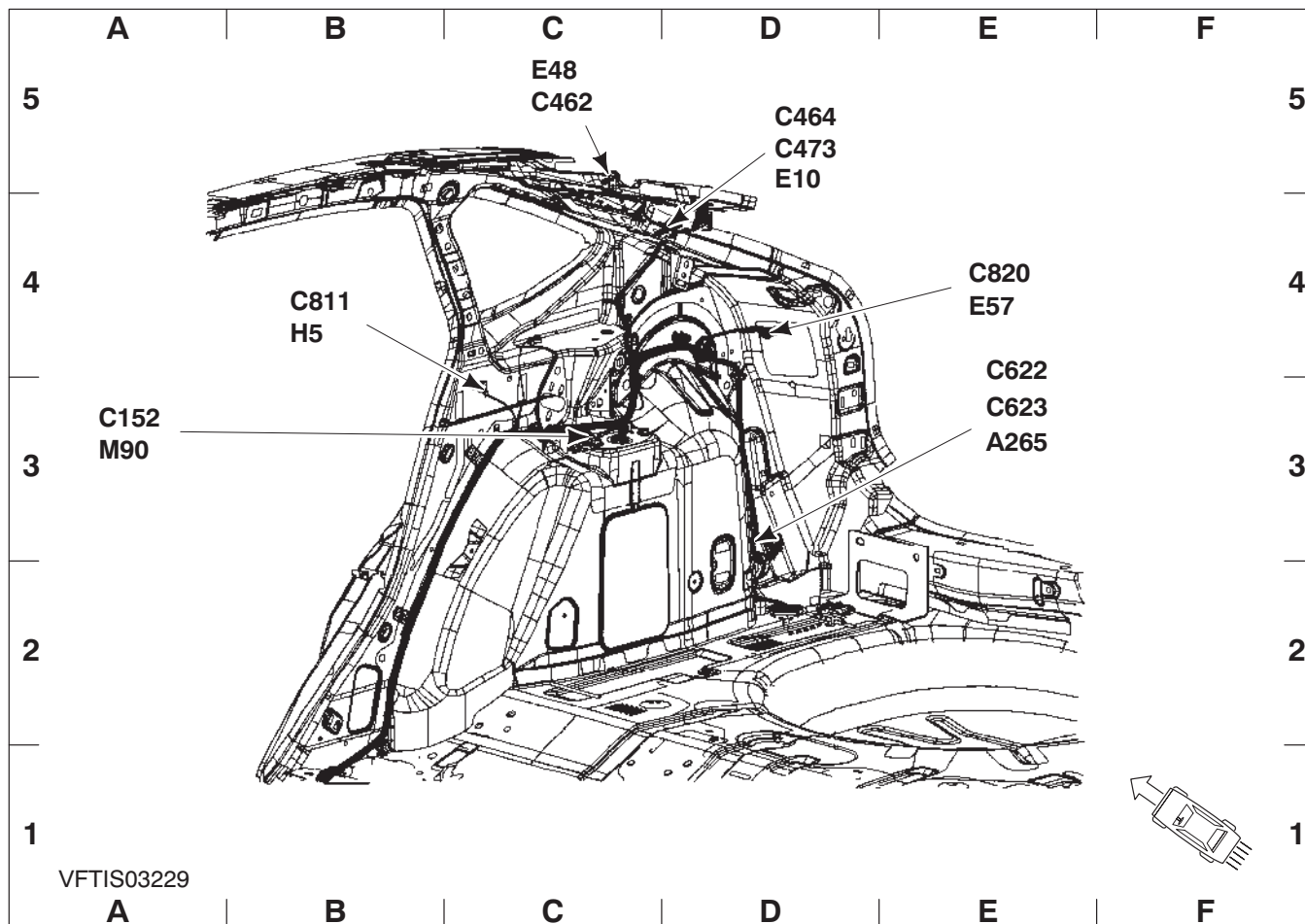
roof, RHD, wagon

A26 . . . Roof opening panel module	E 3	C892	C 5
A222 . . . Auto-dimming interior mirror	C 1	C893	D 3
A365 . . . Autolamps/rain sensor module	D 1	C898	E 5
C522	E 1	C899	E 5
C525	E 3	E18 . . . Interior lamp, front	D 3
C526	D 1	E19 . . . Interior lamp, rear	C 5
C742	C 1	E30 . . . Vanity mirror lamp, LH side	B 5
C844	B 5	E31 . . . Vanity mirror lamp, RH side	A 5
C845	A 5	E57 . . . Luggage compartment lamp	E 5
C890	D 3	G72	C 2
C891	C 5	N230 . . . Roof opening panel control switch	E 1



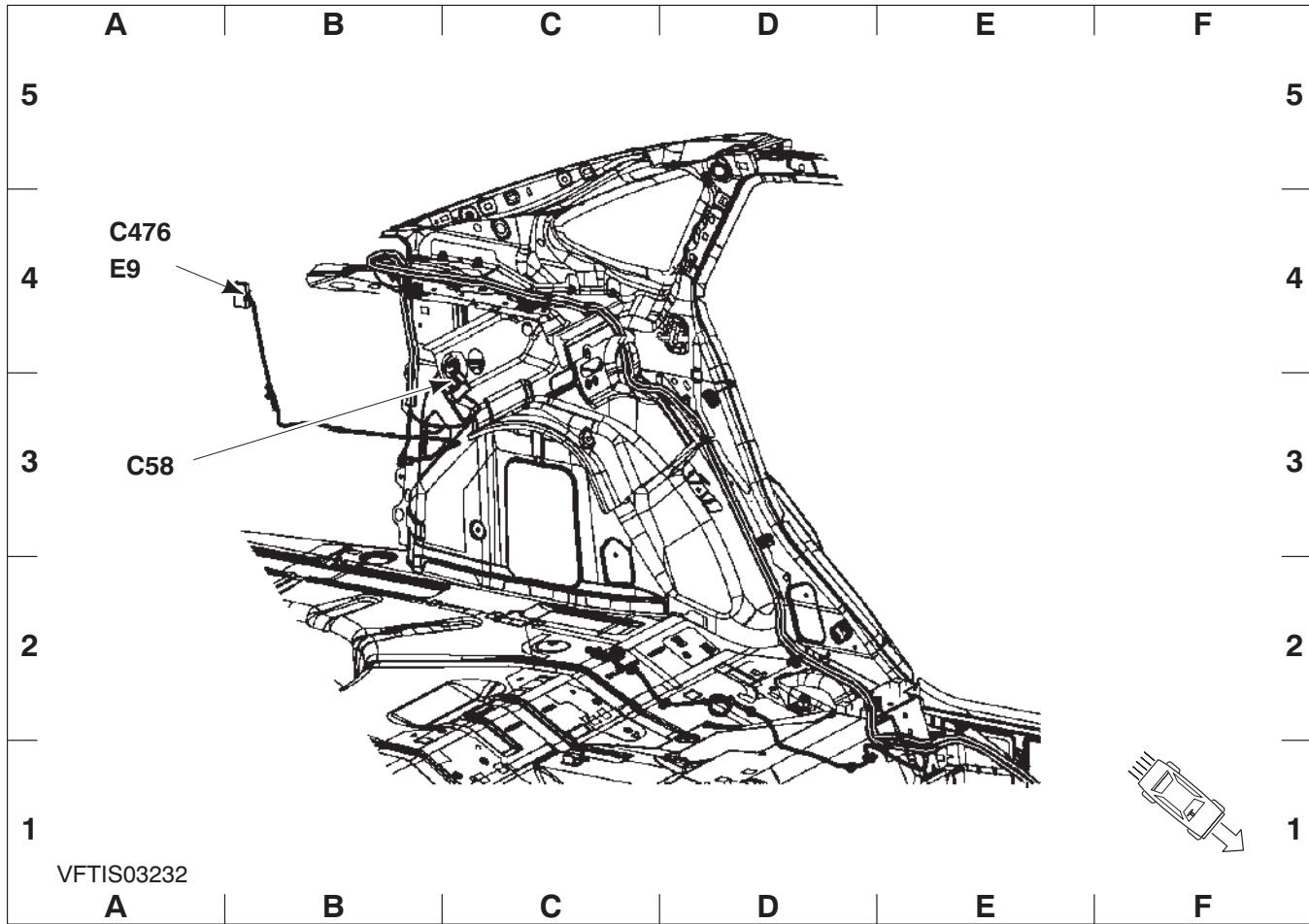
Luggage compartment, LH side, 3-door model/5-door model

C58	E 4	E9 ... Rear lamp assembly, LH side	B 5
C461	D 5	E49 .. Turn signal lamp, LH rear	D 5
C463	B 5	G77	B 4
C472	B 5		



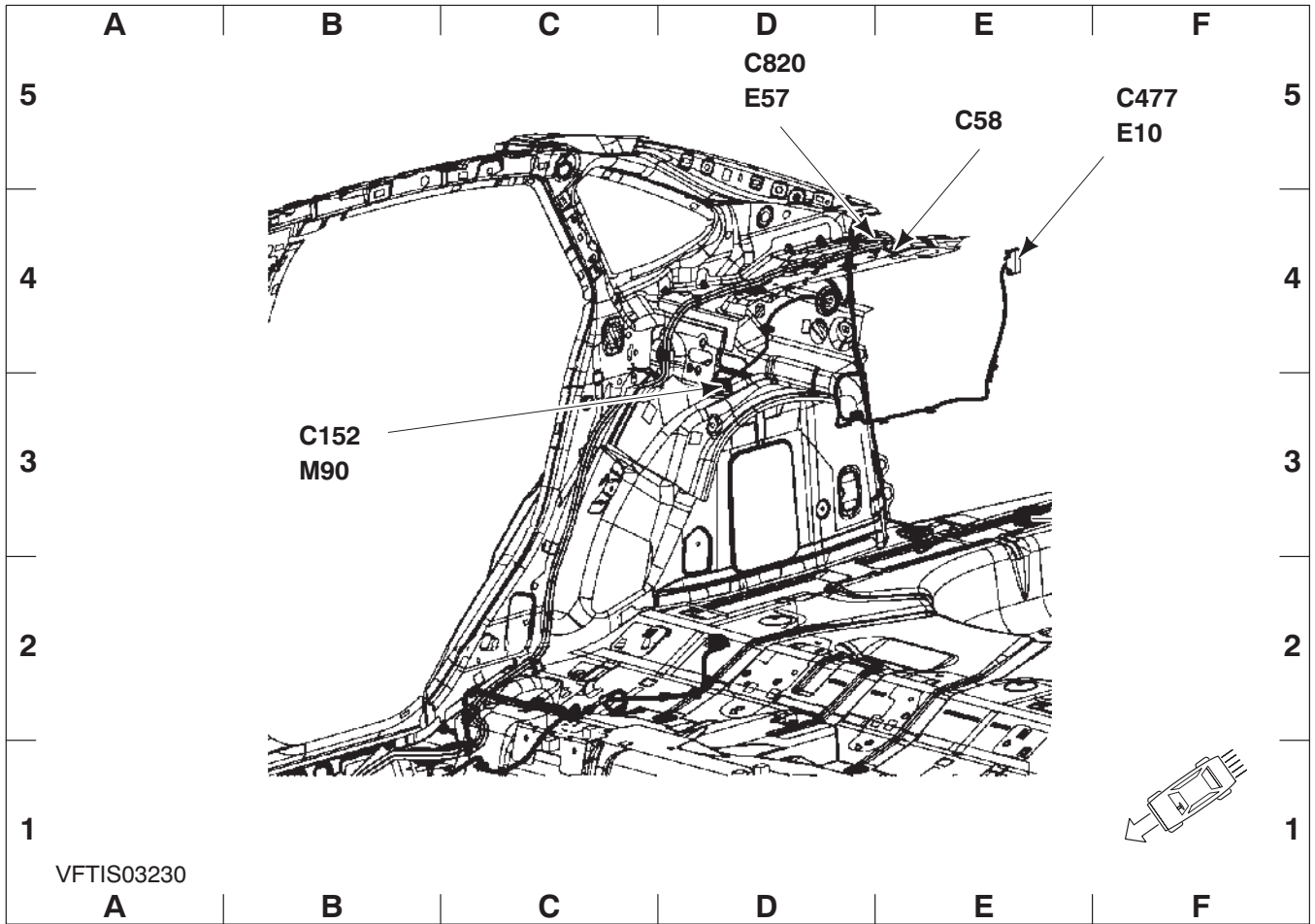
Luggage compartment, RH side, 3-door model/5-door model

A265 .	Parking aid module	E 3	C820	E 4
C152	A 3	E10 ..	Rear lamp assembly, RH side	D 5
C462	C 5	E48 ..	Turn signal lamp, RH rear	C 5
C464	D 5	E57 ..	Luggage compartment lamp	E 4
C473	D 5	G70	E 3	
C622	E 4	H5 ...	Anti-theft alarm horn	B 4
C623	E 3	M90 .	Fuel filler door lock motor	A 3
C811	B 4				



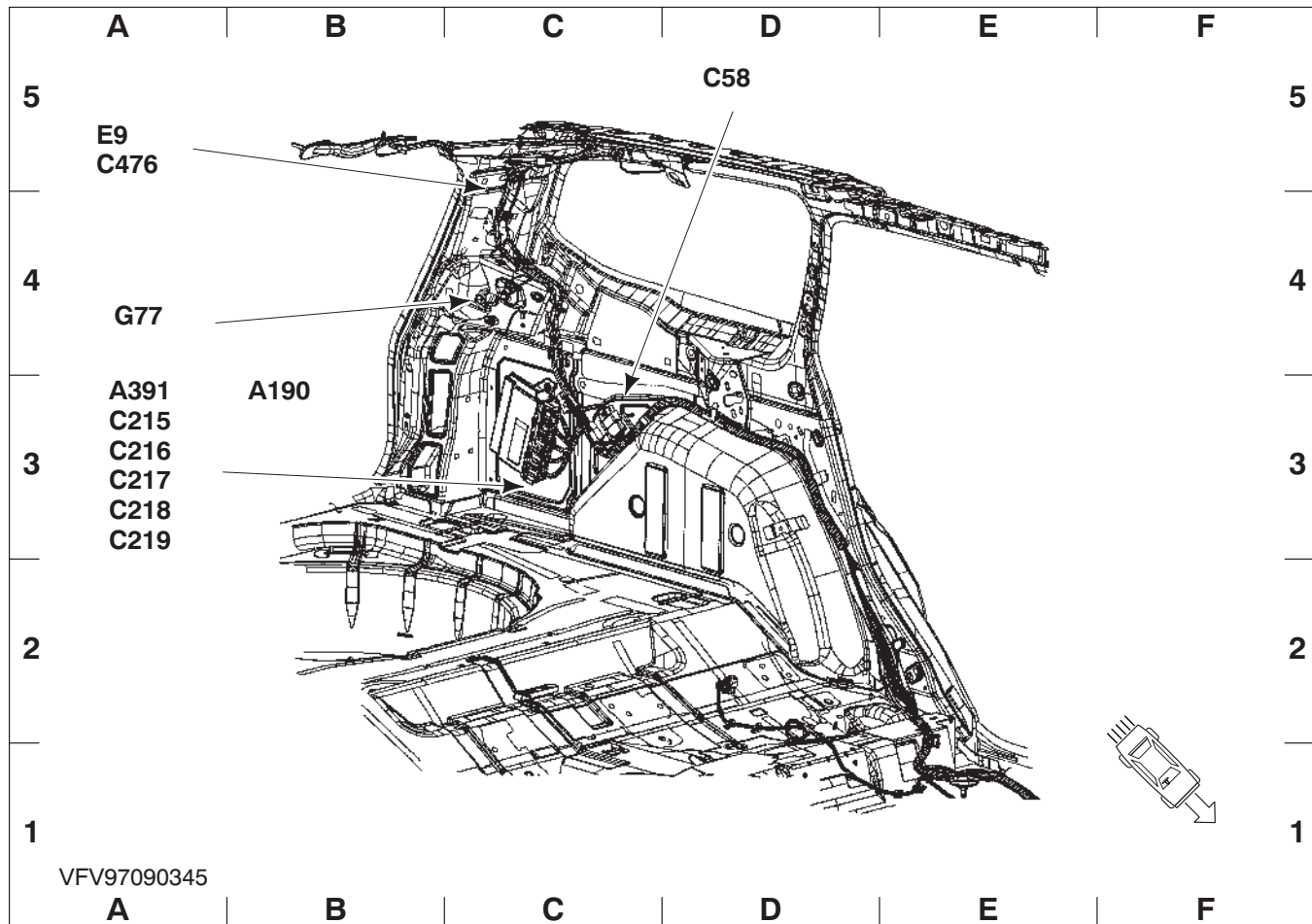
Luggage compartment, LH side, 4-door model

- | | | | |
|------------|-----|--|-----|
| C58 | A 3 | E9 ... Rear lamp assembly, LH side | A 4 |
| C476 | A 4 | | |



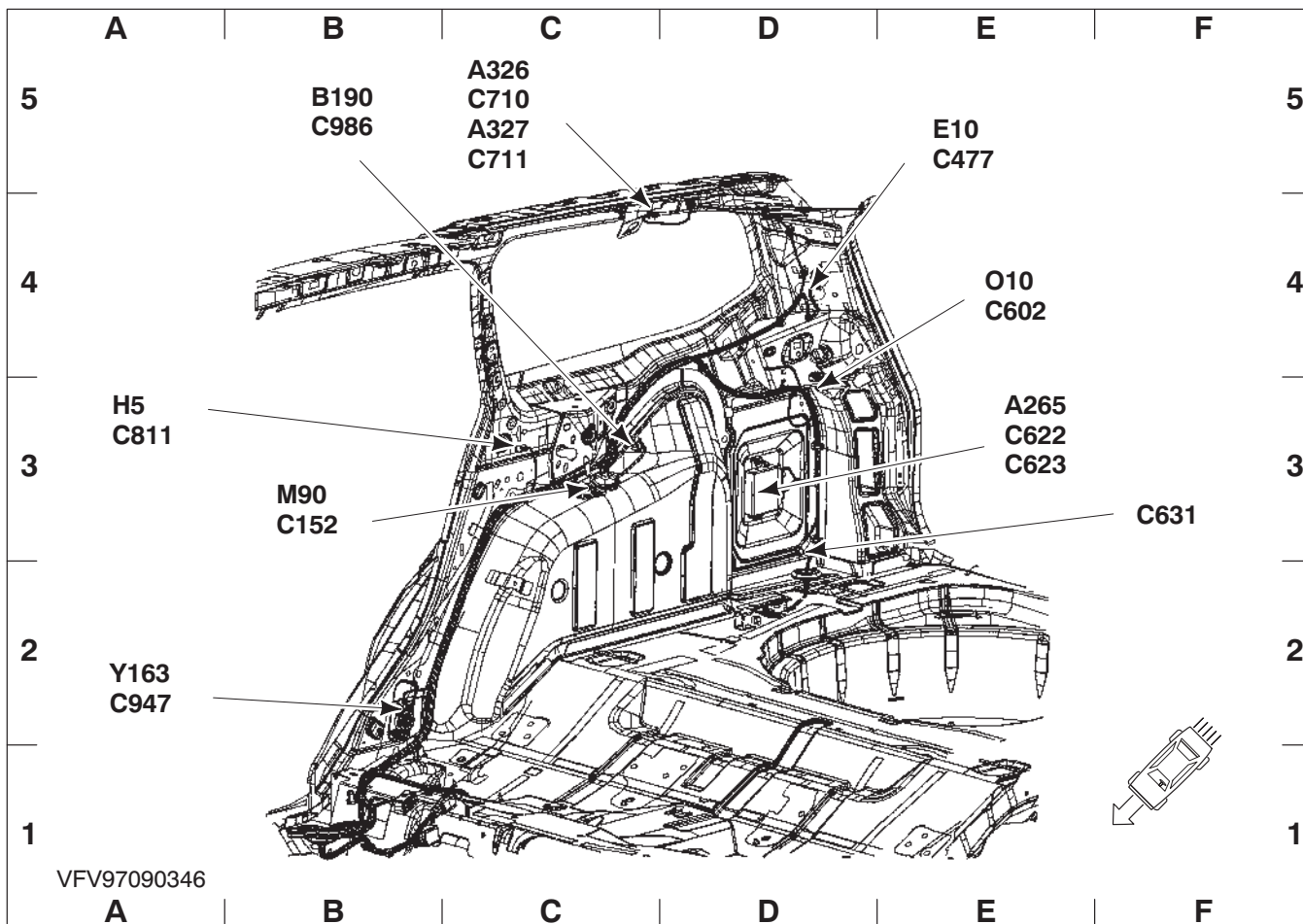
Luggage compartment, RH side, 4-door model

C58	E 5	E10 ..	Rear lamp assembly, RH side	F 5
C152	B 3	E57 ..	Luggage compartment lamp	D 5
C477	F 5	M90 .	Fuel filler door lock motor	B 3
C820	D 5			



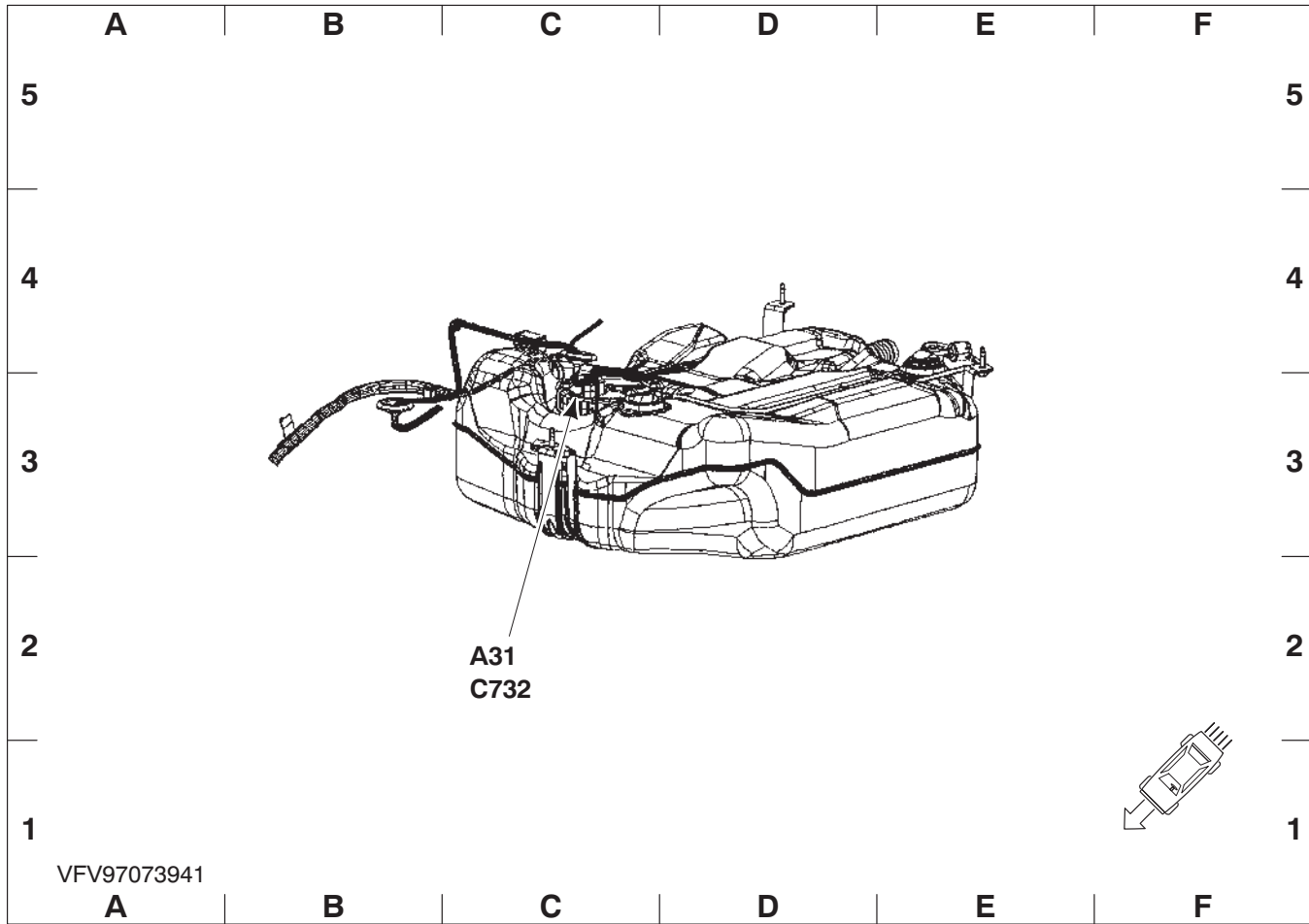
Luggage compartment, LH side, wagon

A190 . Remote keyless entry (RKE) module . . .	B 3	C218	A 3
A391 . Keyless vehicle module	A 3	C219	A 3
C58	D 5	C476	A 5
C215	A 3	E9 . . . Rear lamp assembly, LH side	A 5
C216	A 3	G77	A 4
C217	A 3		



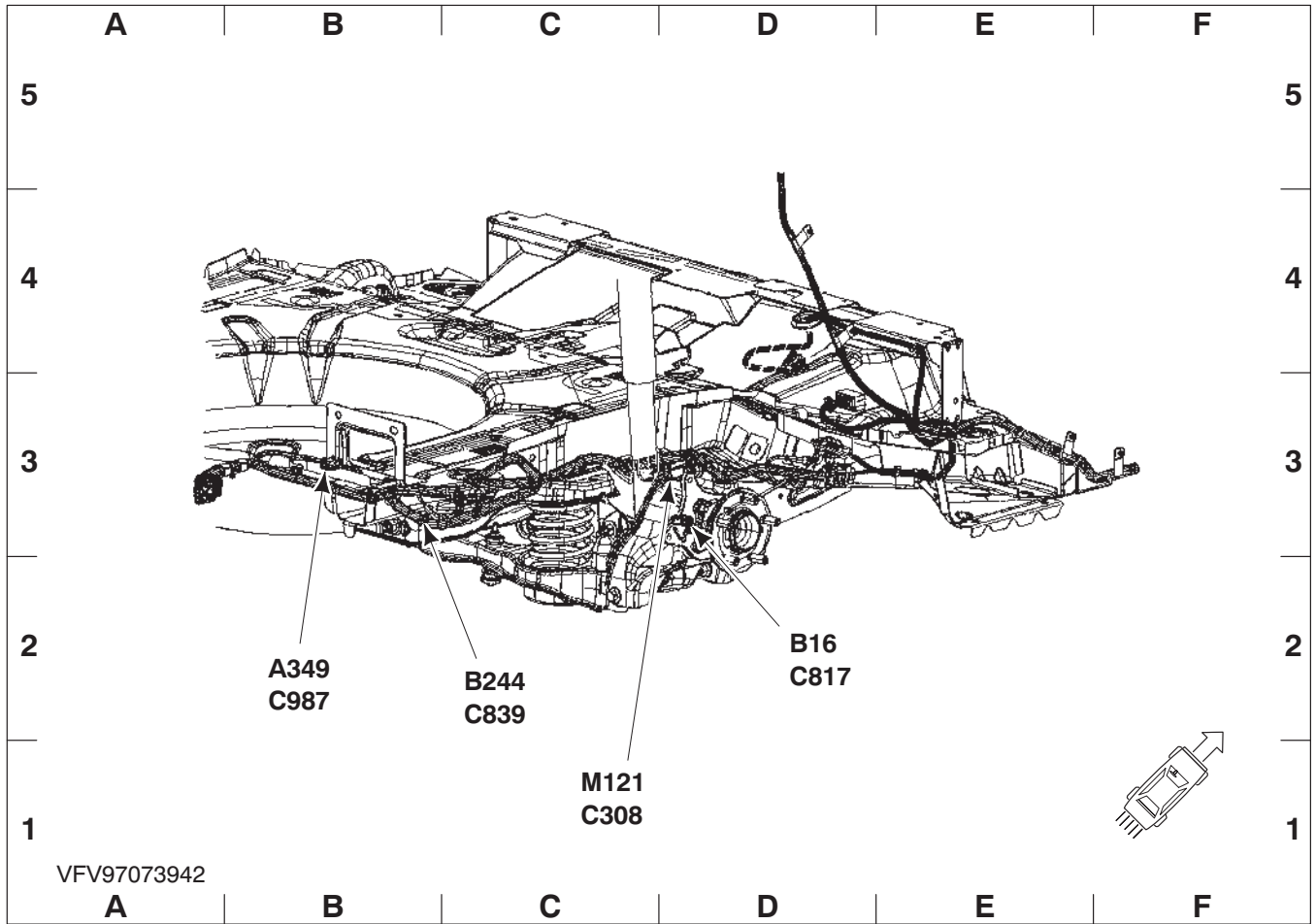
Luggage compartment, RH side, wagon

A265 .	Parking aid module	E 3	C710	C 5	
A326 .	Side head air bag module, driver	C 5	C711	C 5	
A327 .	Side head air bag module, passenger	...	C 5	C811	A 3	
B190 .	Fuel tank filler cap sensor	B 5	C947	A 2	
C152	B 3	C986	B 5	
C477	E 5	E10 ..	Rear lamp assembly, RH side	E 5
C602	E 4	H5 ...	Anti-theft alarm horn	A 3
C622	E 3	M90 .	Fuel filler door lock motor	B 3
C623	E 3	O10 ..	Power point 2	E 4
C631	F 3	Y163 .	Parking aid speaker, rear	A 2



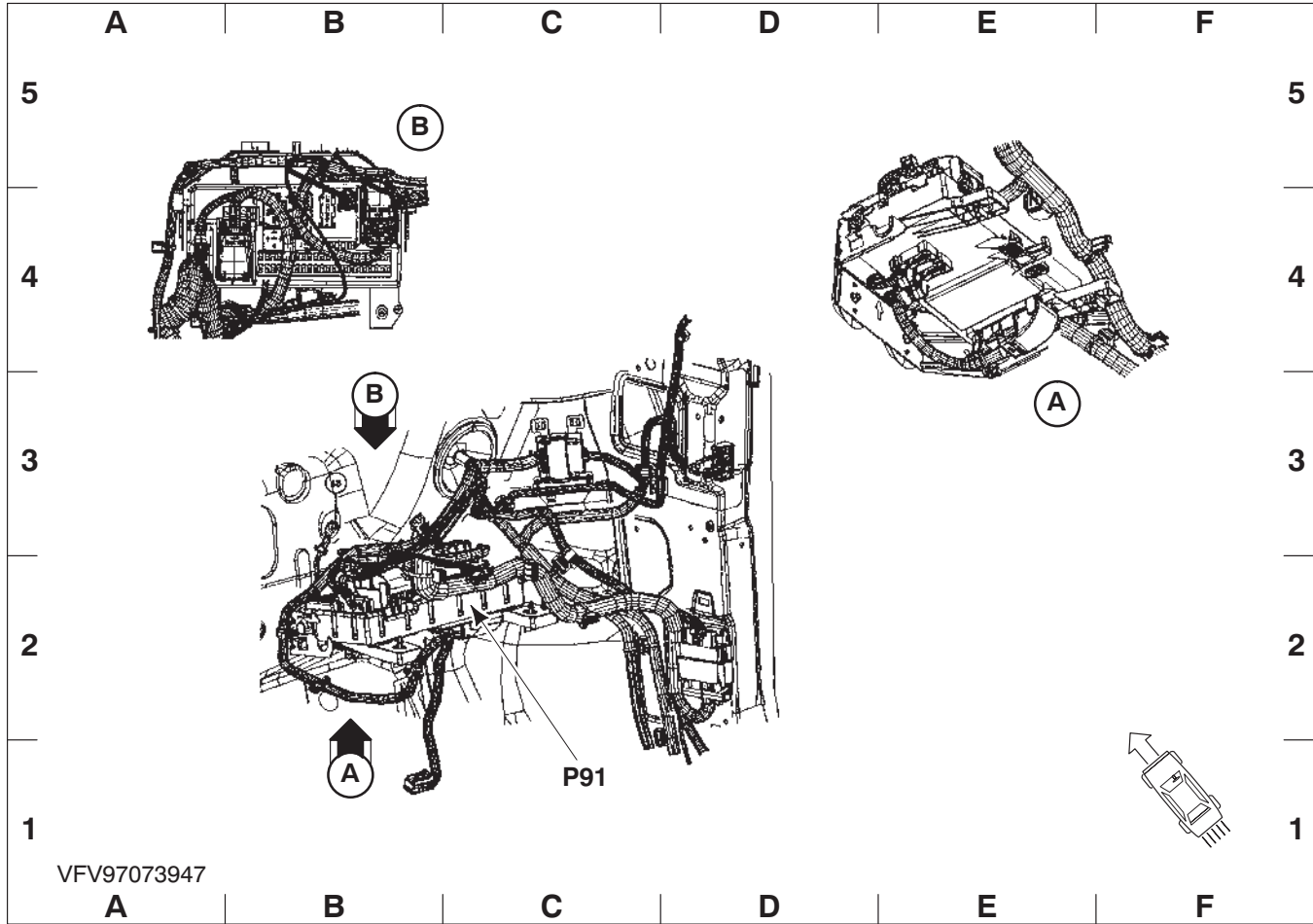
Fuel tank

A31 . . . Fuel tank unit	C 2	C732	C 2
------------------------------------	-----	----------------	-----



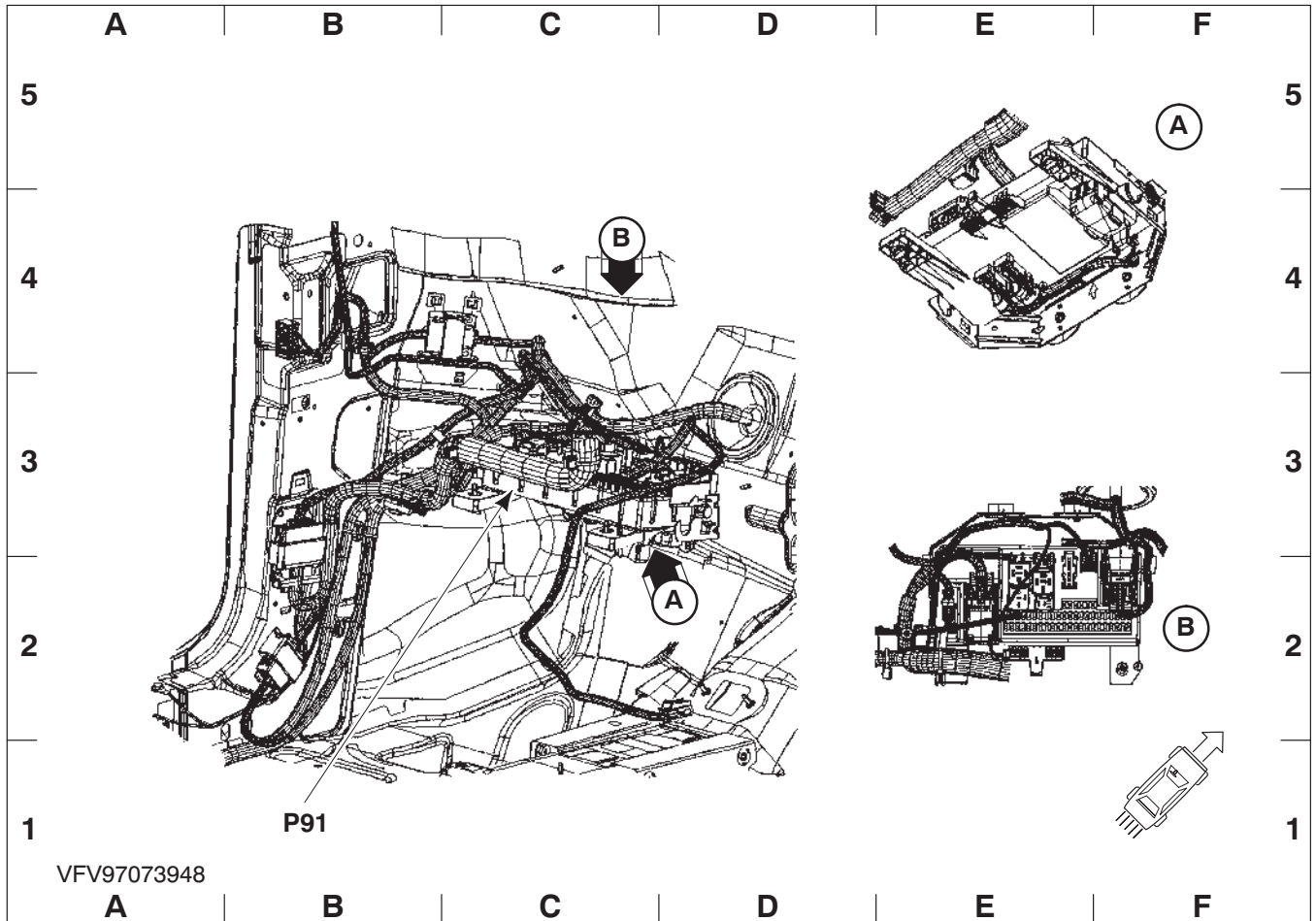
rear axle

A349 . Fuel additive system pump module	B 2	C817	D 2
B16 . . Wheel speed sensor, RH side rear	D 2	C839	C 2
B244 . Headlamp leveling sensor, rear	C 2	C987	B 2
C308	C 1	M121 Metering pump, additional heater	C 1



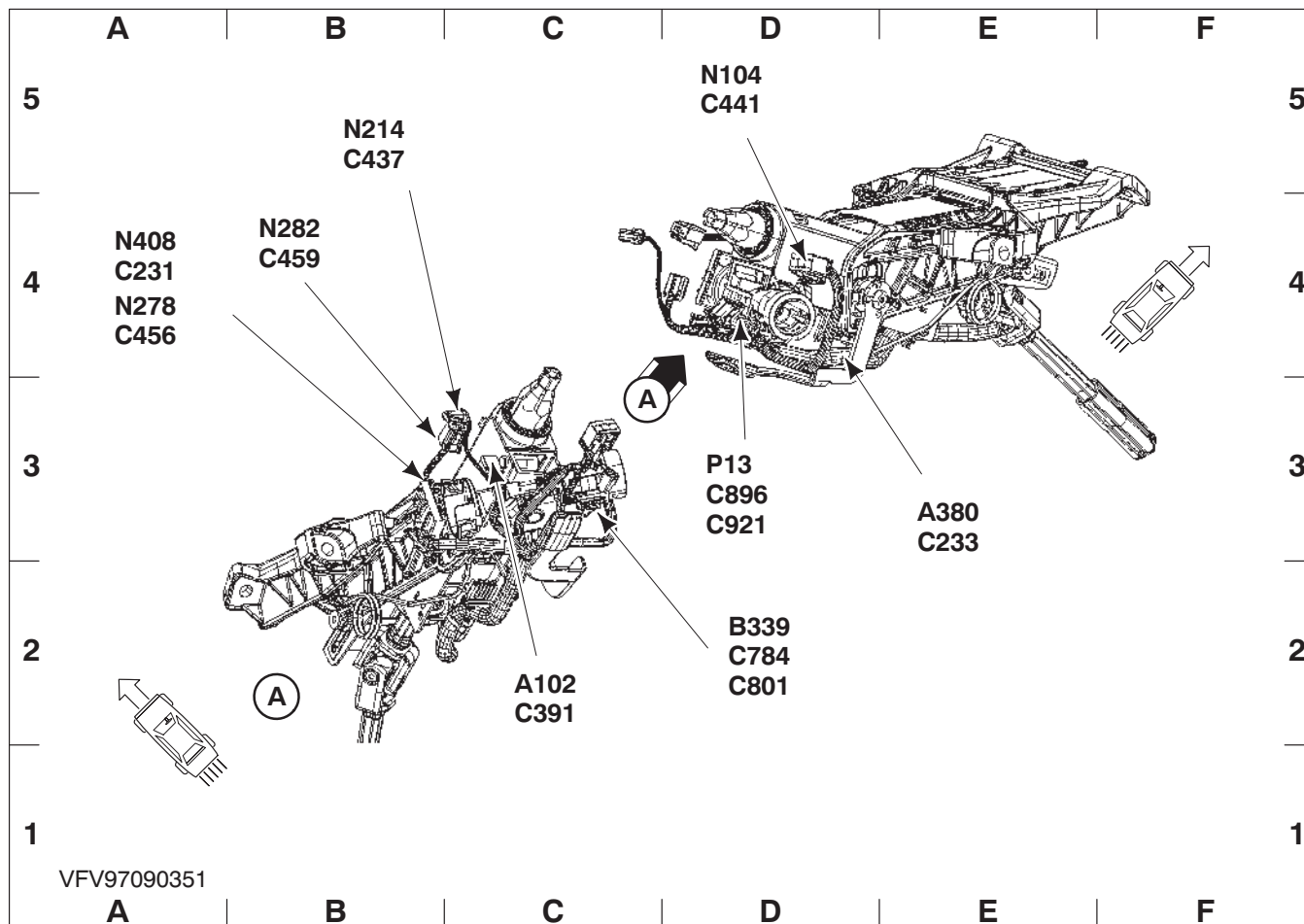
behind dash panel, RH side, LHD

P91 ... Central Junction Box (CJB) C 1



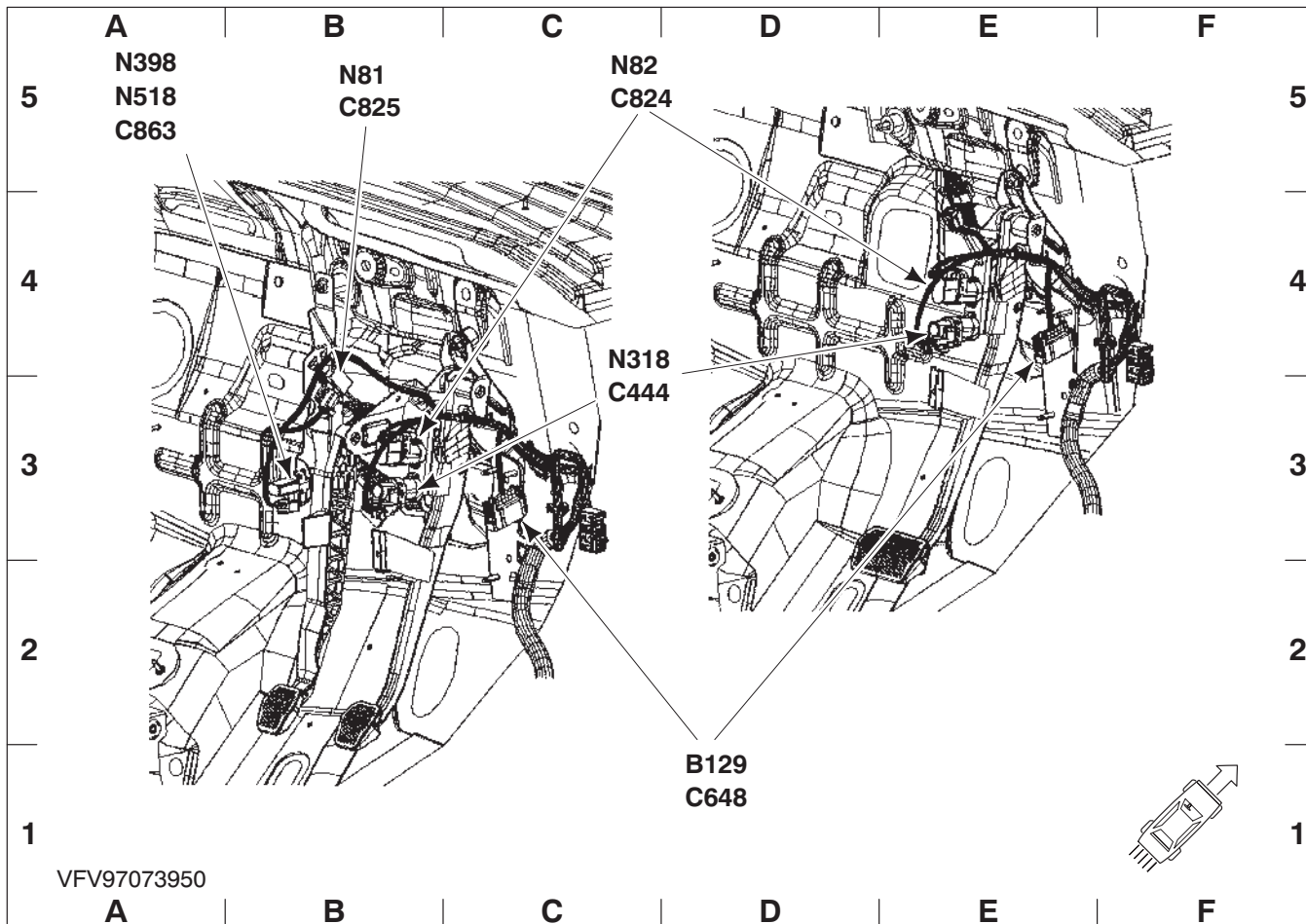
behind dash panel, LH side, RHD

P91 ... Central Junction Box (CJB) B 1



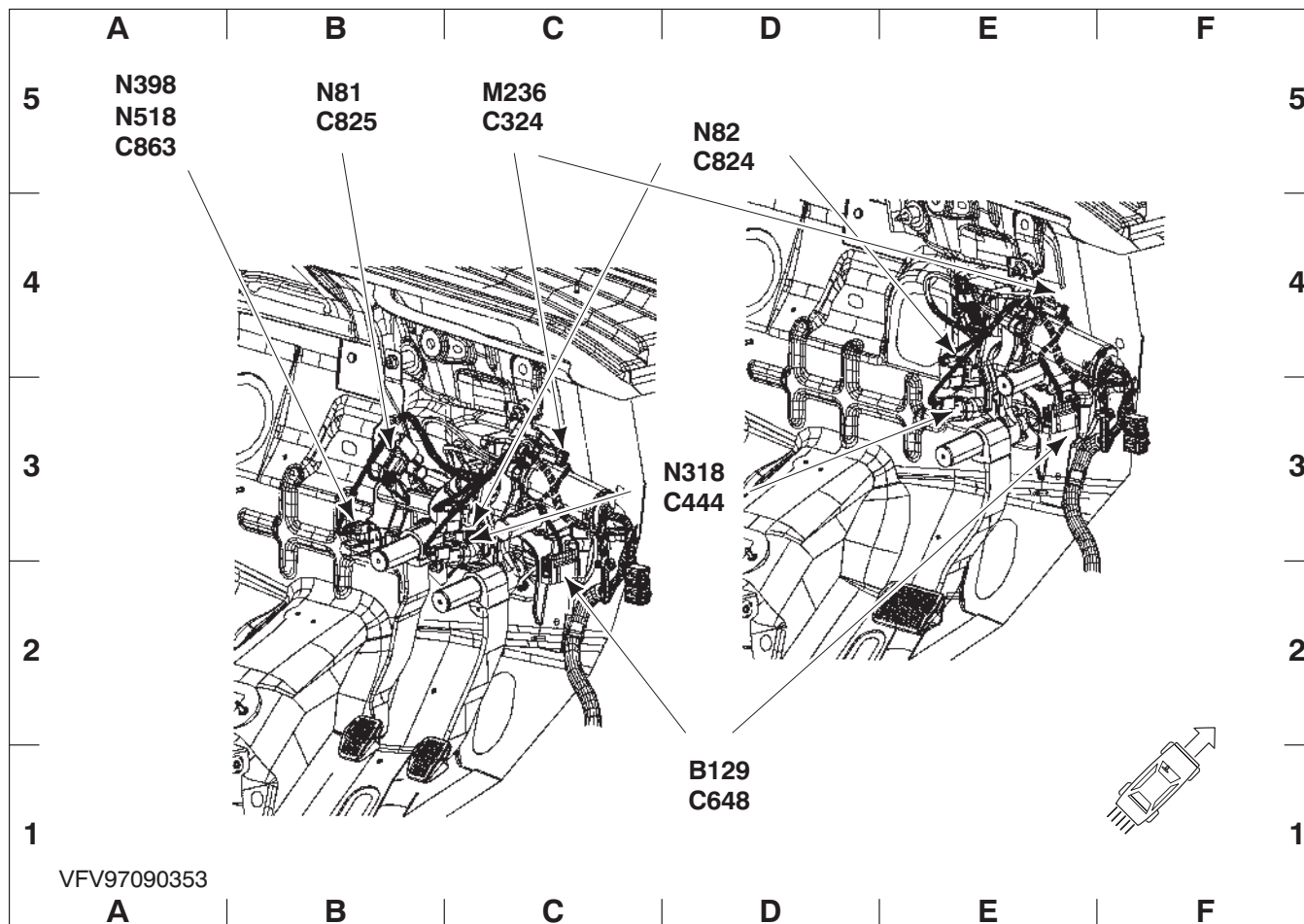
on steering column

A102 . Passive anti-theft system transceiver module	C 2	C784	D 2
A380 . Smart steering column device (SSCD) . .	E 3	C801	D 2
B339 . Steering wheel rotation sensor	D 2	C896	D 3
C231	A 4	C921	D 3
C233	E 3	N104 . Wiper/washer switch	D 5
C391	C 2	N214 . Radio remote control switch	B 5
C437	B 5	N278 . Ignition switch	A 4
C441	D 5	N282 . Steering column multifunction switch . .	B 4
C456	A 4	N408 . Steering column lock	A 4
C459	B 4	P13 . . Clock spring	D 3



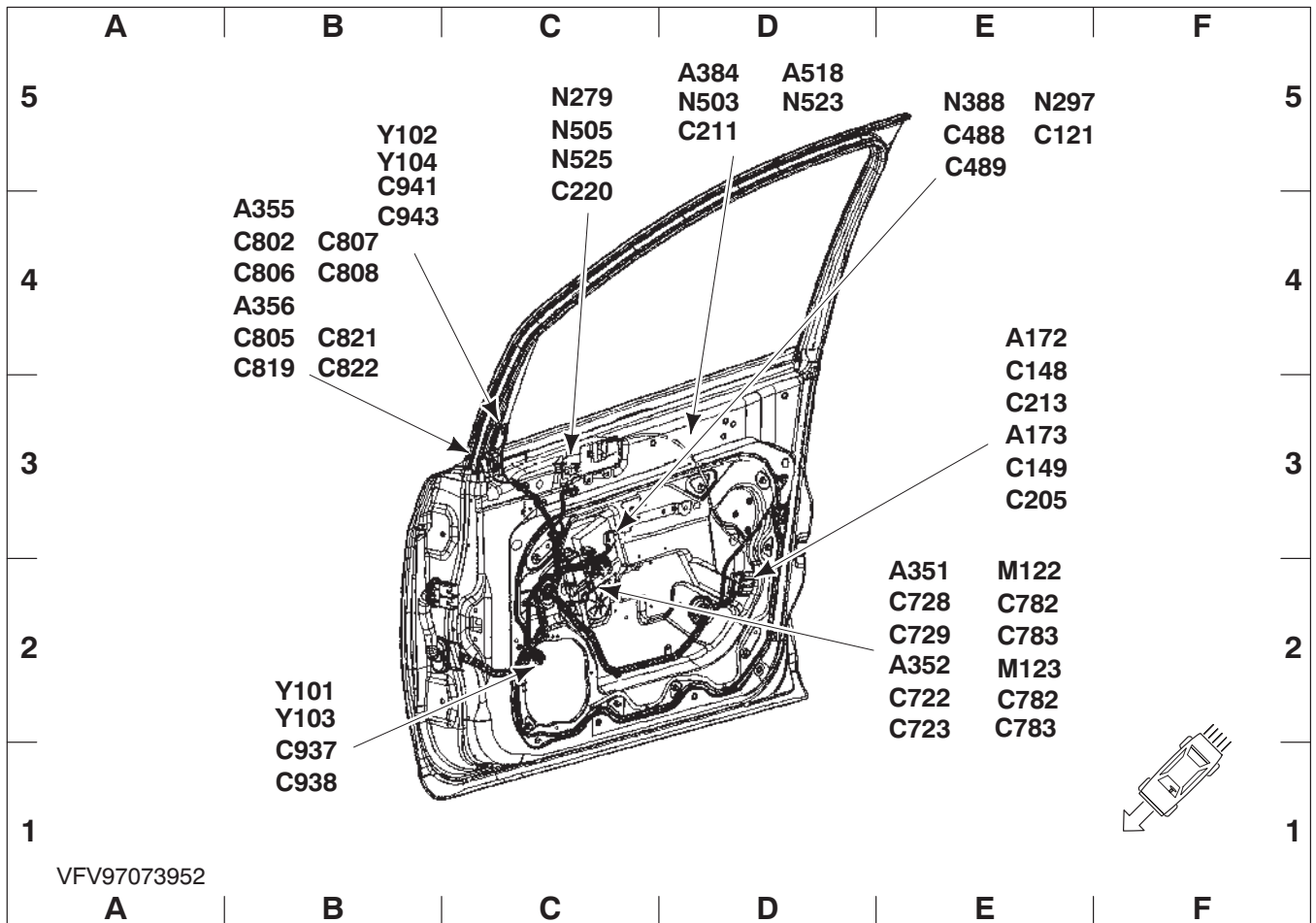
in footwell

B129 . Accelerator pedal position sensor	D 1	N82 . . Brake pedal position switch	C 5
C444	C 3	N318 . Stop lamp switch	C 4
C648	D 1	N398 . Keyless vehicle clutch pedal position	
C824	C 5	switch	A 5
C825	B 5	N518 . Remote keyless entry (RKE) clutch pedal	
C863	A 5	position switch	A 5
N81 . . Clutch pedal position switch	B 5		



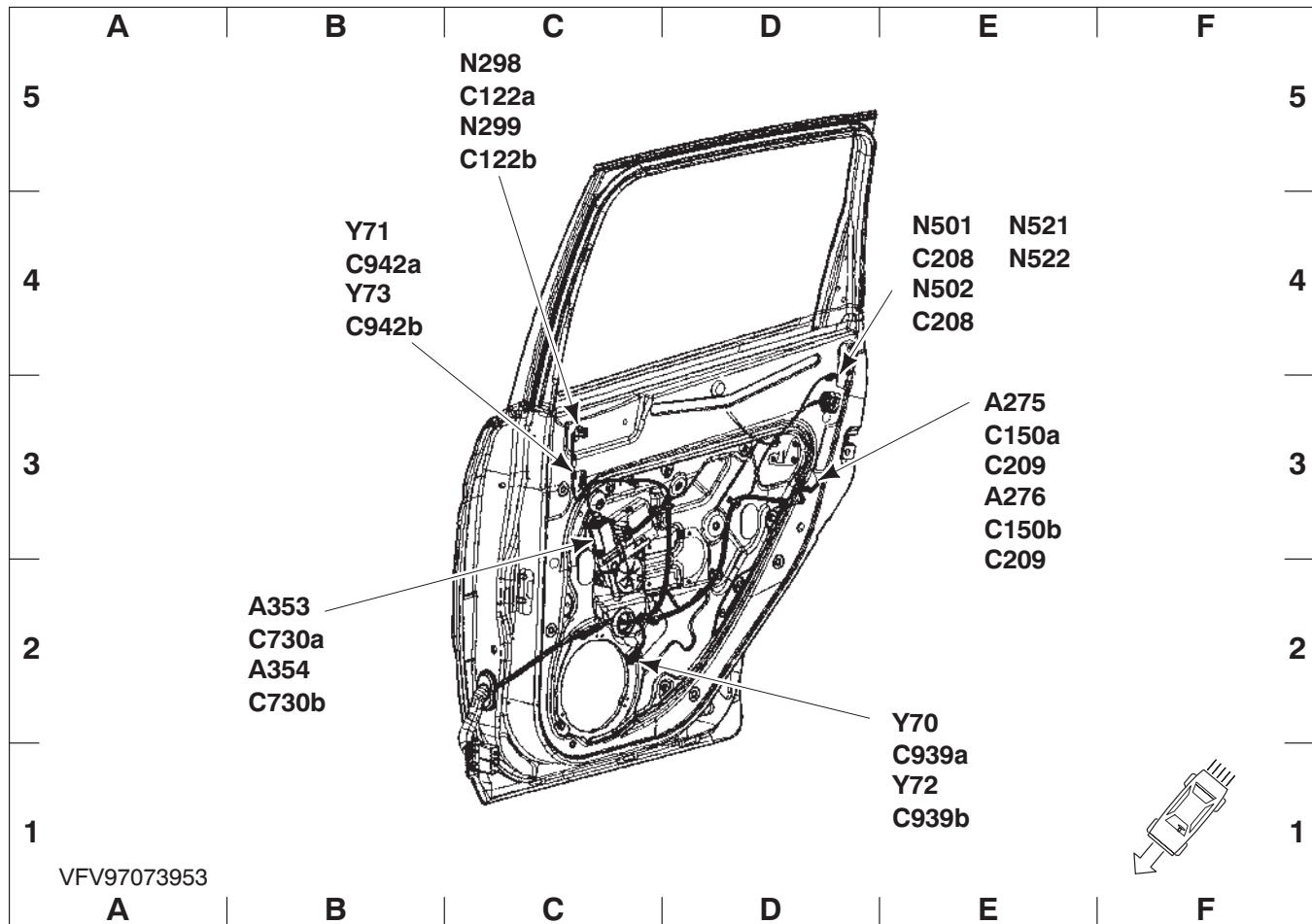
in footwell, with adjustable pedal

B129 . Accelerator pedal position sensor	D 1	N81 . . Clutch pedal position switch	B 5
C324	C 5	N82 . . Brake pedal position switch	D 5
C444	D 3	N318 . Stop lamp switch	D 3
C648	D 1	N398 . Keyless vehicle clutch pedal	
C824	D 5	position switch	A 5
C825	B 5	N518 . Remote keyless entry (RKE) clutch pedal	
C863	A 5	position switch	A 5
M236 Adjustable pedal motor	C 5		



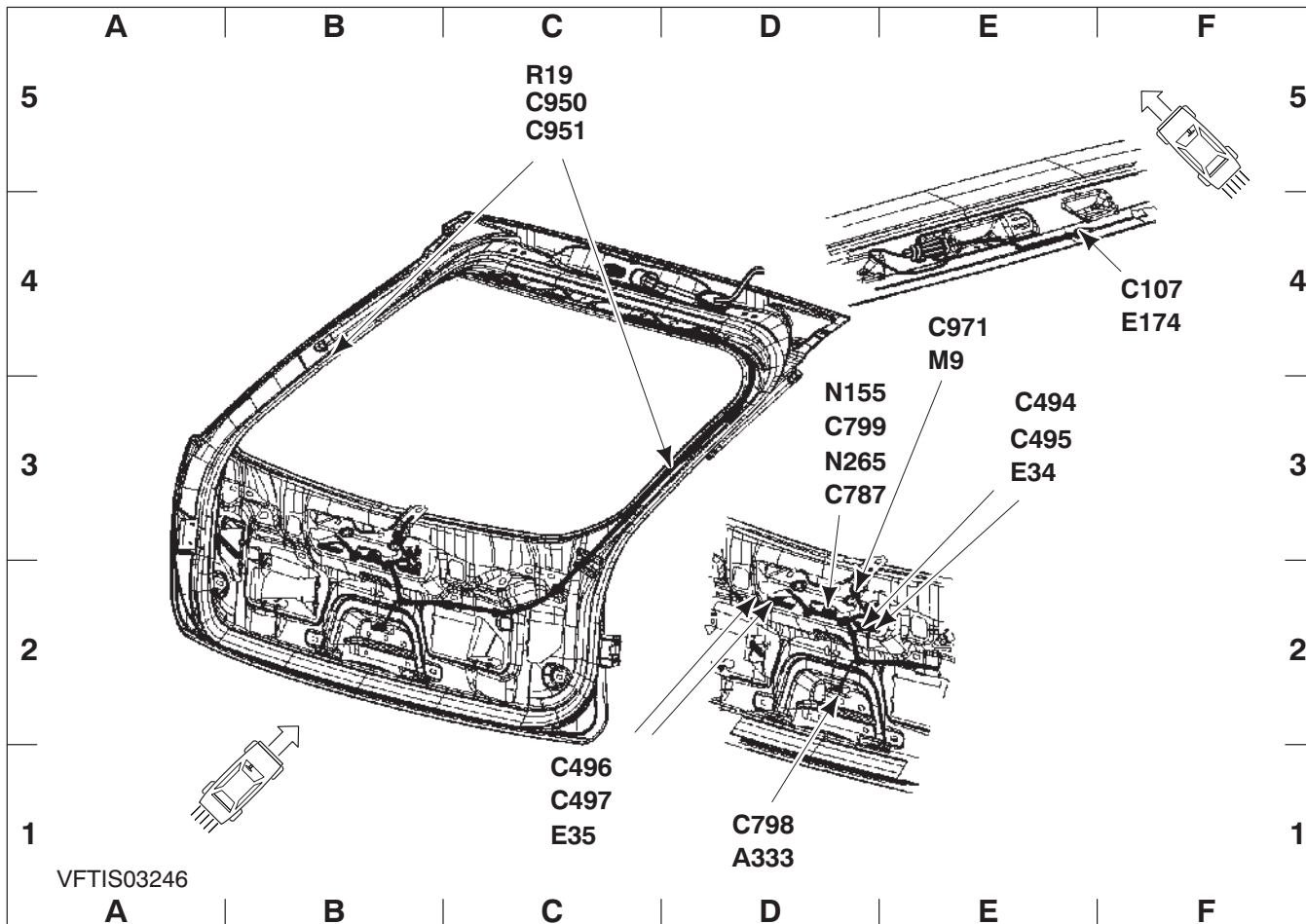
RH front door, LH similar

A172 ... Door lock unit, driver side front	E 4	C805	B 4
A173 ... Door lock unit, passenger side front	E 3	C806	B 4
A351 ... Door control module, driver	E 2	C807	B 4
A352 ... Door control module, passenger	E 2	C808	B 4
A355 ... Exterior mirror, driver side	B 4	C819	B 4
A356 ... Exterior mirror, passenger side	B 4	C821	B 4
A384 ... Keyless vehicle antenna, LH front door	D 5	C822	B 4
A518 ... Remote keyless entry (RKE) antenna, LH front door	D 5	C937	B 1
	D 5	C938	B 1
C121	E 5	C941	B 4
C148	E 4	C943	B 4
C149	E 3	M122 .. Window regulator motor, driver side front	E 2
C205	E 3	M123 .. Window regulator motor, passenger side front	E 2
C211	D 5	N279 ... Power mirror fold switch	C 5
C213	E 3	N297 ... Window control switch, passenger side front	E 5
C220	C 4	N388 ... Window control/power mirror adjust switch, driver	E 5
C488	E 5	N503 ... Keyless vehicle door lock switch, driver	D 5
C489	E 5	N505 ... Keyless vehicle global unlock switch	C 5
C722	E 2	N523 ... Remote keyless entry (RKE) door lock switch, driver	D 5
C723	E 2	N525 ... Remote keyless entry (RKE) global unlock switch	C 5
C728	E 2	Y101 ... Speaker 1, LH front	B 2
C729	E 2	Y102 ... Speaker 2, LH front	B 5
C782	E 2	Y103 ... Speaker 1, RH front	B 2
C782	E 2	Y104 ... Speaker 2, RH front	B 5
C783	E 2		
C783	E 2		
C802	B 4		



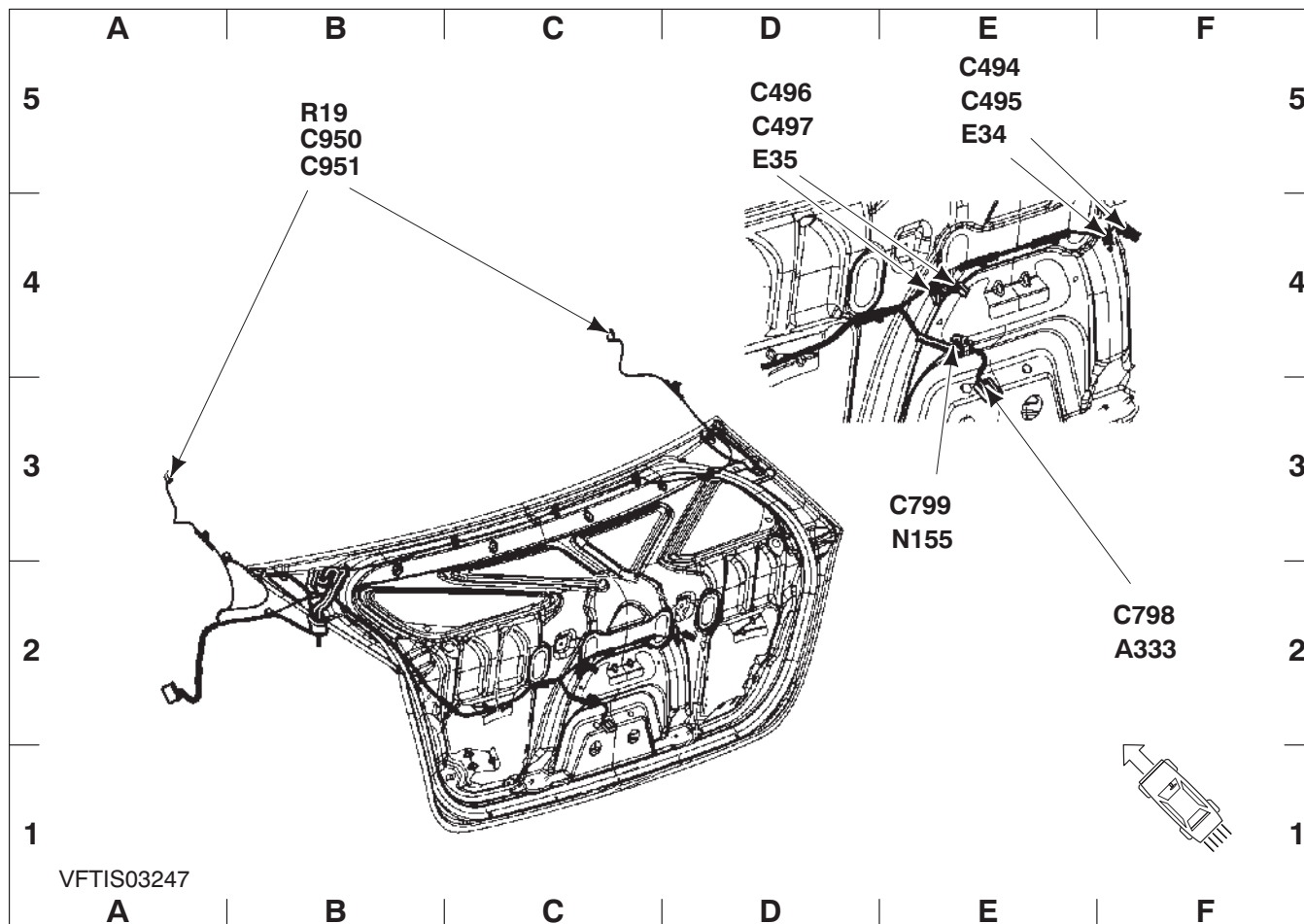
RH rear door, LH similar

A275 . Door lock unit, LH rear E 3	C942a B 4
A276 . Door lock unit, RH rear E 3	C942b B 4
A353 . Door control module, LH side rear B 2	N298 . Window control switch, LH rear C 5
A354 . Door control module, RH side rear B 2	N299 . Window control switch, RH rear C 5
C122a C 5	N501 . Keyless vehicle door unlock switch,
C122b C 5	LH rear E 4
C150a E 3	N502 . Keyless vehicle door unlock switch,
C150b E 3	RH rear E 4
C208 E 4	N521 . Remote keyless entry (RKE) door unlock
C208 E 4	switch, LH rear E 4
C209 E 3	N522 . Remote keyless entry (RKE) door unlock
C209 E 2	switch, RH rear E 4
C730a B 2	Y70 . . Speaker 1, LH rear door E 2
C730b B 2	Y71 . . Speaker 2, LH rear door B 4
C939a E 1	Y72 . . Speaker 1, RH rear door E 1
C939b E 1	Y73 . . Speaker 2, RH rear door B 4



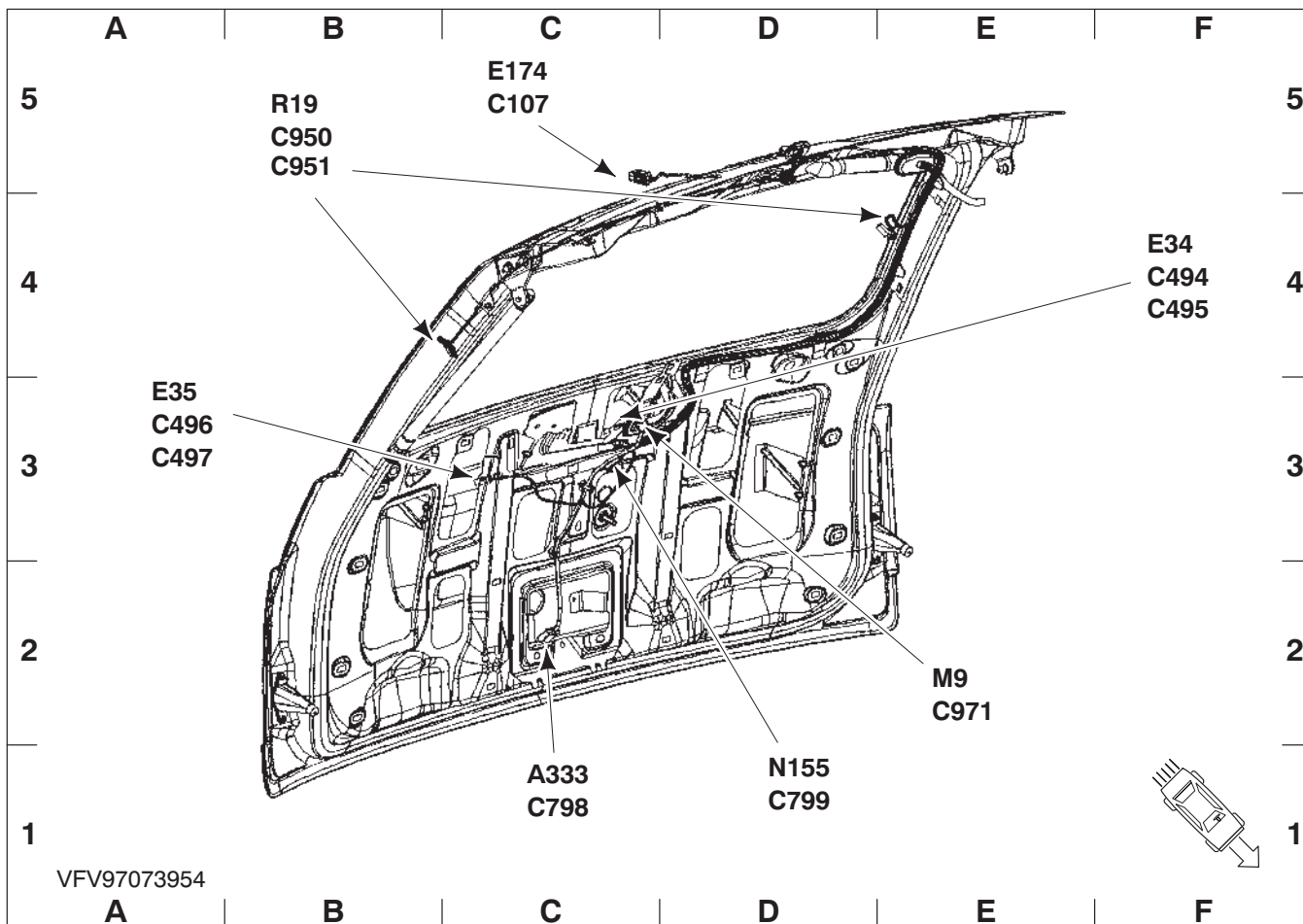
liftgate, 3-door model/5-door model

A333 . Door lock unit, liftgate	D 1	C951	C 5
C107	F 4	C971	E 4
C494	E 3	E34 . . Licence plate lamp, LH side	E 3
C495	E 3	E35 . . Licence plate lamp, RH side	C 1
C496	C 1	E174 . High mounted stop lamp	F 4
C497	C 1	M9 . . Rear window wiper motor	E 4
C787	D 3	N155 . Liftgate/luggage compartment lid release switch	D 3
C798	D 1	N265 . Liftgate switch	D 3
C799	D 3	R19 . . Rear window heater	C 5
C950	C 5		



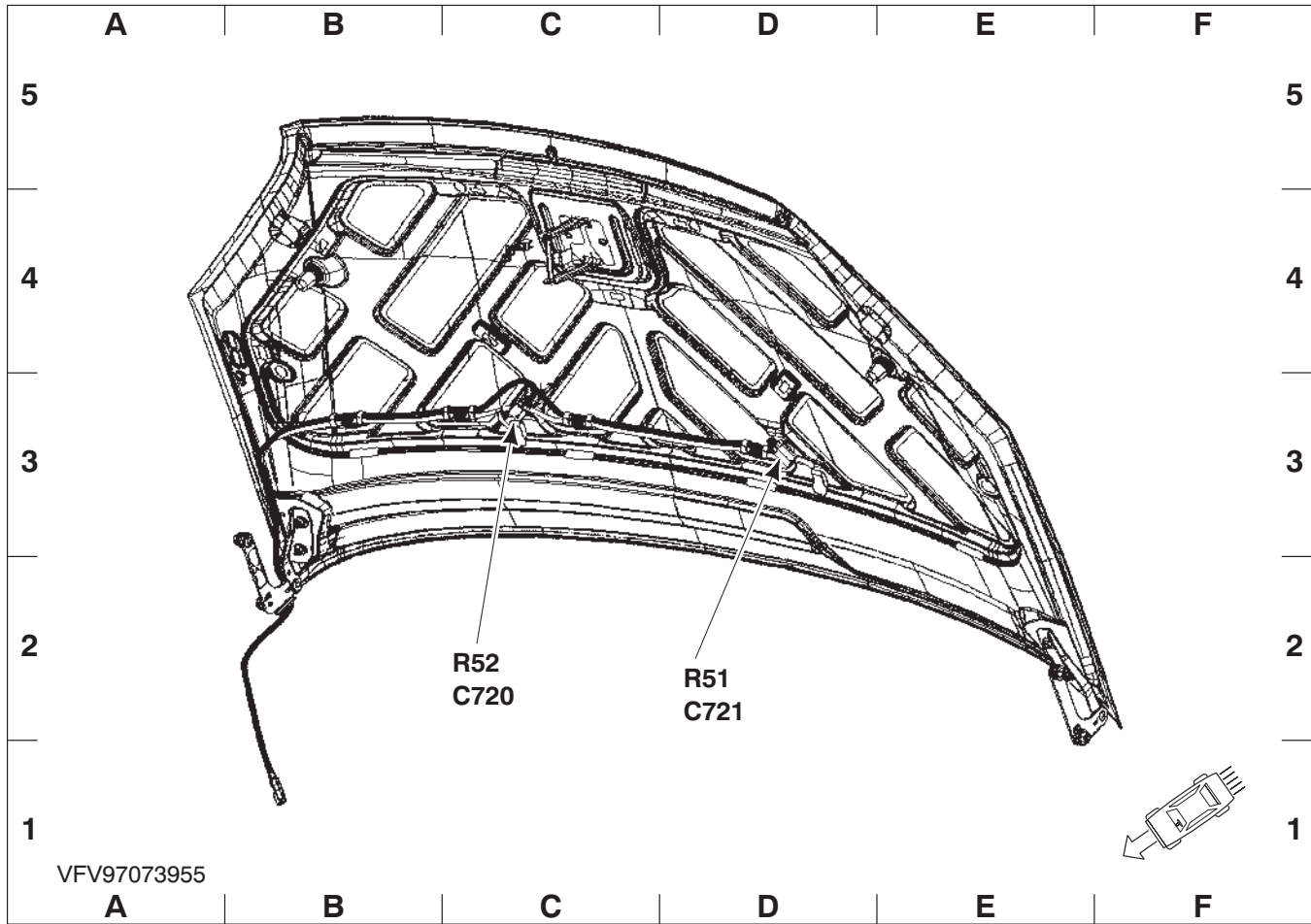
luggage compartment lid, 4-door model

A333 . Door lock unit, liftgate	F 2	C950	B 5
C494	E 5	C951	B 5
C495	E 5	E34 . . Licence plate lamp, LH side	E 5
C496	D 5	E35 . . Licence plate lamp, RH side	D 5
C497	D 5	N155 . Liftgate/luggage compartment lid release	
C798	F 2	switch	E 3
C799	E 3	R19 . . Rear window heater	B 5



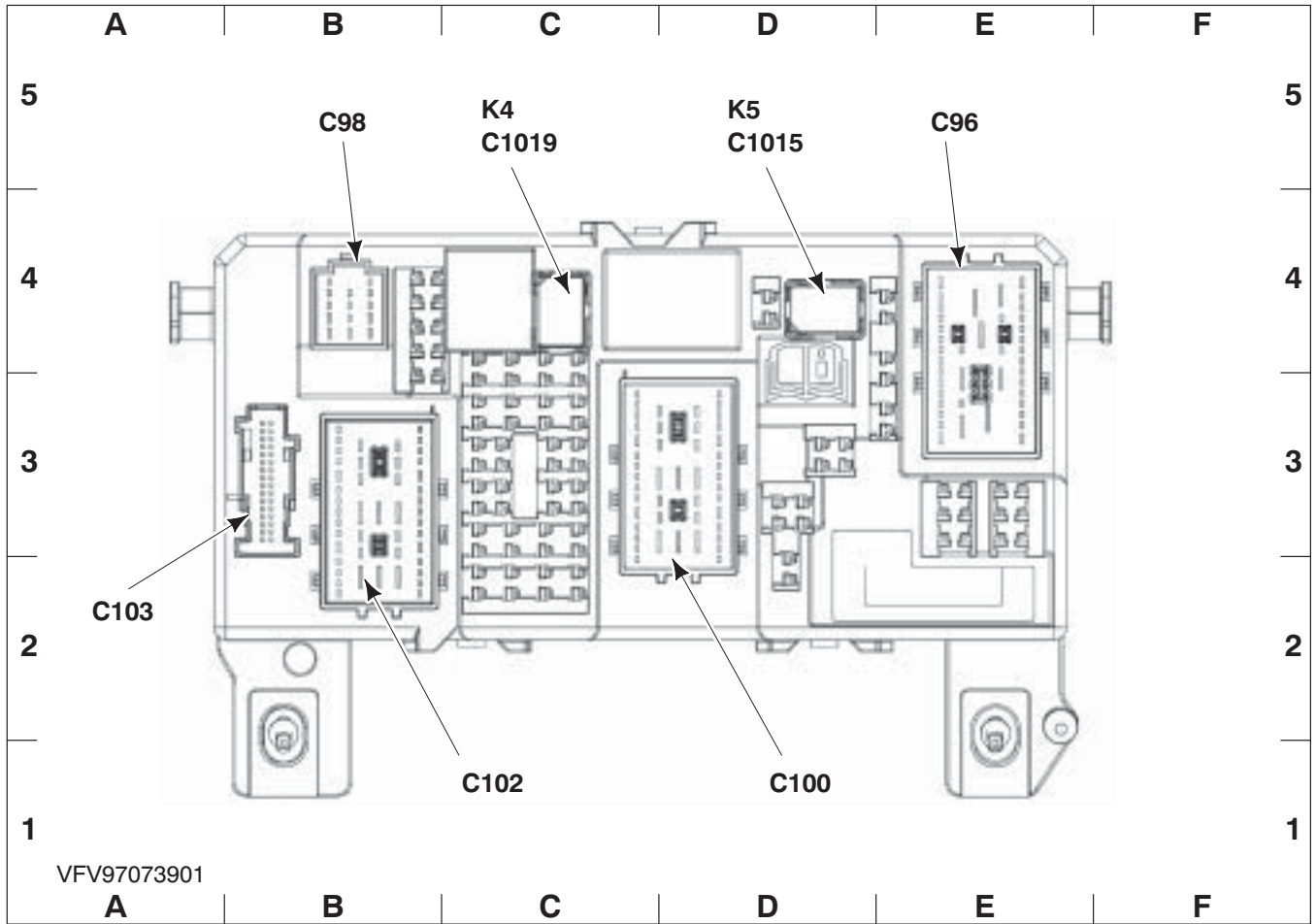
liftgate, wagon

A333 . Door lock unit, liftgate	C 1	C951	B 5
C107	C 5	C971	E 2
C494	F 4	E34 .. Licence plate lamp, LH side	F 4
C495	F 4	E35 .. Licence plate lamp, RH side	A 3
C496	A 3	E174 . High mounted stop lamp	C 5
C497	A 3	M9 .. Rear window wiper motor	E 2
C798	C 1	N155 . Liftgate/luggage compartment lid release switch	D 1
C799	D 1	R19 .. Rear window heater	B 5
C950	B 5		



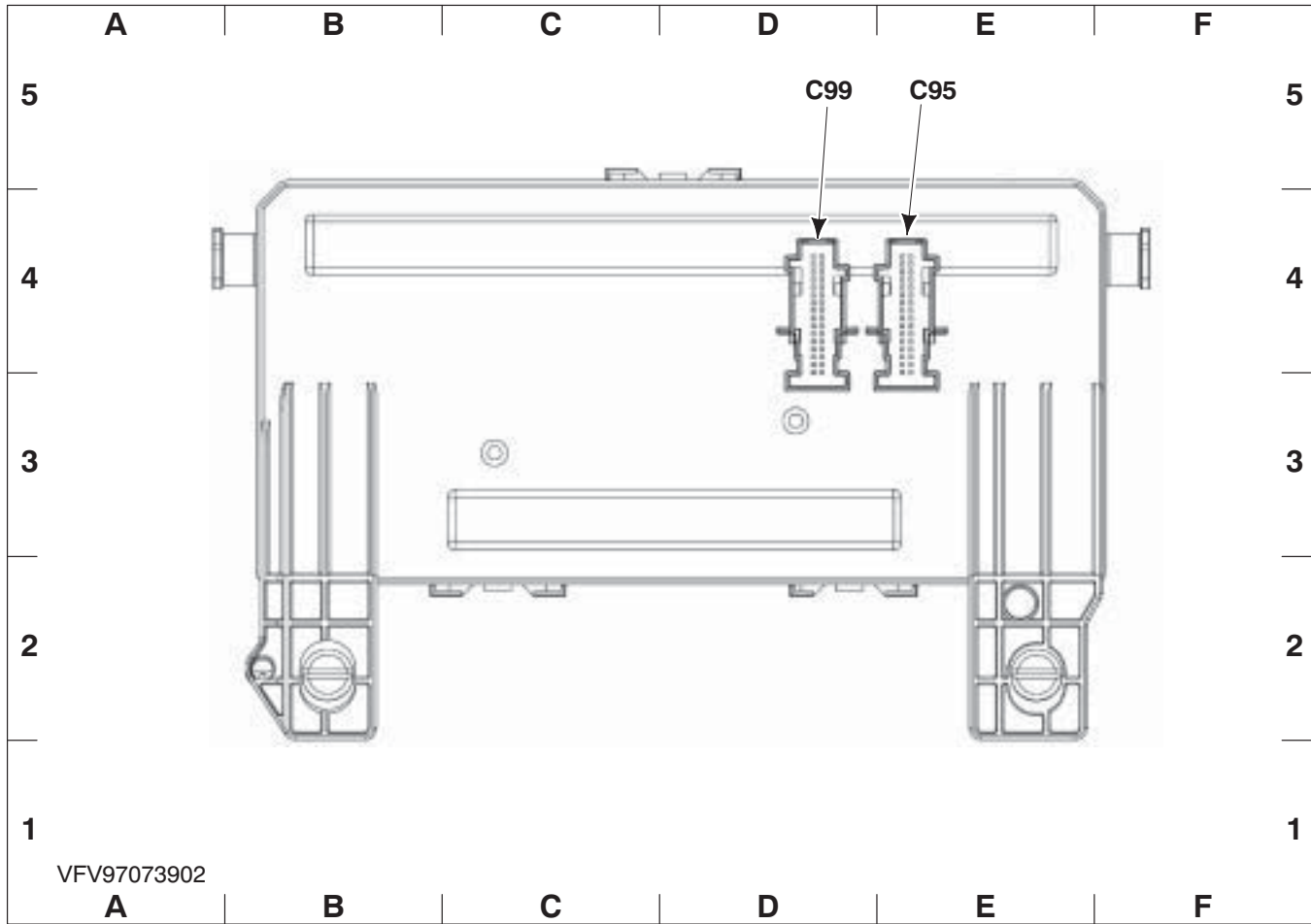
under hood

C720	C 2	R51 ..	Windshield washer jet heater, LH side ..	D 2
C721	D 2	R52 ..	Windshield washer jet heater, RH side ..	C 2



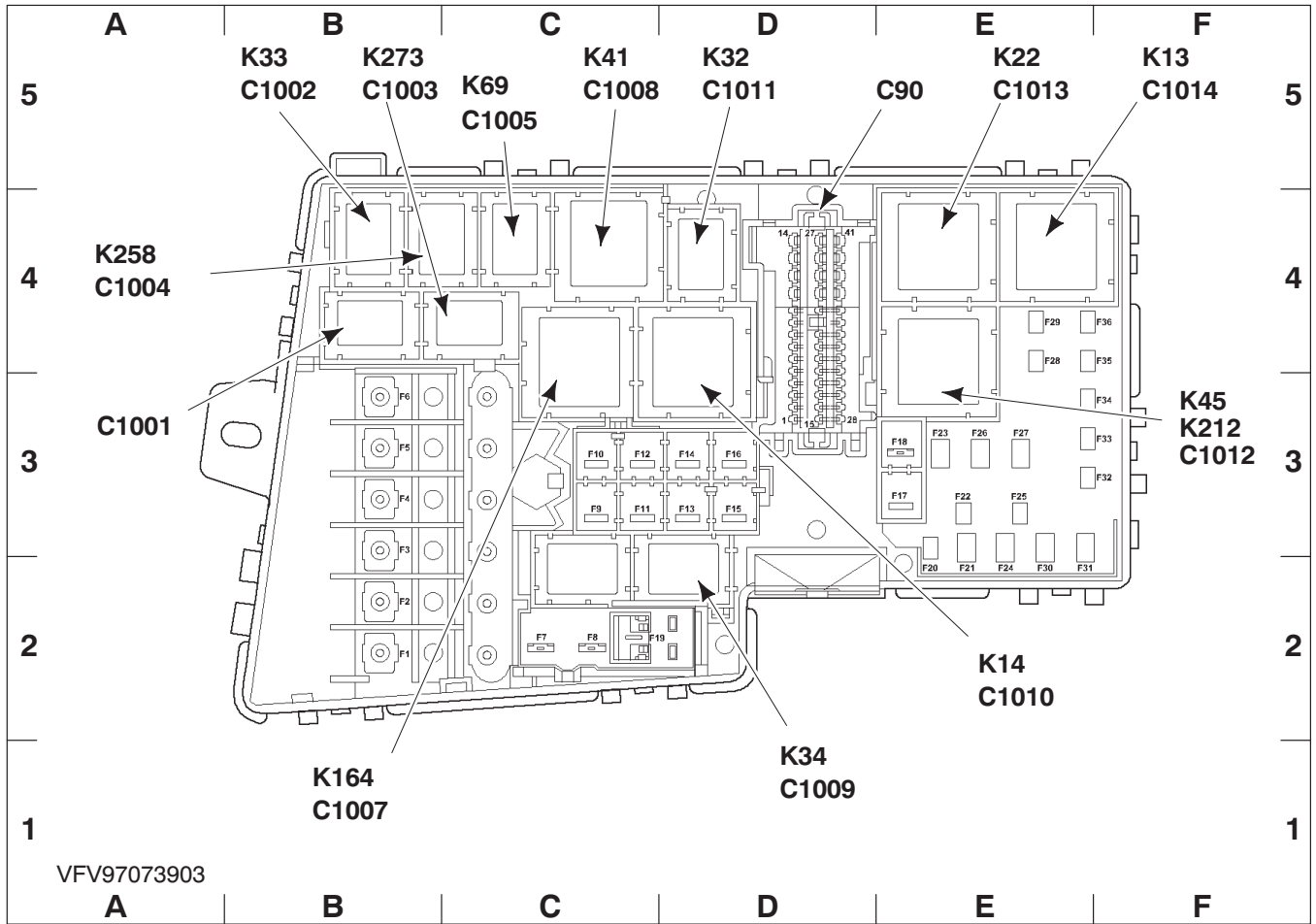
Central Junction Box (CJB), front

C96	E 5	C1015	D 5
C98	B 5	C1019	C 5
C100	D 1	K4 ... Fuel pump relay	C 5
C102	C 1	K5 ... Daytime Running Lamps (DRL) relay ..	D 5
C103	A 2		



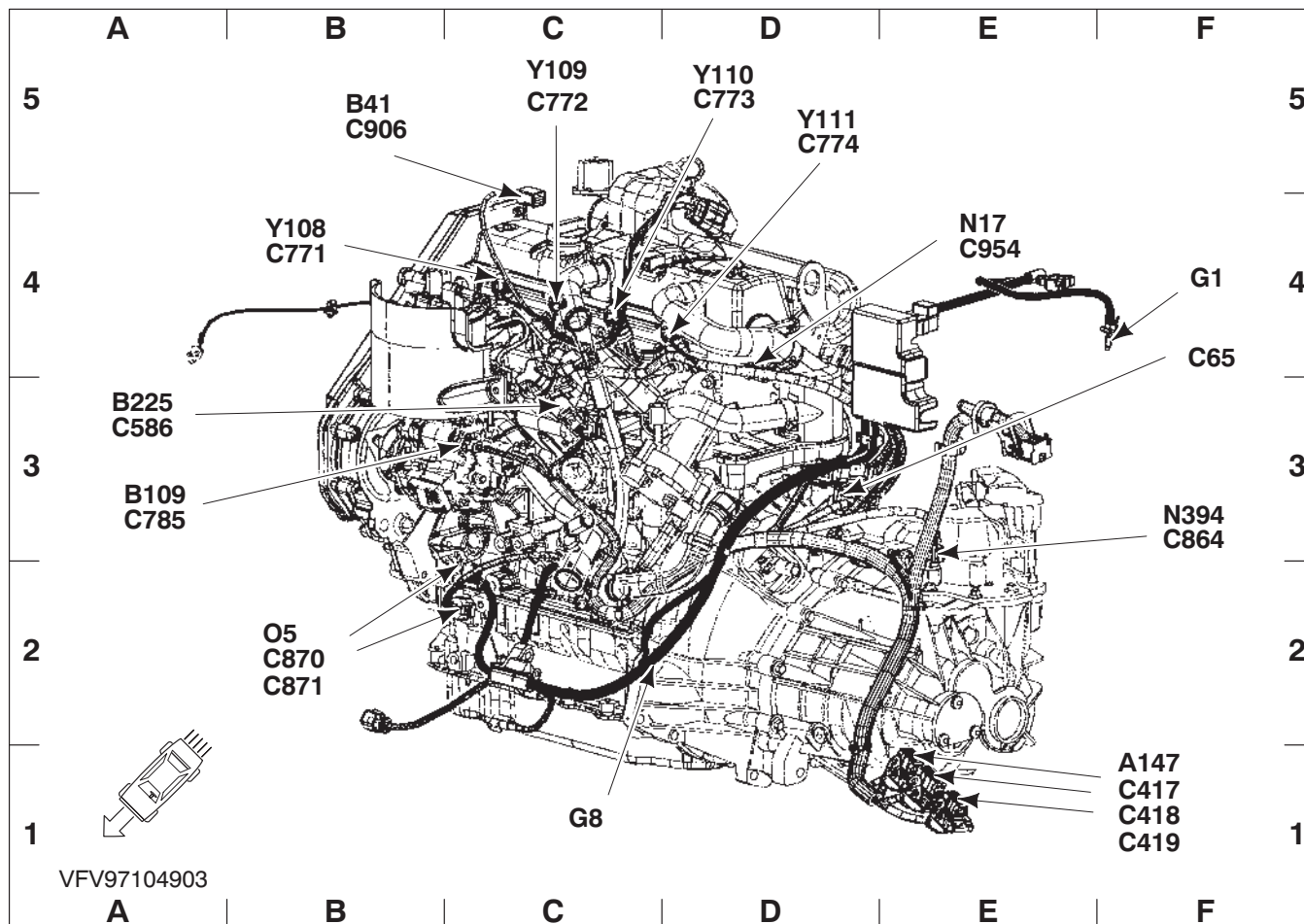
Central Junction Box (CJB), rear

C95 E 5 C99 D 5



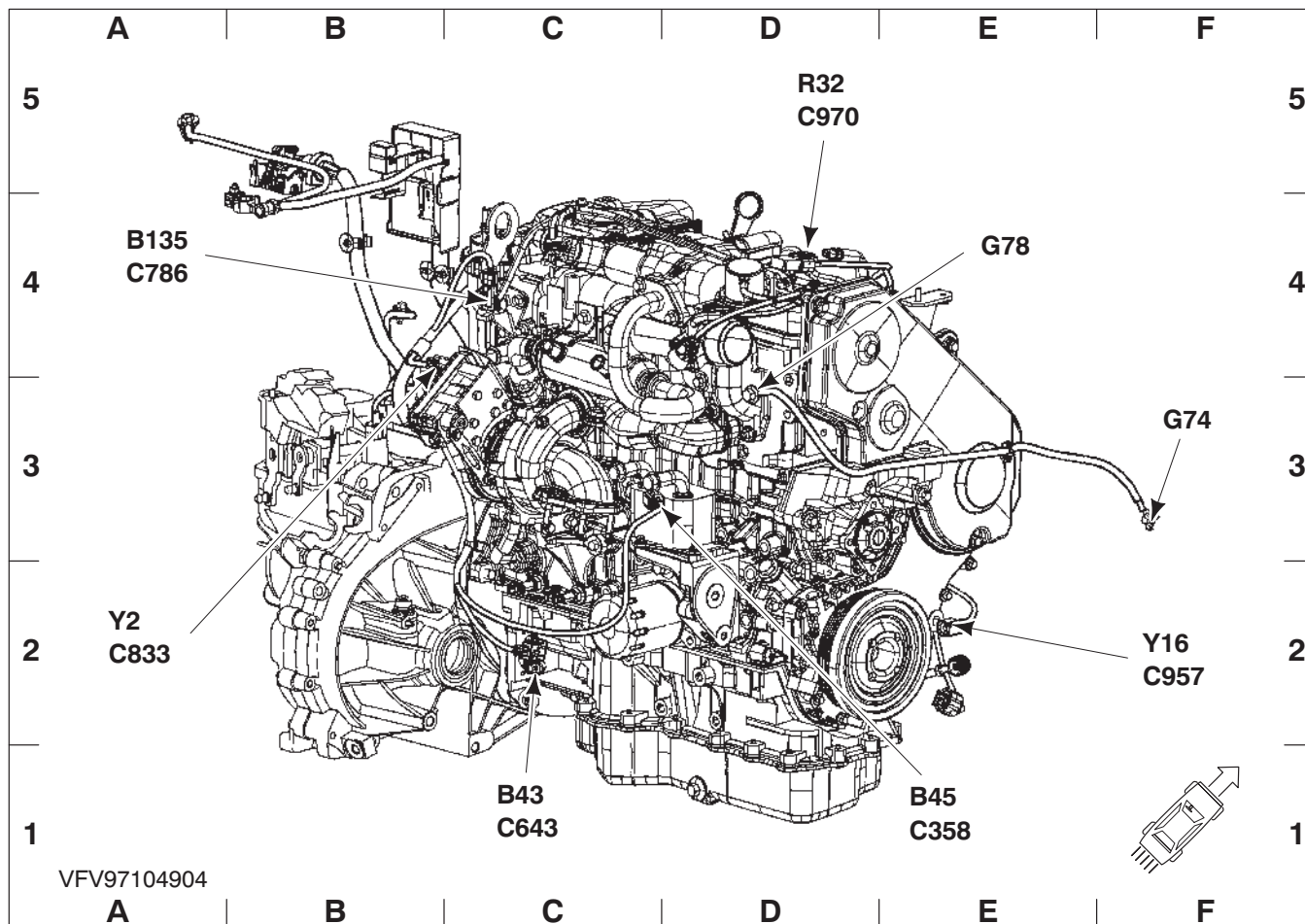
Battery Junction Box (BJB)

C90	E 5	K13 ..	Power hold relay	F 5
C1001	A 3	K14 ..	Blower motor relay	E 2
C1002	B 5	K22 ..	Starter relay	E 5
C1003	B 5	K32 ..	A/C Wide Open Throttle (WOT) relay .	D 5
C1005	C 5	K33 ..	Horn relay	B 5
C1007	B 1	K34 ..	Headlamp cleaning relay	D 1
C1008	C 5	K41 ..	Ignition relay	C 5
C1009	D 1	K45 ..	Cooling fan relay	F 3
C1010	E 2	K69 ..	Fuel heater relay	C 5
C1011	D 5	K164 ..	Heated windshield relay	B 1
C1012	F 3	K212 ..	Glow plug relay	F 3
C1013	E 5	K273 ..	Reversing lamps relay	B 5
C1014	F 5			



engine, front, 1.8L Duratorq-TDCi (Kent) Diesel

A147 . Powertrain control module (PCM)	F 1	C864	F 3
B41 . . Camshaft position sensor	B 5	C870	B 2
B109 . Fuel temperature sensor	A 3	C871	B 2
B225 . Fuel rail pressure transducer sensor	A 3	C906	B 5
C65	F 4	C954	E 4
C417	F 1	G1	F 4
C418	F 1	G8	C 1
C419	F 1	N17 . . Oil pressure switch	E 4
C586	A 3	N394 . Reversing lamp switch	F 3
C771	B 4	O5 . . Generator	B 2
C772	C 5	Y108 . Fuel injector 1	B 4
C773	D 5	Y109 . Fuel injector 2	C 5
C774	D 5	Y110 . Fuel injector 3	D 5
C785	A 3	Y111 . Fuel injector 4	D 5



engine, rear, 1.8L Duratorq-TDCi (Kent) Diesel

B43 .. Crankshaft position sensor	C 1	C957	F 2
B45 .. Knock sensor	E 1	C970	D 5
B135 .. Cylinder head temperature sensor	A 4	G74	F 3
C358	E 1	G78	E 4
C643	C 1	R32 .. Fuel heater	D 5
C786	A 4	Y2 .. Exhaust Gas Recirculation (EGR) valve	A 2
C833	A 2	Y16 .. A/C Compressor clutch	F 2

Connector Views

PAGE 1 OF 17

C18	700-07-00-1
C19	700-07-00-1
C21	700-07-00-1
C22	700-07-00-2
C23	700-07-00-2
C30	700-07-00-3
C31	700-07-00-4
C32	700-07-00-4
C33	700-07-00-5
C34	700-07-00-5
C41	700-07-00-5
C43	700-07-00-6
C44	700-07-00-6
C45a	700-07-00-7
C45b	700-07-00-7
C47	700-07-00-8
C48	700-07-00-8
C49	700-07-00-9
C50	700-07-00-9
C51	700-07-00-9
C52	700-07-00-10
C53	700-07-00-10
C54	700-07-00-11
C55	700-07-00-11
C56	700-07-00-12
C57	700-07-00-12
C58	700-07-00-13
C59	700-07-00-13
C62	700-07-00-13
C64	700-07-00-14
C65	700-07-00-15
C70	700-07-00-16
C74	700-07-00-16
C77	700-07-00-16
C79	700-07-00-16
C85	700-07-00-17
C90	700-07-00-18

Connector Views

PAGE 2 OF 17

C95	700-07-00-19
C96	700-07-00-19
C98	700-07-00-20
C99	700-07-00-20
C100	700-07-00-21
C102	700-07-00-22
C103	700-07-00-23
C107	700-07-00-24
C109	700-07-00-24
C110	700-07-00-24
C111	700-07-00-25
C112	700-07-00-26
C113	700-07-00-27
C115	700-07-00-28
C116	700-07-00-28
C117	700-07-00-29
C118	700-07-00-29
C120	700-07-00-30
C121	700-07-00-30
C122a	700-07-00-30
C122b	700-07-00-30
C123	700-07-00-31
C124	700-07-00-31
C125	700-07-00-31
C130	700-07-00-31
C131	700-07-00-31
C132	700-07-00-32
C133	700-07-00-32
C148	700-07-00-32
C149	700-07-00-33
C150a	700-07-00-33
C150b	700-07-00-33
C152	700-07-00-34
C155	700-07-00-34
C200	700-07-00-35
C203	700-07-00-35
C204	700-07-00-35

Connector Views

PAGE 3 OF 17

C205	700-07-00-36
C208	700-07-00-36
C209	700-07-00-36
C211	700-07-00-36
C212	700-07-00-37
C213	700-07-00-37
C215	700-07-00-37
C216	700-07-00-38
C217	700-07-00-38
C218	700-07-00-39
C219	700-07-00-39
C220	700-07-00-40
C221	700-07-00-40
C222	700-07-00-40
C223	700-07-00-40
C224	700-07-00-41
C226	700-07-00-41
C227	700-07-00-41
C228	700-07-00-41
C231	700-07-00-41
C233	700-07-00-41
C234	700-07-00-42
C235	700-07-00-42
C240	700-07-00-42
C241	700-07-00-42
C242	700-07-00-43
C243	700-07-00-43
C244	700-07-00-43
C245	700-07-00-43
C250	700-07-00-43
C252	700-07-00-43
C281	700-07-00-44
C282	700-07-00-44
C300	700-07-00-44
C302	700-07-00-44
C304	700-07-00-44
C305	700-07-00-45

Connector Views

PAGE 4 OF 17

C307	700-07-00-45
C308	700-07-00-45
C309	700-07-00-45
C311	700-07-00-45
C312	700-07-00-45
C320	700-07-00-46
C323	700-07-00-46
C324	700-07-00-46
C325	700-07-00-46
C330	700-07-00-47
C331	700-07-00-47
C332	700-07-00-47
C333	700-07-00-47
C335	700-07-00-47
C336	700-07-00-47
C337	700-07-00-47
C340	700-07-00-48
C341	700-07-00-48
C342	700-07-00-48
C343	700-07-00-48
C344	700-07-00-48
C345	700-07-00-48
C346	700-07-00-48
C347	700-07-00-49
C348	700-07-00-49
C352	700-07-00-49
C358	700-07-00-49
C378	700-07-00-49
C380	700-07-00-49
C381	700-07-00-50
C382	700-07-00-50
C383	700-07-00-50
C384	700-07-00-50
C386	700-07-00-50
C390	700-07-00-51
C391	700-07-00-51
C393	700-07-00-51

Connector Views

PAGE 5 OF 17

C394	700-07-00-52
C401	700-07-00-52
C414	700-07-00-53
C415a	700-07-00-54
C415b	700-07-00-54
C416a	700-07-00-54
C416b	700-07-00-54
C417	700-07-00-55
C418	700-07-00-56
C419	700-07-00-57
C420	700-07-00-58
C426	700-07-00-58
C427	700-07-00-58
C428	700-07-00-58
C429	700-07-00-59
C430	700-07-00-59
C432	700-07-00-60
C433	700-07-00-60
C434	700-07-00-60
C437	700-07-00-61
C438	700-07-00-61
C439	700-07-00-61
C440	700-07-00-61
C441	700-07-00-62
C442	700-07-00-62
C443	700-07-00-62
C444	700-07-00-62
C446	700-07-00-63
C447	700-07-00-63
C448	700-07-00-63
C449	700-07-00-63
C452	700-07-00-64
C453	700-07-00-64
C454	700-07-00-64
C455	700-07-00-64
C456	700-07-00-65
C457	700-07-00-65

Connector Views

PAGE 6 OF 17

C458	700-07-00-66
C459	700-07-00-66
C461	700-07-00-66
C462	700-07-00-66
C463	700-07-00-67
C464	700-07-00-67
C470	700-07-00-67
C472	700-07-00-67
C473	700-07-00-68
C476	700-07-00-68
C477	700-07-00-68
C478	700-07-00-68
C479	700-07-00-69
C481	700-07-00-69
C482	700-07-00-69
C485	700-07-00-69
C487	700-07-00-70
C488	700-07-00-70
C489	700-07-00-70
C493	700-07-00-71
C494	700-07-00-71
C495	700-07-00-71
C496	700-07-00-71
C497	700-07-00-71
C507	700-07-00-71
C508	700-07-00-71
C522	700-07-00-72
C523	700-07-00-72
C524	700-07-00-72
C525	700-07-00-72
C526	700-07-00-73
C527	700-07-00-73
C528	700-07-00-73
C532	700-07-00-73
C533	700-07-00-74
C534	700-07-00-74
C536	700-07-00-74

Connector Views

PAGE 7 OF 17

C538	700-07-00-74
C539	700-07-00-75
C540	700-07-00-75
C541	700-07-00-76
C542	700-07-00-76
C543	700-07-00-76
C544	700-07-00-76
C550	700-07-00-76
C553	700-07-00-76
C554	700-07-00-77
C556	700-07-00-77
C561	700-07-00-77
C562	700-07-00-77
C563	700-07-00-78
C564	700-07-00-78
C566	700-07-00-78
C567	700-07-00-79
C568	700-07-00-79
C570	700-07-00-79
C571	700-07-00-79
C572	700-07-00-79
C574	700-07-00-80
C575	700-07-00-80
C576	700-07-00-80
C577	700-07-00-80
C578	700-07-00-80
C579	700-07-00-81
C580	700-07-00-81
C581	700-07-00-81
C582	700-07-00-81
C583	700-07-00-81
C584	700-07-00-81
C585	700-07-00-81
C586	700-07-00-81
C587	700-07-00-82
C588	700-07-00-82
C589	700-07-00-83

Connector Views

PAGE 8 OF 17

C590	-----	700-07-00-84
C591	-----	700-07-00-84
C592	-----	700-07-00-84
C593	-----	700-07-00-84
C594	-----	700-07-00-85
C595	-----	700-07-00-86
C596	-----	700-07-00-86
C597	-----	700-07-00-86
C598	-----	700-07-00-86
C599	-----	700-07-00-87
C600	-----	700-07-00-88
C601	-----	700-07-00-89
C602	-----	700-07-00-89
C604	-----	700-07-00-89
C605	-----	700-07-00-89
C606	-----	700-07-00-89
C607	-----	700-07-00-89
C608	-----	700-07-00-90
C619	-----	700-07-00-90
C622	-----	700-07-00-90
C623	-----	700-07-00-91
C625	-----	700-07-00-91
C630	-----	700-07-00-91
C631	-----	700-07-00-91
C634	-----	700-07-00-92
C635	-----	700-07-00-92
C638	-----	700-07-00-92
C639	-----	700-07-00-92
C640	-----	700-07-00-92
C641	-----	700-07-00-92
C642	-----	700-07-00-92
C643	-----	700-07-00-93
C644	-----	700-07-00-93
C645	-----	700-07-00-93
C648	-----	700-07-00-93
C650	-----	700-07-00-94
C654	-----	700-07-00-94

Connector Views

PAGE 9 OF 17

C655	700-07-00-94
C656	700-07-00-94
C690	700-07-00-95
C692	700-07-00-96
C694	700-07-00-96
C695	700-07-00-96
C701	700-07-00-96
C702	700-07-00-96
C704	700-07-00-97
C710	700-07-00-97
C711	700-07-00-97
C715	700-07-00-97
C717	700-07-00-98
C720	700-07-00-98
C721	700-07-00-98
C722	700-07-00-99
C723	700-07-00-100
C724	700-07-00-100
C725	700-07-00-100
C726	700-07-00-101
C728	700-07-00-101
C729	700-07-00-102
C730a	700-07-00-103
C730b	700-07-00-103
C732	700-07-00-104
C734	700-07-00-104
C735	700-07-00-105
C736	700-07-00-105
C737	700-07-00-106
C741	700-07-00-106
C742	700-07-00-106
C743	700-07-00-107
C744	700-07-00-107
C745	700-07-00-107
C746	700-07-00-107
C747	700-07-00-107
C748	700-07-00-108

Connector Views

PAGE 10 OF 17

C749	-----	700-07-00-108
C753	-----	700-07-00-108
C754	-----	700-07-00-108
C755	-----	700-07-00-108
C756	-----	700-07-00-108
C757	-----	700-07-00-109
C758	-----	700-07-00-109
C759	-----	700-07-00-109
C760	-----	700-07-00-109
C761	-----	700-07-00-109
C762	-----	700-07-00-110
C771	-----	700-07-00-110
C772	-----	700-07-00-110
C773	-----	700-07-00-110
C774	-----	700-07-00-111
C775	-----	700-07-00-111
C776	-----	700-07-00-111
C778	-----	700-07-00-111
C779	-----	700-07-00-111
C782	-----	700-07-00-112
C783	-----	700-07-00-112
C784	-----	700-07-00-112
C785	-----	700-07-00-112
C786	-----	700-07-00-112
C787	-----	700-07-00-112
C788	-----	700-07-00-113
C789	-----	700-07-00-113
C790	-----	700-07-00-113
C791	-----	700-07-00-113
C792	-----	700-07-00-113
C793	-----	700-07-00-114
C794	-----	700-07-00-114
C795	-----	700-07-00-114
C797	-----	700-07-00-115
C798	-----	700-07-00-115
C799	-----	700-07-00-115
C801	-----	700-07-00-115

Connector Views

PAGE 11 OF 17

C802	700-07-00-115
C803	700-07-00-116
C804	700-07-00-116
C805	700-07-00-116
C806	700-07-00-117
C807	700-07-00-117
C808	700-07-00-117
C809	700-07-00-118
C810	700-07-00-118
C811	700-07-00-118
C813	700-07-00-118
C814	700-07-00-118
C815	700-07-00-119
C816	700-07-00-119
C817	700-07-00-119
C819	700-07-00-119
C820	700-07-00-119
C821	700-07-00-120
C822	700-07-00-120
C823	700-07-00-120
C824	700-07-00-120
C825	700-07-00-120
C826	700-07-00-121
C827	700-07-00-121
C828	700-07-00-121
C829	700-07-00-121
C830	700-07-00-122
C831	700-07-00-123
C832	700-07-00-123
C833	700-07-00-124
C834	700-07-00-124
C836	700-07-00-124
C837	700-07-00-124
C838	700-07-00-125
C839	700-07-00-125
C841	700-07-00-125
C842	700-07-00-125

Connector Views

PAGE 12 OF 17

C843	700-07-00-126
C844	700-07-00-126
C845	700-07-00-126
C846	700-07-00-126
C848	700-07-00-126
C849	700-07-00-126
C851	700-07-00-126
C854	700-07-00-127
C855	700-07-00-127
C856	700-07-00-127
C857	700-07-00-127
C858	700-07-00-127
C859	700-07-00-127
C860	700-07-00-127
C861	700-07-00-127
C863	700-07-00-128
C864	700-07-00-128
C866	700-07-00-128
C868	700-07-00-128
C870	700-07-00-128
C871	700-07-00-128
C872	700-07-00-129
C875	700-07-00-129
C878	700-07-00-129
C882	700-07-00-129
C886	700-07-00-129
C890	700-07-00-129
C891	700-07-00-130
C892	700-07-00-130
C893	700-07-00-130
C894	700-07-00-130
C895	700-07-00-130
C896	700-07-00-130
C897	700-07-00-131
C898	700-07-00-131
C899	700-07-00-131
C902	700-07-00-131

Connector Views

PAGE 13 OF 17

C903	700-07-00-131
C904	700-07-00-131
C906	700-07-00-132
C911	700-07-00-132
C912	700-07-00-132
C912a	700-07-00-132
C913	700-07-00-132
C914	700-07-00-132
C915	700-07-00-132
C916	700-07-00-133
C917	700-07-00-133
C918	700-07-00-133
C920	700-07-00-133
C921	700-07-00-133
C922	700-07-00-133
C923	700-07-00-133
C924	700-07-00-134
C925	700-07-00-134
C926	700-07-00-134
C927	700-07-00-134
C928	700-07-00-134
C929	700-07-00-135
C930	700-07-00-135
C931	700-07-00-135
C933	700-07-00-135
C934	700-07-00-136
C937	700-07-00-136
C938	700-07-00-136
C939	700-07-00-137
C939a	700-07-00-137
C939b	700-07-00-137
C940	700-07-00-137
C941	700-07-00-138
C942	700-07-00-138
C942a	700-07-00-138
C942b	700-07-00-138
C943	700-07-00-139

Connector Views

PAGE 14 OF 17

C944	700-07-00-139
C945	700-07-00-139
C946	700-07-00-139
C947	700-07-00-139
C949	700-07-00-140
C950	700-07-00-140
C951	700-07-00-140
C952	700-07-00-140
C953	700-07-00-140
C954	700-07-00-140
C956	700-07-00-140
C957	700-07-00-141
C958	700-07-00-141
C959	700-07-00-141
C960	700-07-00-141
C961	700-07-00-141
C963	700-07-00-141
C964	700-07-00-142
C965	700-07-00-142
C970	700-07-00-142
C971	700-07-00-142
C974	700-07-00-142
C978	700-07-00-142
C983	700-07-00-143
C984	700-07-00-143
C985	700-07-00-144
C986	700-07-00-144
C987	700-07-00-144
C995	700-07-00-145
C996	700-07-00-145
C1001	700-07-00-145
C1002	700-07-00-145
C1003	700-07-00-145
C1004	700-07-00-145
C1005	700-07-00-146
C1006	700-07-00-146
C1007	700-07-00-146

Connector Views

PAGE 15 OF 17

C1008	700-07-00-146
C1009	700-07-00-146
C1010	700-07-00-146
C1011	700-07-00-146
C1012	700-07-00-146
C1013	700-07-00-147
C1014	700-07-00-147
C1015	700-07-00-147
C1019	700-07-00-147
C1030	700-07-00-147
C1031	700-07-00-147
C1032	700-07-00-148
C1033	700-07-00-148
C1034	700-07-00-148
C1035	700-07-00-148
C1038	700-07-00-148
C1039	700-07-00-148
C1040	700-07-00-149
C1131	700-07-00-149
C1430	700-07-00-150
C1575	700-07-00-150
C1640	700-07-00-150
C1643	700-07-00-151
C1644	700-07-00-151
C1645	700-07-00-151
C1717	700-07-00-151
C1863	700-07-00-151
C2002	700-07-00-151
C2003	700-07-00-152
C2004	700-07-00-152
C2005	700-07-00-152
C2006	700-07-00-152
C2007	700-07-00-152
C2008	700-07-00-152
C2009	700-07-00-152
C2010	700-07-00-153
C2011	700-07-00-153

Connector Views

PAGE 16 OF 17

C2012	700-07-00-153
C2013	700-07-00-153
C2014	700-07-00-153
C2015	700-07-00-154
C2016	700-07-00-154
C2017	700-07-00-154
C2023	700-07-00-154
C2024	700-07-00-154
C2027	700-07-00-154
C2034	700-07-00-154
C2035	700-07-00-155
C2036	700-07-00-155
C2037	700-07-00-155
C2038	700-07-00-156
C2039	700-07-00-156
C2040	700-07-00-156
C2041	700-07-00-156
C2309	700-07-00-157
C2310	700-07-00-157
C2320	700-07-00-157
C2321	700-07-00-157
C2322	700-07-00-157
C2323	700-07-00-157
C2324	700-07-00-158
C2325	700-07-00-158
C2430	700-07-00-158
C2434	700-07-00-158
C2578	700-07-00-158
C2579	700-07-00-159
C3058	700-07-00-160
C3058a	700-07-00-161
C3058b	700-07-00-161
C3062	700-07-00-162
C3928	700-07-00-162
C3929	700-07-00-162
C3931	700-07-00-162
C3931a	700-07-00-162

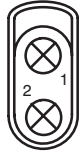
Connector Views

PAGE 17 OF 17

C3931b -----	700-07-00-163
C3932 -----	700-07-00-163
C3932a -----	700-07-00-163
C3932b -----	700-07-00-163
C3935 -----	700-07-00-163
C3935a -----	700-07-00-163
C3935b -----	700-07-00-163
C3936 -----	700-07-00-163
C3936a -----	700-07-00-164
C3936b -----	700-07-00-164

C18

F02007



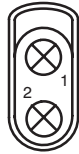
F02005



- (1) 31-LG13 (BK)
- (2) 49S-LG13 (BU/RD)

C19

F02007



F02005

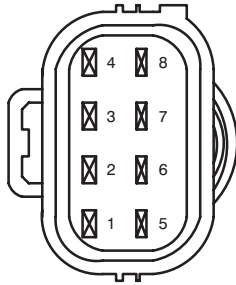


- (1) 31-LG20 (BK)
- (2) 49S-LG20 (BU/WH)

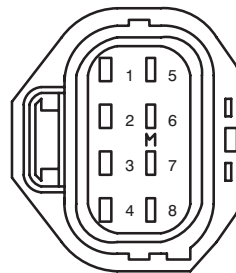
C21

14014

F08098



F08188

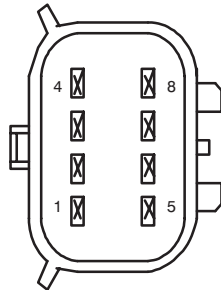


- (1) 15S-RG2 (GN/OG)
15S-RG2A (GN/OG)
15S-RG2C (GN/OG)
- (2) 8-GA7A (WH/RD)
8-GA7B (WH/RD)
- (3) 9-GA7A (BN/RD)
9-GA7B (BN/RD)
- (4) 31-RG2A (BK)
31-RG2C (GN/OG)
- (5) 15-GA6 (GN/YE)
15-GA6A (GN/YE)
15-GA6C (GN/YE)
- (6)
- (7)
- (8)

- (1) 15S-RG2A (GN/OG)
- (2) 8-GA7A (WH/RD)
- (3) 9-GA7A (BN/RD)
- (4) 31-RG2A (BK)
- (5) 15-GA6 (GN/YE)
- (6)
- (7)
- (8)

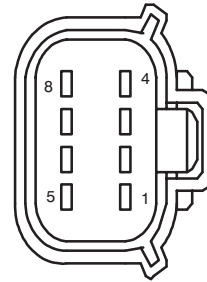
C22

14K733



- | | |
|-------------------|---------------------|
| (1) 31-LE45B (BK) | (5) |
| (2) 31-LE45 (BK) | (6) 8-LE46C (WH/RD) |
| (3) 31-LE45C (BK) | (7) 8-LE46B (WH/RD) |
| (4) | (8) 8-LE46A (WH/RD) |

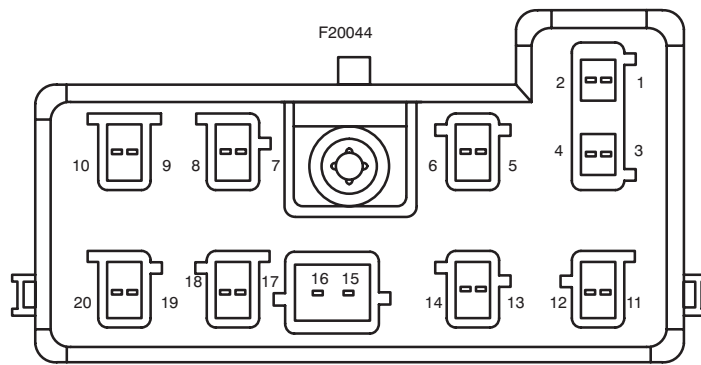
C23



- | | |
|-----------------------|----------------------|
| (1) 31S-LE45B (BK/YE) | (5) |
| (2) 31S-LE45 (BK/YE) | (6) 8S-LE46C (WH/RD) |
| (3) 31S-LE45C (BK/YE) | (7) 8S-LE46B (WH/RD) |
| (4) | (8) 8S-LE46A (WH/RD) |

C30

14014

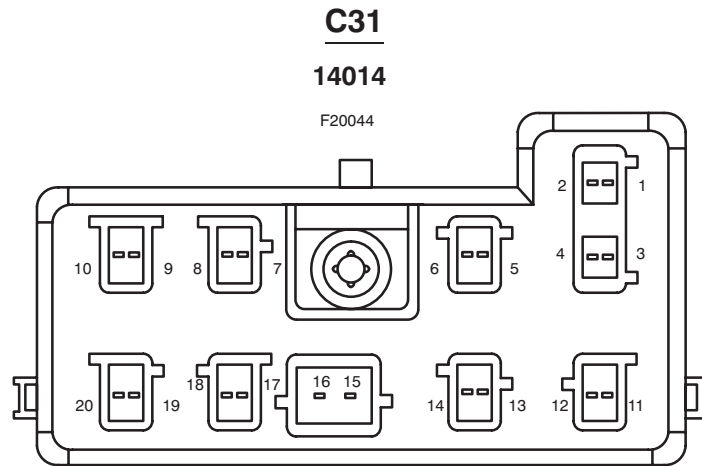


- | | | |
|----------------------|----------------------|----------------------|
| (1) 31-AL5 (BK) | (8) 91S-JA33 (BK/BU) | (15) 29-AH35 (OG/YE) |
| (2) 30-AL19 (RD) | (9) 15-HC8 (GN/RD) | (16) 31-DA14 (BK) |
| (3) 33-AL18 (YE/RD) | 15-HC11A (GN/WH) | 31-DA14D (BK) |
| 33-AL18A (YE/RD) | (10) 31-HC8 (BK) | 31-DA14C (BK) |
| (4) 32-AL18 (WH/RD) | 31-HC11A (BK) | 31-DA14A (BK) |
| 32-AL18A (WH/RD) | (11) | 31-DA14B (BK) |
| (5) 15S-JA37 (GN/BK) | (12) | (17) |
| (6) 91S-JA37 (BK/GN) | (13) | (18) |
| (7) 15S-JA33 (GN/BU) | (14) | (19) 9-JA54 (BN) |
| | | (20) 8-JA54 (WH) |

700-07-00

Connector Views

700-07-00



- (1) 1-MD49 (WH/GN)
- (2) 2-MD49 (GY/OG)
- (3) 1-MD50 (WH/BK)
- (4) 2-MD50 (GY/BK)
- (5) 15S-JA38 (GN/OG)
- (6) 91S-JA38 (BK/RD)
- (7) 15S-JA34 (GN/OG)
- (8) 91S-JA34 (BK/RD)
- (9) 15-HC8A (GN/RD)
15-HC11 (GN/WH)
- (10) 31-HC8A (BK)
31-HC8B (BK)
31-HC8C (BK)
31-HC11 (BK)
31-HC11C (BK)
31-HC11B (BK)
- (11) 8-JA52 (WH/GN)
- (12) 9-JA52 (BN/GN)
9-JA52 (BN/GN) +
9-JA54 (BN)

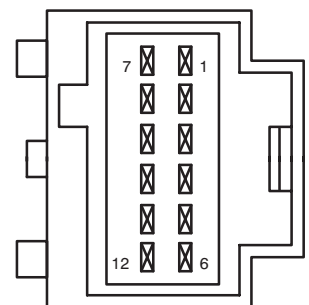
- (13) 4-EC10AB (GY) + 4-EC10AC (GY)
4-EC10AM (GY) + 4-EC10P (GY)
4-EC10E (GY) + 4-EC10R (GY)
4-EC10E (GY) + 4-EC10F (GY)
4-EC10E (GY) + 4-EC10V (GY/RD)
4-EC10F (GY) + 4-EC10K (GY)
4-EC10F (GY) + 4-EC10U (GY)
4-EC10F (BU) + 4-EC10K (GY)
4-EC10K (BU) + 4-EC10AC (GY)
4-EC10K (GY) + 4-EC10V (BU)
4-EC10P (GY) + 4-EC10AR (GY)
4-EC10R (GY) + 4-EC10V (GY)
4-EC10R (BU) + 4-EC10U (GY)
4-EC10B (GY) + 4-EC10AC (GY)
4-EC10S (GY) + 4-EC10AC (GY)
- (14) 5-EC10AB (BU) + 5-EC10AC (BU)
5-EC10B (BU) + 5-EC10AC (BU)
5-EC10E (BU) + 5-EC10F (BU)
5-EC10E (BU) + 5-EC10R (BU)
5-EC10E (BU) + 5-EC10V (BU)
5-EC10F (BU) + 5-EC10K (BU)
5-EC10F (GY) + 5-EC10K (BU)
5-EC10F (BU/RD) + 5-EC10U (BU)
5-EC10K (BU) + 5-EC10V (BU)
5-EC10K (BU) + 5-EC1AC (BU)
5-EC10P (BU) + 5-EC10AR (BU)
5-EC10R (BU) + 5-EC10V (GY)
5-EC10R (GY) + 5-EC10U (BU)
5-EC10V (GY) + 5-EC10K (BU)
5-EC10S (BU) + 5-EC10AC (BU)

- (15) 91-MD8 (BK/OG)
91-MD8A (BK/OG)
91-MD8B (BK/OG)
91-MD8C (BK/OG)
91-MD8D (BK/OG)
91-MD8E (BK/OG)
91-MD8F (BK/OG)
- (16) 29-MD8 (OG)
- (17)
- (18)
- (19) 9-JA55 (BN/YE)
- (20) 8-JA55 (WH/BK)

C32
14401

F12128

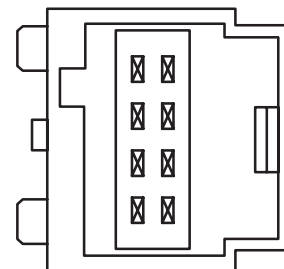
- (1) 3-MD27 (BK)
3-MD27B (BK)
- (1) 3-MD27MP (BK)
- (2) 10-MD27 (GY/WH)
- (2) 10-MD27B (GY/WH)
- (2) 10-MD27MP (GY/WH)
- (3) 8-MD27 (WH/VT)
- (3) 8-MD27B (WH/VT)
- (3) 8-MD27MP (WH/VT)
- (4) 8-MD27A (WH/VT)
- (4) 8-MD27B (WH/VT)
- (4) 8-MD27AU (WH/VT)
- (5) 3-MD27A (BK)
- (5) 3-MD27B (BK)
- (5) 3-MD27AU (BK)
- (5) 3-MD27G (BK)
- (6) 10-MD27A (GY/WH)
- (6) 10-MD27B (GY/WH)
- (6) 10-MD27AU (GY/WH)
- (7) 3-MD27 (BK)
- (7) 3-MD27D (BK)
- (8) 10-MD27 (GY/WH)
- (8) 10-MD27D (GY/WH)
- (9) 8-MD27 (WH/VT)
- (9) 8-MD27D (WH/VT)
- (10) 8-MD27A (WH/VT)
- (10) 8-MD27C (WH/VT)
- (11) 3-MD27A (BK)
- (11) 3-MD27C (BK)
- (12) 10-MD27A (GY/WH)
- (12) 10-MD27C (GY/WH)



C33

14401

F08292

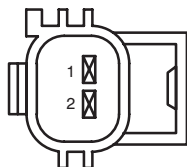


- | | |
|--------------------|--------------------|
| (1) 8-MC8 (WH/RD) | (4) 8-MC8A (WH/RD) |
| (1) 8-MC8A (OG) | (4) 8-MC8C (WH/RD) |
| (2) 3-MC8 (BK) | (5) 3-MC8 (BK) |
| (2) 3-MC8A (BK) | 3-MC8B (BK) |
| (2) 3-MC8 (BN/RD) | 3-MC8 (BN/RD) |
| 3-MC8A (BK/OG) | 3-MC8B (BN/RD) |
| (3) 3-MC8A (BK/OG) | (6) 8-MC8 (WH/RD) |
| (3) 3-MC8A (BK) | (6) 8-MC8B (WH/RD) |
| (3) 3-MC8C (BK) | (7) 8-MC8B (WH/RD) |
| (4) 8-MC8A (OG) | (8) 3-MC8B (BK) |
| | 3-MC8B (BN/RD) |

C34

14297

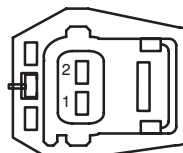
F02066



- (1) 31-HB1 (BK)
- (2) 15-HB1 (GN/BU)

14K733

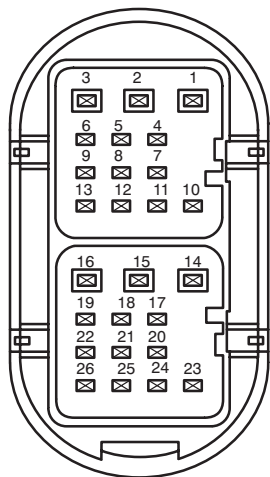
F02055



C41

14A584

F26034

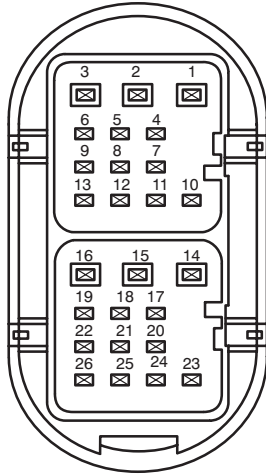


- | | | |
|----------------------|------------------------|-----------------------|
| (1) 31-DA11 (BK) | (13) 15S-HB35 (GN/BK) | (22) 31S-AA63 (BK/OG) |
| 31-DA11A (BK) | (14) 9-AB15A (BN/WH) | 31S-AA63C (BK) |
| (2) 4-EE9A (GY/OG) | 15-AJ7 (GN/BU) | 33-AD27 (YE/GN) |
| 29-AD12 (OG/YE) | 9-AB15 (BN/WH) | 91-AD24 (BK/RD) |
| (3) 29-AJ26 (OG/YE) | (15) 32-AJ18 (WH/VT) | 91-AB13A (BK/GN) |
| (4) 10-MD28 (GY) | 91-AJ80 (BK/OG) | 91-AJ80 (BK/OG) |
| (5) 8-MD28 (WH) | (16) 33-AJ18 (YE/VT) | 91-GL1 (BK/YE) |
| (6) 31S-GL9A (BK/YE) | 7-AB15 (YE/VT) | (23) 29S-AB9 (OG/BK) |
| 31S-GL9B (BK) | 7-AB15A (YE/VT) | 29S-AB9A (OG/BK) |
| (7) 4-EC3B (GY/RD) | (17) 34-AD10 (BU/YE) | 29S-GL10 (OG/YE) |
| 4-EC10B (GY/RD) | 91S-AB14 (BK/RD) | 31S-AA64 (BK/GN) |
| (8) 5-EC3B (BU/RD) | 91S-AB14A (BK/RD) | 31S-AA64C (BK) |
| 5-EC10B (BU/RD) | (18) 33-AD11 (YE/VT) | 33-AD27 (YE/GN) |
| 8-GL10A (WH) | 91S-AB12 (BK/OG) | (24) 8-GL10A (WH) |
| 8-GL10B (WH) | (19) 1-AB16 (WH/RD) | 31S-AA62 (BK/WH) |
| (9) 4-EE9A (GY/OG) | 32-AD9 (WH/GN) | 31S-AA62C (BK) |
| 29-AJ7 (OG/BU) | (19) 49S-LG13A (BU/RD) | 32-AD27 (WH/GN) |
| 49S-LG13A (BU/RD) | (20) 2-AB16 (GY/RD) | (25) 33-AA60 (YE) |
| (9) 32-AD9 (WH/GN) | 32-AA59 (WH/BK) | 33-AA60C (BK) |
| 32-AD9C (WH/GN) | 32-AA59C (BK) | 91S-AB9 (BK/GN) |
| (10) | (21) 33-AA59 (YE/BK) | 91S-AB9A (BK/GN) |
| (11) 91-GL1 (BK/YE) | 33-AA59C (BK) | 91S-AD24 (BK/RD) |
| (12) | 91S-AB13 (BK/GN) | (26) 31S-AA61 (BK/BU) |
| | 91S-AB13A (BK/GN) | 31S-AA61C (BK) |
| | | 91S-AB9 (BK/GN) |

C43

14K138

F26034

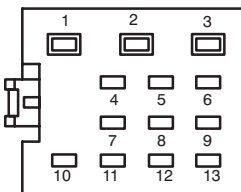


- | | | |
|---|---|--|
| (1) 31-DA12 (BK)
31-DA12 (BK)
31-DA12A (BK) | (11) 15S-HB36 (GN/OG) | (19) 1-AB27 (WH/RD)
32-AD9 (WH/GN) |
| (2) 4-EE9B (GY/OG)
49S-LG20A (BU/WH) | (12) 33-AD28 (YE/GN) | (20) 2-AB27 (GY/RD)
32-AA59B (WH/BK)
32-AA59C (BK) |
| (3) 29-AJ27 (OG/WH) | (13) 32-AD28 (WH/GN) | (21) 33-AA59B (YE/BK)
33-AA59C (BK)
91S-AB24 (BK/GN)
91S-AB24A (BK/GN) |
| (4) 10-MD28 (GY) | (14) 9-AB26 (BN/WH)
9-AB26A (BN/WH)
15-AJ18 (GN/WH) | (22) 31S-AA61B (BK/WH)
31S-AA61B (BK/BU)
91-AJ70 (BK/GN) +
91-AB24A (BK/GN) |
| (5) 8-MD28 (WH) | (15) 32-AJ18 (WH/VT)
91-AJ70 (BK/GN) | (23) 31S-AA62B (BK/WH) |
| (6) 31S-GL16A (BK/BU)
31S-GL16B (BK) | (16) 7-AB26 (YE/VT)
7-AB26A (YE/VT)
33-AJ18 (YE/VT) | (24) 31S-AA63B (BK/OG) |
| (7) 4-EC3F (GY/RD)
4-EC10F (GY/RD) | (17) 34-AD10 (BU/YE)
91S-AB25 (BK/RD)
91S-AB25A (BK/RD) | (25) 33-AA60B (YE)
33-AA60C (BK) |
| (8) 5-EC3F (BU/RD)
5-EC10F (BU/RD) | (18) 33-AD11 (YE/VT)
91S-AB23 (BK/OG) | (26) 31S-AA64B (BK/GN) |
| (9) 4-EE9B (GY/OG)
49S-LG20A (BU/WH) | | |
| (10) | | |

C44

14014

F13028

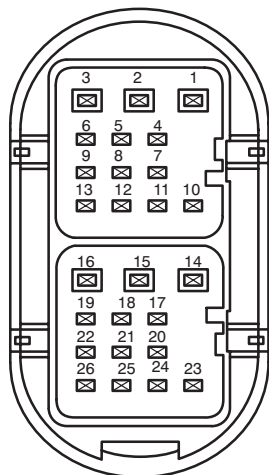


- | | |
|---|---|
| (1) 31-DA11 (BK)
31-DA11A (BK)
31-DA11B (BK)
31-DA11C (BK) | (8) 5-EC10A (BU) + 5-EC10B (BU)
5-EC10B (BU) + 5-EC10D (BU)
5-EC10B (BU) + 5-EC10F (BU)
5-EC10B (BU) + 5-EC10M (BU)
5-EC10D (BU) + 5-EC10Z (BU)
5-EC10S (BU) + 5-EC10Z (BU)
5-EC10Y (BU) + 5 EC10Z (BU)
8-GL10B (WH) |
| (2) 4-EE9A (GY/OG)
4-EE9D (GY/OG)
29-AD12 (OG/YE) | (9) 4-EE9A (GY/OG)
4-EE9D (GY/OG)
29-AJ7 (OG/BU)
32-AD9 (WH/GN)
49S-LG13 (BU/RD)
49S-LG13A (BU/RD) |
| (3) 29-AJ26 (OG/YE) | (10) |
| (4) 10-MD10 (GY/BK)
10-MD10B (GY/BK) | (11) 29S-GL10 (OG/YE)
91-GL1 (BK/YE) |
| (5) 8-MD10 (WH/BK)
8-MD10B (WH/BK) | (12) |
| (6) 31S-GL9A (BK/YE) | (13) 15S-HB15 (GN/BK) |
| (7) 4-EC10A (GY) + 4-EC10B (GY)
4-EC10B (GY) + 4-EC10D (GY)
4-EC10B (GY) + 4-EC10F (GY)
4-EC10B (GY) + 4-EC10M (GY)
4-EC10D (GY) + 4-EC10Z (GY)
4-EC10S (GY) + 4-EC10Z (GY)
4-EC10Y (GY) + 4-EC10Z (GY) | |

C45a

14240

F26034

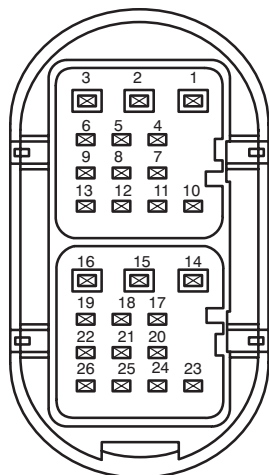


- | | | |
|----------------------|-----------------------|-----------------------|
| (1) 31-AJ83 (BK) | (9) 4-EE9A (GY/OG) | (18) |
| 31-AJ83A (BK) | (10) 29-AJ83 (OG/BU) | (19) |
| (2) 32-AA59 (WH/BK) | (11) 33-AA60 (YE) | (20) |
| (3) 33-AA59 (YE/BK) | (12) | (21) 91S-AB18 (BK/GN) |
| 33-AA59A (YE/BK) | (13) | (22) 91-AJ83 (BK/BU) |
| (4) 10-MD29 (GY/WH) | (14) 9-AB20 (BN/WH) | (23) |
| (5) 8-MD29 (WH/VT) | (15) | (24) |
| (6) 31S-GL12 (BK/OG) | (16) 7-AB20 (YE/VT) | (25) |
| (7) | (17) 91S-AB19 (BK/RD) | (26) |
| (8) | | |

C45b

14240

F26034

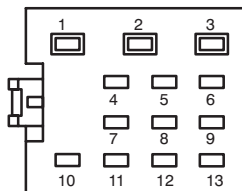


- | | | |
|----------------------|-----------------------|-----------------------|
| (1) 31-AJ83 (BK) | (9) 4-EE9A (GY/OG) | (18) |
| 31-AJ83B (BK) | (10) 29-AJ83 (OG/BU) | (19) |
| (2) 32-AA59A (WH/BK) | (11) 33-AA60 (YE) | (20) |
| (3) 33-AA59A (YE/BK) | (12) | (21) 91S-AB18 (BK/GN) |
| (4) 10-MD29 (GY/WH) | (13) | (22) 91-AJ83 (BK/BU) |
| (5) 8-MD29 (WH/VT) | (14) 9-AB31 (BN/WH) | (23) |
| (6) 31S-GL12 (BK/OG) | (15) | (24) |
| (7) | (16) 7-AB31 (YE/VT) | (25) |
| (8) | (17) 91S-AB30 (BK/RD) | (26) |

C47

14014

F13026



- (1) 15-AJ7 (GN/BU)
9-AB15 (BN/WH)
9-AB15R (BN/WH)
- (2) 32-AJ18 (WH/VT)
91-AJ80 (BK/OG)
- (3) 33-AJ18 (YE/VT)
7-AB15 (YE/VT)
7-AB15R (YE/VT)
- (4) 34-AD10 (BU/YE)
91S-AB14 (BK/RD)
91S-AB14R (BK/RD)
- (5) 33-AD11 (YE/VT)
91S-AB12 (BK/OG)
91S-AB12R (BK/OG)

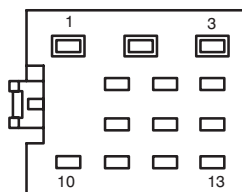
- (6) 1-AB16 (WH/RD)
32-AD9 (WH/GN)
1-AB16R (WH/RD)
- (7) 2-AB16 (GY/RD)
32-AA59E (WH/BK)
33-AA59E (WH/BK)
34-AD10 (BU/YE)
2-AB16R (GY/RD)
- (8) 33-AA59 (YE/BK)
33-AA59A (YE/BK)
91S-AB13 (BK/GN)
91S-AB13A (BK/GN)
91S-AB13R (BK/GN)
- (9) 31-AA63A (BK/OG) +
31S-AA63B (BK/OG)
91-AD24 (BK/RD)
91-AJ80 (BK/OG)

- (10) 29S-AB9 (OG/BK)
31S-AA64A (BK/GN) +
31A-AA64B (BK/GN)
33-AD27 (YE/GN)
- (11) 8-GL10B (WH)
31S-AA62A (BK/WH) +
31S-AA62B (BK/WH)
32-AD27 (WH/GN)
- (12) 31S-AD24 (BK/RD)
33-AA60A (YE)
91S-AB9 (BK/GN)
- (13) 31S-AA61A (BK/BU) +
31S-AA61B (BK/BU)
91S-AB9 (BK/GN)

C48

14014

F13028

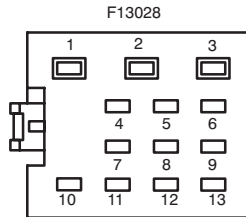


- (1) 15-AJ7 (GN/BU)
- (2) 32-AJ18 (WH/VT)
- (3) 33-AJ18 (YE/VT)
- (4) 34-AD10 (BU/YE)
- (5) 33-AD11 (YE/VT)
- (6) 49S-LG13 (BU/RD)
49S-LA13A (BU/RD)
- (7) 32-AA59E (WH/BK)
- (8) 33-AA59A (YE/BK)

- (9) 31S-AA63A (BK/OG) +
31S-AA63B (BK/OG)
- (10) 31S-AA64A (BK/GN) +
31S-AA64B (BK/GN)
- (11) 31S-AA62A (BK/WH) +
31S-AA62B (BK/WH)
- (12) 33-AA60A (YE)
- (13) 31S-AA61A (BK/BU) +
31S-AA61B (BK/BU)

C49

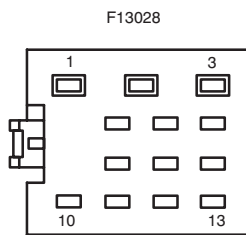
14014



- | | |
|--|--|
| <p>(1) 31-DA12 (BK)
31-DA12A (BK)
31-DA12B (BK)
31-DA12C (BK)
31-DA12D (BK)
31-DA12E (BK)
31-DA12F (BK)</p> <p>(2) 4-EE9B (GY/OG)
4-EE9C (GY/OG)
49S-LG20A (BU/WH)
49S-LG20 (BU/WH)</p> <p>(3) 29-AJ27 (OG/WH)</p> <p>(4) 10-MD17 (GY/RD)
10-MD17A (GY/RD)</p> <p>(5) 8-MD17 (WH/RD)
8-MD17A (WH/RD)</p> <p>(6) 31S-GL16A (BK/BU)</p> <p>(7) 4-EC10 (GY) + 4-EC10A (GY)
4-EC10 (GY) + 4-EC10C (GY)
4-EC10 (GY) + 4-EC10E (GY)
4-EC10 (GY) + 4-EC10F (GY)
4-EC10 (GY) + 4-EC10G (GY)
4-EC10A (GY) + 4-EC10U (GY)
4-EC10C (GY) + 4-EC10U (GY)
4-EC10R (GY) + 4-EC10U (GY)
4-EC10AB (GY) + 4-EC10U (GY)</p> | <p>(8) 5-EC10 (BU) + 5-EC10A (BU)
5-EC10 (BU) + 5-EC10C (BU)
5-EC10 (BU) + 5-EC10E (BU)
5-EC10 (BU) + 5-EC10F (BU)
5-EC10 (BU) + 5-EC10G (BU)
5-EC10A (BU) + 5-EC10U (BU)
5-EC10C (BU) + 5-EC10U (BU)
5-EC10R (BU) + 5-EC10U (BU)
5-EC10AB (BU) + 5-EC10U (BU)</p> <p>(9) 4-EE9B (GY/OG)
4-EE9C (GY/OG)
49S-LG20 (BU/WH)
49S-LG20A (BU/WH)</p> <p>(10)</p> <p>(11) 15S-HB28 (GN/OG)
15S-HB36 (GN/OG)</p> <p>(12) 33-AD28 (YE/GN)</p> <p>(13) 32-AD28 (WH/GN)</p> |
|--|--|

C50

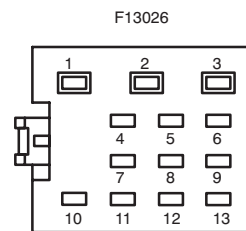
14014



- | | |
|---|--|
| <p>(1) 15-AJ18 (GN/WH)</p> <p>(2) 32-AJ18 (WH/VT)</p> <p>(3) 33-AJ18 (YE/VT)</p> <p>(4) 34-AD10 (BU/YE)</p> <p>(5) 33-AD11 (YE/VT)</p> <p>(6) 32-AD9 (WH/GN)</p> <p>(7) 32-AA59F (WH/BK) +
32-AA59B (WH/BK)</p> | <p>(8) 33-AA59B (YE/BK)</p> <p>(9) 31S-AA61B (BK/BU)</p> <p>(10) 31S-AA62B (BK/WH)</p> <p>(11) 31S-AA63B (BK/OG)</p> <p>(12) 33-AA60B (YE)</p> <p>(13) 31S-AA64B (BK/GN)</p> |
|---|--|

C51

14014

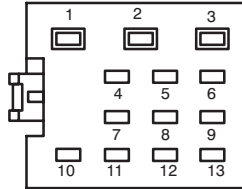


- | | |
|---|---|
| <p>(1) 15-AJ18 (GN/WH)
9-AB26 (BN/WH)
9-AB26R (BN/WH)</p> <p>(2) 32-AJ18 (WH/VT)
91-AJ70 (BK/GN)
91-AJ70A (BK/GN)
91-AJ70B (BK/GN)</p> <p>(3) 33-AJ18 (YE/VT)
7-AB26 (YE/VT)
7-AB26R (YE/VT)</p> <p>(4) 34-AD10 (BU/YE)
91S-AB25 (BK/RD)
91S-AB25R (BK/RD)</p> <p>(5) 33-AD11 (YE/VT)
91S-AB23 (BK/OG)
91S-AB23R (BK/OG)</p> <p>(6) 1-AB27 (WH/RD)
32-AD9 (WH/GN)
1-AB27R (WH/RD)</p> | <p>(7) 2-AB27 (GY/RD)
2-AB27R (GY/RD)
32-AA59B (WH/BK)
32-AA59F (WH/BK)</p> <p>(8) 33-AA59B (YE/BK)
91S-AB24 (BK/GN)
91S-AB24A (BK/GN)
91S-AB24R (BK/GN)</p> <p>(9) 31S-AA61B (BK/BU)
91-AJ70 (BK/GN)
91-AJ70A (BK/GN)
91-AJ70B (BK/GN)</p> <p>(10) 31S-AA62B (BK/BU)</p> <p>(11) 31S-AA63B (BK/OG)</p> <p>(12) 33-AA60B (YE)</p> <p>(13) 31S-AA64B (BK/GN)</p> |
|---|---|

C52

14014

F13028

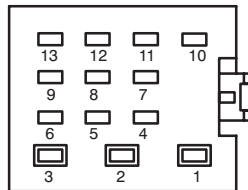


- | | |
|----------------------|-----------------------|
| (1) 31-DA21 (BK) | (6) 31S-GL12 (BK/OG) |
| 31-DA21A (BK) | (7) |
| 31-DA21B (BK) | (8) |
| 31-DA21C (BK) | (9) 4-EE9A (GY/OG) |
| 31-DA21D (BK) | 4-EE9D (GY/OG) |
| 31-DA21F (BK) | |
| (2) 32-AA59C (WH/BK) | (10) 29-AJ83A (OG/BU) |
| (3) 33-AA59C (YE/BK) | (11) 33-AA60C (YE) |
| (4) 10-MD11 (GY/WH) | (12) |
| 10-MD11A (GY/WH) | (13) 49-LG20 (BU/WH) |
| (5) 8-MD11 (WH/VT) | |
| 8-MD11A (WH/VT) | |

C53

14014

F13026

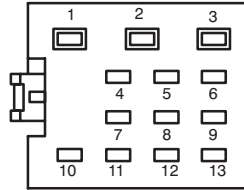


- | | |
|----------------------|---------------------|
| (1) 9-AB20 (BN/WH) | (9) 91-AJ83 (BK/BU) |
| (2) | (10) |
| (3) 7-AB20 (YE/VT) | (11) |
| (4) 91S-AB19 (BK/RD) | (12) |
| (5) | (13) |
| (6) | (14) |
| (7) | (15) |
| (8) 91S-AB18 (BK/GN) | (16) |

C54

14014

F13028

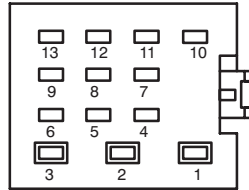


- | | |
|----------------------|----------------------|
| (1) 31-DA22A (BK) | (6) 31S-GL19 (BK/GN) |
| 31-DA22C (BK) | (7) |
| 31-DA22D (BK) | (8) |
| 31-DA22E (BK) | (9) 4-EE9B (GY/OG) |
| 31-DA22F (BK) | 4-EE9C (GY/OG) |
| 31-DA22G (BK) | 4-EE9D (GY/OG) |
| (2) 32-AA59D (WH/BK) | (10) 29-AJ84 (OG/WH) |
| (3) 33-AA59D (YE/BK) | (11) 33-AA60D (YE) |
| (4) 10-MD18 (GY) | (12) |
| 10-MD18A (GY) | (13) |
| (5) 8-MD18 (WH) | |
| 8-MD18A (WH) | |

C55

14014

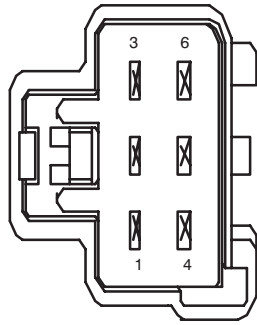
F13026



- | | |
|----------------------|----------------------|
| (1) 9-AB31 (BN/WH) | (6) |
| (2) | (7) |
| (3) 7-AB31 (YE/VT) | (8) 91S-AB29 (BK/GN) |
| (4) 91S-AB30 (BK/RD) | (9) 91-AJ71 (BK/BU) |
| (5) | (10) |

C56

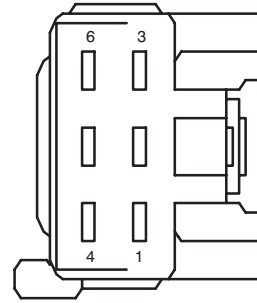
18D817



- (1) 9-GK8 (WH/BK)
- (2) 7-GK8 (GY/OG)
- (3) 8-GK12 (BK)

- (4) 10-GK12 (GY/BK)
- (5) 3-GK12 (BK)
- (6)

14401



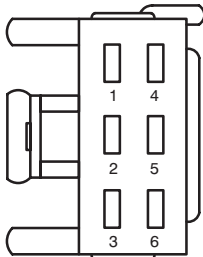
- (1) 9-GK8 (WH/BK)
- (2) 7-GK8 (GY/OG)
- (3) 8-GK12 (WH/GN)

- (4) 10-GK12 (GY/BK)
- (5) 3-GK12 (BK)
- (6)

C57

14335

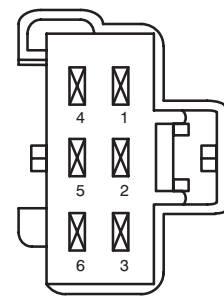
F06109



- (1) 8-MC8 (WH/RD)
8-MC8D (WH/RD)
8-MC8E (WH/RD) + 8-MC8D (WH/RD)
- (2) 3-MC8 (BK)
3-MC8D (WH/RD)
3-MC8E (BK) + 3-MC8 (BK)
- (3) 15S-LG6C (GN/YE)
31S-LB6 (BK/YE)
34S-LG6 (BU)

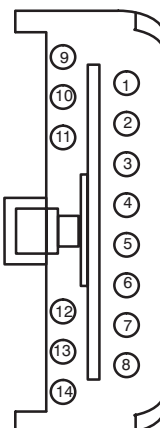
14401

F06112



- (4)
- (5) 8-GL10B (WH) + 8-GL10A (WH)
8-GL10B (WH)
- (6) 29S-LC7K (OG/BU)

F14002

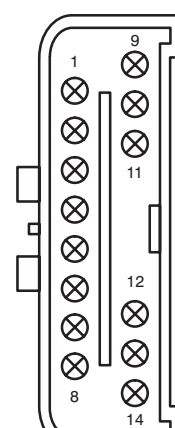


14014

C58

17N400

F14008



(1) 15S-HB19 (GN/BU)
15S-HB19A (GN/BU)
31-DA13A (BK)

(2)

(3) 29-KA28 (BK)
29-KA28 (OG/BU)
29-KA28A (OG/BU)

(4) 32-AA27 (BK)
32-AA27 (WH/GN)
32-AA27A (WH/GN)

(5) 29S-LF21 (BK)
29S-LF21 (OG/BK)
29S-LF21A (OG/BK)
29S-LF21C (BK)

(6) 32-KA28 (BK)
32-KA28 (WH/RD)
32-KA28A (WH/RD)

(7)

(8) 31S-GL20 (BK)
31S-GL20 (BK/RD)
31S-GL20A (BK/RD)

(9) 15S-LG6 (GN/YE)+
15S-LG14B (GN/RD)
15S-LG6A (BK)
15S-LG6B (BK)
15S-LG6D (GN/YE)
31S-LB6 (BK/YE)
31S-LB25 (BK)
31S-LB25A (BK/BU)

(10) 15S-LG6 (BK)
15S-LG6 (GN/YE)
15S-LG6A (BK)
15S-LG6A (GN/YE)
31S-LB6 (BK/YE)
31S-LB25 (BK)
31S-LB25A (BK/BU)

(11) 31S-AA30 (BK/YE)
31S-AA30 (BK/YE) +
31S-AA30A (BK/YE)
31S-AA30A (BK/YE)
31S-AA30B (BK)
31S-AA30B (YE)
31S-AA30B (BK/YE)
31S-AA30C (BK)
31S-AA30D (BK/YE)

(12) 31S-AB11 (BK)
31S-AB11 (BK/WH)
31S-AB11B (BK)
31S-AB11C (BK)
31S-AB11D (BK/YE)

(13)

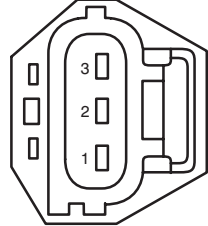
(14) 31S-AB11 (BK)
31S-AB11B (BK/WH)
31S-AB11 (BK/WH)

C59

(4) 31S-AA30B (BK)
31S-AA30A (BK/YE)

12A690

F03167

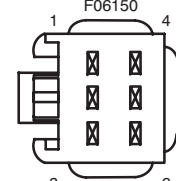


(1) 8-RJ11A (WH/GN)
(2) 9-RJ11A (BN/GN)
(3) 7-RJ11A (YE/GN)

C62

14014

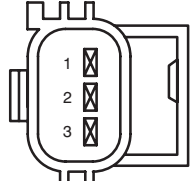
F06150



(1) 15S-HB19 (GN/BU)
(2) 31-HB19 (BK)
(3)
(4) 15-AG17B (GN/BK)
(5) 8-AG26 (WH/GN)
(6) 8-AG27 (WH/VT)

9D274

F03322

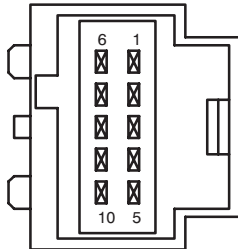


(1) 8-RJ11 (WH/GN)
(2) 9-RJ11 (BN/GN)
(3) 7-RJ11 (YE/GN)

C64

14335

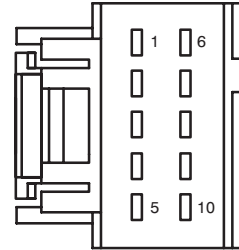
F10160



- | | |
|---|----------------------|
| (1) 8-MC8 (WH/RD) | (6) 29S-LC7K (OG/BU) |
| (2) 3-MC8 (BK)
3-MC8 (WH/RD) | (7) 9-GK8 (WH/BK) |
| (3) 15S-LG6C (GN/YE)
31S-LB6 (BK/YE) | (8) 7-GK8 (GY/OG) |
| (4) 3-GK12 (BK) | (9) 8-GK12 (WH/GN) |
| (5) 8-GL10A (WH) | (10) 10-GK12 (GY/BK) |

14401

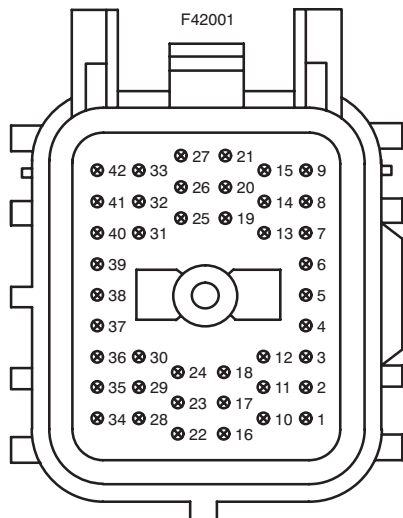
F10148



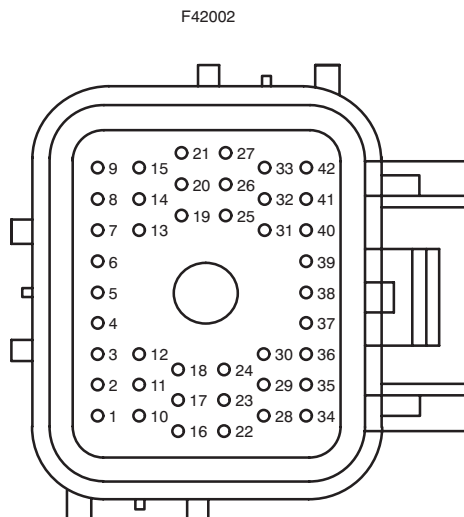
- | | |
|---|----------------------|
| (1) 8-MC8 (WH/RD) +
8-MC8E (WH/RD)
8-MC8D (WH/RD) | (5) 8-GL10B (WH) |
| (2) 3-MC8 (BK)
3-MC8E (BK)
3-MC8D (BK) | (6) 29S-LC7K (OG/BU) |
| (3) 34S-LG6 (BU) | (7) 9-GK8 (WH/BK) |
| (4) 3-GK12 (BK) | (8) 7-GK8 (GY/OG) |
| | (9) 8-GK12 (WH/GN) |
| | (10) 10-GK12 (GY/BK) |

C65

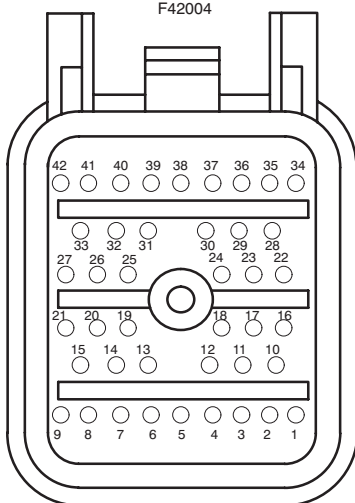
9H589



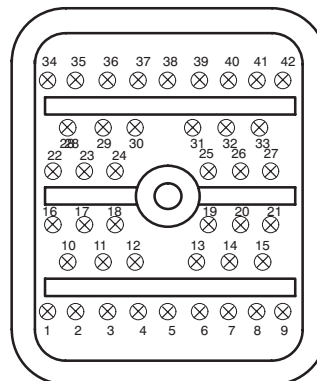
12A690



F42004



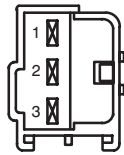
F42005



- | | | | |
|----------------------|-----------------------|----------------------|-----------------------|
| (1) 91S-RL10 (BK/WH) | (12) 9-RJ20 (BN/GN) | (23) 7-RJ20 (YE/GN) | (33) 9-RL46C (BN/YE) |
| (2) 15-RL10 (GN/WH) | (13) 9-RJ3 (BN/WH) | (24) 7-RL7 (YE/GN) | (34) 91S-RL50 (BK/BU) |
| (3) 91S-RL11 (BK/YE) | (14) 8-RJ3 (WH/VT) | (25) 91S-RL7 (BK/GN) | (35) |
| (4) 15-RL11 (GN/YE) | (15) 8-RJ12 (WH/BU) | (26) 15S-RL7 (GN/BK) | (36) 91S-RL27 (BK/RD) |
| (5) 91S-RL12 (BK/BU) | (16) 8-RJ17 (WH/VT) | (27) 15-DC34 (GN/BU) | (37) 8-RL27 (WH/BK) |
| (6) 15-RL12 (GN/BU) | (17) 31S-GC21 (BK/GN) | (28) 8-RJ20 (WH/GN) | (38) 7-RJ11 (YE/GN) |
| (7) 91S-RL13 (BK/OG) | (18) 7-RJ3 (YE/VT) | (29) | (39) 8-RJ11 (WH/GN) |
| (8) 15-RL27 (GN/OG) | (19) 9-RJ12 (BN/BU) | (30) | (40) 9-RJ11 (BN/GN) |
| (9) 15-RL13 (GN/RD) | (20) 8-RJ5 (WH) | (31) | (41) 8-RL46 (WH/BK) |
| (10) 9-RL7 (BN/GN) | (21) 9-RJ5 (BN) | (32) | (42) 91S-RL42 (BK/BU) |
| (11) 8-RL7 (WH/GN) | | | |

C70

F03338

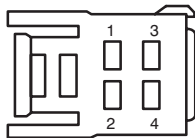


- (1) 15S-MD7 (GN/BU)
- (2)
- (3)

C74

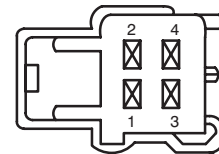
14401

F04106



15R554

F04105




- (1) 8-CE8A (WH/BU)

C77

14K733

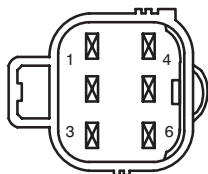
F02572



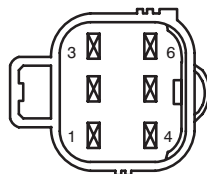
- (1) 31-GJ1 (BK)
- (2) 29S-GJ1 (OG/BU)

F221050

F06140



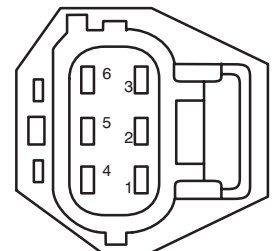
F06140



C79

14K733

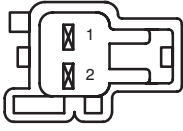
F06218



- (1) 15S-KA21 (GN/YE)
- (2) 32-KA34 (WH/BK)
- (3) 91-GC8 (BK/OG)
- (4) 33-KA34 (YE/BK)
- (5) 91S-GC8 (BK/OG)
- (6) 31-KA21 (BK)

15K857

F02034

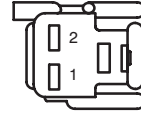


- (1) 1-AB35 (WH/BU)
- (2) 2-AB35 (GY/VT)

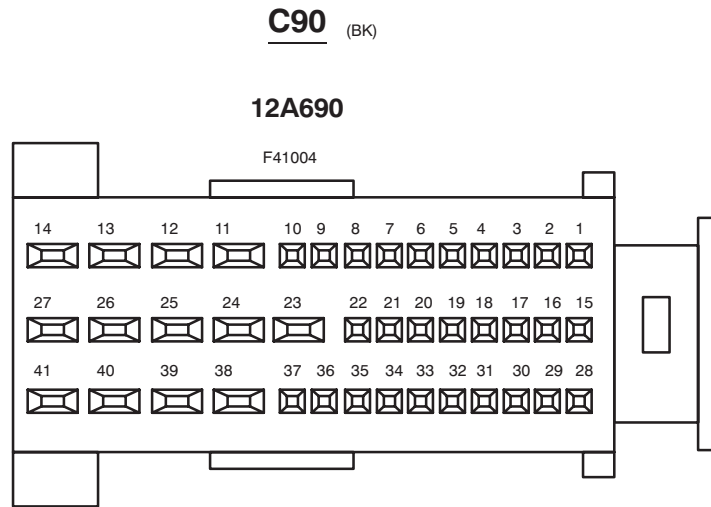
C85

14014

F02056



- (1) 1-AB35A (WH/BU)
- (2) 2-AB35A (GY/VT)

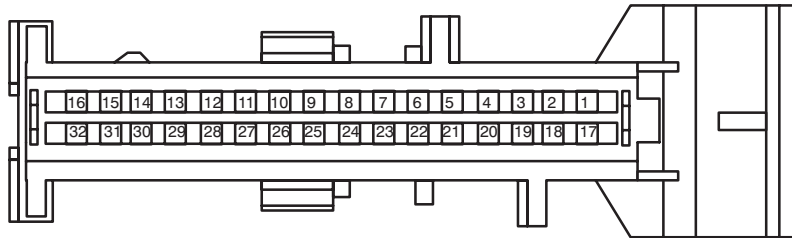


- | | | | |
|--|--|--|--|
| <p>(1) 5-EC7 (BU/RD)
5-EC7A (BU/RD)
5-EC7B (BU/RD)
5-EC7C (BU/RD)
5-EC7D (BU/RD)</p> <p>(2) 31S-GC13 (BK/BU)
91S-RH15 (BK/YE)
91S-RD15 (BK/RD)
91S-RH15 (BK/YE)</p> <p>(3) 91S-TA36A (BK/GN)
91S-DC26 (BK/BU)</p> <p>(4) 31S-BB16 (BK/RD)
31S-BB16A (BK/RD)
50S-BB16A (BK/RD)
31S-RN3H (GN/BU)</p> <p>(5) 8-FA13B (BU)
15S-FA17 (GN/OG)
91S-RE8 (BK/YE)
91S-RE8A (BK/YE)</p> <p>(6) 91S-RH5 (BK/BU)
15S-PE8 (GN/RD)
31-TA53 (BK)</p> <p>(7) 50-BB16 (GY/BK)
50-BB16C (GY/BK)
91S-RH28 (BK/RD)
91S-RH28A (BK/RD)</p> <p>(8) 15S-LG23 (GN/WH)</p> <p>(9) 9-CG11 (BN/YE)</p> <p>(10) 15-LG28 (GN/WH)
15-LG28A (GN/WH)
15-LG28C (GN/WH)</p> <p>(11) 50-BB12 (GY)
50-BB14 (GY)
50-BB12A (BK/RD)</p> <p>(12) 15-DC34 (GN/BU)
15-RL10A (GN/WH)
15-RR1 (GN/RD)
15-RS4 (GN/YE)
15S-RL42 (GN/BU) +
15S-RL50 (GN/BU)
15-DC35 (GN/BU)
15-RN2 (GN/BU)</p> | <p>(13) 30-RE8 (RD)
30-RE8 (RD) +
30-TA55 (RD)</p> <p>(14) 15-RJ22 (GN/RD)
15-RL2 (GN/RD) +
15-CE10 (GN/WH)
15-RN3 (GN/BU)
15-RR4 (GN/BU)</p> <p>(15) 4-EC7 (GY/RD)
4-EC7A (GY/RD)
4-EC7B (GY/RD)
4-EC7C (GY/RD)
4-EC7D (GY/RD)</p> <p>(16) 8-EE14 (WH/BU)
8-EE14 (WH/BU)
15S-DC28A (GN/BU)
15S-LG9A (GN/BK)
15S-LG9C (GN/BK)
31-LG28 (BK)</p> <p>(17) 31S-FA11 (BK/YE)
31S-FA11A (BK/YE)
31S-FA11C (BK/YE)</p> <p>(18) 15S-FA6 (GN/YE)
15S-FA6B (GN/YE)
15S-FA6C (GN/YE)
15S-FA6D (GN/YE)</p> <p>(19) 8-FA4 (WH/VT)
8-FA88 (WH/VT)
91S-PA13 (BK/BU)
91S-PA13A (BK/BU)</p> <p>(20) 30-BA10 (RD)
30-BA10B (RD)
30-BA10D (RD)</p> <p>(21) 91S-RH9 (BK/BU)
91S-RH9A (BK/BU)
91S-RH9B (BK/BU)</p> <p>(22) 91S-LG45 (BK/GN)
91S-LG45 (BK/GN)
91S-AB6C (BK/RD)</p> | <p>(23) 30-RE8 (RD)
30-TA36 (RD)
31S-PD12 (BK/RD)</p> <p>(24) 8-RE31A (WH/BK)
15-DC32 (GN/BU)
15-TA18 (GN/OG) +
15-TA55 (GN/BK)
15S-RD15D (GN/OG)
15S-RD15J (GN/OG)
91S-RH5A (BK/BU)</p> <p>(25) 15S-RD15C (GN/YE)
15S-RD15D (GN/OG)
15S-RD15H (GN/OG)
15S-RD15H (GN/YE)
15S-RD15C (GN/OG)</p> <p>(26) 15S-RD15B (GN/BU)
15S-RD15G (GN/BU)
15S-RD15G (GN/OG)
15S-RD15B (GN/OG)</p> <p>(27) 15S-RD15A (GN/RD)
15S-RD15F (GN/RD)
15S-RD15F (GN/OG)
15S-RD15A (GN/OG)</p> <p>(28) 10-RJ30 (GY)
10-RJ30D (GY)</p> <p>(29) 7-FA88 (YE/VT)
7-PA1 (YE/VT)
50-BB16B (GY/BK)</p> <p>(30) 8-PF36 (WH/GN)
8-PF36A (WH/GN)
8-PF36B (WH/GN)
31S-BB16A (BK/RD)</p> <p>(31) 50-BB16A (GY/BK)
50-BB16D (GY/BK)
50-BB16DA (GY/BK)
50-RE8 (GN/BU)
8-EE20 (WH/BU)</p> <p>(32) 9-FA88 (BN/WH)
9-RE8 (BN/RD)
30-DC26 (RD)</p> | <p>(33) 10-PF36 (GY/OG)
10-PF36A (GY/OG)
10-PF36B (GY/OG)
15S-RN3G (GN/BU)</p> <p>(34) 8-EE1C (WH/RD)
49-PA6 (BU)
49-PA6A (BU)
49-PA6C (BK/RD)</p> <p>(35) 91S-PD12 (BK/RD)
91-FA17C (BK/RD)
91-FA17D (BK/RD) +
91-FA17C (BK/RD)</p> <p>(36) 50-BB16 (GY/BK)
50-BB16B (GY/BK)
7-CG11 (YE/BK)</p> <p>(37) 15-RE17 (GN/BU)
15S-RD15G (GN/BU)
15S-RE8M (GN/YE)
15S-TA36A (GN/BK) +
15-RE17 (GN/BU)</p> <p>(38) 4-PB9 (GY/VT)
8-CG11 (WH/BK)</p> <p>(39) 15S-LG9 (GN/BK)
15S-LG9A (GN/BK)
15-DC25B (GN/BU)
15-RN1 (GN/BU)</p> <p>(40) 15-DC33A (GN/BU)
15-RJ14 (GN/YE) +
15-RJ25 (GN/RD)
15-RJ25A (GN/RD)
15S-RJ48 (GN/BK)
15-DC33 (GN/BU)</p> <p>(41) 15-RE21 (GN/OG) +
15-RE25 (GN/OG)
15-RE21A (GN/OG) +
15-RE21B (GN/OG)
15-RE21 (GN/OG)
15-RE21A (GN/OG)
15-RN3 (GN/BU)</p> |
|--|--|--|--|

C95

14K733

F32022

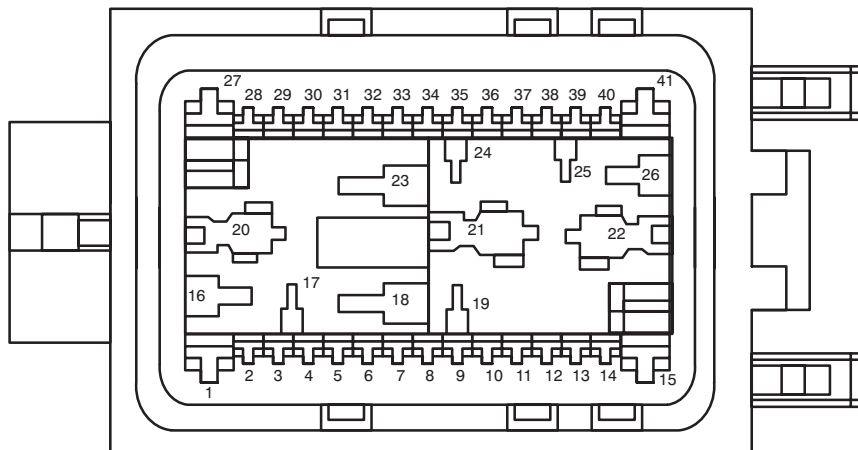


- | | | |
|------|-----------------------|-----------------------|
| (1) | (12) | (23) |
| (2) | (13) 31S-BB7 (BK/BU) | (24) |
| (3) | (14) 31S-KA24 (BK/RD) | (25) |
| (4) | (15) 31S-HB7 (BK/BU) | (26) |
| (5) | (16) | (27) 29S-GL43 (OG/BK) |
| (6) | (17) | (28) 8-GE38 (WH/BK) |
| (7) | (18) | (29) 31S-GL7 (BK/YE) |
| (8) | (19) | (30) 9-GE38 (BN/YE) |
| (9) | (20) | (31) |
| (10) | (21) | (32) 31S-FA23 (BK/BU) |
| (11) | (22) | |

C96

14K733

F41002

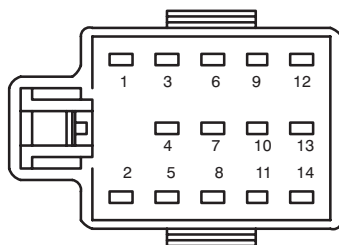


- | | | | | |
|----------------------|----------------------|-----------------------|-----------------------|-----------------------|
| (1) 15S-LE8 (GN/RD) | (10) | (19) | (27) 15-DA6 (GN/WH) | (34) 49S-LG20 (BU/WH) |
| (2) 15S-LE22 (GN/OG) | (11) 31S-GC6 (BK/YE) | (20) 30-DA2 (RD) | (28) 29S-LF16 (OG/GN) | (35) 29S-LF7 (OG/BU) |
| (3) 15S-LE15 (GN/BK) | (12) 31S-KA9 (BK/OG) | (21) 15-DA3 (GN/RD) | (29) | (36) 49S-LG18 (BU) |
| (4) | (13) | (22) 30-DA1 (RD) | (30) | (37) 49S-LG11 (BU/OG) |
| (5) 15-HB1 (GN/BU) | (14) | (23) 32-KA11 (WH/BK) | (31) 15S-LG23 (GN/WH) | (38) 15-RE17 (GN/BU) |
| (6) 32-KA34 (WH/BK) | (15) | (24) | (32) 49S-LG13 (BU/RD) | 15-RE17A (GN/BU) |
| (7) 15S-LE23 (GN/WH) | (16) | (25) 15S-LG46 (GN/OG) | (33) 15-LG28A (GN/WH) | (39) 91-DK20 (BK/RD) |
| (8) 15S-LE16 (GN/OG) | (17) 30-GL43 (RD) | 15S-LG9A (GN/BK) | 15-LG46 (GN/OG) | 91-DK20A (BK/RD) |
| (9) 33-KA34 (YE/BK) | (18) | 15S-LG9C (GN/BK) | 15-LG28 (GN/WH) | (40) 31-KA9A (BK) |
| | | (26) 15S-LE8 (GN/RD) | 15-LG28C (GN/WH) | (41) 32-KA10 (WH/GN) |

C98

14335

F14018

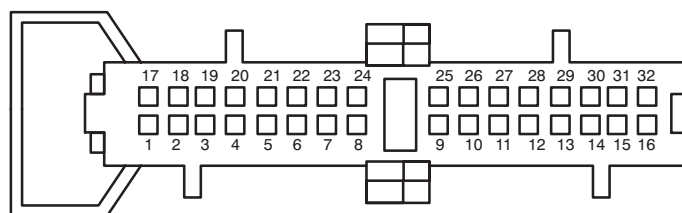


- | | |
|---|--|
| (1) 31-DA15 (BK)
31-DA15A (BK) | (8) 8-GB8 (WH/BU) |
| (2) 8-AG12 (WH/GN) | (9) 7-GL1 (YE) |
| (3) 8-GL10 (WH)
8-GL10B (WH)
8-GL10C (WH)
8-GL10A (WH) +
8-GL10B (WH) | (10) 29-AA57 (OG/YE)
29-AA57 (OG/YE) +
29-MD16A (OG/GN) |
| (4) 91-DA4 (BK/GN)
91-LC7A (BK/BU) | (11) 15-AG12A (GN/BK)
15-AG12B (GN/BK)
15-AG7A (GN/BU) +
15-AG12C (GN/BK) |
| (5) 15S-AD15 (GN/RD) | (12) 8-KA41 (WH/GN) |
| (6) 8-AA57 (WH) | (13) 31S-LB12 (BK/YE) |
| (7) 29-LB6A (OG/YE)
29-LC7B (OG/BU) | (14) 15-AG25 (GN/OG)
29-AG12 (OG/BK) |

C99

14014

F32020

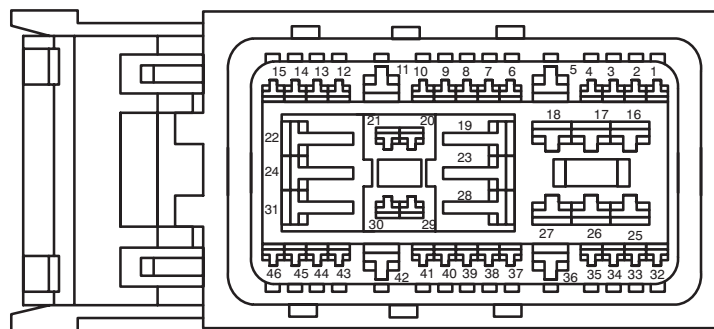


- | | | |
|--|------------------------|---|
| (1) | (14) 31S-AA64A (BK/GN) | (24) |
| (2) | (15) | (25) 8-AB22 (WH/GN) |
| (3) | (16) 5-EC10 (BU) | (26) 31S-GL20 (BK/RD) |
| (4) | 5-EC10AA (BU) | (27) 31S-AA62A (BK/WH) |
| (5) | 5-EC10AF (BU) | (28) |
| (6) | 5-EC10L (BU) | (29) 31S-AA61A (BK/BU) |
| (7) | 5-EC10Z (BU) | (30) 31S-AA30 (BK/YE)
31S-AA30C (BK/YE) |
| (8) | 5-EC10AR (BU) | (31) |
| (9) 31S-GL16A (BK/BU) | (17) | (32) 4-EC10 (GY)
4-EC10AA (GY)
4-EC10AF (GY)
4-EC10L (GY)
4-EC10Z (GY)
4-EC10AR (GY) |
| (10) 31S-GL19 (BK/GN)
91S-AB24A (BK/GN) | (18) | |
| (11) 31S-GL12 (BK/OG)
91S-AB13A (BK/GN) | (19) | |
| (12) 31S-GL9A (BK/YE) | (20) | |
| (13) 31S-AA63A (BK/OG) | (21) | |
| | (22) | |
| | (23) | |

C100

14014

F46006

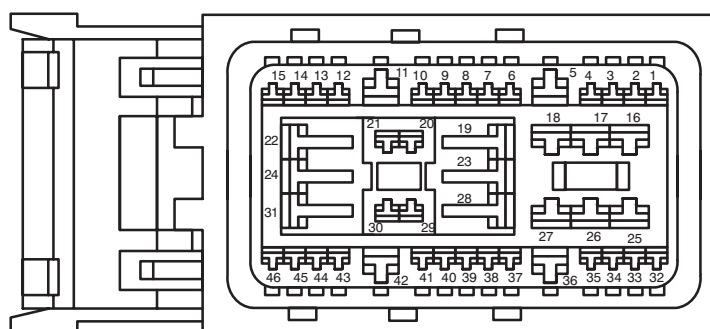


- | | | |
|-----------------------|-------------------------|-------------------------|
| (1) 15S-LG9B (GN/BK) | (18) 32-AA59 (WH/BK) | (33) 49S-LG19 (BU/RD) |
| 15S-LG16A (GN/OG) | 32-AA59F (WH/BK) | 49S-LG19B (BU/RD) |
| 15S-LG1 (GN/YE) | | 49S-LG19A (BU/RD) |
| (2) 29-RE43 (OG/YE) | (19) | 49S-LG19C (BU/RD) |
| (3) 15-GN10 (GN/YE) + | (20) 15-HC11 (GN/WH) + | 49S-LG19C (BU/RD) |
| 15-RE43 (GN/YE) | 15-HC8 (GN/RD) | 49S-LG19C (BU/RD) |
| 15-GN10 (GN/YE) + | 15-HC11A (GN/WH) + | (34) 29S-LF11 (OG/WH) |
| 15-GA6 (GN/YE) | 15-HC8A (GN/RD) | 29S-LF11A (OG/WH) |
| 15-GA6B (GN/YE) | (21) 29-AB11 (OG/WH) | (35) 29-AD12 (OG/YE) |
| (4) | (22) 29-AD27 (OG/BK) | (36) 15S-LG14 (GN/RD) |
| (5) 29-AJ26 (OG/YE) | (23) 15S-HB19 (GN/BU) | (37) 91S-RP3 (BK/RD) |
| (6) | 15S-HB19B (GN/BU) | (38) 29-LB25 (OG/BU) |
| (7) 15-RJ30 (GN/YE) | (24) 15-AJ18 (GN/WH) + | 29-LB25A (OG/BU) |
| 15-RJ30C (GN/YE) + | 15-AJ7 (GN/BU) | (39) 29S-LF20 (OG) |
| 15-AB11 (GN/WH) | (25) 32-AA59E (WH/BK) + | 29S-LF20B (OG) |
| (8) 30-AL19 (RD) | 32-AA43A (WH/VT) | 29S-LF20A (OG) |
| (9) | 32-AA43A (WH/VT) | (40) 15S-HB15 (GN/BK) + |
| (10) 29S-LF21 (OG/BK) | (26) 29-AJ27 (OG/WH) | 15S-HB28 (GN/OG) |
| (11) 33-AA43B (YE/VT) | (27) 29-AJ83 (OG/BU) | (41) |
| 33-AA59 (YE/BK) | (28) 30-LE29 (RD) + | (42) |
| (12) 29S-GL26 (OG/GN) | 29-HA28 (OG) | (43) |
| (13) 15-LG23 (GN/WH) | (29) 29-AJ84 (OG/WH) | (44) 29-MD8 (OG) |
| (14) 32-KA28 (WH/RD) | (30) 29-AH35 (OG/YE) | (45) |
| (15) 29-KA28 (OG/BU) | (31) | (46) 32-AA27 (WH/GN) |
| (16) 33-AA60 (YE) | (32) 49S-LG12B (BU) | |
| (17) 15S-RG2 (GN/OG) | 49S-LG12 (BU) | |
| 15S-RG2A (GN/OG) | 49S-LG12A (BU) | |
| 15S-RG2B (GN/OG) | 49S-LG12C (BU) | |
| | 49S-LG12C (BU) | |

C102 (BU)

14401

F46006

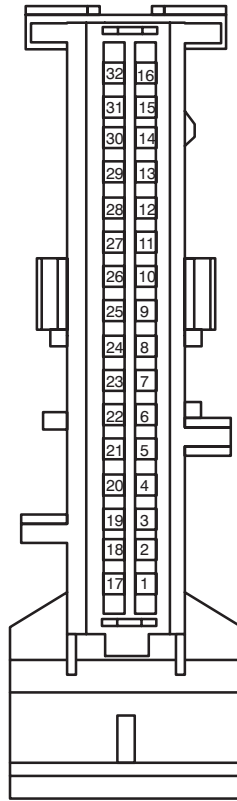


- | | | |
|---|---|--|
| (1) 29S-LF1 (OG/YE) | (14) 15-JA10 (GN/OG) +
15-JA56 (GN/OG) | (30) 15-LD16 (GN/RD) |
| (2) | (15) 15-LE6 (GN/YE) | (31) |
| (3) 75-DA2 (YE/RD)
75-GG14 (YE/BU) +
75-MD15A (YE/GN) | (16) 29-MD1 (OG/YE)
29-MD15A (OG/BK)
29-MD15 (OG/BK)+
29-MC12C (OG/YE) | (32) 29-LE29 (OG/BK) |
| (4) | (17) 15S-LG23 (GN/WH) | (33) 29S-LF5 (OG/BU) |
| (5) 15-DA4 (GN/BK)
15-HB9A (GN/WH) +
15-HB22A (GN/BK)
15-FA13A (GN/RD) | (18) | (34) 29-LC11 (OG/WH) +
29-LC23 (OG/WH) |
| (6) | (19) 31-DA1 (BK) | (35) 15-DA1 (GN/YE) |
| (7) 29-GG14 (OG) +
29-GG14R (OG) | (20) 15-KA19 (GN/OG) | (36) |
| (8) 30-LE6 (RD) | (21) 75-DA1 (YE)
75-DA2 (YE/RD) | (37) |
| (9) 29-RA1 (OG) | (22) | (38) 33-KA34 (YE/BK) |
| (10) 29-FA94 (OG/BK)
29-FA13 (OG) +
30-AB33 (RD) +
29-FA94 (OG/BK) +
30-AB33 (RD) | (23) 29-HA6 (OG/YE) | (39) 15-GG14 (GN/RD) +
15-GL37 (GN/BK)
15-GG14A (GN/RD)
15-GG14 (GN/RD) +
15-GG14C (GN/RD) |
| (11) | (24) | (40) 31S-LC11 (BK/WH) +
31S-LC23 (BK/WH) |
| (12) 15-LE29 (GN/BK) +
15-LE58 (GN/OG) | (25) 29-AB11A (OG/WH) | (41) |
| | (26) | (42) |
| | (27) 29-LB8 (OG)
29-LB8 (OG)+
29S-BB14 (OG/BU) | (43) 32-KA34 (WH/BK) |
| | (28) | (44) 15S-LE21 (GN/BK) |
| | (29) | (45) |
| | | (46) |

C103

14401

F32022

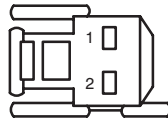


- | | | |
|-----------------------|-----------------------|-----------------------|
| (1) | (12) | (23) 10-KA8 (GY/RD) |
| (2) | (13) 8-FA9 (WH/GN) | (24) 91S-KA35 (BK/BU) |
| (3) | (14) 8-FC10 (WH/VT) | (25) |
| (4) 91S-HB22 (BK/GN) | (15) 31S-GL15 (BK/OG) | (26) |
| (5) 15S-LE42 (GN/RD) | (16) 31S-HB22 (BK/GN) | (27) 91S-LE25 (BK/BU) |
| (6) 31S-GE44B (BK/RD) | (17) 91S-LG8 (BK/OG) | (28) 8-KA47 (WH/GN) |
| (7) 91S-HB9 (BK/WH) | (18) 8-PG13 (WH) | (29) 8-KA46 (WH/BU) |
| (8) | (19) 91S-LE14 (BK/OG) | (30) 8-KA45 (WH/RD) |
| (9) 8-FC9 (WH/BK) | (20) | (31) 91S-LG2 (BK/BU) |
| (10) 9-PG13 (BN) | (21) 91S-KA10 (BK/GN) | (32) 91S-LG1 (BK/YE) |
| (11) 31S-HB9 (BK/WH) | (22) 91S-KA11 (BK/RD) | |

C107

14335, 17N400

F02047



- (1) 15S-LG6 (BK)
15S-LG6A (GN/YE)
15S-LG6C (GN/YE)
- (2) 31-LG6 (BK)
91-LG6A (BK/YE)
91-LG6 (BK/YE)

C110

14A280

F01001

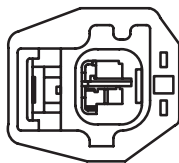


- (1) 30-BA6 (RD) +
30-BB10 (RD)
30-BA6A (RD) +
30-BB10A (RD)
- (2) 50-BB12 (GY)
50-BB12A (GY)

C109

17N400


F02532



- (1) 15S-LG6B (GN/YE)
- (2) 31-LG6A (BK)

13B551

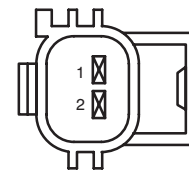
F02574



- (1) 15S-LG6B (GN/YE)
15S-LG6D (GN/YE)
15S-LG6D (GN/YE) +
15S-LG6B (BK)
15S-LG6B (BK)
- (2) 31-LG6B (BK)
31-LG6B (BK)

13B551

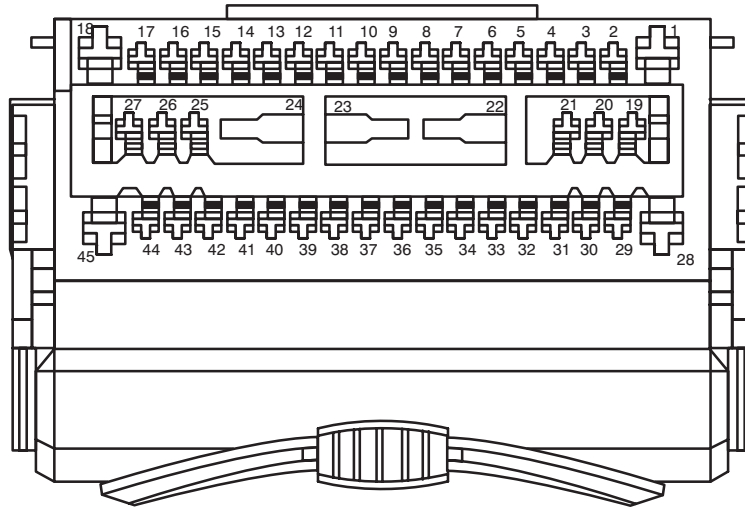
F02066



- (1) 15S-LG6 (BK)
- (2) 31-LG6 (BK)

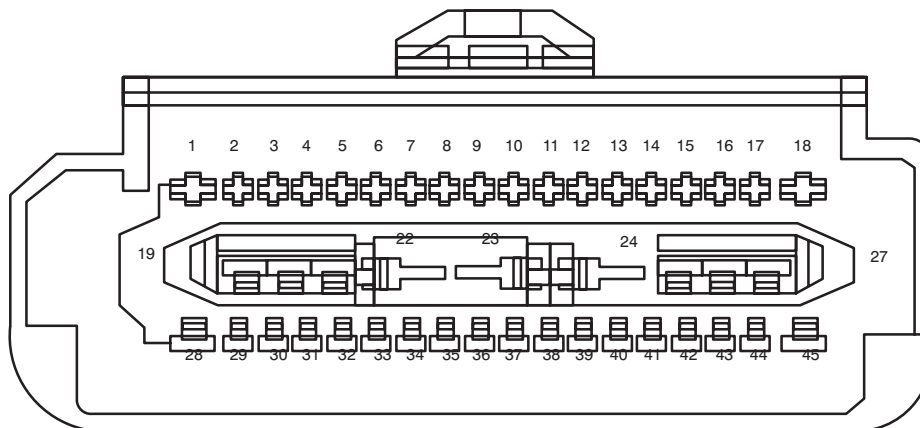
C111
14401

F45004



14K733

F45002

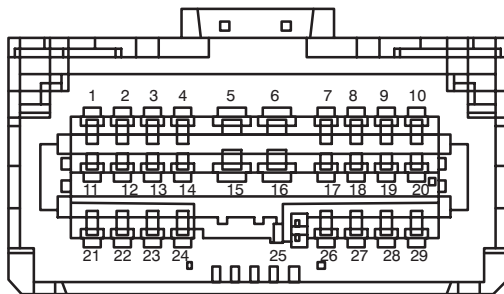


- | | | | |
|---|--|---|---|
| (1) 15-CF54 (GN/WH)
15-CF54 (GN/WH)
15-PD12 (GN/OG) | (11) 7-TC32 (YE/BU)
8-LE45A (WH) +
8-LE46A (WH/RD)
8-LE57 (WH/GN)
8-LE46B (WH/RD)+
8-LE57 (WH/GN) | (22) 15-FA18 (GN/OG)
15-FA18A (GN/OG)
15-FA18D (GN/OG) | (34) |
| (2) 10-CE8 (GY/VT) | (12) 50-BB16 (GY/BK)
50-BB16A (GY/BK)
50-BB16G (GY/BK) | (23) 30-DJ7 (RD) | (35) |
| (3) 15-FA18C (GN/OG)
8-LE46A (WH/RD)
8-LE56A (WH/BU)
8-LE57A (WH/GN) | (13) 30-BB9 (RD)
30-BB19D (RD) | (24) 30S-LE29 (RD/GN)
30S-LE29A (RD/GN) | (36) |
| (4) | (14) 8-CE8 (WH/BU) | (25) 8-TC32 (WH/BU) | (37) 9-TC32 (BN/BU)
10-PF36 (GY/OG) |
| (5) 31S-CF54 (BK/WH)
31S-PD12 (BK/RD) | (15) 9-CE8 (BN/BU)
9-CF1 (BN/RD) +
9-CF1A (BN/RD)
91-CE8 (BK/OG) | (26) 9-LE57 (BN/GN) | (38) 15-CF6A (GN/YE)
15-CF6B (GN/YE)
15-CF6D (GN/YE) +
15-AB33 (GN/OG) |
| (6) 91S-GJ7 (BK/BU) | (16) 7-CE8 (YE/BU)
7-CF1 (YE/RD) +
7-CF1A (YE/RD)
15-CE8 (GN/RD) | (27) | (39) 4-EC10D (GY) +
4-EC10F (GY)
4-EC2 (GY/RD)
4-EC10BC (GY)+
4-EC10F (GY) |
| (7) 15-CF6 (GN/YE)
15-CF6C (GN/YE)
31-TA53 (BK) | (17) 4-PB9 (GY/VT) | (28) | (40) 5-EC10D (BU) +
5-EC10F (BU)
5-EC2 (BU/RD)
5-EC10BC (BU) +
5-EC10F (BU) |
| (8) 9-JA49 (BN)
30S-LE29 (RD/GN)
30S-LE29A (RD/GN)
9-LE45A (BN)
9-LE46A (BN/RD)
31-LE45 (BK) | (18) 91S-GC8 (BK/OG) | (29) | (41) 8-PF36 (WH/GN) |
| (9) 8-JA49 (WH) | (19) 15S-LD1 (GN/YE) | (30) 31-LE45 (BK)
9-LE45 (BN)
9-LE45 (BN)+
31-LE45C (BK) | (42) |
| (10) 91S-CF54 (BK/WH)
91S-PD12 (BK/RD) | (20) 8-LE45 (WH) | (31) 8-LE45A (WH)
8-LE56 (WH/BU)
8-LE46C (WH/RD)+
8-LE56 (WH/BU) | (43) |
| | (21) 8-LE46 (WH/RD) | (32) 9-LE56 (BN/BU) | (44) |
| | | (33) 31-LE46 (BK)
9-LE46 (BN/RD)
9-LE46 (BN/RD)+
31-LE45B (BK) | (45) |

C112

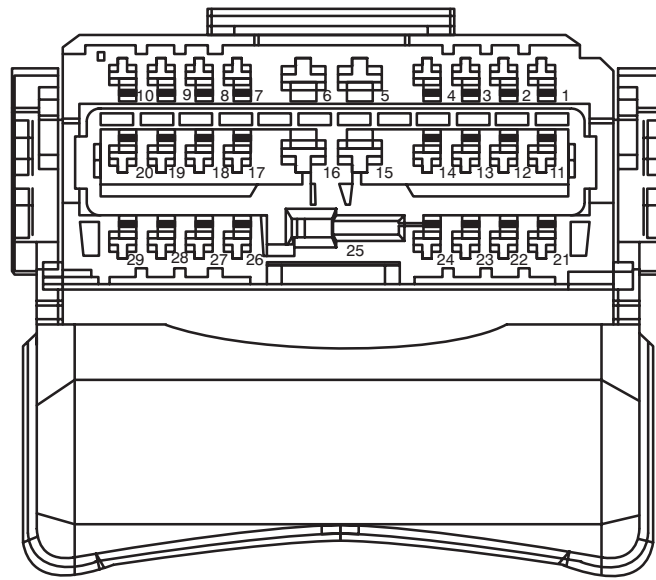
14014

F29004



14401

F29006

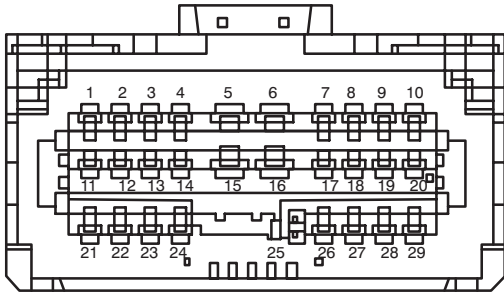


- | | | | | |
|--|---|---|--|--|
| (1) 8-MD17 (WH/RD)
8-MD17A (WH/RD) | (9) 8-MD11 (WH/VT)
8-MD11A (GY/WH)
8-MD18 (WH) | (14) 8-GA7 (WH/RD)
8-GA7A (WH/RD) | (20) 5-EC10AC (BU)
5-EC10E (BU) +
5-EC10DE (BU)
5-EC10F (BU) +
5-EC10DE (BU)
5-EC10AT (BU) +
5-EC10DE (BU)
5-EC10L (BU)
5-EC10AD (BU)
5-EC10P (BU)
5-EC10B (BU)
5-EC10U (BU) | (24) 15S-LD6 (GN/YE)
15S-LD6B (GN/YE) |
| (2) 10-MD17 (GY/RD)
10-MD17A (GY/RD) | (10) 10-MD11A (GY/WH)
10-MD11C (GY/WH)
10MD18 (GY)
10-MD18B (GY) | (15) 29-AB11A (OG/WH)
91S-AG25 (BK/RD) | (21) 31S-GE44 (BK/RD) | (25) 15-AB33 (GN/OG)
91S-PG6 (BK/YE)
91S-AB7 (BK/WH)
91S-AB7 (BK/WH) +
91S-PG6 (BK/YE)
91S-PG6 (BK/YE) +
91S-PG6 (BK/YE) |
| (3) 8-RJ30 (WH)
3-MD49 (BK) | (11) 5-EC7F (BU/RD)
5-EC7G (BU/RD)
5-EC7H (BU/RD)
5-EC7J (BU/RD)
5-EC7L (BU/RD)
5-EC7S (BU/RD)
5-EC7W (BU/RD)
5-EC7Y (BU/RD) | (16) 75-DA2 (YE/RD) | (19) 9-RJ30 (BN)
4-EC10AC (GY)
4-EC10E (GY) +
4-EC10DE (GY)
4-EC10F (GY) +
4-EC10DE (GY)
4-EC10AT (GY) +
4-EC10DE (GY)
4-EC10L (GY)
4-EC10AD (GY)
4-EC10P (GY)
4-EC10B (GY)
4-EC10U (GY) | (26) 1-AB35 (WH/BU)
(27) 2-AB35 (GY/VT) |
| (4) 7-RJ30 (YE)
1-MD49 (WH/GN)
7-RJ30 (YE) +
7-TC32 (YE/BU) | (12) 4-EC7F (GY/RD)
4-EC7G (GY/RD)
4-EC7H (GY/RD)
4-EC7J (GY/RD)
4-EC7L (GY/RD)
4-EC7S (GY/RD)
4-EC7W (GY/RD)
4-EC7Y (GY/RD) | (17) 7-RJ30 (YE) | (22) | (28) |
| (5) 2-MD49 (GY/OG)
15S-MD7 (GN/BU) | (13) 9-GA7 (BN/RD)
9-GA7A (BN/RD) | (18) 8-RJ30 (WH)
34S-LG6 (BU)
31S-LB6 (BK/YE)
15S-LG6C (GN/YE)
91S-JA56 (BK/RD) | (23) | (29) |
| (6) 1-MD50 (WH/BK)
15-JA56 (GN/OG) | | | | |
| (7) 2-MD50 (GY/BK)
91S-BB6 (BK/YE) | | | | |
| (8) 8-MD18 (WH)
8-MD18A (WH/VT)
8-MD18B (WH)
8-MD18C (WH/VT)
9-RJ30 (BN)
9-RJ30 (BN) +
8-TC32 (BN/BU)
91S-AB6A (BK/RD)
91S-AB6A (BK/RD) +
31S-TA32C (BK/WH) | | | | |

C113

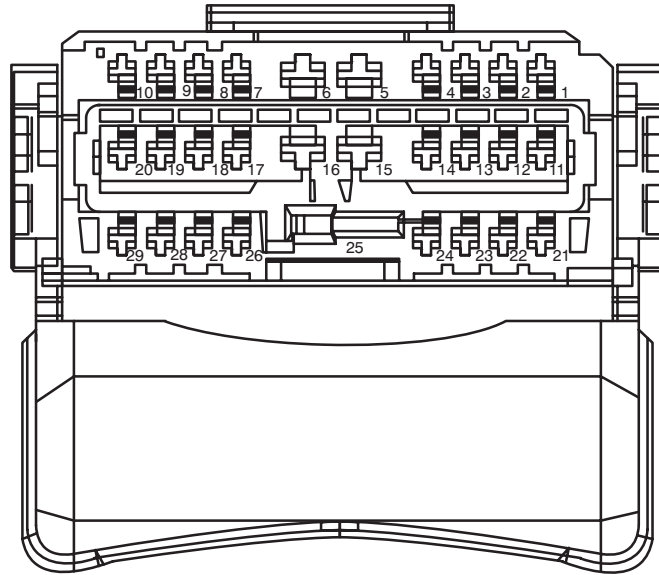
14014

F29004



14K733

F29006



- | | | | |
|---------------------------------------|--|--|---|
| (1) 9-CF34 (BN/BU)
9-CF34A (BN/BU) | (8) 5-EC12 (BU/RD) | (17) 5-EC7 (BU/RD)
5-EC7B (BU/RD)
5-EC7C (BU/RD)
5-EC7R (BU/RD)
5-EC7S (BU/RD)
5-EC7U (BU/RD) | (20)
(21)
(22)
(23)
(24) 30-CG16 (RD) |
| (2) 8-CF34 (WH/BU)
8-CF34A (WH/BU) | (9) 4-EC12 (GY/RD) | (18) 4-EC7 (GY/RD)
4-EC7B (GY/RD)
4-EC7C (GY/RD)
4-EC7R (GY/RD)
4-EC7S (GY/RD)
4-EC7U (GY/RD) | (25) 30-AG14 (RD) |
| (3) 9-CF40 (BN/GN)
9-CF40A (BN/GN) | (10) | (19) | (26) |
| (4) 8-CF40 (BN/GN)
8-CF40A (BN/GN) | (11) 15S-BB18 (GN/BK) | | (27) 91S-RH5 (BK/BU)
29S-RH5A (BK/BU) |
| (5) 10-RJ30 (GY) | (12) | | (28) |
| (6) 9-CF1A (BN/RD)
9-CF67 (BN/RD) | (13) | | (29) |
| (7) 7-CF67 (YE/RD)
7-CF1A (YE/RD) | (14) | | |
| | (15) 15-AB33 (GN/OG)
30S-RD18 (RD/OG) | | |
| | (16) 50-BB16D (GY/BK) | | |

C115

14K733

F02005

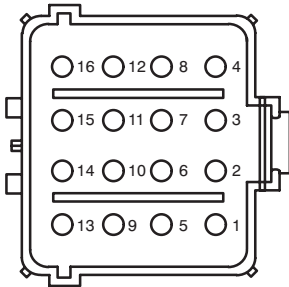


- (1) 15-CF6C (GN/YE)
- (2) 15-CF6D (GN/YE)

C116

12A690

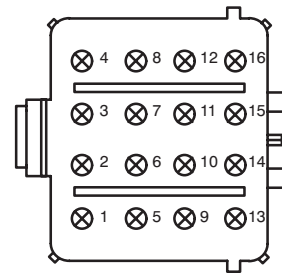
F16020



- (1) 15S-TA37 (GN/YE)
- (2) 15S-TA38 (GN/BU)
- (3) 15S-TA40 (GN/BK)
- (4) 15S-TA39 (GN/RD)
- (5)
- (6) 15-TA55 (GN/BK)
- (7) 91S-LG45 (BK/GN)
- (8) 15S-TA17 (GN/OG)

14K039

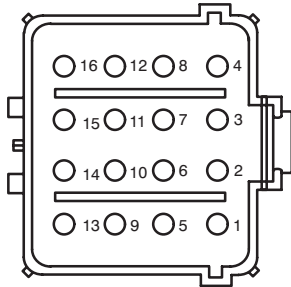
F16020.01



- (9) 9-TA36 (BN/GN)
- (10) 8-TA36 (WH/GN)
- (11) 91S-TA17 (BK/RD)
- (12) 15S-TA24 (GN/BU)
- (13)
- (14) 15S-TA65 (GN/WH)
- (15) 15S-TA64 (GN/OG)
- (16) 15S-TA63 (GN/BK)

12A690

F16034



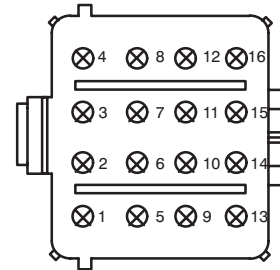
- (1) 4-EC7E (GY/RD)
4-EC7F (GY/RD)
- (2) 5-EC7E (BU/RD)
5-EC7F (BU/RD)
- (3)
- (4) 10-PF36 (GY/OG)
10-PF36A (GY/OG)
- (5) 8-PF36 (WH/GN)
8-PF36A (WH/GN)
- (6) 9-RJ29 (BN/BU)

C117

- (7) 8-RJ29 (WH/BU)
- (8) 91-TA2 (BK/BU)
- (9) 91-TA55 (BK/GN)
- (10) 8-TA27 (WH/VT)
- (11) 9-TA27 (BN/WH)
- (12) 30-TA55 (RD)
- (13) 15S-TA23 (GN/YE)
- (14)

14K039

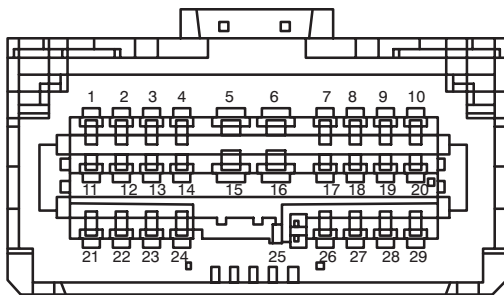
F16036



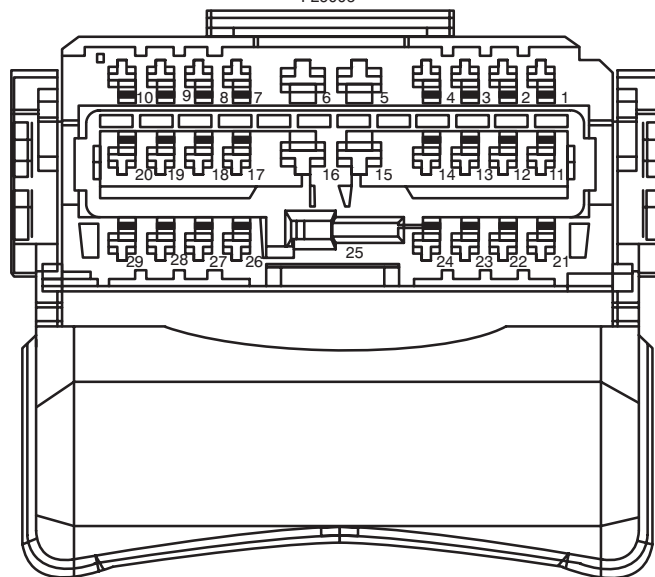
C118

14014

F29004



F29006

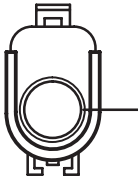


- | | | | |
|--|--|--|--|
| <ul style="list-style-type: none"> (1) 8-MD10 (WH/BK)
8-MD10B (WH/BK) (2) 10-MD10 (GY/BK)
10-MD10B (GY/BK) (3) 10-GL37 (GY/OG)
10-GL37A (GY/OG) (4) 8-GL37 (WH/GN)
8-GL37A (WH/GN) (5) 91S-BB14 (BK/BU) (6) 91S-BB14A (BK/BU) (7) 8-MC8 (WH/RD)
15-GL37 (GN/BK)
15-GL37B (GN/BK) (8) 3-MC8 (BK)
8-GL10B (WH) (9) 8-MD18A (WH)
8-MD18C (WH)
8-MD11 (WH/VT)
8-MD11B (GY/WH)
8-MD11B (WH/VT) | <ul style="list-style-type: none"> (10) 10-MD11 (GY/WH)
10-MD11B (GY/WH)
10-MD18A (GY)
10-MD18C (GY) (11) 2-MD49 (GY/OG) (12) 1-MD49 (WH/GN)
1-AB35 (WH/BU)
1-AB35A (WH/BU) (13) 3-MD49 (BK)
2-AB35 (WH/BU)
2-AB35A (GY/VT) (14) 91S-AB7 (BK/WH)
91S-PG6 (BK/YE)
91S-AB7 (BK/WH) +
91S-PG6 (BK/YE)
91S-PG6 (BK/YE) +
91S-PG6 (BK/YE)
75-DA2 (YE/RD) (15) 2-AB36B (GY/OG) (16) 1-AB36B (WH/GN) | <ul style="list-style-type: none"> (17) 1-AB35 (WH/BU)
1-AB35A (WH/BU)
7-RJ30 (YE)
7-RJ30 (YE) +
7-TC32 (YE/BU) (18) 2-AB35 (WH/BU)
2-AB35A (WH/BU)
8-RJ30 (WH) (19) 9-RJ30 (BN)
9-RJ30 (BN) +
9-TC32 (BN/BU)
15-GL37 (GN/BK)
15-GL37A (GN/BK) (20) 31S-AB6 (BK/RD)
31S-AB6 (BK/RD)
91S-BB6 (BK/YE) (21) 2-MD50 (GY/BK)
8-GA7C (WH/RD)
8-GA7 (WH/RD)
8-GA7F (WH/RD) | <ul style="list-style-type: none"> (22) 1-MD50 (WH/BK)
9-GA7 (BN/RD)
9-GA7C (BN/RD)
9-GA7F (BN/RD) (23) 8-AB33 (WH/BK) (24) 15S-LD6 (GN/YE)
15S-LD6A (GN/YE)
15S-LD6C (GN/YE) +
15S-LD12 (GN/YE)
15S-LD12 (GN/YE)
15S-LD6B (GN/YE)
29-AB11A (OG/WH) (25) 30S-AB33 (RD/BK) (26) 29S-AB9 (OG/BK) +
29S-LC7 (OG/BU)
29S-GL10 (OG/YE)
29S-MD16 (OG/GN) (27) 91S-AB33 (BK/RD) (28) (29) |
|--|--|--|--|

C120 (BK)

12A690

F01009



14A280

F01010



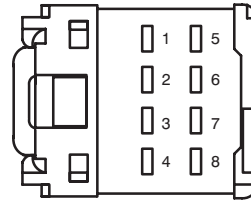
(1)

- (1) 50-BB12 (GY)
- 50S-BB12 (GY)

C122a

14240

F08280

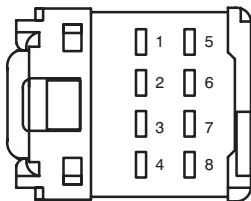


- (1) 7-LH36 (YE/BU) (5)
- (2) 91S-AJ64 (BK/OG) (6)
- (3) 91S-AJ63 (BK/BU) (7)
- (4) 91-AJ32 (BK/OG) (8)

C121

14K138

F08280

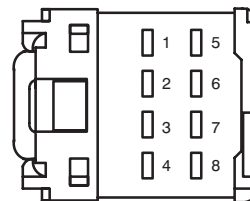


- (1) 7-LH31 (YE/RD) (5)
- (2) 91S-AJ55 (BK/RD) (6)
- (3) 91S-AJ54B (BK/GN) (7)
- (4) 91-AJ18 (BK/WH) (8)

C122b

14240

F08280




- (1) 7-LH36 (YE/BU) (5)
- (2) 91S-AJ64 (BK/OG) (6)
- (3) 91S-AJ63 (BK/BU) (7)
- (4) 91-AJ32 (BK/OG) (8)
- 91-AJ32A (BK/OG)

C123

14014

F04260




- (1) 7-LH31 (YE/RD)
- (2) 91S-AJ55 (BK/RD)
- (3) 91S-AJ54 (BK/GN)
91S-AJ54B (BK/GN)
- (4) 91-AJ18 (BK/WH)

C125

14014

F04260




- (1) 7-LH36A (YE/BU)
- (2) 91S-AJ64A (BK/OG)
- (3) 91S-AJ63A (BK/BU)
- (4) 91-AJ32A (WH)

C124

14014

F04260



- (1) 7-LH36 (YE/BU)
- (2) 91S-AJ64 (BK/OG)
- (3) 91S-AJ63 (BK/BU)
- (4) 91-AJ32 (WH)

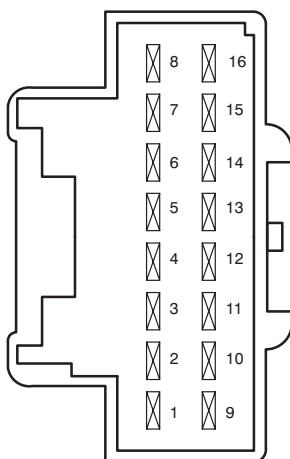
C130

- (1) 8-EE20 (WH/BU)
- (2) 30-DA19A (RD)

C131

14401

F16082



- | | | |
|---------------------|---------------------|----------------------|
| (1) 4-MC16 (GY) | (7) 30-MC11 (RD) | (12) 9-MC19 (BN/GN) |
| (2) 4-MC15 (GY/OG) | (8) 31-MC11 (BK) | (13) 2-MC13 (GY/RD) |
| (3) 10-MC19 (GY/OG) | (9) 5-MC16 (BU) | (14) 2-MC14 (GY/VT) |
| (4) 8-MC11 (WH/VT) | (10) 5-MC11 (BU/OG) | (15) 29-MC11 (OG/WH) |
| (5) 1-MC13 (WH/RD) | (11) 8-MC19 (WH/BN) | (16) |
| (6) 1-MC14 (WH/BU) | | |

C132

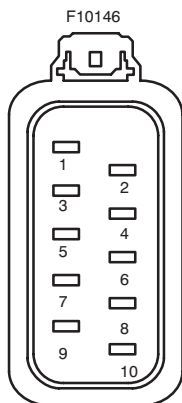
- (1) 30-DA25C (RD)

C133

- (1) 91S-RH28 (BK/RD)
- (2) 15-RH28 (GN/OG)

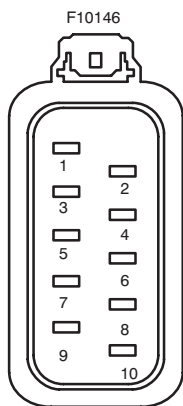
C148

14A584




- | | | |
|--|---|---|
| <ul style="list-style-type: none"> (1) 31-AA58A (BK)
91-AA58A (BK/YE) (2) 31S-AA61 (BK)
31S-AA61C (BK)
91S-AA61B (BK)
31S-AA61C (BK)
91S-AA61A (BK/BU)
31S-AA61 (BK/BU) (3) 31S-AA62C (BK)
91S-AA62A (BK/WH)
91S-AA62B (BK)
31S-AA62 (BK/WH) (4) 31S-GL9A (BK/YE)
31S-GL9B (BK)
31S-GL9B (BK/YE) | <ul style="list-style-type: none"> (5) 32-AA59 (WH/BK)
32-AA59A (WH/BK)
32-AA59C (BK)
33-AA59B (BK)
33-AA59C (BK) (6) 33-AA60 (YE)
33-AA60A (YE)
33-AA60A (YE/BK)
33-AA60B (BK)
33-AA60C (BK) (7) 32-AA59B (BK)
32-AA59C (BK)
33-AA59A (YE/BK)
33-AA59B (BK)
33-AA59 (YE/BK) | <ul style="list-style-type: none"> (8) 31-AA58C (BK)
91-AA58A (BK/YE)
91-AA58B (BK) (9) 91S-AA64B (BK)
31S-AA64C (BK)
31S-AA64 (BK/GN)
91S-AA64A (BK/GN) (10) 91S-AA63A (BK/OG)
31S-AA63 (BK/OG)
31S-AA63C (BK)
91S-AA63B (BK) |
|--|---|---|

C149
14K138



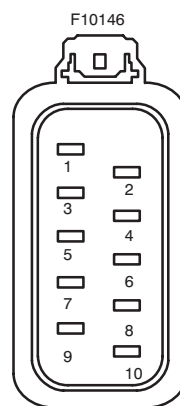
- | | | | | | | | | | |
|---|---|--|--|---|---|---|---|---|--|
| (1) 91-AA58A (BK)
31-AA58C (BK)
91-AA58 (BK/YE)
91-AA58B (BK/YE) | (2) 91S-AA61A (BK)
31S-AA61C (BK)
91S-AA61 (BK/BU)
31S-AA61B (BK/BU) | (3) 91S-AA62 (BK/WH)
91S-AA62A (BK)
91S-AA62A (BK/WH)
31S-AA62B (BK/WH) | (4) 31S-GL16A (BK/BU)
31S-GL16B (BK)
31S-GL16B (BK/BU) | (5) 32-AA59A (BK)
32-AA59C (BK)
33-AA59B (YE/BK)
33-AA59 (YE/BK) | (6) 33-AA60B (YE)
33-AA60 (YE)
33-AA60A (BK)
33-AA60C (BK) | (7) 33-AA59A (BK)
33-AA59C (BK)
32-AA59 (WH/BK)
32-AA59B (WH/BK) | (8) 31-AA58B (BK)
31-AA58C (BK)
91-AA58 (BK/YE) | (9) 31S-AA64B (BK/GN)
31S-AA64C (BK)
91S-AA64A (BK)
91S-AA64 (BK/GN) | (10) 91S-AA63 (BK/OG)
31S-AA63B (BK/OG)
31S-AA63C (BK)
91S-AA63A (BK) |
|---|---|--|--|---|---|---|---|---|--|

C150a
14240



- | | | | | | | | | | |
|---------------------------------------|-----------------------------------|--|----------------------|---|-----------------------------------|--|---------------------------------------|-----------------------|---------------------|
| (1) 31-AJ83A (BK)
91-AA58B (BK/YE) | (2) 33-AA60B (YE)
33-AA60 (YE) | (3) 33-AA59B (BK)
33-AA59 (YE/BK)
33-AA59B (YE/BK) | (4) 31S-GL12 (BK/OG) | (5) 32-AA59 (WH/BK)
32-AA59B (WH/BK) | (6) 33-AA60B (YE)
33-AA60 (YE) | (7) 32-AA59C (WH/BK)
32-AA59A (WH/BK) | (8) 91-AA58C (BK/YE)
31-AJ83B (BK) | (9) 31S-AA63B (BK/OG) | (10) 31S-AA63C (BK) |
|---------------------------------------|-----------------------------------|--|----------------------|---|-----------------------------------|--|---------------------------------------|-----------------------|---------------------|

C150b
14240



- | | | | | | | | | | |
|----------------------|--|-----------------------------------|--|---------------------------------------|-----------------------|--------------------|-----------------------|--------------------|---------------------|
| (1) 31S-GL12 (BK/OG) | (2) 33-AA59A (YE/BK)
33-AA59C (YE/BK) | (3) 33-AA60 (YE)
33-AA60B (YE) | (4) 32-AA59C (WH/BK)
32-AA59A (WH/BK) | (5) 91-AA58C (BK/YE)
31-AJ83B (BK) | (6) 31S-AA63B (BK/OG) | (7) 31S-AA63C (BK) | (8) 31S-AA63B (BK/OG) | (9) 31S-AA63C (BK) | (10) 31S-AA63A (BK) |
|----------------------|--|-----------------------------------|--|---------------------------------------|-----------------------|--------------------|-----------------------|--------------------|---------------------|

700-07-00

Connector Views

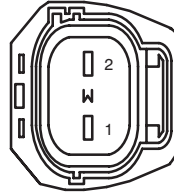
700-07-00

-34

C152 (GY)

14014

F02074

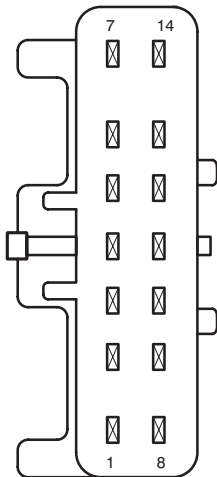


- (1) 33-AA43 (YE/VT)
33-AA43B (YE/VT)
- (2) 32-AA43A (WH/VT)

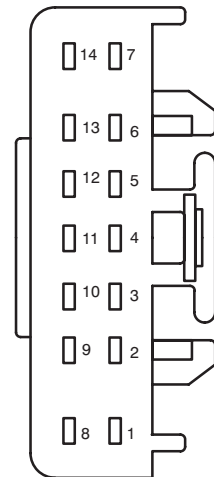
C155

14401

F14025



F14027

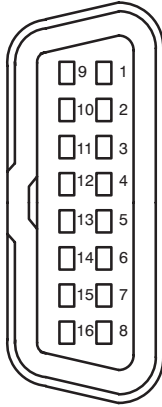


- | | |
|---|---------------------------------------|
| (1) 30-DJ7 (RD) | (8) 29-HA6A (OG/YE) |
| (2) 29S-BB14 (OG/BU) | (9) 15-DJ7 (GN/WH) |
| (3) 8-MD27B (WH/VT)
8-MD27MP (WH/VT) | (10) 3-MD27B (BK)
9-MD27BD (BN/WH) |
| (4) 10-MD27B (GY/WH)
10-MD27MP (GY/WH) | (11) 91S-BB14 (BK/BU) |
| (5) 1-AB35 (WH/BU)
1-AB35A (WH/BU) | (12) 91S-BB14A (BK/BU) |
| (6) 2-AB35 (WH/BU)
2-AB35A (WH/BU) | (13) 91-BB14 (BK/BU) |
| (7) 31-DJ7 (BK) | (14) 31-HA6A (BK) |
| | (15) |
| | (16) 29-RA1 (OG) |

C200 (BK)

14401

F16016

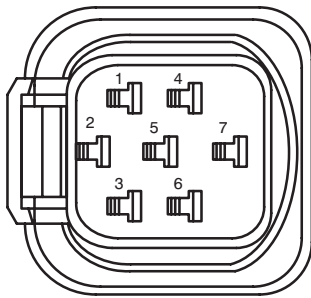


- | | |
|--------------------|---------------------|
| (1) | (9) |
| (2) | (10) |
| (3) 4-EC10M (GY) | (11) 5-EC10M (BU) |
| (4) 31-RA1 (BK) | (12) |
| (5) 91-RA1 (BK/OG) | (13) |
| (6) 4-EC7L (GY/RD) | (14) 5-EC7L (BU/RD) |
| (7) 4-PB9 (GY/VT) | (15) |
| (8) | (16) 29-RA1 (OG) |

C203 (GN)

14K138

F07088

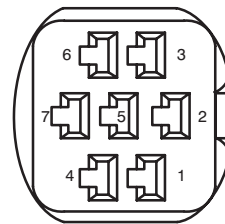


- | | |
|--------------------|----------------------|
| (1) 1-AB27 (WH/RD) | (5) |
| (2) 2-AB27 (GY/RD) | (6) 91S-AB23 (BK/OG) |
| (3) | (7) 91-AB23 (BK/OG) |
| (4) | |

C204 (GN)

14K138

F07090




- | | |
|----------------------|---------------------|
| (1) | (5) 91-AB24 (BK/GN) |
| (2) | (6) |
| (3) 91S-AB24 (BK/GN) | (7) |
| (4) | |

C205

14K138

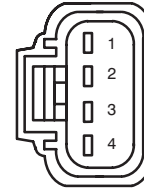
F04274



- (1) 91S-AB25 (BK/RD)
7-AB26A (YE/VT)
- (2) 91-AB25 (BK/RD)
9-AB26A (BN/WH)
- (3) 9-AB26 (BN/WH)
91S-AB25A (BK/RD)
- (4) 91-AB25A (BK/RD)
7-AB26 (YE/VT)

C209

F04274

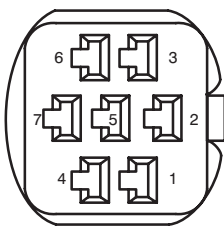


- (1) 7-AB20 (YE/VT)
91S-AB30 (BK/RD)
- (2) 91-AB30 (BK/RD)
9-AB20 (BN/WH)
- (3) 91S-AB19 (BK/RD)
9-AB31 (BN/WH)
- (4) 91-AB19 (BK/RD)
7-AB31 (YE/VT)

C208 (GN)

14240

F07090

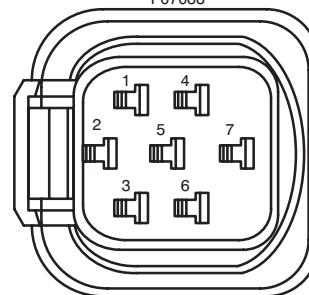


- (1) 91-AB18 (BK/GN)
- (2)
- (3) 91S-AB18 (BK/GN)
- (4)
- (5) 91-AB18 (BK/GN)
- (6)
- (7)

C211 (GN)

14A584

F07088

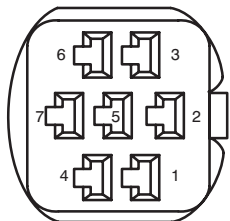


- (1) 1-AB16 (WH/RD)
- (2) 2-AB16 (GY/RD)
- (3)
- (4)
- (5)
- (6) 91S-AB12 (BK/OG)
- (7) 91-AB12 (BK/OG)

C212 (GN)

14A584

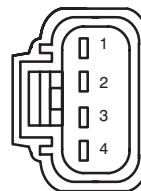
F07090



- | | |
|----------------------|---------------------|
| (1) | (5) 91-AB13 (BK/GN) |
| (2) | (6) |
| (3) 91S-AB13 (BK/GN) | (7) |
| (4) | |

C213

F04274

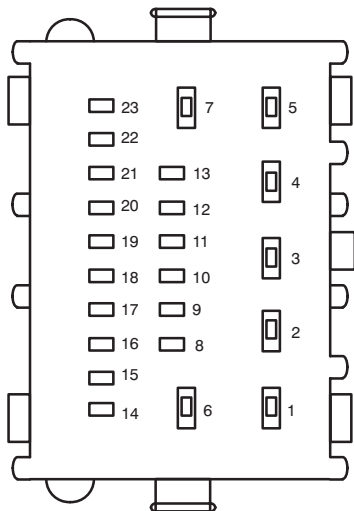


- | | | |
|-----|------------------|-------------------|
| (1) | 7-AB15 (YE/VT) | 91S-AB14A (BK/RD) |
| (2) | 91-AB14A (BK/RD) | 9-AB15 (BN/WH) |
| (3) | 91S-AB14 (BK/RD) | 9-AB15A (BN/WH) |
| (4) | 91-AB14 (BK/RD) | 7-AB15A (YE/VT) |

C215

14014

F23007

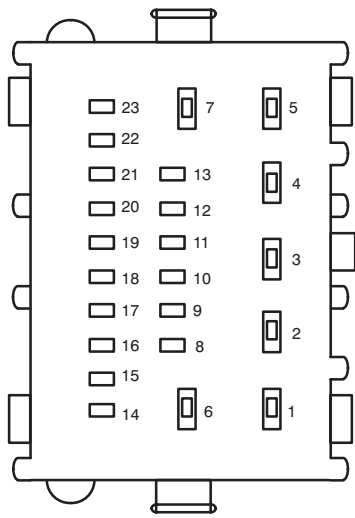


- | | | | | | | | |
|-----|-----------------|-----------------|-----------------|-----------------|------------------|------------------|----------------|
| (1) | 2-AB16 (GY/RD) | 2-AB16R (GY/RD) | 2-AB27A (GY/RD) | 2-AB27R (GY/RD) | (9) | 1-AB36B (WH/GN) | |
| (2) | 2-AB36B (GY/OG) | 7-AB15 (YE/VT) | (10) | 1-AB16A (WH/RD) | 1-AB16R (WH/RD) | 1-AB27 (WH/RD) | |
| (3) | 2-AB16R (GY/RD) | 2-AB16A (GY/RD) | 2-AB27 (GY/RD) | 2-AB27R (GY/RD) | 1-AB27R (WH/RD) | (11) | 1-AB34 (WH/RD) |
| (4) | 2-AB34 (GY/RD) | 9-AB15 (BN/WH) | (12) | 2-AB34 (GY/RD) | (13) | 91S-AB19 (BK/RD) | |
| (5) | 2-AB35 (GY/VT) | 2-AB35A (GY/VT) | 2-AB35A (WH/BU) | 7-AB26 (YE/VT) | (14) | 91S-AB13 (BK/GN) | |
| (6) | | (7) | 2-AB10 (GY) | (15) | 91S-AB12 (BK/OG) | (16) | 1-AB10 (WH) |
| (8) | 1-AB16 (WH/RD) | 1-AB16R (WH/RD) | 1-AB27A (WH/RD) | 1-AB27R (WH/RD) | (17) | 1-AB35 (WH/BU) | |
| | | | | | | 1-AB35A (WH/BU) | |
| | | | | | (18) | | |
| | | | | | (19) | | |
| | | | | | (20) | | |
| | | | | | (21) | | |
| | | | | | (22) | | |
| | | | | | (23) | 91S-AB9 (BK/GN) | |

C216

14014

F23007

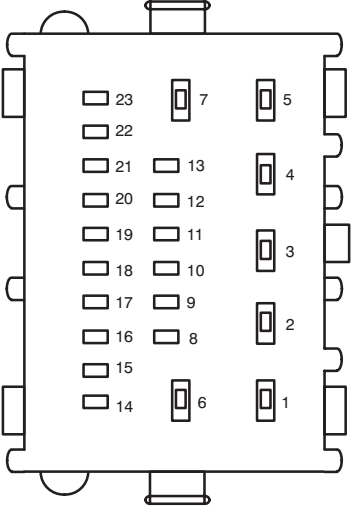


(1) 9-AB15 (BN/WH)	(5) 7-AB15 (YE/VT)	(15) 8-AB22 (WH/GN)
9-AB20 (BN/WH)	7-AB26A (YE/VT)	91S-AB19A (BK/RD)
9-AB26A (BN/WH)	7-AB26R (YE/VT)	91S-AB30 (BK/RD)
9-AB26R (BN/WH)	(6) 50-BB16D (GY/BK)	(16) 31S-AB11 (BK/WH)
(2) 7-AB20 (YE/VT)	(7) 7-AB15A (YE/VT)	91S-AB14 (BK/RD)
9-AB15A (BN/WH)	7-AB15R (YE/VT)	91S-AB25A (BK/RD)
9-AB15R (BN/WH)	7-AB26 (YE/VT)	91S-AB25R (BK/RD)
9-AB26 (BN/WH)	(8) 75-DA2 (YE/RD)	(17) 91S-AB6 (BK/RD)
(3) 4-EC10G (GY) +	(9) 15-AB33 (GN/OG)	91S-AB14A (BK/RD)
4-EC10V (GY)	(10)	91S-AB14R (BK/RD)
4-EC10K (GY) +	(11)	91S-AB25 (BK/RD)
4-EC10AS (GY)	(12)	(18)
4-EC10M (GY) +	(13)	(19) 31S-AB11 (BK/WH)
4-EC10V (GY)	(14) 8-AB33 (WH/BK)	91S-AB6 (BK/RD)
9-AB20 (BN/WH)	91S-AB19 (BK/RD)	(20) 91S-AB7 (BK/WH)
9-AB31 (BN/WH)	91S-AB30A (BK/RD)	(21)
(4) 5-EC10G (BU)+		(22)
5-EC10V (BU)		(23)
5-EC10K (BU) +		
5-EC10AS (BU)		
5-EC10M (BU) +		
5-EC10V (BU)		
9-AB20A (BN/WH)		
9-AB31 (BN/WH)		

C217

14014

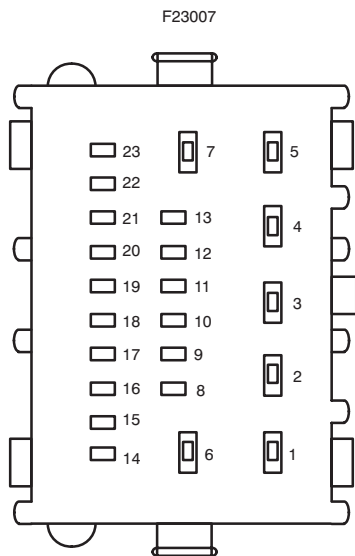
F23007



(1) 7-AB31 (YE/VT)	(11)
9-AB31 (BN/WH)	(12)
(2) 7-AB20 (YE/VT)	(13)
7-AB31A (YE/VT)	(14)
7-AB31 (YE/VT)	(15)
(3) 31-AB11 (BK)	(16)
(4) 29-AB11 (OG/WH)	(17)
91-AB11 (BK/WH)	(18)
(5) 31-AB11 (BK)	(19)
(6)	(20)
(7)	(21)
(8)	(22)
(9)	(23)
(10)	

C218

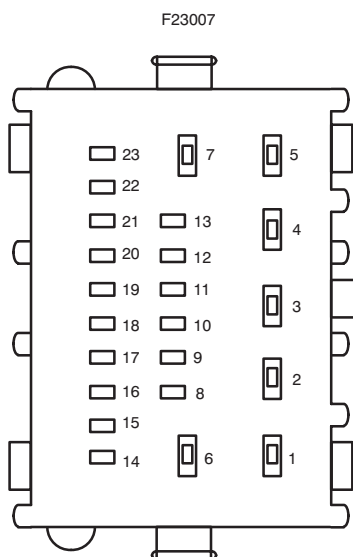
14014



- | | | |
|--|--|-------------------------------|
| (1) 29-AB11 (OG/WH)
91S-AB7 (BK/WH) | (8) 91S-AB24 (BK/GN)
(9) 91S-AB23 (BK/OG) | (16) 91S-AB29 (BK/GN)
(17) |
| (2) 2-AB16 (GY/RD)
29-AB11A (OG/WH) | (10) 15-GL37 (GN/BK)
91S-AB25 (BK/RD) | (18) 15S-BB18 (GN/BK)
(19) |
| (3) 91-AB11A (BK/WH) | (11) 10-GL37 (GY/OG)
91S-AB14 (BK/RD) | (20) 1-AB16 (WH/RD)
(21) |
| (4) 2-AB27 (GY/RD)
30S-AB33 (RD/BK) | (12) 8-GL37 (WH/GN) | (22) 1-AB27 (WH/RD)
(23) |
| (5) 91S-AB33 (BK/RD) | (13) 91S-AB19 (BK/RD) | |
| (6) | (14) 31S-AA30A (BK/YE) | |
| (7) 8-AB33 (WH/BK) | (15) 91S-AB30 (BK/RD) | |

C219

14014

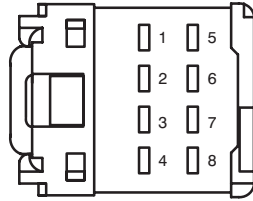


- | | |
|--|--|
| (1) 2-AB35 (GY/VT)
2-AB34A (GY/RD)
4-EC7A (GY/RD)
4-EC7B (RD) | (12) 91S-AB12 (BK/OG)
91S-AB12R (BK/OG)
91S-AB23A (BK/OG)
91S-AB23R (BK/OG) |
| (2) 1-AB34 (WH/RD)
1-AB35A (WH/BU)
5-EC7A (BU/RD)
5-EC7B (BU/RD) | (13) 15-AB11 (GN/WH) |
| (3) 8-AB22 (WH/GN) | (14) 1-AB10 (WH)
5-EC10AE (BU)
5-EC10W (BU) |
| (4) 1-AB36B (WH/GN)
91S-AB18 (BK/GN)
91S-AB29A (BK/GN) | (15) 2-AB10 (GY)
4-EC10AE (GY/RD)
4-EC10W (GY) |
| (5) 91S-AB18A (BK/GN)
91S-AB29 (BK/GN) | (16) |
| (6) 91S-AB13 (BK/GN)
91S-AB13R (BK/GN)
91S-AB24A (BK/GN)
91S-AB24R (BK/GN) | (17) 91S-AB6 (BK/RD)
91S-AB6B (BK/RD) |
| (7) 91S-AB13A (BK/GN)
91S-AB13R (BK/GN)
91S-AB24 (BK/GN)
91S-AB24R (BK/GN) | (18) 1-AB35 (WH/BU)
1-AB34A (WH/RD) |
| (8) | (19) 31S-AB11 (BK/WH)
31S-AB11B (BK/WH) |
| (9) 31S-AA30A (BK/YE)
31S-AA30B (BK/YE) | (20) 2-AB34 (GY/RD)
2-AB35A (GY/VT) |
| (10) | (21) 91S-AB7 (BK/WH)
91S-AB7A (BK/WH) |
| (11) 91S-AB12A (BK/OG)
91S-AB12R (BK/OG)
91S-AB23 (BK/OG)
91S-AB23R (BK/OG) | (22) 2-AB36B (GY/OG)
91S-BB14 (BK/BU) |
| | (23) 91S-BB14A (BK/BU) |

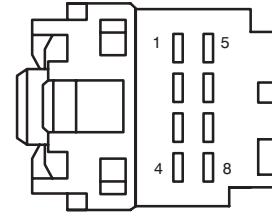
C220

14A584

F08280



F08303



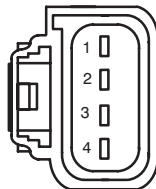
- (1) 7-LH48 (YE/VT)
7-GL10 (YE)
29S-GL10 (OG/YE)
- (2) 8-LG10A (WH)
8-LG10B (WH)
91S-AD24 (BK/RD)
- (3)

- (4) 91-AD24 (BK/RD)
91-GL1 (BK/YE)
91-GL1A (BK/YE)
- (5)
- (6)
- (7)
- (8)

C221

14401

F04294

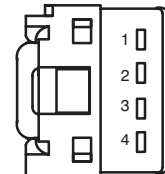


- (1) 1-AB36B (WH/GN)
- (2) 2-AB36B (GY/OG)
- (3)
- (4)

C223

14A584

F04272



- (1) 7-AB9A (YE/GN)
29S-AB9A (OG/BK)
- (2) 8-GL10A (WH)
- (3) 91S-AB9B (BK/GN)
- (4) 91-AB8A (BK/OG)
91-GL1B (BK/YE)


C222

- (1) 7-AB9 (YE/GN)
7-GL10 (YE)
29S-AB9 (OG/BK)
- (2) 91S-AB9 (BK/GN)
- (3)
- (4) 91-AB8 (BK/OG)
91-GL1B (BK/YE)

C224

14014

F02574

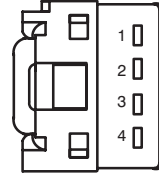


- (1) 1-AB34 (WH/RD)
- 1-AB34A (WH/RD)
- (2) 2-AB34 (GY/RD)
- 2-AB34A (GY/RD)

C231

14401

F04272

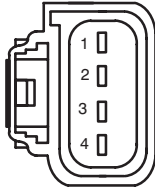


- (1) 30S-AB33 (RD/BK)
- (2) 31S-AB33 (BK/RD)
- (3) 8-AB33 (WH/BK)
- (4) 91-AB33 (BK/RD)

C226

15K857

F04294

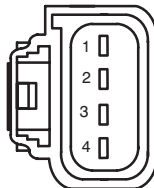


- (1) 1-AB34 (WH/RD)
- 1-AB35 (WH/BU)
- (2) 2-AB34 (GY/RD)
- 2-AB35 (GY/VT)
- (3)
- (4)

C227

15K868

F04294

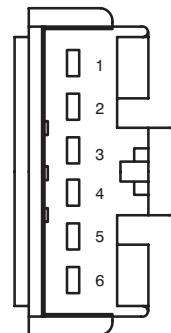


- (1) 1-AB10 (WH)
- (2) 2-AB10 (GY)
- (3)
- (4)

C233

14401

F06086

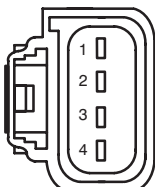


- (1) 30S-AB33 (RD/BK)
- (2) 91-AB33 (BK/RD)
- (3)
- (4) 30S-TA31 (RD/BK)
- (5) 8-AB33 (WH/BK)
- (6) 30-AB33 (RD)

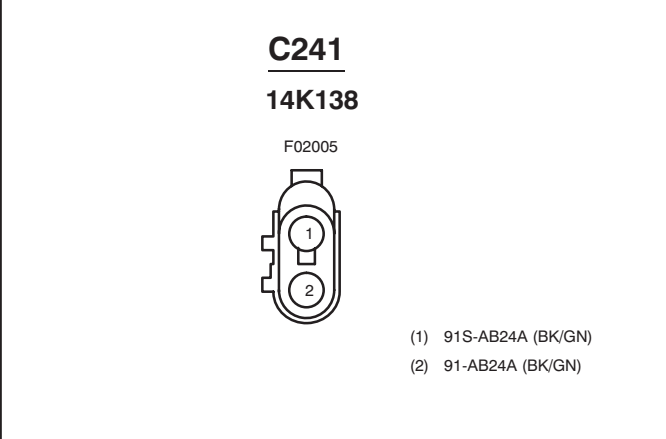
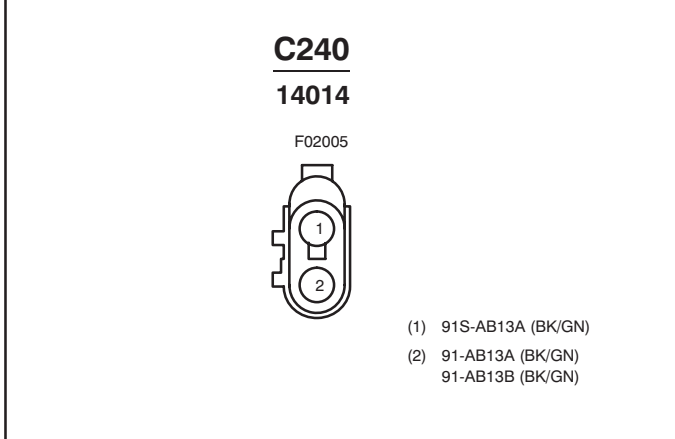
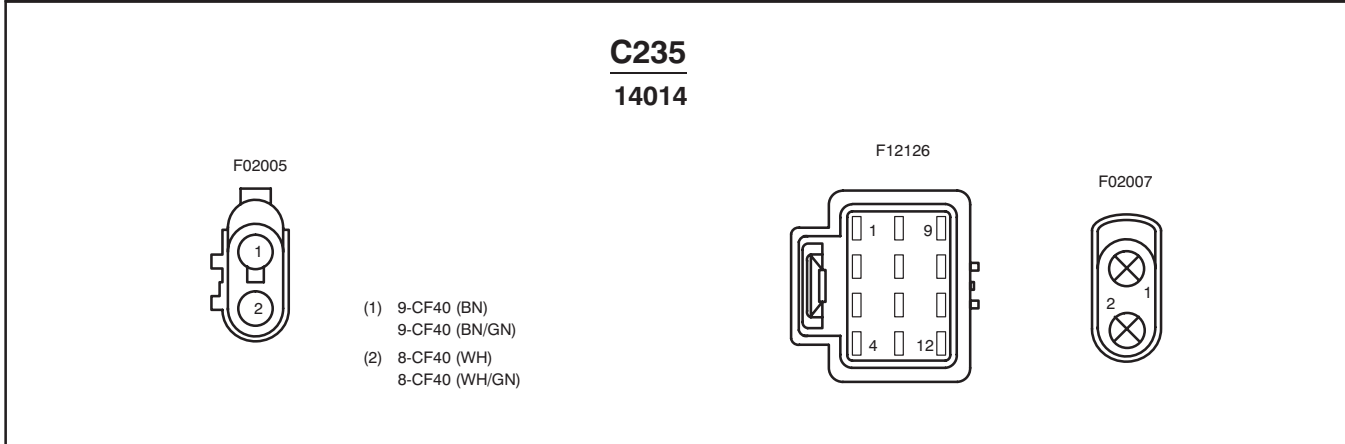
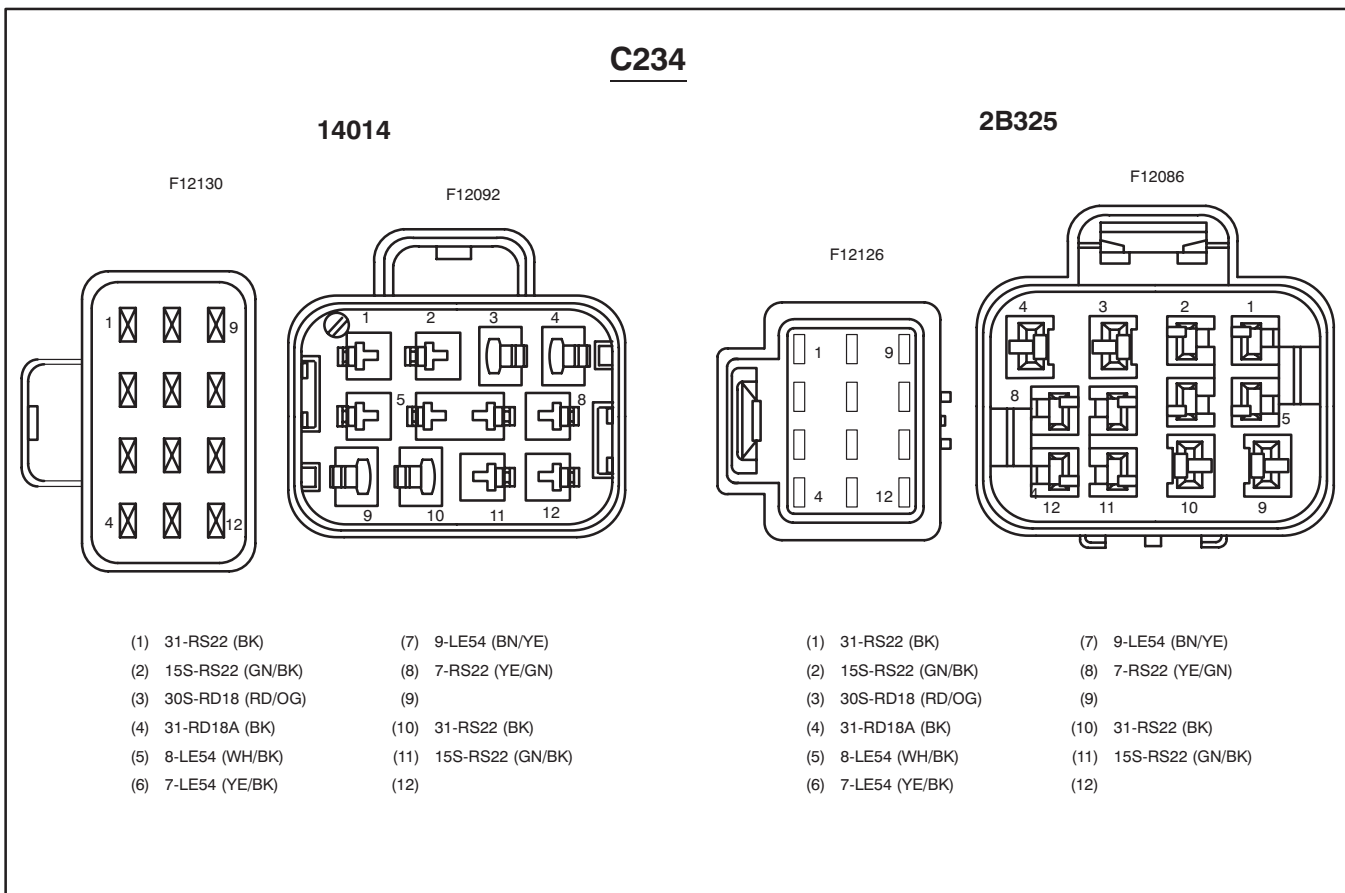
C228

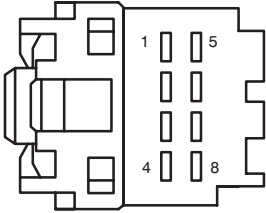
2B325

F04294



- (1) 1-AB34 (WH/RD)
- 1-AB35 (WH/BU)
- (2) 2-AB34 (GY/RD)
- 2-AB35 (GY/VT)
- (3)
- (4)



<p style="text-align: center;">C242</p> <p style="text-align: center;">15A584</p> <p>F08303</p>  <table style="width: 100%; border: none;"> <tr> <td style="width: 50%; vertical-align: top;"> <p>(1) 29S-GL10 (OG/YE) 29S-GL10 (OG/YE) + 7-GL10 (YE) 91S-AB13 (BK/GN)</p> <p>(2) 8-GL10B (WH) 91-AB13 (BK/GN)</p> <p>(3) 91S-AB12 (BK/OG)</p> </td> <td style="width: 50%; vertical-align: top;"> <p>(4) 91-AB12 (BK/OG) 91-GL1 (BK/YE) 91-GL1 (BK/YE) + 91-GL1A (BK/YE)</p> <p>(5) 1-AB16 (WH/RD)</p> <p>(6) 2-AB16 (GY/RD)</p> </td> </tr> </table>		<p>(1) 29S-GL10 (OG/YE) 29S-GL10 (OG/YE) + 7-GL10 (YE) 91S-AB13 (BK/GN)</p> <p>(2) 8-GL10B (WH) 91-AB13 (BK/GN)</p> <p>(3) 91S-AB12 (BK/OG)</p>	<p>(4) 91-AB12 (BK/OG) 91-GL1 (BK/YE) 91-GL1 (BK/YE) + 91-GL1A (BK/YE)</p> <p>(5) 1-AB16 (WH/RD)</p> <p>(6) 2-AB16 (GY/RD)</p>
<p>(1) 29S-GL10 (OG/YE) 29S-GL10 (OG/YE) + 7-GL10 (YE) 91S-AB13 (BK/GN)</p> <p>(2) 8-GL10B (WH) 91-AB13 (BK/GN)</p> <p>(3) 91S-AB12 (BK/OG)</p>	<p>(4) 91-AB12 (BK/OG) 91-GL1 (BK/YE) 91-GL1 (BK/YE) + 91-GL1A (BK/YE)</p> <p>(5) 1-AB16 (WH/RD)</p> <p>(6) 2-AB16 (GY/RD)</p>		
<p style="text-align: center;">C243</p>			
<p>(1) 91S-AB24 (BK/GN) (4) 91-AB23 (BK/OG)</p> <p>(2) 91-AB24 (BK/GN) (5) 1-AB27 (WH/RD)</p> <p>(3) 91S-AB23 (BK/OG) (6) 2-AB27 (GY/RD)</p>			
<p style="text-align: center;">C244</p> <p>(1) 30-CC11 (RD)</p>	<p style="text-align: center;">C250</p> <p>(1) 7-CG11 (YE/BK)</p> <p>(2) 8-CG11 (WH/BK)</p> <p>(3) 9-CG11 (BN/YE)</p>		
<p style="text-align: center;">C245</p> <p>(1) 30-CC11A (RD) + 30-DC26A (RD)</p>	<p style="text-align: center;">C252</p> <p>(1) 8-RE18 (WH/BU)</p> <p>(2)</p> <p>(3)</p> <p>(4) 7-RE18 (YE/BU)</p> <p>(5) 9-RE18 (BN/BU)</p>		

700-07-00

Connector Views

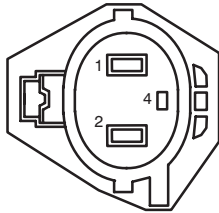
700-07-00

-44

C281

14K733

F04270



- (1) 30-PA8A (RD)
- (2) 31-PA6 (BK)
- (3)
- (4)

C302

14K733

F02584



F02648

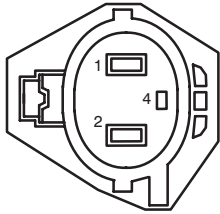


- (1) 15S-LD11 (GN/WH)
- (2) 31-LD11 (BK)

C282

14K733

F04270

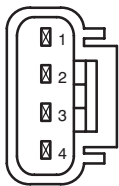


- (1) 30-PA1 (RD)
30-PA1B (RD)
15S-PA6 (GN/YE)
15S-PA6C (GN/YE)
- (2) 31-PA1 (BK)
31-PA1A (BK)
31-PA1C (BK)
- (3)
- (4) 49-PA6 (BU)
49-PA6A (BU)
49-PA6C (BU)

C300

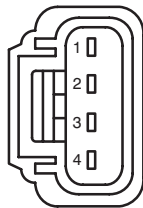
14B112

F04164



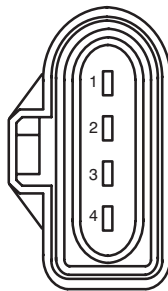
12A690

F04162



12A690

F04306



- (1) 15S-RD15D (GN/OG)
- (2) 15S-RD15C (GN/OG)
- (3) 15S-RD15B (GN/OG)
- (4) 15S-RD15A (GN/OG)

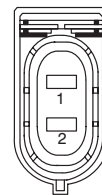
C304

14K733

F02584



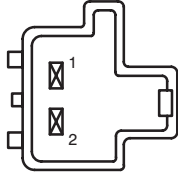
F02648



- (1) 15S-LD17 (GN/WH)
- (2) 31-LD17 (BK)

C305

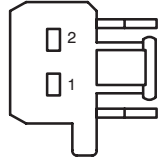
F02050



- (1) (RD)
- (RD) + (RD)
- 30-ND16 (RD)
- (2)

14014

F02053

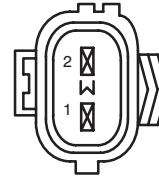


- (1) 30-LE29 (RD)
- (2)

C309

14B564

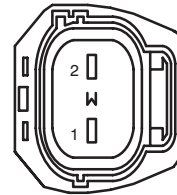
F02106



- (1) 30S-RD18 (RD/OG)
- (2) 31-RD18A (BK)

2B325

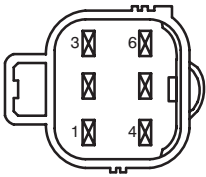
F02074



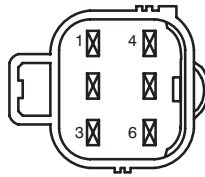
C307

14K733

F06140



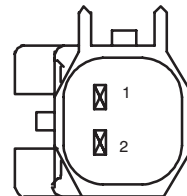
F06140



- (1) 30-RD18 (RD)
- (2) 31-RD18 (BK)
- (3)
- (4) 4-EC2 (GY/RD)
- (5) 5-EC2 (BU/RD)
- (6) 30S-RD18 (RD/OG)

C311

14K733




- (1) 15S-LD11A (GN/WH)
- (2) 31-LD11A (BK)

C308

14B564


F02012



- (1) 30S-RD18 (RD/OG)
- (2) 31-RD18A (BK)

C312

14369

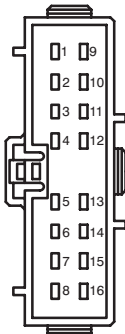


- (1) 15S-LD11A (GN/WH)
- (2) 31-LD11A (BK)

C320 (BK)

14401

F16052

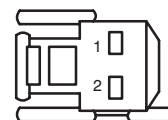


- | | |
|--|---|
| (1) 8-LE46A (WH/RD)
8-LE46B (WH/RD) | (10) 31-LE29 (BK) |
| (2) 15S-LD13A (GN/OG) | (11) 29-LE29 (OG/BK) |
| (3) 15S-LD7A (GN/BU) | (12) 30-LE6 (RD) +
30S-LE29 (RD/GN)
30S-LE29 (RD/GN)
30S-LE29A (RD/GN) |
| (4) 15S-LE42 (GN/RD) | (13) 29S-LF1 (OG/YE) |
| (5) | (14) |
| (6) 15S-LE21 (GN/BK) | (15) 15-LE6 (GN/YE) |
| (7) | (16) 29S-LF5 (OG/BU) |
| (8) | |
| (9) 29S-DA2 (OG/BU) | |

C324

14014

F02047

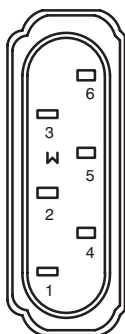


- | |
|---|
| (1) 32-AL18 (WH/RD)
32-AL18A (WH/RD)
33-AL18A (YE/RD) |
| (2) 32-AL18A (WH/RD)
33-AL18 (YE/RD)
33-AL18A (YE/RD) |

C323

14K733

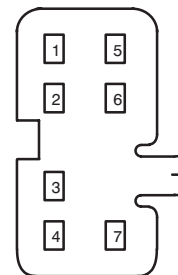
F06126



- | |
|--------------------|
| (1) 9-LE53 (BN/BU) |
| (2) |
| (3) |
| (4) 8-LE53 (WH/BU) |
| (5) 7-LE53 (YE/BU) |
| (6) |

C325

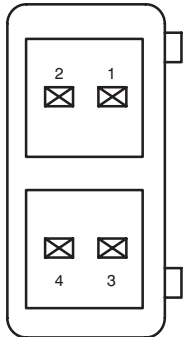
F07056



- | |
|---|
| (1) 33-AL18 (YE/RD) |
| (2) 30-AL19 (RD) |
| (3) 31-AL5B (BK)
31-AL5A (BK) |
| (4) |
| (5) |
| (6) 31-AL5A (BK)
31-AL5A (BK) +
31-AL5 (BK) |
| (7) 32-AL18 (WH/RD) |

C330

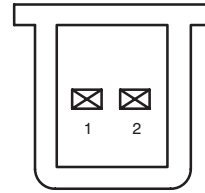
F04160



- (1) 31-AL5 (BK)
- (2) 30-AL19 (RD)
- (3) 33-AL18 (YE/RD)
- (4) 32-AL18 (WH/RD)

C333

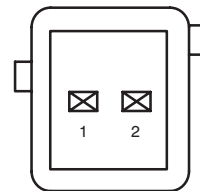
F02134



- (1) (BN)
- (2) (YE) + (YE)

C335

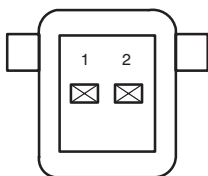
F02142



- (1)
- (2)

C331

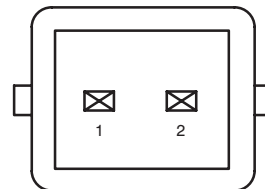
F02204



- (1)
- (2)

C336

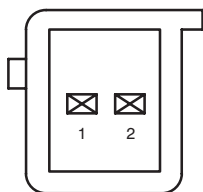
F02140



- (1) 29-AH35A (OG/YE)
29-AH35 (OG/YE)
- (2) 31-DA14 (BK)
31-AH35 (BK) +
31-AH35A (BK)

C332

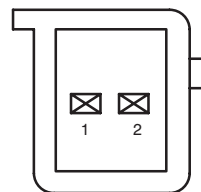
F02138



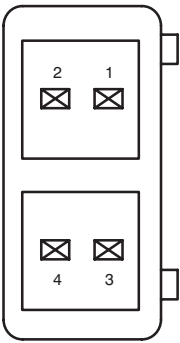
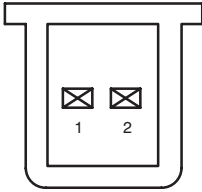
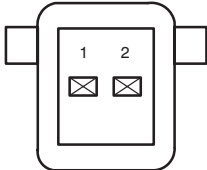
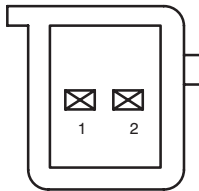
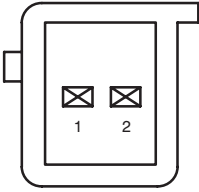
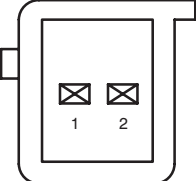
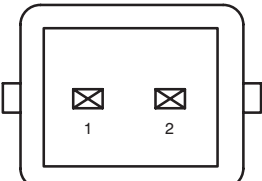
- (1)
- (2)

C337

F02136

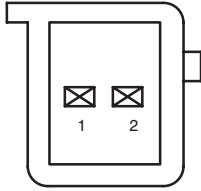


- (1) (BK) + (BK)
- (2)

<p style="text-align: center;">C340 14B723</p> <p style="text-align: center;">F04160</p>  <p>(1) 1-MD49 (WH/GN) (2) 2-MD49 (GY/OG) (3) 1-MD50 (WH/BK) (4) 2-MD50 (GY/BK)</p>	<p style="text-align: center;">C343</p> <p style="text-align: center;">F02134</p>  <p>(1) (BN) (2) (YE) + (YE)</p>
<p style="text-align: center;">C341</p> <p style="text-align: center;">F02204</p>  <p>(1) (2)</p>	<p style="text-align: center;">C344</p> <p style="text-align: center;">F02136</p>  <p>(1) (2)</p>
<p style="text-align: center;">C345</p> <p style="text-align: center;">F02138</p>  <p>(1) (2)</p>	<p style="text-align: center;">C342</p> <p style="text-align: center;">F02138</p>  <p>(1) (2)</p>
<p style="text-align: center;">C346 14B723</p> <p style="text-align: center;">F02140</p>  <p>(1) 91-MD8 (BK/OG) (2) 29-MD8 (OG)</p>	

C347

F02136

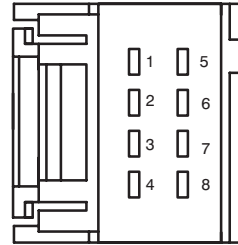


- (1) (BK) + (BK)
- (2)

C378

14401

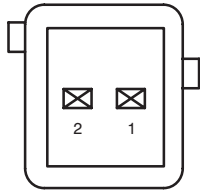
F08278



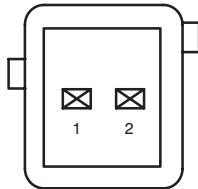
- (1) 29-FA13 (OG)
- (2) 8-FA9 (WH/GN)
- (3) 29S-LE10A (OG/GN)
- (4) 91-FA13 (BK/OG)
- (5) 8-FC10 (WH/VT)
- (6) 33-FA76 (YE/BU)
33-FA76A (YE/BU)
- (7) 32-FA76 (WH/BU)
32-FA76A (WH/BU)
- (8) 15-FA13 (GN/RD)
15-FA13A (GN/RD)

C348
18K926

F02142



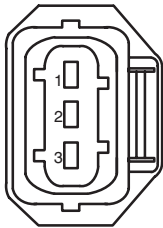
F02142



- (1) 4-EC3R (GY/RD)
4-EC10R (GY)
- (2) 5-EC3R (BU/RD)
5-EC10R (BU)

C352
12A290

F03314



- (1) 91S-RJ3 (BK/WH)
- (2) 8-RJ3 (WH/VT)
- (3) 15-RJ3 (GN/WH)

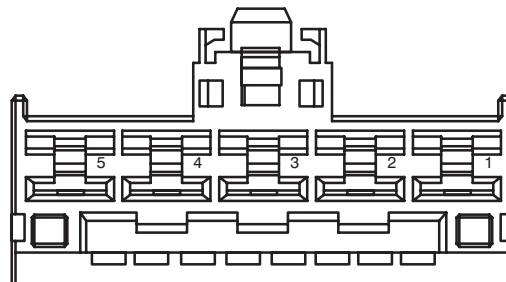
C380

14401

F06033




F05138



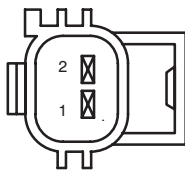
- (1) 31S-FA30 (BK/WH)
- (2) 31S-FA31 (BU)
31S-FA31 (BK/YE)
- (3) 31S-FA32 (BK/BU)
- (4) 31S-FA33 (BK/OG)
- (5) 31-FA25 (BK)
- (6)

C358
12A690

F02132



F02066

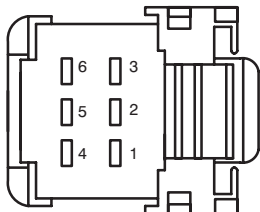


- (1) 8-RJ18 (WH)
- (2) 9-RJ18 (BN)

C381

14401

F06278

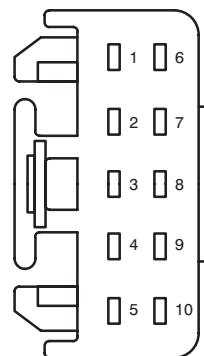


- (1) 15-HB22 (GN/BK)
15-HB22A (GN/BK)
- (2) 91-HB22 (BK/GN)
- (3) 29S-HB22 (OG/BK)
- (4)
- (5) 91S-HB22 (BK/GN)
- (6) 31S-HB22 (BK/GN)

C383 (GY)

14401

F10042

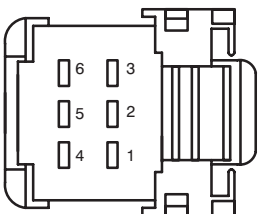


- (1) 15S-LG23 (GN/WH)
- (2) 29S-PF35 (OG/BK)
- (3) 15-PF35 (GN/BK)
- (4) 31-PF35 (BK)
- (5) 8-PF36 (WH/GN)
- (6) 10-PF36 (GY/OG)
- (7) 31S-TA34 (BK/YE)
91S-AB6 (BK/RD)
91S-AB6A (BK/RD)
- (8)
- (9)
- (10)

C382

14401

F06278

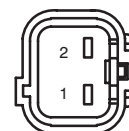


- (1) 15-HB9 (GN/WH)
15-HB9A (GN/WH)
- (2) 91-HB9 (BK/WH)
- (3) 29S-HB9 (OG/WH)
- (4)
- (5) 91S-HB9 (BK/WH)
- (6) 31S-HB9 (BK/WH)

C384

9H589

F02578



- (1) 15-RL19 (GN/YE)
- (2) 91S-RL19 (BK/YE)

C386

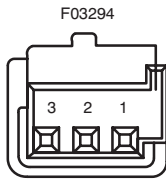
12A690

F02572



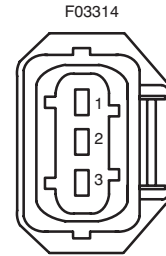
- (1) 8-CE10 (WH/VT)
- (2) 15-CE10 (GN/WH)
15-CE10A (GN/WH)

C390
14335



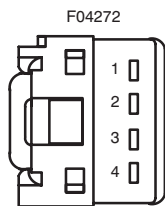
- (1) 8-AA57 (WH)
- (2) 31-AA57 (BK)
31-AA57A (BK)
- (3) 29-AA57 (OG/YE)

C393
12A690



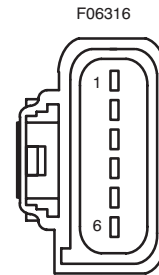
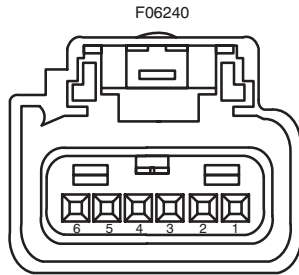
- (1) 91S-RJ2 (BK/RD)
- (2) 8-RJ2 (WH/BK)
- (3) 15-RJ2 (GN/OG)

C391
14401



- (1) 15-GL37 (GN/BK)
15-GL37A (GN/BK)
- (2) 91-GL1 (BK/YE)
91-GL1A (BK/YE)
- (3) 10-GL37 (GY/OG)
- (4) 8-GL37 (WH/GN)

C394 (BK)
12A690



- | | |
|---------------------|---------------------|
| (1) 8-RJ21 (WH/RD) | (4) 9-RJ22A (BN/BU) |
| (2) 9-RJ22B (BN/BU) | (5) |
| (3) 8-RJ22 (WH/BU) | (6) 15-RJ22 (GN/RD) |

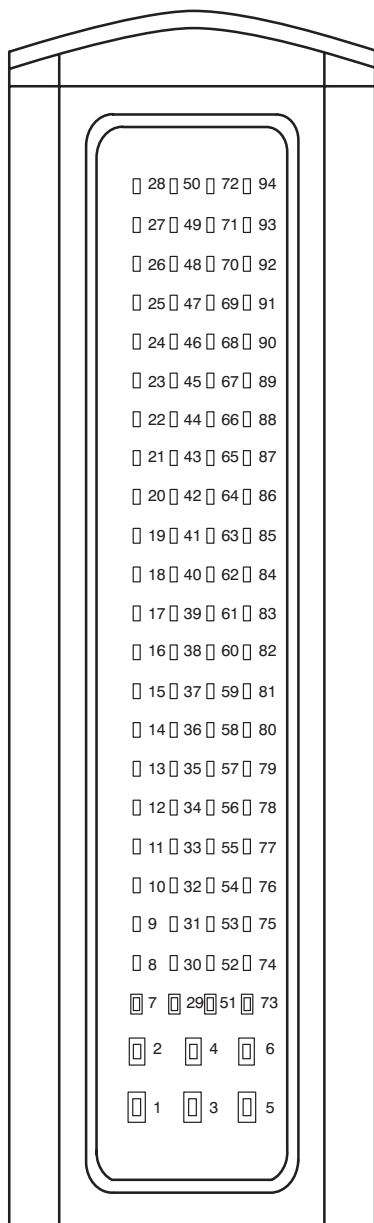
C401

- | | |
|------------------|------------------|
| (1) 31-CC10 (BK) | (1) 31-CC11 (RD) |
| (2) 30-CC10 (RD) | (2) 30-CC11 (RD) |

C414

14K039

F94002

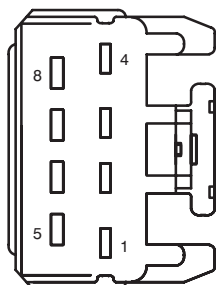


- | | |
|-----------------------|-----------------------|
| (1) 15-TA55A (GN/BK) | (48) |
| (2) 15-TA55B (GN/BK) | (49) |
| (3) 91-TA55A (BK/GN) | (50) |
| (4) 91-TA55B (BK/GN) | (51) 15S-TA63 (GN/BK) |
| (5) | (52) 15S-TA39 (GN/RD) |
| (6) 15S-TA17 (GN/OG) | (53) 15S-TA38 (GN/BU) |
| (7) 15S-TA64 (GN/OG) | (54) 15S-TA40 (GN/BK) |
| (8) 5-EC7E (BU/RD) | (55) |
| (9) 4-EC7E (GY/RD) | (56) |
| (10) | (57) |
| (11) 30-TA55 (RD) | (58) |
| (12) 15S-TA23 (GN/YE) | (59) 8-PF36 (WH/GN) |
| (13) 15S-TA24 (GN/BU) | (60) |
| (14) 9-TA36 (BN/GN) | (61) |
| (15) | (62) 8-TA27 (WH/VT) |
| (16) | (63) |
| (17) | (64) 9-TA27 (BN/WH) |
| (18) | (65) 8-RJ29 (WH/BU) |
| (19) | (66) |
| (20) | (67) 91S-LG45 (BK/GN) |
| (21) | (68) |
| (22) | (69) |
| (23) | (70) |
| (24) | (71) |
| (25) | (72) |
| (26) | (73) |
| (27) | (74) 15S-TA37 (GN/YE) |
| (28) | (75) |
| (29) 15S-TA65 (GN/WH) | (76) |
| (30) | (77) |
| (31) | (78) |
| (32) | (79) |
| (33) 91-TA55 (BK/GN) | (80) |
| (34) | (81) 10-PF36 (GY/OG) |
| (35) | (82) |
| (36) | (83) 91-TA55C (BK/GN) |
| (37) | (84) |
| (38) 8-TA36 (WH/GN) | (85) |
| (39) | (86) 9-RJ29 (BN/BU) |
| (40) | (87) |
| (41) | (88) |
| (42) | (89) |
| (43) | (90) |
| (44) | (91) |
| (45) | (92) 91S-TA17 (BK/RD) |
| (46) | (93) |
| (47) | (94) |

C415a

14014

F08294

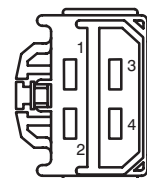


- (1) 32-AA27 (WH/GN)
- (2) 31S-GL20 (BK/RD)
- (3) 31S-AA30C (BK/YE)
31S-AA30D (BK/YE)
- (4) 31-AG25 (BK)
- (5)
- (6)
- (7)
- (8)

C416a

14014

F04278

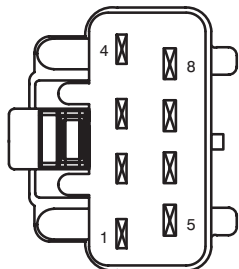


- (1) 30-AG14 (RD)
- (2)
- (3) 31-AG14B (BK)
- (4) 15-AG25 (GN/OG)

C415b

14014

F08296

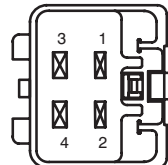


- (1) 32-AA27A (WH/GN)
- (2) 31S-GL20A (BK/RD)
- (3) 31S-AA30B (BK/YE)
- (4) 31-AG25A (BK)
- (5) 4-EC10D (GY) + 4-EC10G (GY)
4-EC10F (GY) + 4-EC10AC (GY)
4-EC10F (GY) + 4-EC10R (GY)
4-EC10G (GY) + 4-EC10AC (GY)
- (6) 5-EC10D (BU) + 5-EC10G (BU)
5-EC10F (BU) + 5-EC10AC (BU)
5-EC10F (BU) + 5-EC10R (BU)
5-EC10G (BU) + 5-EC10AC (BU)
- (7)
- (8)

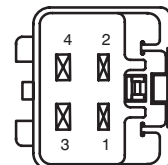
C416b

14014

F04310



F04310

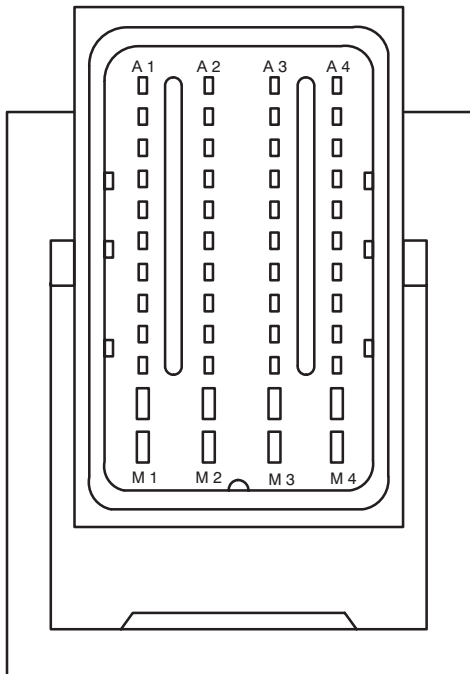


- (1) 30-AG14A (RD)
- (2) 31-AG14C (BK)
- (3) 31-AG14A (BK)
- (4) 15-AG25A (GN/OG)

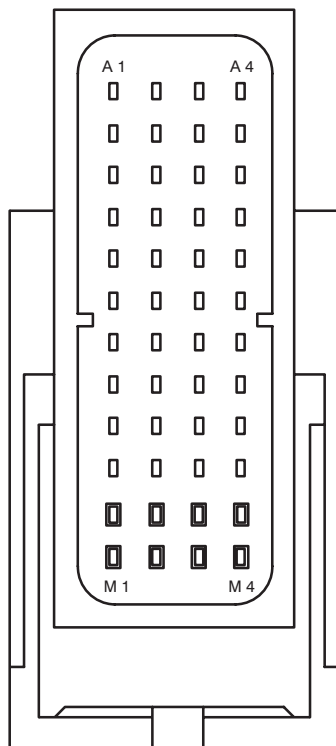
C417 (BN)

12A690

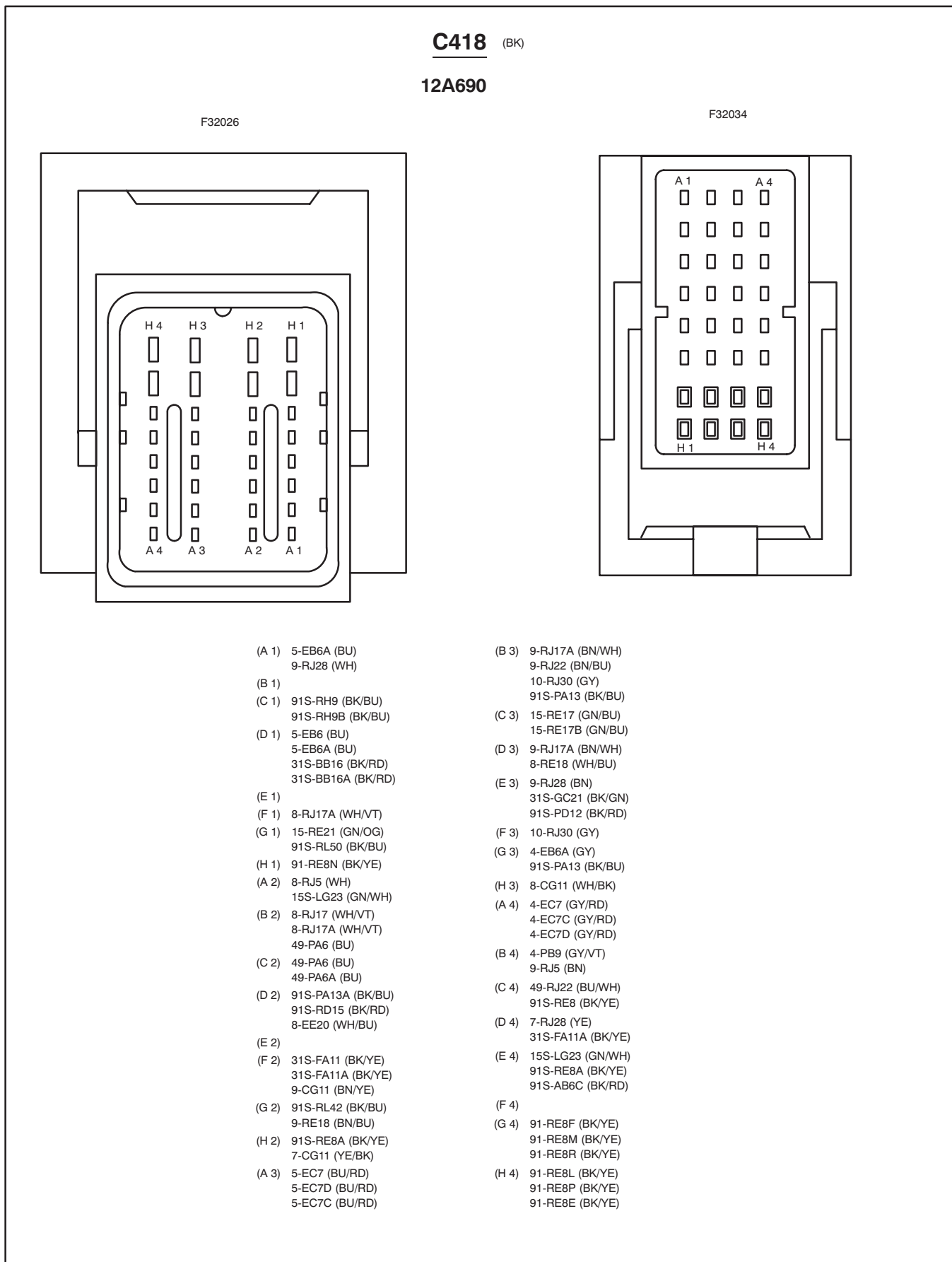
F48004

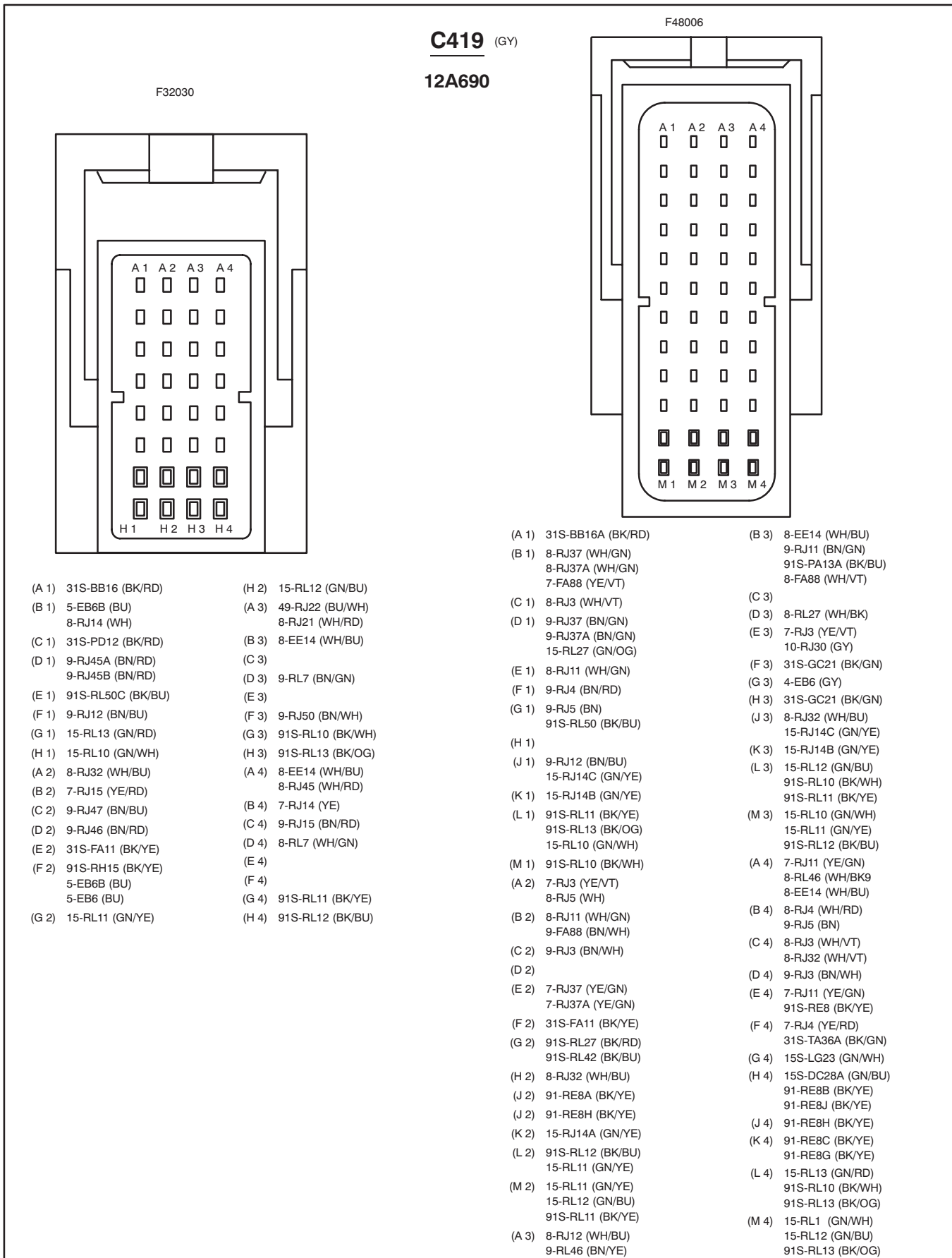


F48008



- | | | | |
|-------|---|-------|--|
| (A 1) | 8-RJ50 (WH/VT)
9-RJ3 (BN/WH) | (A 3) | 4-EB6 (GY)
4-EB6B (GY)
8-RJ46 (WH/RD)
9-RJ50 (BN/WH) |
| (B 1) | 8-RJ4 (WH/RD)
8-RG3 (WH/BU)
8-RL22 (WH/BK) | (B 3) | 8-RJ18
15S-RN3G (GN/BU) |
| (C 1) | 9-RJ4 (BN/RD)
8-RJ4 (WH/RD)
8-RJ22 (WH/BU)
8-RJ17A (WH/VT) | (C 3) | 8-RJ22 (WH/BU)
9-RL7 (BN/GN)
9-RL22 (BN/YE) |
| (D 1) | 8-RJ3 (WH/VT)
8-RJ4 (WH/RD)
7-RL22 (YE/BK) | (D 3) | 7-RL7 (YE/GN)
9-RJ17 (BN/WH)
9-RJ50 (BN/WH)
9-RL7 (BN/GN) |
| (E 1) | 8-RJ11 (WH/GN)
91S-RH9 (BK/BU)
91S-RH15 (BK/YE) | (E 3) | 9-RJ11 (BN/GN) |
| (F 1) | 8-RJ17 (WH/VT)
8-RJ22 (WH/BU) | (F 3) | 7-RJ4 (YE/RD) |
| (G 1) | 8-RJ46 (WH/RD) | (G 3) | 8-RJ11 (WH/GN)
8-RJ11A (WH/GN)
9-RJ17 (BN/WH)
9-RJ17A (BN/WH)
9-RJ47 (BN/BU) |
| (H 1) | 8-RJ12 (WH/BU)
9-RJ5 (BN) | (H 3) | 8-RJ47 (WH/BU)
91S-RH9B (BK/BU) |
| (J 1) | | (J 3) | 8-RJ46 (WH/RD)
9-RJ46 (BN/RD) |
| (K 1) | 8-RJ50 (WH/VT) | (K 3) | 8-RJ12 (BN/BU)
8-RJ45 (WH/RD)
9-RJ12 (BN/BU)
7-RE18 (YE/BU) |
| (L 1) | 10-RJ45 (GY/RD)
15S-RL7 (WH/GN)
91S-RJ45 (BK/BU)
91S-RL7 (BK/GN)
91S-RL13 (BK/OG) | (L 3) | 91S-RJ25 (BK/OG)
91S-RJ48 (BK/GN)
91S-RL11 (BK/YE) |
| (M 1) | 91S-RJ48 (BK/GN)
91S-RL50C (BK/BU)
91S-DC26 (BK/BU) | (M 3) | 15-RJ37 (GN/BK) |
| (A 2) | 8-RJ17 (WH/VT)
8-RJ17A (WH/VT)
8-RJ18 (WH)
8-RJ21 (WH/RD)
49-RJ22 (BU/WH) | (A 4) | 7-RL7 (YE/GN)
8-EE14 (WH/BU)
8-RJ50 (YE/VT) |
| (B 2) | 8-RJ50 (WH/VT)
9-RJ18 (BN)
50-BB16B (GY/BK) | (B 4) | 7-RJ11 (YE/GN)
7-RJ11A (YE/GN)
7-RL22 (YE/BK)
8-RJ47 (WH/BU) |
| (C 2) | 15S-RL7 (GN/BK)
7-RJ50 (YE/VT)
9-RJ4 (BN/RD) | (C 4) | 7-RJ20 (YE/GN)
7-RJ37 (YE/GN)
9-RJ11 (BN/GN)
9-RJ11A (BN/GN)
8-RL22 (WH/BK) |
| (D 2) | 8-RL7 (WH/GN)
91S-RH15 (BK/YE)
91S-RL7 (BK/GN) | (D 4) | 7-RL7 (YE/GN)
8-EE14 (WH/BU)
9-RJ37 (BN/GN)
9-RL7 (BN/GN) |
| (E 2) | 8-RJ20 (WH/GN)
91-RJ21 (BK/BU)
8-RJ37A (WH/GN)
7-RL7 (YE/GN) | (E 4) | 7-RJ11 (YE/GN)
7-RJ37 (YE/GN)
9-RL22 (BN/YE) |
| (F 2) | 8-RJ5 (WH)
9-RJ20 (BN/GN)
9-RJ37A (BN/GN) | (F 4) | 7-RJ3 (YE/VT)
7-RN7 (YE/RD)
7-RJ45 (YE/RD) +
7-RJ3A (YE/VT) |
| (G 2) | 8-RJ22 (WH/BU)
8-RJ47 (WH/BU)
9-RJ22 (BN/BU) | (G 4) | 7-RJ50 (YE/VT)
30-RE8 (RD) |
| (H 2) | 8-RJ12 (WH/BU)
9-RJ46 (BN/RD) | (H 4) | 4-EB6A (GY)
7-RJ4 (YE/RD)
8-EE14 (WH/BU)
31S-RN3H (GN/BU) |
| (J 2) | 8-RJ48 (WH/GN)
9-RJ47 (BN/BU)
30-DC26 (RD) | (J 4) | |
| (K 2) | 8-RJ37 (WH/GN)
91-RE8C (BK/YE)
91-RE8K (BK/YE)
91-RE8D (BK/YE)
91S-RH15 (BK/YE) | (K 4) | 91S-RH15 (BK/YE) |
| (L 2) | 15S-RL7 (GN/BK)
91S-RL7 (BK/GN) | (L 4) | 9-RJ17 (BN/WH)
91-RE8D (BK/YE)
91-RE8K (BK/YE)
91S-RL10 (BK/WH)
91S-RL42 (BK/BU) |
| (M 2) | 15-RE25 (GN/OG)
15-RJ37 (GN/BK)
15S-RL7 (GN/BK) | (M 4) | 91-RE8J (BK/YE)
91-RE8L (BK/YE)
91S-RS4 (BK/YE)
91S-RL50 (BK/BU) |






C420

14K733

F02132

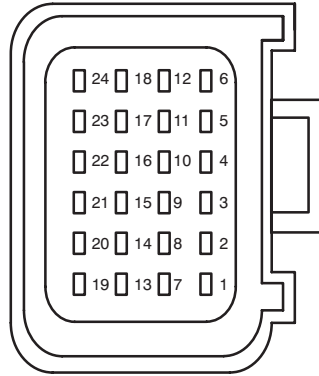


- (1) 8-JA49 (WH)
- (2) 9-JA49 (BN)

C426

14401

F24017




- | | | | |
|---------------------|-----------------------|-----------------------|-----------------------|
| (1) | (7) | (13) | (19) |
| (2) | (8) | 9-JA49 (BN) | 4-EC10N (GY) |
| (3) 15S-JA8 (GN/RD) | (9) 15S-JA31 (GN/WH) | 31-JA47 (BK) | (20) 5-EC10N (BU) |
| (4) 91S-JA8 (BK/OG) | (10) 91S-JA31 (BK/WH) | (14) 8-JA49 (WH) | (21) 31S-JA47 (BK/OG) |
| (5) | (11) | (15) | (22) |
| (6) | (12) | (16) | (23) |
| | | (17) 91S-JA56 (BK/RD) | (24) 15-JA10 (GN/OG) |
| | | (18) 31S-JA31 (BK/WH) | |

C427

14014

F02574

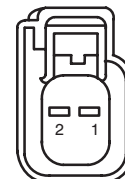


- (1) 8-JA39 (WH)
- 8-JA39A (WH)
- (2) 9-JA39 (BN)
- 9-JA39A (BN)

C428

14014

F02574

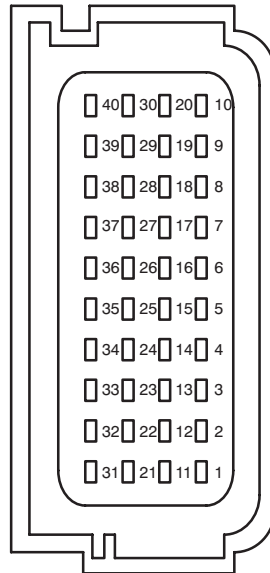


- (1) 8-JA40 (WH/VT)
- 8-JA40A (WH/VT)
- (2) 9-JA40 (BN/WH)
- 9-JA40A (BN/WH)

C429

14014

F40005




- | | | | |
|-----------------------|-----------------------|---------------------|---------------------|
| (1) 91S-JA50 (BK/RD) | (13) | (24) | (32) |
| (2) 15S-JA50 (GN/OG) | (14) | (25) 8-JA54 (WH) | (33) 8-JA52 (WH/GN) |
| (3) | (15) | (26) 8-JA39 (WH) | (34) 9-JA10 (BN/YE) |
| (4) | (16) | 8-JA39A (WH) | 9-JA52 (BN/GN) |
| (5) | (17) | (27) 9-JA39 (BN) | 9-JA54A (BN/YE) |
| (6) | (18) | 9-JA39A (BN) | (35) |
| (7) 15S-JA38 (GN/OG) | (19) 91S-JA37 (BK/GN) | (28) 9-JA40 (BN/WH) | (36) |
| (8) 91S-JA38 (BK/RD) | (20) 15S-JA37 (GN/BK) | 9-JA40A (BN/WH) | (37) |
| (9) | (21) | (29) 8-JA40 (WH/VT) | (38) |
| (10) | (22) | 8-JA40A (WH/VT) | (39) |
| (11) 91S-JA51 (BK/BU) | (23) | (30) 8-JA55 (WH/BK) | (40) |
| (12) 15S-JA51 (GN/BU) | | (31) | |

C430

15K868

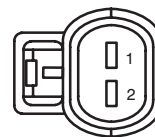
F02572

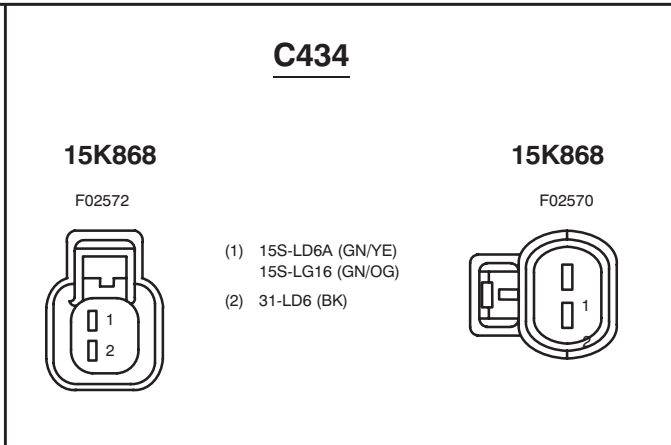
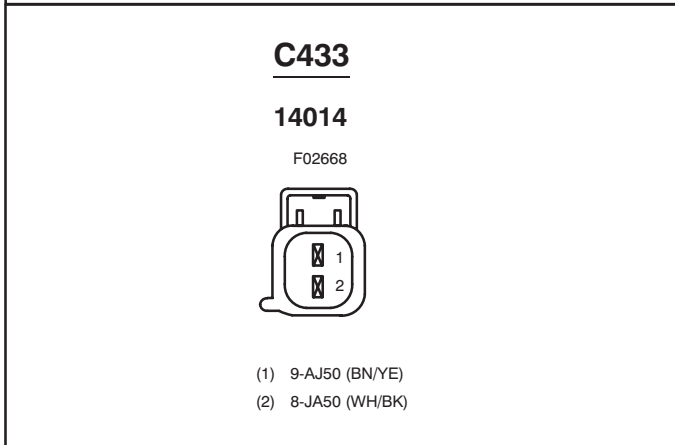
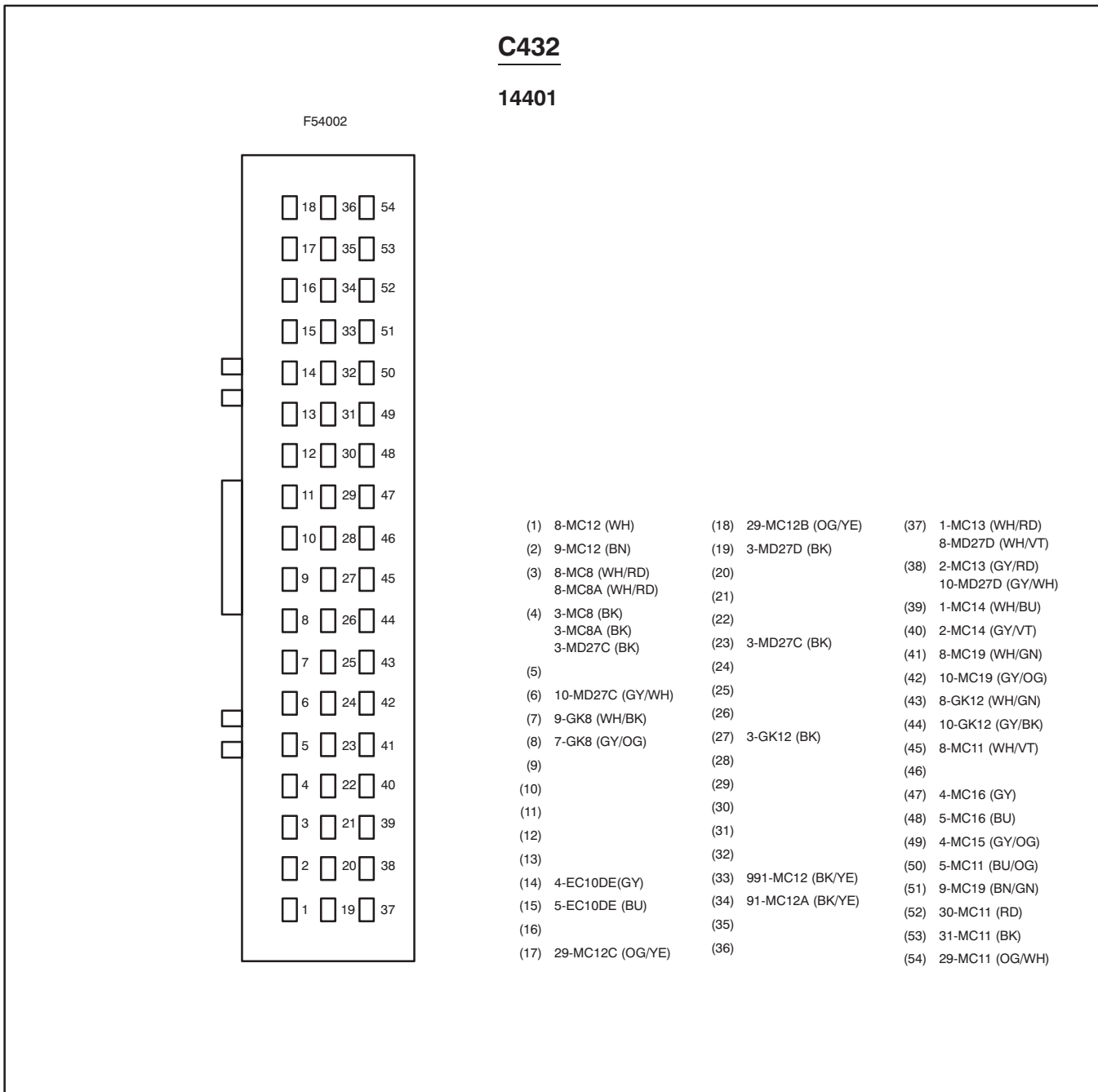


- (1) 15S-LG16 (GN/OG)
- (2) 31-LG16 (BK)

15K868

F02570

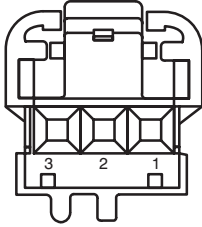




C437

14401

F03298



- (1) 8-MD26 (WH/BK)
- (2) 9-MD26 (BN/YE)
- (3)

C439

12A690

F09020

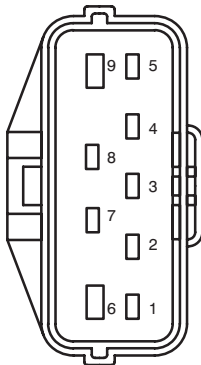


- (1) 15S-TA65 (GN/WH)
- (2) 15S-TA17 (GN/OG)
- (3) 15S-TA63 (GN/BK)
- (4) 9-TA36 (BN/GN)
- (5) 8-TA36 (WH/GN)
- (6) 15S-TA23 (GN/YE)
- (7) 91S-TA17 (BK/RD)
- (8) 15S-TA24 (GN/BU)
- (9) 15S-TA64 (GN/OG)

C438

12A690

F09018



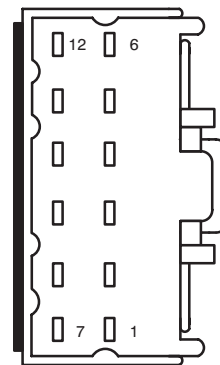
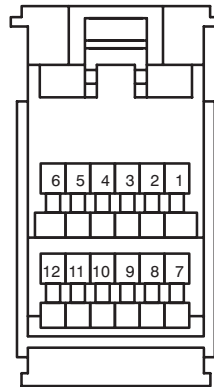
- (1) 15-TA18 (GN/OG)
- (2) 15S-TA40 (GN/BK)
- (3)
- (4) 15S-TA38 (GN/BU)
- (5) 15S-TA37 (GN/YE)
- (6) 50-BB14 (GY/RD)
- (7)
- (8) 15S-TA39 (GN/RD)
- (9) 50S-BB12 (GY)

C440

14B723

F12110

F12058

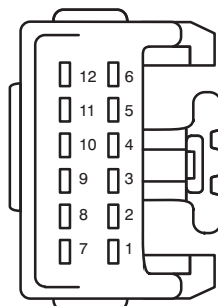


- (1) 4-EC3R (GY)
- (2) 4-EC10R (GY)
- (3) 91-MD8 (BK/OG)
- (4)
- (5) 1-MD49 (WH/GN)
- (6) 1-MD50 (WH/BK)
- (7) 5-EC3R (BU/RD)
- (8) 5-EC10R (BU)
- (9) 29-MD8 (OG)
- (10)
- (11) 2-MD49 (GY/OG)
- (12) 2-MD50 (GY/BK)

C441 (GY)

14401

F12084

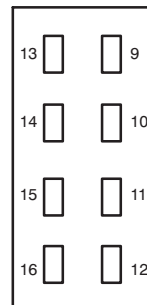


- | | |
|----------------------|----------------------|
| (1) 32-KA34 (WH/BK) | (7) 8-KA45 (WH/RD) |
| (2) 91S-KA11 (BK/RD) | (8) 31-KA36 (BK) |
| (3) 91-KA12 (BK/WH) | (9) 8-KA46 (WH/BU) |
| (4) 33-KA34 (YE/BK) | (10) 15-KA19 (GN/OG) |
| (5) 91S-KA35 (BK/BU) | (11) 8-KA47 (WH/GN) |
| (6) 91S-KA10 (BK/GN) | (12) 10-KA8 (GY/RD) |

C443

14401

F08266

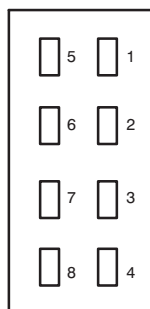


- | | |
|---|---|
| (9) 4-EC10A (GY) +
4-EC10C (GY)
4-EC10K (GY) +
4-EC10C (GY)
4-EC10K (GY) +
4-EC10G (GY) | (11) 91-MD5 (BK/BU)
(12) 91-MD15 (BK/GN)
91-MD15A (BK/GN)
(13) 31S-GL15 (BK/OG)
(14) 29S-LK34 (OG/BK) |
| (10) 5-EC10A (BU) +
5-EC10C (BU)
5-EC10K (BU) +
5-EC10C (BU)
5-EC10K (BU) +
5-EC10G (BU) | (15) 29-MD15 (OG/BK)
29-MD15A (OG/BK)
(16) 75-MD15 (YE/GN)
75-MD15A (YE/GN) |

C442

14401

F08266

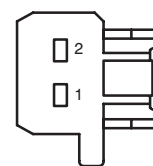


- | | |
|---------------------------------------|---|
| (1) 8-MD18 (WH)
8-MD18A (WH) | (5) 10-MD18 (GY)
10-MD18A (GY) |
| (2) 8-MD17 (WH/RD)
8-MD10B (WH/BK) | (6) 10-MD17 (GY/RD)
10-MD10B (GY/BK) |
| (3) 8-MD10 (WH/BK)
8-MD17A (WH/RD) | (7) 10-MD10 (GY/BK)
10-MD17A (GY/RD) |
| (4) 8-MD11 (WH/VT)
8-MD11A (WH/VT) | (8) 10-MD11 (GY/WH)
10-MD11A (GY/WH) |

C444 (GY)

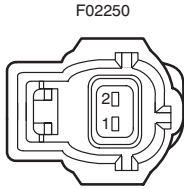
14014

F02053



- | |
|----------------------|
| (1) 15S-LG23 (GN/WH) |
| (2) 15-LG23 (GN/WH) |

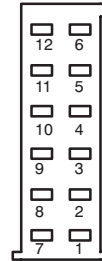
C446



- (1) 91S-TA36 (BK/GN)
- (2) 91-TA36 (BK/GN)

C448

F12102.1

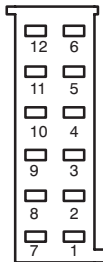


- | | |
|---|---|
| (1) | (7) |
| (2) | (8) |
| (3) 1-GK18 (WH/BU)
8-MC8C (WH/RD) | (9) 2-GK18 (GY/VT)
3-MC8C (WH/RD) |
| (4) | (10) 3-MC8E (BK) |
| (5) 8-MD27 (WH/VT)
8-MD27AU (WH/VT) | (11) 10-MD27 (GY/WH)
10-MD27AU (GY/WH) |
| (6) 3-MD27A (BK)
9-MD27 (BN/WH)
3-MD27G (BN/WH) | (12) 8-MC7E (WH/RD)
8-MC8B (WH/RD) |

C447

14401

F12102

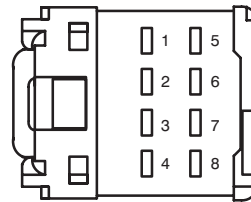


- | | |
|---------------------|---------------------|
| (1) 8-MC12 (WH) | (7) 9-MC12 (BN) |
| (2) 15S-MD7 (GN/BU) | (8) 9-MD26 (BN/YE) |
| (3) 1-MD49 (WH/GN) | (9) 2-MD49 (GY/OG) |
| (4) 1-MD50 (WH/BK) | (10) 2-MD50 (GY/BK) |
| (5) | (11) |
| (6) 8-MD26 (WH/BK) | (12) |

C449

14014

F08280

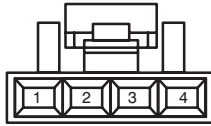


- (1) 15-JA56 (GN/OG)
- (2)
- (3)
- (4) 91S-JA56 (BK/RD)

C452

14335

F04254

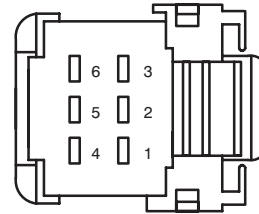


- (1) 7-GL1 (YE)
- (2) 31-DA15 (BK)
31-DA15A (BK)
- (3)
- (4) 8-GL10 (WH)
8-GL10A (WH)

C453

14401

F06280

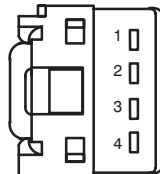


- (1)
- (2) 91S-JA56 (BK/RD)
- (3)
- (4)
- (5) 15-JA56 (GN/OG)
- (6)

C454

14401

F04272

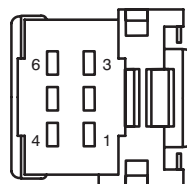


- (1)
- (2) 91-LG8 (BK/OG)
- (3) 29S-LH54 (OG/GN)
- (4) 91S-LG8 (BK/OG)

C455

15K857

F06268

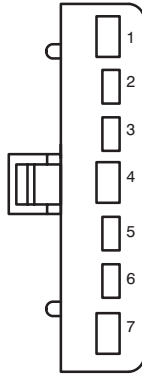


- (1) 91-BB14 (BK/BU)
- (3) 91S-BB14 (BK/BU)
- (4) 91S-BB14A (BK/BU)
- (6) 29S-BB14 (OG/BU)

C456 (BK)

14401

F07061

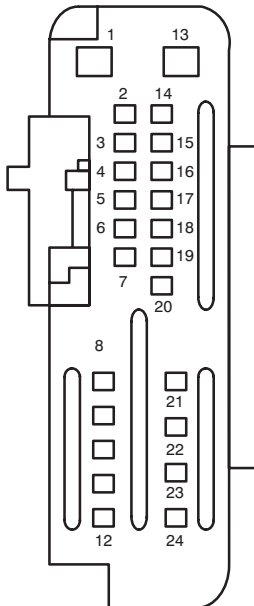


- | | |
|--|----------------------|
| (1) 15-DA1 (GN/YE) | (4) 30-BB9 (RD) |
| (2) 30S-LE29 (RD/GN) | (5) 30S-AB33 (RD/BK) |
| (3) 31S-TA32 (BK/WH) +
31S-TA34 (BK/YE) | (6) 75-DA1 (YE) |
| | (7) 50-BB16 (GY/BK) |

C457

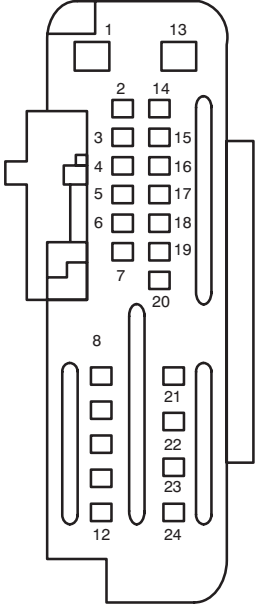
14401

F24012



- | | |
|---------------------------------------|--|
| (1) 29-GK8 (OG/GN)
91-BB14 (BK/BU) | (13) 91-GK8 (BK/RD)
91-GK8A (BK/RD) |
| (2) 75-GK8 (YE/BK) | (14) |
| (3) 91S-BB14 (BK/BU) | (15) |
| (4) 91S-BB14A (BK/BU) | (16) |
| (5) 4-EC10SE (GY) | (17) 5-EC10SE (BU) |
| (6) 29S-BB14 (OG/BU) | (18) |
| (7) | (19) |
| (8) 8-GK24 (WH/RD) | (20) |
| (9) 8-GK26 (WH/BU) | (21) 8-GK25 (WH/GN) |
| (10) 8-GK21 (WH/BK) | (22) 8-GK28 (WH) |
| (11) 1-GK18 (WH/BU) | (23) 3-GK22 (BK) |
| (12) 2-GK18 (GY/VT) | (24) 3-GK18 (BK) |

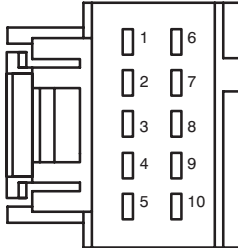
F24012



C458
14401


(1) 29-GK8 (OG/GN)	(13) 91-GK8A (BK/RD)
(2) 75-GK8 (YE/BK)	(14)
(3)	(15)
(4)	(16)
(5) 4-EC10SE (GY)	(17) 5-EC10SE (BU)
(6)	(18)
(7)	(19)
(8) 8-GK24 (WH/RD)	(20)
(9) 8-GK26 (WH/BU)	(21) 8-GK25 (WH/GN)
(10) 8-GK21 (WH/BK)	(22) 8-GK28 (WH)
(11) 1-GK18 (WH/BU)	(23) 3-GK22 (BK)
(12) 2-GK18 (GY/VT)	(24) 3-GK18 (BK)

C459
14401
F10148




(1) 91S-GG9 (BK/RD)	(6) 91S-LG1 (BK/YE)
(2)	(7) 91S-LG2 (BK/BU)
(3) 91S-GE56 (BK/YE)	(8) 91S-LE14 (BK/OG)
(4)	(9) 91S-LE25 (BK/BU)
(5) 91S-GE56A (BK/YE)	(10) 91-LG27 (BK/GN)

C461
14041
F02572



(1) 49S-LG12 (BU) 49S-LG12D (BU)
(2) 31-LG12 (BK) 31-LG12A (BK)

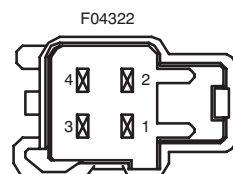
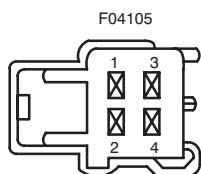
C462
14041
F02572



(1) 49S-LG19 (BU/RD) 49S-LG19D (BU/RD)
(2) 31-LG19 (BK)

C463

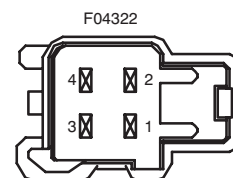
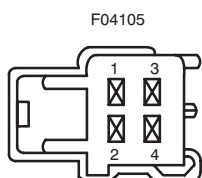
14014



- (1) 29S-LF11A (OG/WH)
- (2) 15S-LG14B (GN/RD)
- (3) 31-LF23A (BK)
- 31-LF23E (BK)
- (4) 49S-LG12 (BU)
- 49S-LG12D (BU)

C464

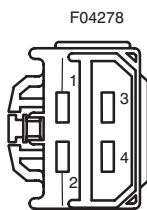
14014



- (1) 29S-LF20A (OG)
- (2) 15S-LG21A (GN/BK)
- (3) 31-LF24 (BK)
- (4) 49S-LG19 (BU/RD)
- 49S-LG19D (BU/RD)

C470

14401





- (1) 31S-FA31 (BU)
- 31S-FA31 (BK/YE)
- 31S-FA31A (BK/YE)
- (2) 31S-FA30 (BK/WH)
- (3) 31S-FA32 (BK/BU)
- (4) 31S-FA33A (BK/OG)

C472




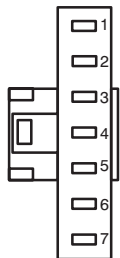
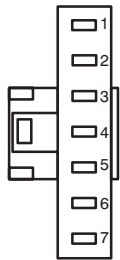

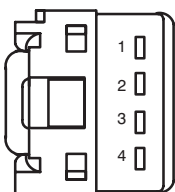


14014

14014



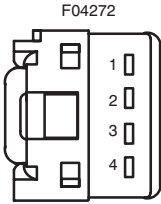
- (1) 29S-LF11A (OG/WH)
- (OG/WH)
- (2) 15S-LG14 (BK/RD)
- 15S-LG14B (GN/RD)
- (BK/RD)

- (1) 29S-LF11A (OG/WH)
- (2) 15S-LG14B (GN/RD)
- (3) 31-LF23A (BK)
- 31-LF23B (BK)

<p style="text-align: center;">C473</p> <div style="display: flex; justify-content: space-around;"> <div style="text-align: center;"> <p>14014</p> <p>F02572</p>  <p>(1) 29S-LF20A (OG) (OG) (2) 15S-LG21A (GN/BK) (GN)</p> </div> <div style="text-align: center;"> <p>F02062</p>  </div> <div style="text-align: center;"> <p>14014</p> <p>F03094</p>  <p>(1) 29S-LF20A (OG) (2) 15S-LG21A (GN/BK) (3) 31-LF24 (BK)</p> </div> </div>	<p style="text-align: center;">C476</p> <p style="text-align: center;">14014</p> <div style="display: flex; justify-content: space-between;"> <div style="text-align: center;"> <p>F07065</p>  </div> <div style="flex-grow: 1;"> <table border="0"> <tr> <td style="vertical-align: top;"> <p>(1) 15S-LG14C (GN/RD) 49S-LG12B (BU)</p> <p>(2) 15S-LD6 (GN/YE) 15S-LG9B (GN/BK)</p> <p>(3) 31-LF23 (BK) 15S-LG9C (GN/BK) 31-LF23F (BK) 31-LF23G (BK)</p> </td> <td style="vertical-align: top;"> <p>(4) 31-LF23C (BK) 31-LF23D (BK) 31-LF23E (BK)</p> <p>(5) 15S-LG14A (GN/RD) 49S-LG12A (BU) 49S-LG12E (BU) 49S-LG12F (BU)</p> <p>(6) 29S-LF11 (OG/WH)</p> <p>(7) 15S-LD6C (GN/YE)</p> </td> </tr> </table> </div> </div>	<p>(1) 15S-LG14C (GN/RD) 49S-LG12B (BU)</p> <p>(2) 15S-LD6 (GN/YE) 15S-LG9B (GN/BK)</p> <p>(3) 31-LF23 (BK) 15S-LG9C (GN/BK) 31-LF23F (BK) 31-LF23G (BK)</p>	<p>(4) 31-LF23C (BK) 31-LF23D (BK) 31-LF23E (BK)</p> <p>(5) 15S-LG14A (GN/RD) 49S-LG12A (BU) 49S-LG12E (BU) 49S-LG12F (BU)</p> <p>(6) 29S-LF11 (OG/WH)</p> <p>(7) 15S-LD6C (GN/YE)</p>		
<p>(1) 15S-LG14C (GN/RD) 49S-LG12B (BU)</p> <p>(2) 15S-LD6 (GN/YE) 15S-LG9B (GN/BK)</p> <p>(3) 31-LF23 (BK) 15S-LG9C (GN/BK) 31-LF23F (BK) 31-LF23G (BK)</p>	<p>(4) 31-LF23C (BK) 31-LF23D (BK) 31-LF23E (BK)</p> <p>(5) 15S-LG14A (GN/RD) 49S-LG12A (BU) 49S-LG12E (BU) 49S-LG12F (BU)</p> <p>(6) 29S-LF11 (OG/WH)</p> <p>(7) 15S-LD6C (GN/YE)</p>				
<p style="text-align: center;">C477</p> <p style="text-align: center;">14014</p> <div style="display: flex; justify-content: space-between;"> <div style="text-align: center;"> <p>F07065</p>  </div> <div style="flex-grow: 1;"> <table border="0"> <tr> <td style="vertical-align: top;"> <p>(1) 29S-LF20B (OG) 49S-LG19A (BU/RD) 49S-LG19E (BU/RD) 49S-LG19F (BU/RD)</p> <p>(2) 15S-LD12 (GN/YE) 15S-LG16A (GN/OG)</p> <p>(3) 49S-LG19B (BU/RD) 31-LF24A (BK)</p> </td> <td style="vertical-align: top;"> <p>(4) 31-LF24B (BK)</p> <p>(5) 15S-LG21 (GN/BK) 15S-LG16C (GN/OG)</p> <p>(6) 15S-LG21B (GN/BK) 29S-LF20 (OG)</p> <p>(7) 15S-LG21B (GN/BK)</p> </td> </tr> </table> </div> </div>	<p>(1) 29S-LF20B (OG) 49S-LG19A (BU/RD) 49S-LG19E (BU/RD) 49S-LG19F (BU/RD)</p> <p>(2) 15S-LD12 (GN/YE) 15S-LG16A (GN/OG)</p> <p>(3) 49S-LG19B (BU/RD) 31-LF24A (BK)</p>	<p>(4) 31-LF24B (BK)</p> <p>(5) 15S-LG21 (GN/BK) 15S-LG16C (GN/OG)</p> <p>(6) 15S-LG21B (GN/BK) 29S-LF20 (OG)</p> <p>(7) 15S-LG21B (GN/BK)</p>	<p style="text-align: center;">C478</p> <p style="text-align: center;">14401</p> <div style="display: flex; justify-content: space-between;"> <div style="text-align: center;"> <p>F04260</p>  </div> <div style="flex-grow: 1;"> <table border="0"> <tr> <td style="vertical-align: top;"> <p>(1) 10-MD27 (GY/WH) 10-MD27B (GY/WH)</p> <p>(2)</p> <p>(3) 3-MD27 (BK) 3-MD27A (BK) 3-MD27B (BK)</p> <p>(4) 8-MD27 (WH/VT) 8-MD27B (WH/VT)</p> </td> <td style="vertical-align: top;"> <p>F04272</p>  </td> </tr> </table> </div> </div>	<p>(1) 10-MD27 (GY/WH) 10-MD27B (GY/WH)</p> <p>(2)</p> <p>(3) 3-MD27 (BK) 3-MD27A (BK) 3-MD27B (BK)</p> <p>(4) 8-MD27 (WH/VT) 8-MD27B (WH/VT)</p>	<p>F04272</p> 
<p>(1) 29S-LF20B (OG) 49S-LG19A (BU/RD) 49S-LG19E (BU/RD) 49S-LG19F (BU/RD)</p> <p>(2) 15S-LD12 (GN/YE) 15S-LG16A (GN/OG)</p> <p>(3) 49S-LG19B (BU/RD) 31-LF24A (BK)</p>	<p>(4) 31-LF24B (BK)</p> <p>(5) 15S-LG21 (GN/BK) 15S-LG16C (GN/OG)</p> <p>(6) 15S-LG21B (GN/BK) 29S-LF20 (OG)</p> <p>(7) 15S-LG21B (GN/BK)</p>				
<p>(1) 10-MD27 (GY/WH) 10-MD27B (GY/WH)</p> <p>(2)</p> <p>(3) 3-MD27 (BK) 3-MD27A (BK) 3-MD27B (BK)</p> <p>(4) 8-MD27 (WH/VT) 8-MD27B (WH/VT)</p>	<p>F04272</p> 				

C479

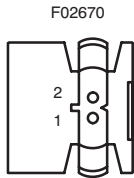
14401



- (1) 10-MD27 (GY/WH)
10-MD27B (GY/WH)
- (2)
- (3) 3-MD27 (BK)
3-MD27A (BK)
3-MD27B (BK/RD)
- (4) 8-MD27 (WH/VT)
8-MD27B (WH/VT)

C481

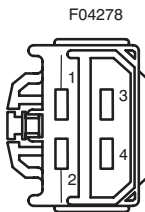
14401



- (1) 15S-JA31 (GN/WH)
- (2) 91S-JA31 (BK/WH)

C482

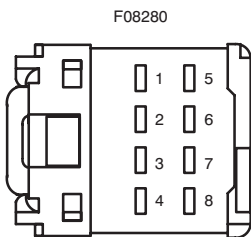
15K857



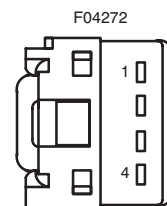
- (1) 30-DJ7 (RD)
31-DJ7A (BK)
- (2) 31-DJ7 (BK)
- (3) 15-DJ7 (GN/WH)
- (4)

C485

14240



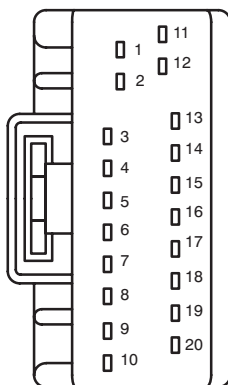
- (1) 29-AJ7 (OG/BU)
- (2)
- (3) 4-EE9 (GY/OG)
4-EE9C (GY/OG)
- (4) 31-DA11B (BK)
91-AJ7 (BK/BU)
- (5)
- (6)
- (7)
- (8)



C487

14401

F20046

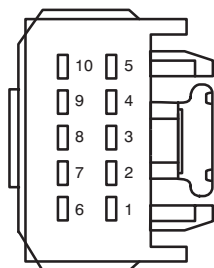


- | | |
|----------------------|-----------------------|
| (1) 29-GK49 (OG/BK) | (11) 91-GK49 (BK/GN) |
| (2) 75-GK49 (YE/GN) | (12) 91-GK49A (BK/GN) |
| (3) 29S-LK40 (OG/BU) | (13) |
| (4) 75-GK8 (YE/BK) | (14) |
| (5) 4-EC10P (GY) | (15) 5-EC10P (BU) |
| (6) | (16) |
| (7) | (17) |
| (8) 8-GK21 (WH/BK) | (18) 3-GK22 (BK) |
| (9) 8-GK24 (WH/RD) | (19) 8-GK28 (WH) |
| (10) 8-GK25 (WH/GN) | (20) 8-GK26 (WH/BU) |

C488 (GY)

14A584

F10140

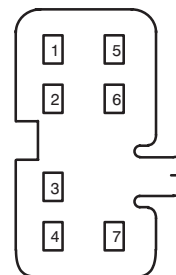


- | | |
|---------------------|---------------------|
| (1) 31-AJ7 (BK) | (7) |
| (2) | (8) 33-AJ26 (YE) |
| (3) 33-AJ18 (YE/VT) | 33-AJ26A (YE) |
| (4) | 33-AJ26B (YE) |
| (5) 32-AJ18 (WH/VT) | 33-AJ26C (YE) |
| (6) 32-AJ26 (WH) | (9) |
| 32-AJ26A (WH) | (10) 15-AJ7 (GN/BU) |
| 32-AJ26B (WH) | |
| 32-AJ26C (WH) | |

C489

14K138

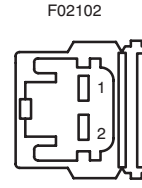
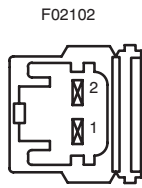
F07056



- | | |
|---------------------|---------------------|
| (1) 33-AJ17 (YE/VT) | (5) |
| 33-AJ17A (YE/VT) | (6) 33-AJ18 (YE/VT) |
| 33-AJ17B (YE/VT) | (7) 32-AJ17 (WH/VT) |
| 33-AJ17C (YE/VT) | 32-AJ17A (WH/VT) |
| (2) 15-AJ18 (GN/WH) | 32-AJ17B (WH/VT) |
| (3) 32-AJ18 (WH/VT) | 32-AJ17C (WH/VT) |
| (4) 31-LH31 (BK) | (8) |

C493

14335

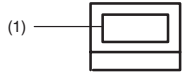


- (1) 8-MC8 (WH/RD)
- (2) 3-MC8 (BK)

C494

17N400

F01005

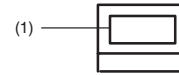


- (1) 31-LF21 (BK)

C497

17N400

F01005

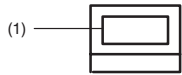


- (1) 29S-LF22 (OG/BK)

C495

17N400

F01005




- (1) 29S-LF21 (BK) + 29S-LF22 (OG/BK)
- (1) 29S-LF21A (OG/BK) + 29S-LF22 (OG/BK)

C507

14014

F02688

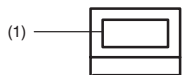


- (1) 8-JA39A (WH)
- (2) 9-JA39A (BN)

C496

17N400

F01005




- (1) 31-LF22 (BK)

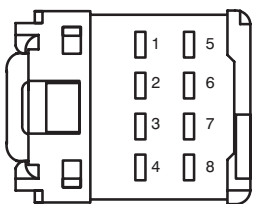
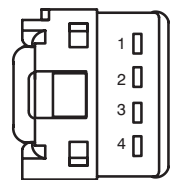
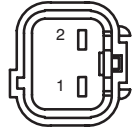
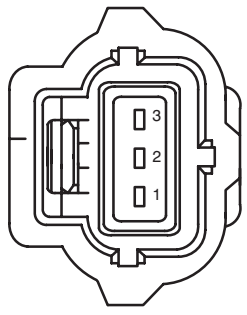

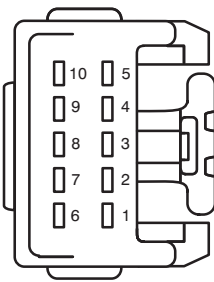
C508

14014

F02688



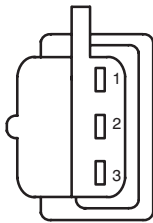
- (1) 8-JA40A (WH/VT)
- (2) 9-JA40A (BN/WH)

<p style="text-align: center;">14335</p> <p style="text-align: center;">F08280</p>  <p>(1) 15-AG7 (GN/BU) 15-AG7A (GN/BU)</p> <p>(2) 31S-AG7 (BK/BU)</p> <p>(3) 31S-AG27 (BK/WH)</p> <p>(4) 31-AG7 (BK)</p> <p>(5)</p> <p>(6)</p> <p>(7)</p> <p>(8)</p>	<p style="text-align: center;">C522</p> <p style="text-align: center;">14335</p> <p style="text-align: center;">F04272</p> 	
<p style="text-align: center;">C523 (BK)</p> <p style="text-align: center;">9H589</p> <p style="text-align: center;">F02578</p>  <p>(1) 15-RL43 (GN/OG)</p> <p>(2) 91S-RL43 (BK/RD)</p>		
<p style="text-align: center;">F03312</p> 	<p style="text-align: center;">C524</p> <p style="text-align: center;">9H589</p> <p>(1) 91-RJ29 (BK/OG) 9-RJ29A (BN/BU)</p> <p>(2) 8-RJ29A (WH/BU)</p> <p>(3) 15-RJ29 (GN/RD)</p>	<p style="text-align: center;">F03015</p> 
<p style="text-align: center;">F10091</p> 	<p style="text-align: center;">C525 (GY)</p> <p style="text-align: center;">14335</p> <p>(1) 29-AG12 (OG/BK)</p> <p>(2) 8-AG12 (WH/GN)</p> <p>(3)</p> <p>(4)</p> <p>(5)</p> <p>(6) 8-GB8 (WH/BU)</p> <p>(7) 15-AG12 (GN/BK) 15-AG12C (GN/BK)</p> <p>(8) 31S-AG7 (BK/BU)</p> <p>(9) 31S-AG27 (BK/WH)</p> <p>(10) 31-AG12 (BK)</p>	

C526

14335

F03316




- (1) 15-AG12B (GN/BK)
15-KA41 (GN/BK)
- (2) 91-KA41 (BK/GN)
- (3) 8-KA41 (WH/GN)

C528

14014

F02688

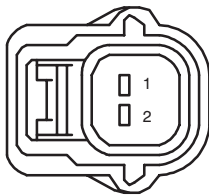


- (1) 8-JA40 (WH/VT)
- (2) 9-JA40 (BN/WH)

C527

14014

F02688

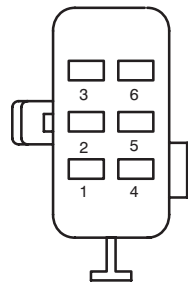


- (1) 8-JA39 (WH)
- (2) 9-JA39 (BN)

C532

14401

F06065

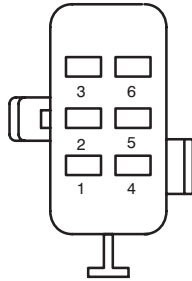


- (1) 31S-FB15 (BK/OG)
- (2) 15S-FB14 (GN/BU)
- (3) 31S-FB16 (BK/GN)
- (4) 31S-FB17 (BK/RD)
- (5)
- (6) 31S-FB18 (BK/WH)

C533

14401

F06065

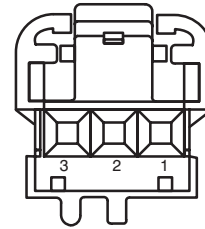


- (1) 31S-FB20 (BK/BU)
- (2) 15S-FB19 (GN/YE)
- (3) 31S-FB21 (BK/OG)
- (4) 31S-FB22 (BK/GN)
- (5)
- (6) 31S-FB23 (BK/RD)

C536

14401

F03298

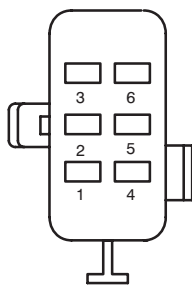


- (1) 8-FA51 (WH/BK)
- (2)
- (3) 9-FA51 (BN/YE)

C534

14401

F06065

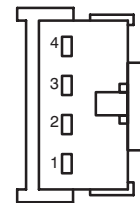


- (1) 31S-FB10 (BK/GN)
- (2) 15S-FB9 (GN/RD)
- (3) 31S-FB11 (BK/RD)
- (4) 31S-FB12 (BK/WH)
- (5)
- (6) 31S-FB13 (BK/YE)

C538

14401

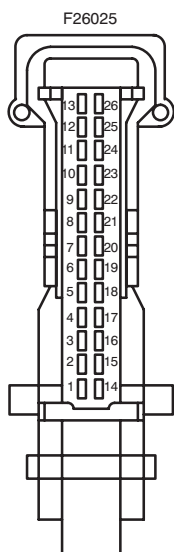
F04166



- (1)
- (2) 32-FA76 (WH/BU)
33-FA76A (YE/BU)
- (3)
- (4) 32-FA76A (WH/BU)
33-FA76 (YE/BU)

C539 (BK)

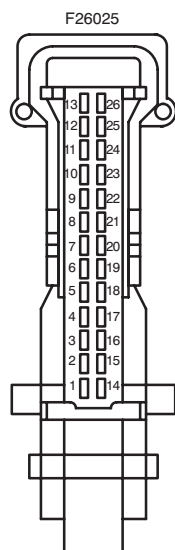
14401



- | | |
|-----------------------|-----------------------|
| (1) 31S-FA54 (BK/BU) | (14) 31S-FA56 (BK/GN) |
| 31S-FA54A (BK/BU) | 31S-FA56A (BK/GN) |
| (2) 31S-FA55 (BK/OG) | (15) 31S-FA57 (BK/RD) |
| 31S-FA55A (BK/OG) | 31S-FA57A (BK/RD) |
| (3) 31S-FA58 (BK/OG) | (16) 31S-FA60 (BK/RD) |
| (4) 31S-FA59 (BK/GN) | (17) 31S-FA61 (BK/WH) |
| (5) 31S-FB20 (BK/BU) | (18) 31S-FB22 (BK/GN) |
| (6) 31S-FB21 (BK/OG) | (19) 31S-FB23 (BK/RD) |
| (7) 31S-FB15 (BK/OG) | (20) 31S-FB17 (BK/RD) |
| (8) 31S-FB16 (BK/GN) | (21) 31S-FB18 (BK/WH) |
| (9) 31S-FB10 (BK/GN) | (22) 31S-FB12 (BK/WH) |
| (10) 31S-FB11 (BK/RD) | (23) 31S-FB13 (BK/YE) |
| (11) 29-FA94 (OG/BK) | (24) 91-FA94 (BK/GN) |
| (12) 15S-FA46 (GN/BU) | (25) 15S-FB9 (GN/RD) |
| (13) 15S-FB14 (GN/BU) | (26) 15S-FB19 (GN/YE) |

C540 (WH)

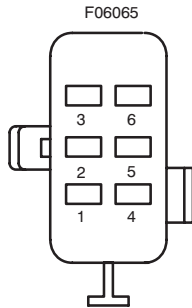
14401



- | | | |
|----------------------|-----------------------|----------------------|
| (1) 15S-FA95 (GN/BK) | (10) 8-FA47 (WH/GN) | (19) 5-EC10W (BU) |
| (2) 31-FA95 (BK) | (11) | (20) 9-FA47A (BN/GN) |
| (3) 29S-LE10 (OG/GN) | (12) | (21) 8-FA95 (WH/GN) |
| (4) | (13) | (22) 8-FA53 (WH/BU) |
| (5) | (14) 15S-FA42 (GN/YE) | (23) 10-FA53 (GY/VT) |
| (6) | (15) 49S-FA45 (BU/WH) | (24) |
| (7) 8-FA51 (WH/BK) | (16) 9-FA45 (BN/BU) | (25) |
| (8) 8-FA52 (WH/BK) | (17) 9-FA1 (BN/RD) | (26) |
| (9) 8-FA48 (WH/GN) | (18) 4-EC10W (GY) | |

C541

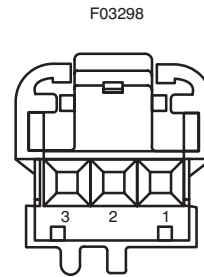
14K011



- (1) 31S-FA54 (BK/BU)
31S-FA56A (BK/GN)
- (2) 15S-FA42 (GN/YE)
- (3) 31S-FA55 (BK/OG)
31S-FA57A (BK/RD)
- (4) 31S-FA54A (BK/BU)
31S-FA56 (BK/GN)
- (5)
- (6) 31S-FA55A (BK/OG)
31S-FA57 (BK/RD)

C544

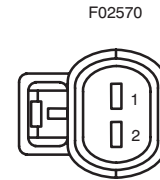

14401



- (1) 8-FA48 (WH/GN)
- (2)
- (3) 9-FA48 (BN/GN)

C550

12A690

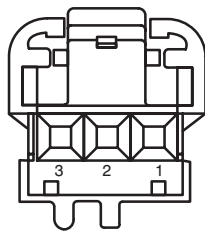


- (1) 15-RD21 (GN/WH)
- (2) 91-RD21 (BK/WH)

C542

14401

F03298

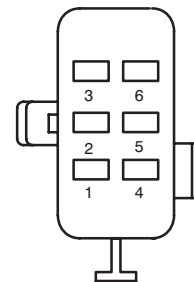


- (1) 8-FA47 (WH/GN)
- (2)
- (3) 9-FA47 (BN/GN)

C553

14401

F06065

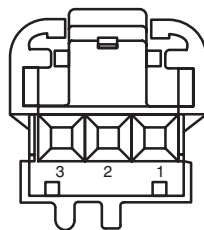


- (1) 31S-FA58 (BK/OG)
- (2) 15S-FA46 (GN/BU)
- (3) 31S-FA59 (BK/GN)
- (4) 31S-FA60 (BK/RD)
- (5)
- (6) 31S-FA61 (BK/WH)

C543

14401

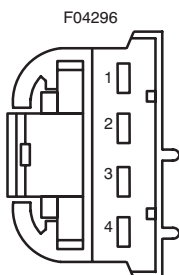
F03298



- (1) 8-FA52 (WH/BK)
- (2)
- (3) 9-FA52 (BN/YE)

C554

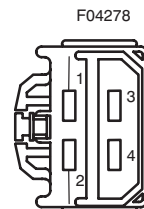
19A657



- (1) 8-FA53 (WH/BU)
- (2) 9-FA53 (BN/BU)
10-FA53 (GY/VT)
- (3) 9-FA53 (BN/BU)
10-FA53 (GY/VT)
- (4)

C561

14014



- (1) 31-AG14A (BK)
- (2) 30-AG14A (RD)
- (3) 31-AG25A (BK)
- (4) 15-AG25A (GN/OG)

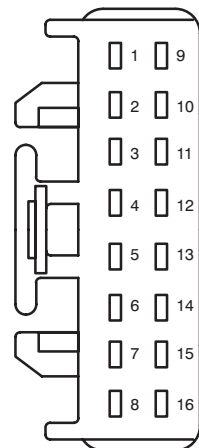
C556

14K733

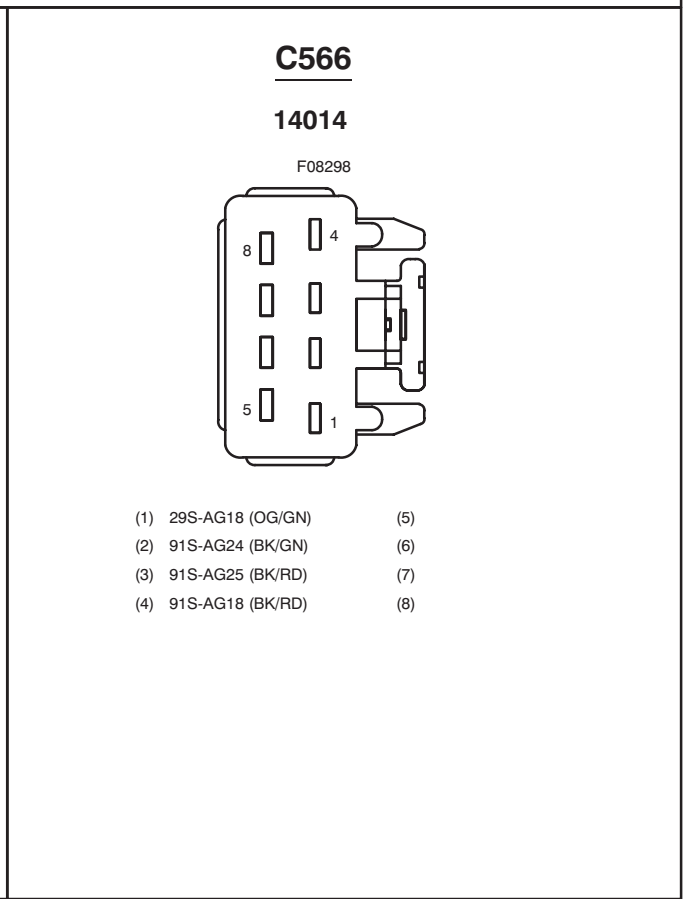
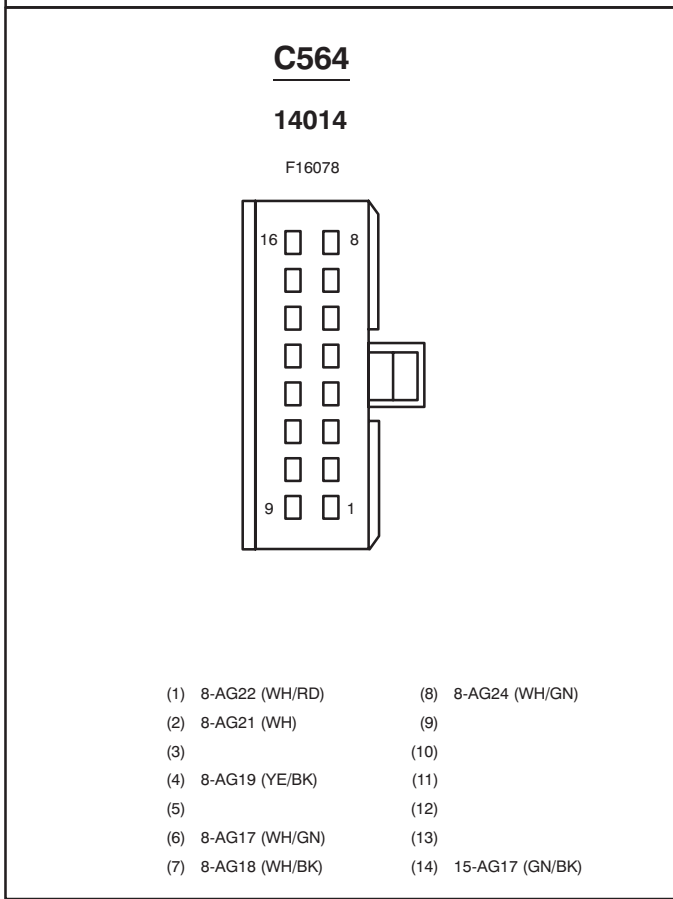
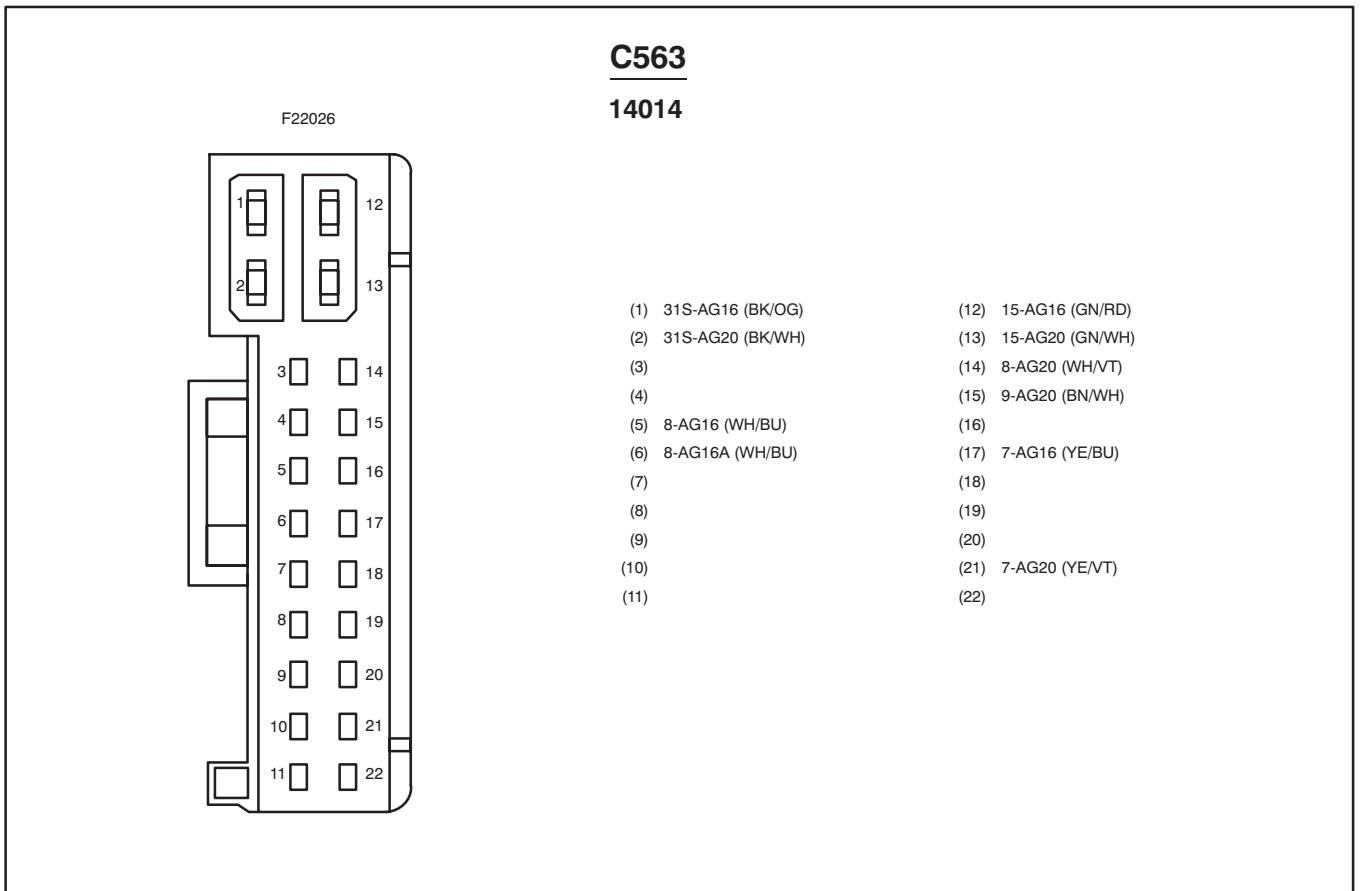
- (1) 4-EC7D (GY/RD) +
4-EC7X (GY/RD)
4-EC7D (GY/RD) +
4-EC7N (GY/RD)
- (2) 5-EC7D (BU/RD) +
5-EC7X (BU/RD)
5-EC7D (BU/RD) +
5-EC7N (BU/RD)

C562

F16029



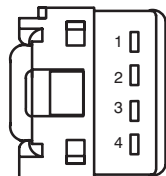
- | | |
|--|---|
| <ul style="list-style-type: none"> (1) 4-EC10Y (GY) +
4-EC10F (GY)
4-EC10G (GY) +
4-EC10C (GY) (2) (3) 91S-AG24 (BK/GN) (4) (5) 8-AG26 (WH/GN) (6) 8-AG27 (WH/VT) (7) | <ul style="list-style-type: none"> (8) (9) 5-EC10Y (BU) +
5-EC10F (BU)
5-EC10G (BU) +
5-EC10C (BU) (10) 8-AG23 (WH/BU) (11) 91S-AG25 (BK/RD) (12) 8-AG15C (WH/GN) (13) 15-AG15D (GN/BU) (14) 8-AG15A (GN/YE) |
|--|---|



C567

14014

F04272

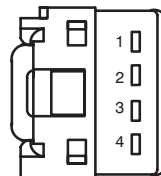


- (1)
- (2) 15S-AG15A (GN/BU)
- (3) 8-AG15A (GN/YE)
- (4)

C568

14014

F04272

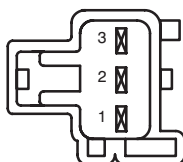


- (1)
- (2) 15-AG15E (GN/BU)
- (3) 8-AG15C (WH/GN)
- (4)

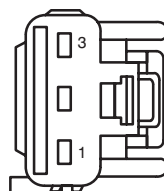
C570

14014

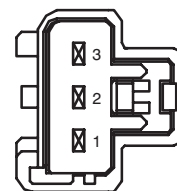
F03179



F03196



F03346

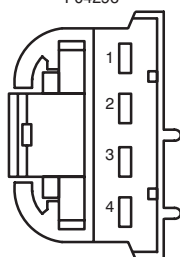


- (1) 8-AG17 (WH/GN)
- (2) 8-AG18 (WH/BK)
- (3) 15-AG17A (GN/BK)

C571

14335

F04296

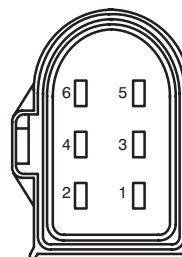


- (1) 7-GK8 (GY/OG)
10-GK12 (GY/BK)
- (2) 8-GK12 (WH/GN)
10-GK12 (GY/BK)
- (3) 7-GK8 (GY/OG)
8-GK12 (WH/GN)
- (4) 9-GK8 (WH/BK)

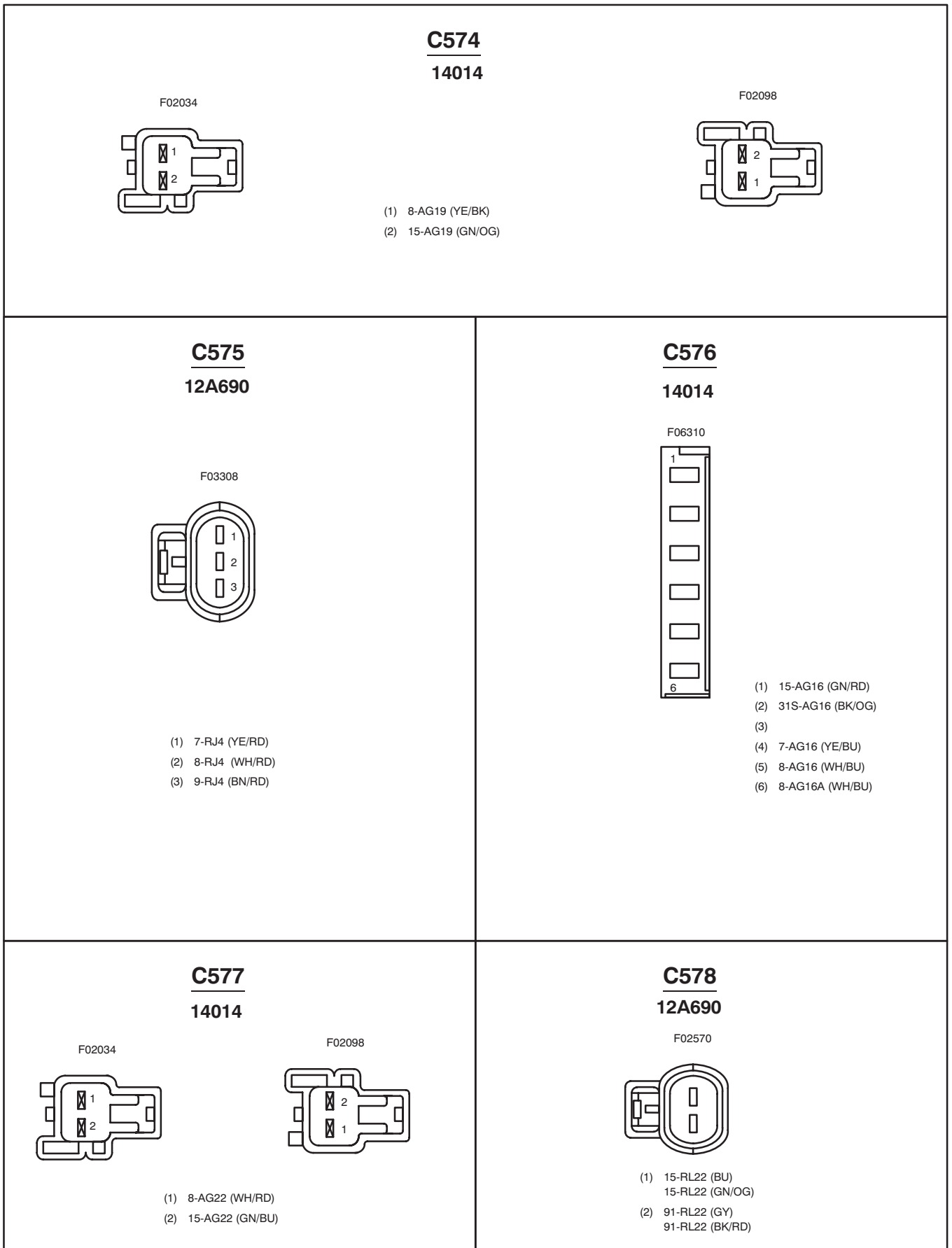
C572

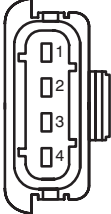
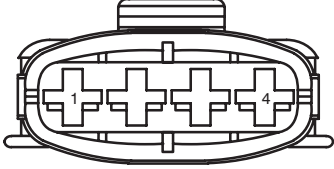
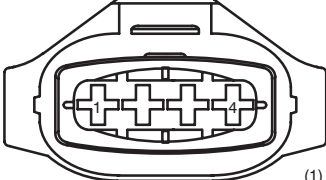
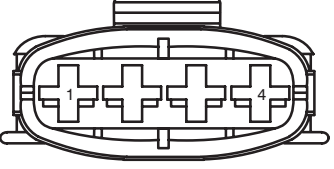
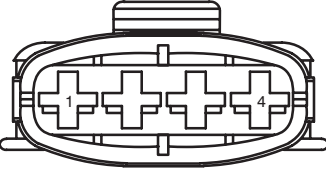
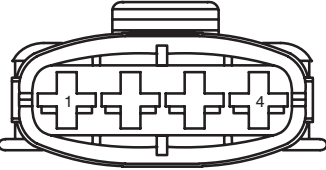
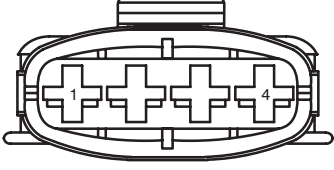

12A690

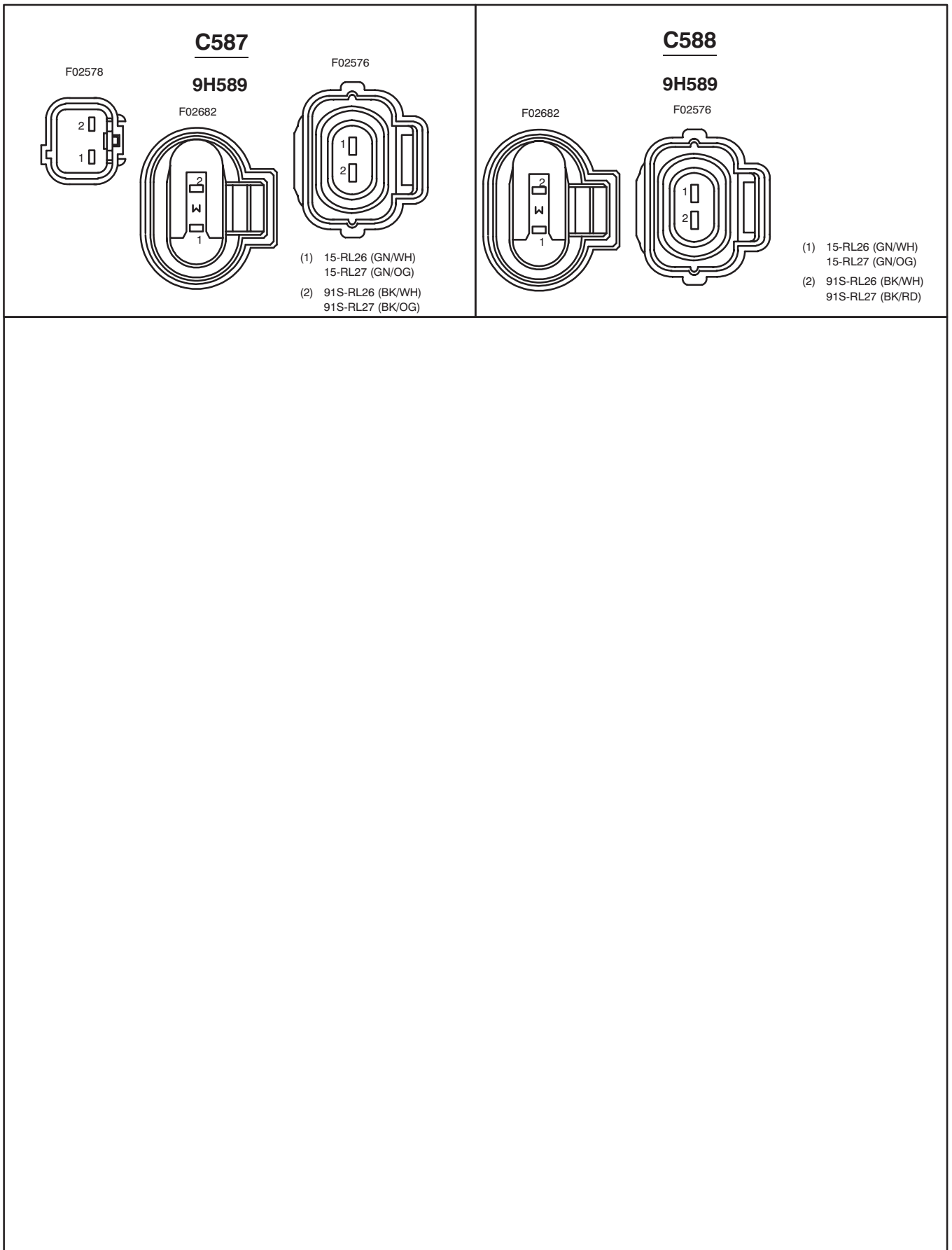
F06312



- (1) 8-RJ39 (WH/RD)
8-RJ39A (WH/RD)
- (2) 9-RJ28 (BN)
9-RJ28A (BN)
- (3) 33-RG3 (YE/BU)
33-RG3A (YE/BU)
- (4) 8-RJ44 (WH/BU)
8-RJ44A (WH/BU)
- (5) 32-RG3 (WH/BU)
32-RG3A (WH/BU)
- (6) 7-RJ28 (YE)
7-RJ28A (YE)

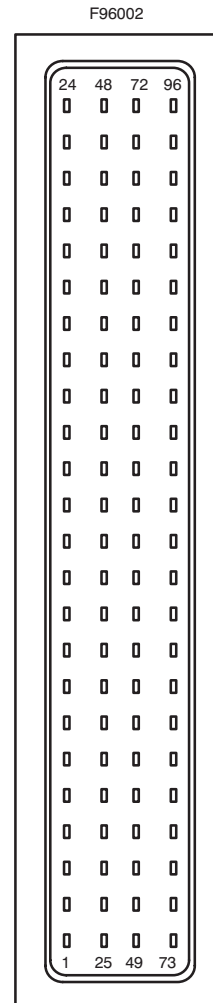
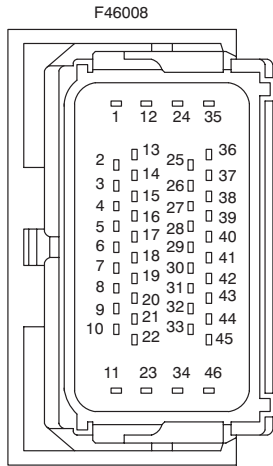


<p>C579 12A690 F04300</p>  <ul style="list-style-type: none"> (1) 9-RJ12 (BN/BU) (2) 8-RJ12 (GN/RD) (3) 7-RJ12 (YE/BU) (4) 8-RJ11 (WH/BU) 	<p>C583 12A690 F04302</p>  <ul style="list-style-type: none"> (1) 8-RR7 (WH/BU) (2) (3) 91-RR7 (BK) (4) 15-RR7 (GN/RD) 15-RR7 (GN/BU)
<p>C580 12A690 F04304</p>  <ul style="list-style-type: none"> (1) 9-RJ20 (BN) (2) 8-RJ20 (WH/GN) (3) 7-RJ20A (GY) (4) 8-RJ20B (BK/GN) 	<p>C584 12A690 F04302</p>  <ul style="list-style-type: none"> (1) 8-RR8 (WH/GN) (2) (3) 91-RR8 (BK) (4) 15-RR8 (GN/BK) 15-RR8 (GN/BU)
<p>C581 12A690 F04302</p>  <ul style="list-style-type: none"> (1) 8-RR5 (WH) (2) (3) 91-RR5 (BK) (4) 15-RR5 (GN/YE) 15-RR5 (GN/BU) 	<p>C585 12A690 F04302</p>  <ul style="list-style-type: none"> (1) 8-RR9 (WH/BK) (2) (3) 91-RR9 (BK) (4) 15-RR9 (GN/OG) 15-RR9 (GN/BU)
<p>C582 12A690 F04302</p>  <ul style="list-style-type: none"> (1) 8-RR6 (WH/RD) (2) (3) 91-RR6 (BK) (4) 15-RR6 (GN/BU) 	<p>C586 (RD) 12A690 F03308</p>  <ul style="list-style-type: none"> (1) 8-RJ11 (WH/GN) (2) 9-RJ11 (BN/GN) (3) 7-RJ11 (YE/GN)



C589 (BK)

9H589



- | | | | |
|----------------------|-----------------------|----------------------|-----------------------|
| (1) 91S-RL10 (BK/WH) | (25) 91S-RL11 (BK/YE) | (49) 9-RJ15 (GY) | (72) 91S-RL27 (BK/RD) |
| (2) 91S-RL12 (BK/BU) | (26) 91S-RL13 (BK/OG) | (50) 31S-RL2 (BK/OG) | (73) 91S-RJ14 (BK/YE) |
| (3) 91S-RL14 (BK/GN) | (27) 8-RE31A (WH/BK) | (51) 91-RL22 (BK/RD) | (74) 9-RG3 (BN/BU) |
| (4) | (28) | (52) | (75) 15S-RG3 (GN/RD) |
| (5) 31-TA53 (BK) | (29) | (53) 9-RJ4 (BN/RD) | (76) |
| (6) | (30) | (54) | (77) 8-RJ4 (WH/RD) |
| (7) 8-RJ18 (WH/BK) | (31) 9-RJ19 (BN/RD) | (55) 9-RJ18 (BN/YE) | (78) |
| (8) | (32) | (56) | (79) 8-RJ19 (WH/RD) |
| (9) 31S-GC21 (BK/GN) | (33) | (57) 8-RR6 (WH/RD) | (80) |
| (10) | (34) 8-RR9 (WH/BK) | (58) 8-RR8 (WH/GN) | (81) 8-RR5 (WH) |
| (11) | (35) | (59) 8-RJ2 (WH/BK) | (82) 8-RR7 (WH/BU) |
| (12) 8-RJ17 (WH/VT) | (36) 9-RJ3 (BN/WH) | (60) | (83) 8-RJ3 (WH/VT) |
| (13) | (37) 9-RJ2 (BN/YE) | (61) 9-RJ22 (BN/BU) | (84) |
| (14) 91S-RG3 (BK/OG) | (38) 9-RJ20 (BN) | 9-RJ22A (BN/BU) | (85) |
| (15) 9-RJ12 (BN/BU) | (39) | (62) | (86) 8-RJ20B (BK/GN) |
| (16) 7-RJ3 (YE/VT) | (40) | (63) 9-RJ21 (BN/RD) | (87) 8-RJ20 (WH/GN) |
| (17) 7-RJ2 (YE/BK) | (41) 8-RJ12 (GN/RD) | 8-RJ21 (WH/RD) | (88) 32-RG3 (WH/BU) |
| (18) 8-RJ21 (WH/RD) | (42) 9-RJ17 (BN/WH) | 8-RJ21A (WH/RD) | (89) 8-RJ11 (WH/GN) |
| 7-RJ21 (YE/RD) | (43) 7-RJ20 (YE/GN) | (64) | (90) |
| 7-RJ21A (YE/RD) | (44) 7-RJ20A (GY) | (65) 33-RG3 (YE/BU) | (91) 8-RJ14B (BU) |
| (19) 8-RG3 (WH/BU) | (44) 7-RJ12 (YE/BU) | (66) | (92) |
| (20) | (45) | (67) 8-RJ14A (WH) | (93) |
| (21) | (46) 8-EE1 (WH/RD) | (68) | (94) |
| (22) 8-EE1A (WH/RD) | (47) | (69) | (95) 91S-RJ15 (GY) |
| (23) | (48) | (70) | (96) 91S-RL26 (BK/WH) |
| (24) | | (71) | |

700-07-00

Connector Views

700-07-00

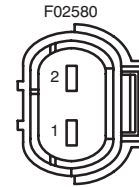
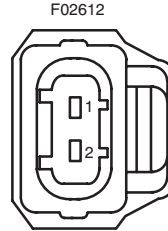
-84

C590

- (1) 15-RJ22A (GN/RD)
- (2) 9-RJ22A (BN/BU)
- (3)
- (4) 7-RJ12A (YE/RD)
- (5) 8-RJ12A (WH/RD)

C592

12A690

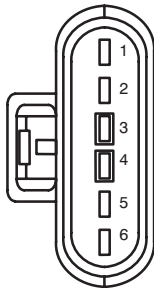


- (1) 91S-RS4 (BK/YE)
- (2) 15-RS4 (GN/YE)

C591

12A690

F06266

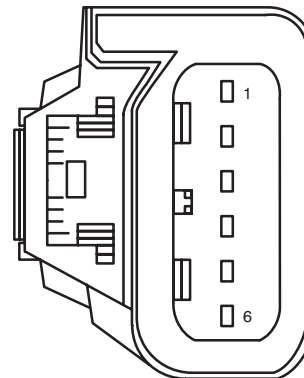


- (1)
- (2) 15-RJ22 (GN/BU)
- (3) 9-RJ22 (BN/BU)
- (4) 15-RJ22 (GN/RD)
8-RJ21 (WH/RD)
- (5) 9-RJ21 (BN/RD)
- (6)

C593

9H589

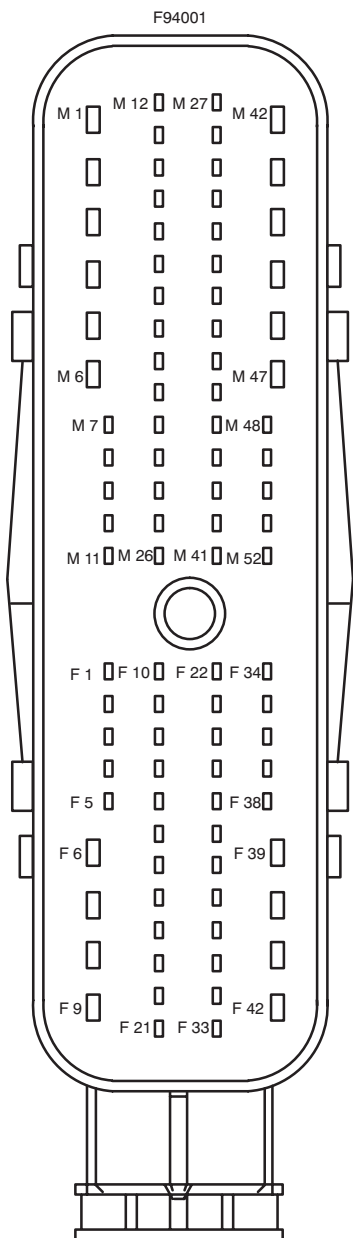
F06202



- (1) 15S-RG3 (GN/RD)
- (2) 91S-RG3 (BK/OG)
- (3) 8-RG3 (WH/BU)
- (4) 9-RG3 (BN/BU)
- (5) 32-RG3 (WH/BU)
- (6) 33-RG3 (YE/BU)

C594 (BK)

12A690

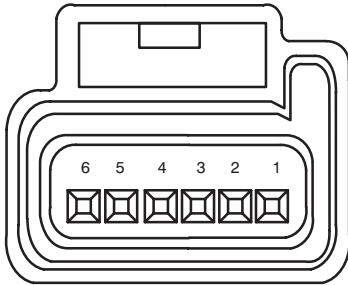


- | | | |
|---|--|--|
| (F 1) | (F 33) | (M 22) 7-RJ28 (YE)
7-RJ28A (YE) |
| (F 2) 9-RJ25 (BN/BU) | (F 34) 8-FA88 (WH/VT) | (M 23) 8-RJ19 (WH/RD) |
| (F 3) 7-RJ40 (YE/GN)
8-RJ21 (WH/RD) | (F 35) 31S-GC20 (BK/OG) | (M 24) 91S-RH5 (BK/BU) |
| (F 4) 91S-RJ3 (BK/WH) | (F 36) 8-RJ5 (WH) | (M 25) |
| (F 5) 91S-RJ2 (BK/RD) | (F 37) 8-RJ4 (WH/RD) | (M 26) |
| (F 6) 91S-RJ25 (BK/OG) | (F 38) 8-RJ3 (WH/VT) | (M 27) 91S-RL10 (BK/WH) |
| (F 7) 91-RE8D (BK/YE) | (F 39) 91S-RJ14 (BK/YE) | (M 28) 91S-RL12 (BK/BU) |
| (F 8) 15-RE21 (GN/OG) | (F 40) 91-RE8C (BK/YE) | (M 29) 91S-RL26 (BK/WH) |
| (F 9) 30-RE8 (RD) | (F 41) 32-RG3 (WH/BU)
32-RG3A (WH/BU) | (M 30) 91S-RL27 (BK/RD) |
| (F 10) | (F 42) 33-RG3 (YE/BU)
33-RG3A (YE/BU) | (M 31) 9-RJ18 (BN/YE) |
| (F 11) | (M 1) 31S-RR1 (BK/OG) | (M 32) 8-RJ18 (WH/BK) |
| (F 12) | (M 2) | (M 33) 4-EB6 (GY) |
| (F 13) 9-RJ5 (BN) | (M 3) 31S-RR2 (BK/GN) | (M 34) 8-RJ2 (WH/BK) |
| (F 14) 9-RJ14 (BN) | (M 4) | (M 35) 9-RJ19 (BN/RD) |
| (F 15) 91S-PC31 (BK/GN) | (M 5) 91-RE8A (BK/YE) | (M 36) |
| (F 16) 31S-RL2 (BK/OG) | (M 6) 9-RJ28 (BN)
9-RJ28A (BN) | (M 37) 8-RJ26 (WH/GN) |
| (F 17) 8-RJ40 (WH/GN)
9-RJ22 (BN/BU) | (M 7) 5-EB6 (BU) | (M 38) 8-RJ14 (WH) |
| (F 18) | (M 8) 91S-RH9 (BK/BU) | (M 39) 9-FA88 (BN/WH) |
| (F 19) 5-EC7A (BU/RD)
5-EC7C (BU/RD) | (M 9) 31S-FA11 (BK/YE) | (M 40) 15S-LG23 (GN/WH) |
| (F 20) | (M 10) 49-PA6 (BU) | (M 41) |
| (F 21) 15-RE17 (GN/BU) | (M 11) | (M 42) 91-RE8B (BK/YE) |
| (F 22) 91S-RE8 (BK/YE) | (M 12) 91S-RL13 (BK/OG) | (M 43) |
| (F 23) 9-RJ29A (BN/BU) | (M 13) 91S-RL11 (BK/YE) | (M 44) |
| (F 24) | (M 14) | (M 45) |
| (F 25) | (M 15) | (M 46) 3-RJ19 (BK) |
| (F 26) 9-RJ4 (BN/RD) | (M 16) 3-RJ18 (BK) | (M 47) 10-RJ30 (GY) |
| (F 27) 9-RJ3 (BN/WH) | (M 17) 7-FA88 (YE/VT) | (M 48) 8-RJ39 (WH/RD)
8-RJ39A (WH/RD) |
| (F 28) | (M 18) 8-RJ29A (WH/BU) | (M 49) 8-RJ25 (WH/BU) |
| (F 29) 8-CE10 (WH/VT) | (M 19) 15-RJ2 (GN/OG) | (M 50) |
| (F 30) 31S-BB16 (BK/RD) | (M 20) 9-RJ40 (BN/GN)
8-RJ22 (WH/BU) | (M 51) |
| (F 31) 4-EC7A (GY/RD)
4-EC7C (GY/RD) | (M 21) 8-RJ44 (WH/BU)
8-RJ44A (WH/BU) | (M 52) 8-RJ17 (WH/VT)
15-RJ3 (GN/WH) |
| (F 32) | | |

C595 (BK)

9H589

F06232

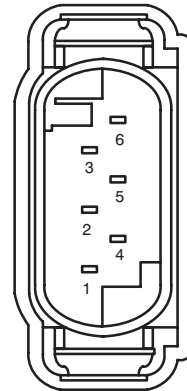


- (1) 32-RG3 (WH/BU)
- (2) 33-RG3 (YE/BU)
- (3) 8-RJ44 (WH/BU)
- (4) 9-RJ28 (BN)
- (5) 7-RJ28 (YE)
- (6) 8-RJ39 (WH/RD)

C597

12A690

F06274

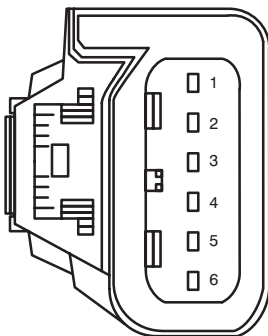


- (1) 15S-RG3 (GN/RD)
- (2) 91S-RG3 (BK/OG)
- (3) 8-RG3 (WH/BU)
- (4) 9-RG3 (BN/BU)
- (5) 32-RG3 (WH/BU)
- (6) 33-RG3 (YE/BU)

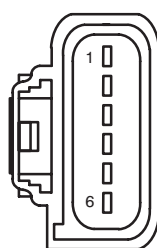
C596

12A690

F06202



F06316

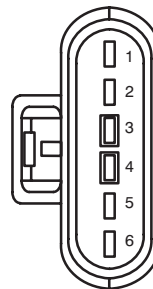


- (1)
- (2) 8-RJ17A (WH/VT)
8-RJ22 (WH/BU)
- (3) 15-RJ22 (GN/RD)
- (4) 9-RJ17A (BN/WH)
9-RJ22 (BN/BU)
91-RJ21 (BK/BU)
- (5) 8-RJ21 (WH/RD)
49-RJ22 (BU/WH)
- (6)

C598 (GY)

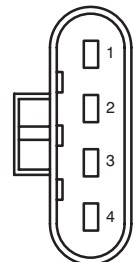
12A690

F06266



12A690

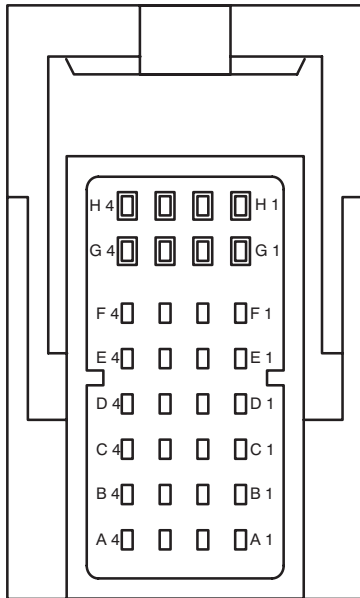
F04079



- (1)
- (2)
- (3)
- (4) 15-RJ22 (GN/RD)
- (5)
- (6)

C599

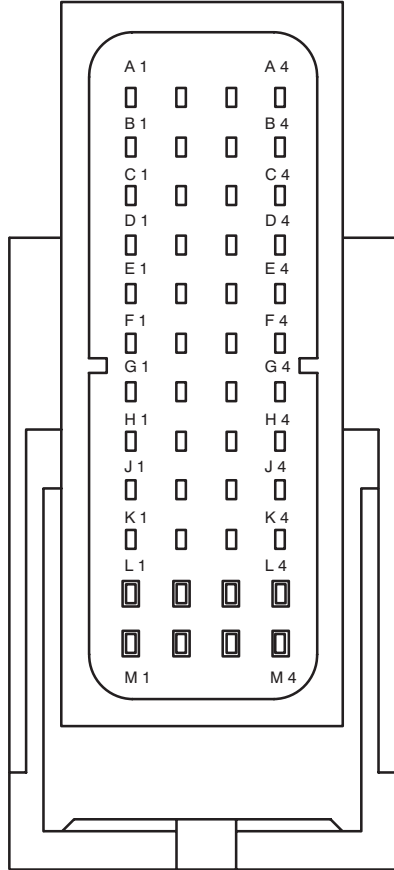
F32034



- | | |
|------------------------|-----------------------|
| (A 1) | (E 1) |
| (A 2) 8-RJ17 (WH/VT) | (E 2) |
| (A 3) | (E 3) 8-RJ18 (WH/BK) |
| (A 4) | (E 4) 9-RJ18 (BN/YE) |
| (B 1) 8-RJ40 (WH/GN) | (F 1) |
| (B 2) 9-RJ4 (BN/RD) | (F 2) |
| (B 3) 8-RJ4 (WH/RD) | (F 3) |
| (B 4) | (F 4) |
| (C 1) | (G 1) 91-RE8T (BK/YE) |
| (C 2) | (G 2) |
| (C 3) 8-RJ5 (WH) | (G 3) |
| (C 4) | (G 4) |
| (D 1) | (H 1) |
| (D 2) | (H 2) |
| (D 3) | (H 3) |
| (D 4) 31S-GC20 (BK/OG) | (H 4) |

C600

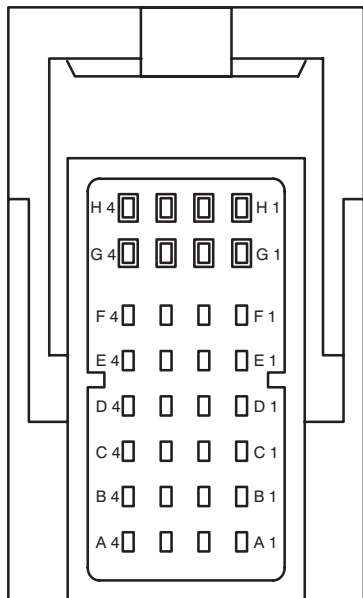
F48008



- | | |
|------------------------|------------------------|
| (A 1) | (G 1) 91S-RH9A (BK/BU) |
| (A 2) 7-RJ40 (YE/GN) | (G 2) 15-RE17 (GN/BU) |
| (A 3) | (G 3) |
| (A 4) 4-EC7E (GY/RD) | (G 4) |
| 4-EC7D (GY/RD) | (H 1) 31S-RL2 (BK/OG) |
| (B 1) | (H 2) |
| (B 2) 31S-FA11 (BK/YE) | (H 3) |
| (B 3) | (H 4) |
| (B 4) 5-EC7E (BU/RD) | (J 1) |
| 5-EC7D (BU/RD) | (J 2) |
| (C 1) | (J 3) |
| (C 2) | (J 4) |
| (C 3) | (K 1) |
| (C 4) | (K 2) 91S-RH5 (BK/BU) |
| (D 1) | (K 3) |
| (D 2) | (K 4) |
| (D 3) | (L 1) |
| (D 4) | (L 2) |
| (E 1) | (L 3) |
| (E 2) | (L 4) 91-RE8 (BK/YE) |
| (E 3) 15S-LG23 (GN/WH) | 91-RE8H (BK/YE) |
| (E 4) | (M 1) 9-RE8 (BN) |
| (F 1) 8-FA88 (WH/VT) | (M 2) 15-RE21A (GN/OG) |
| (F 2) 91S-RE8 (BK/YE) | (M 3) 15-RE21B (GN/OG) |
| (F 3) | (M 4) 91-RE8A (BK/YE) |
| (F 4) | |

C601

F32034

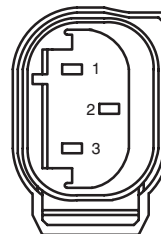


- | | |
|------------------------|-----------------------|
| (A 1) 9-RJ3C (BN/WH) | (E 1) 9-RJ5 (BN) |
| (A 2) | (E 2) 4-EB6A (GY) |
| (A 3) | (E 3) |
| (A 4) 5-EB6A (BU) | (E 4) |
| (B 1) 91S-PA51 (BK/OG) | (F 1) 9-RG3 (BN/BU) |
| (B 2) 91S-PA52 (BK/GN) | (F 2) |
| (B 3) 8-RJ29A (WH/BU) | (F 3) 33-RG3 (YE/BU) |
| (B 4) | (F 4) |
| (C 1) 91S-PA53 (BK/RD) | (G 1) |
| (C 2) 91S-PA54 (BK/WH) | (G 2) |
| (C 3) | (G 3) |
| (C 4) 7-FA88 (YE/VT) | (G 4) |
| (D 1) 91S-RL19 (BK/YE) | (H 1) 91-RE8U (BK/YE) |
| (D 2) | (H 2) |
| (D 3) | (H 3) |
| (D 4) 8-RJ3C (WH/VT) | (H 4) 91S-RG3 (BK/OG) |

C604

15K868

F03110

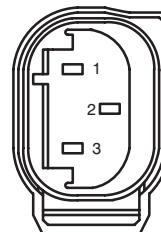


- (1) 7-GN19A (YE)
- (2) 8-GN19 (WH)
- (3) 9-GN19A (BN)

C605

15K868

F03110

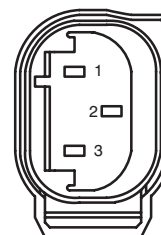


- (1) 7-GN20 (YE/RD)
- (2) 8-GN20 (WH/RD)
- (3) 9-GN20 (BN/RD)

C606

15K868

F03110

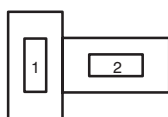


- (1) 7-GN21 (YE/BU)
- (2) 8-GN21 (WH/BU)
- (3) 9-GN21 (BN/BU)

C602 (OG)

14014

F02009

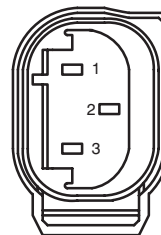


- (1) 31-LF24A (BK) +
31-HA28 (BK)
31-HA28 (BK)
- (2) 29-HA28 (OG)

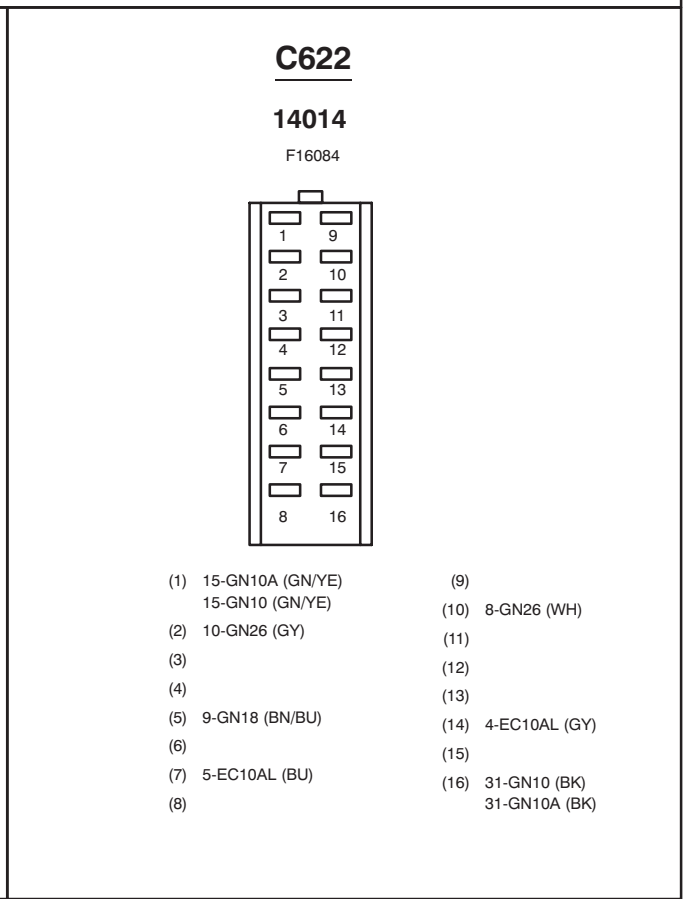
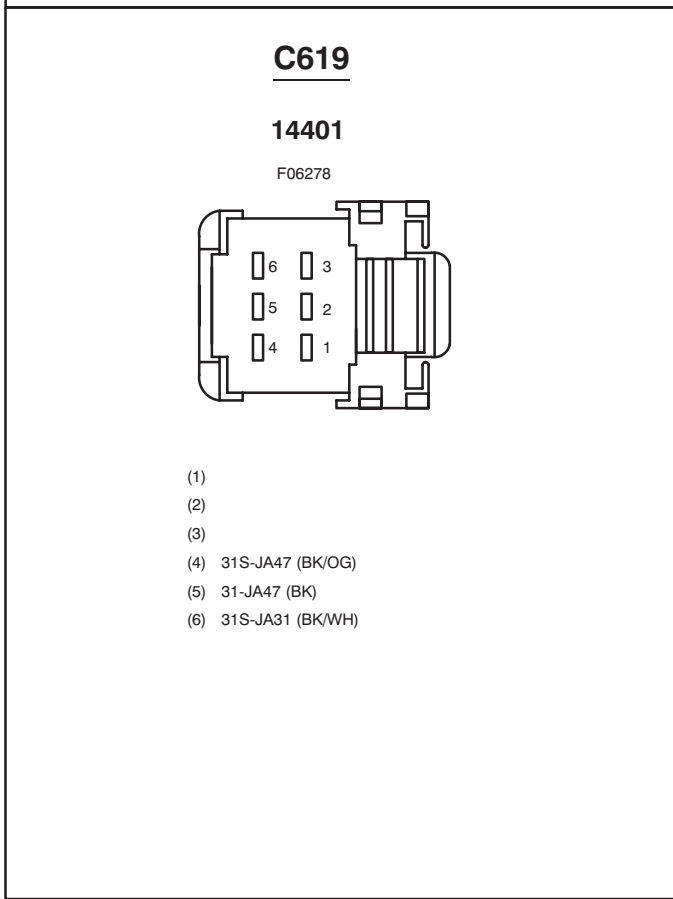
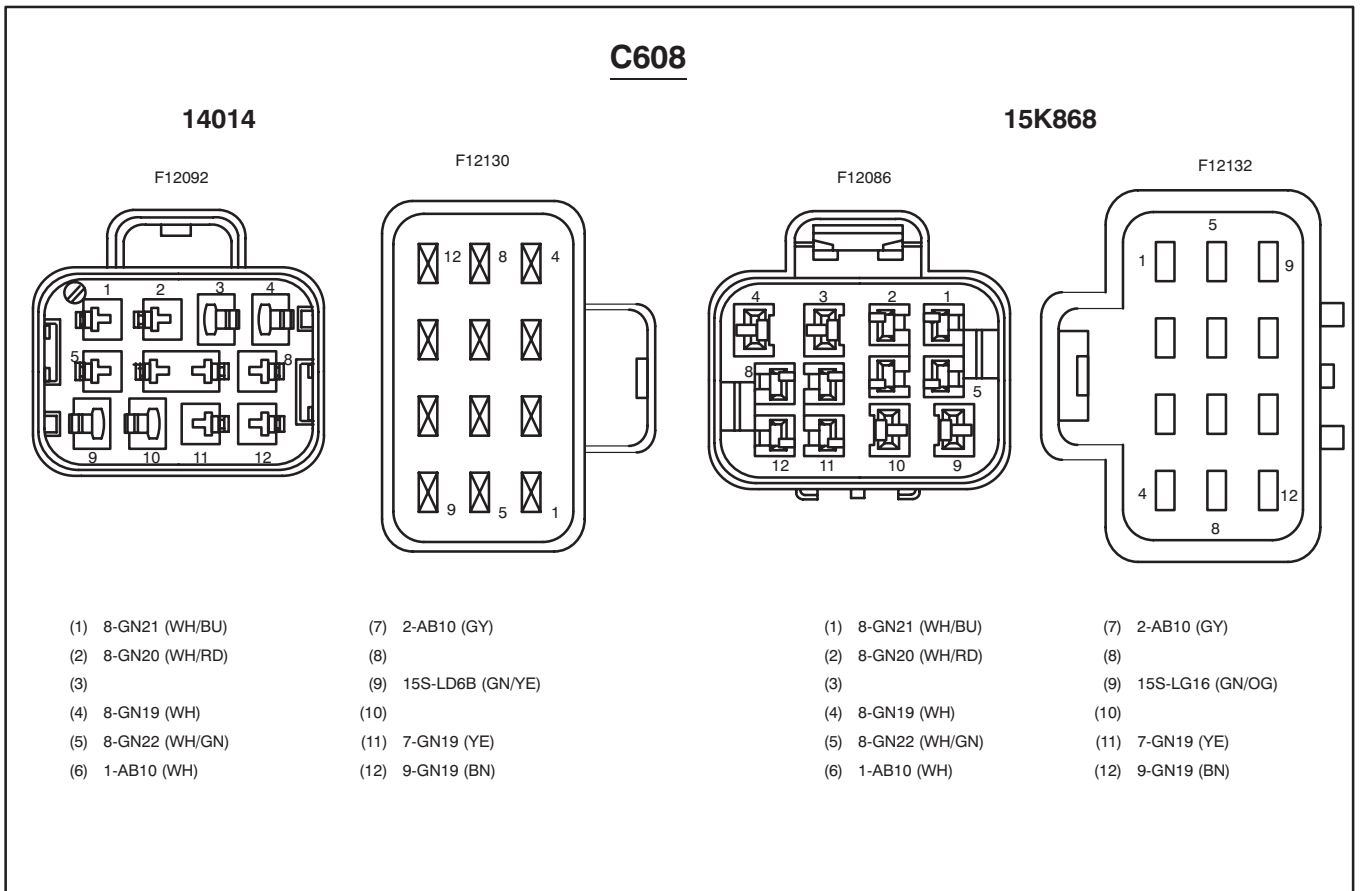
C607

15K868

F03110



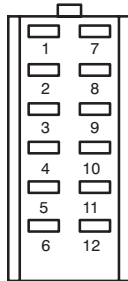
- (1) 7-GN22 (YE/GN)
- (2) 8-GN22 (WH/GN)
- (3) 9-GN22 (BN/GN)



C623

14014

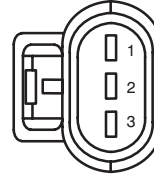
F12108



- | | |
|--------------------|------------------|
| (1) | (7) |
| (2) 8-GN20 (WH/RD) | (8) 9-GN19 (BN) |
| (3) 8-GN21 (WH/BU) | (9) |
| (4) 8-GN19 (WH) | (10) |
| (5) 8-GN22 (WH/GN) | (11) 7-GN19 (YE) |
| (6) | (12) |

C630

F03308

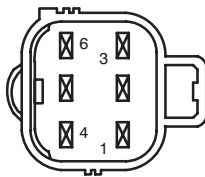


- (1) 9-RJ28 (BN)
- (2) 8-RJ28 (WH)
- (3) 7-RJ28 (YE)

C625

15K867

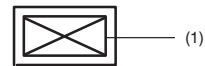
F06140



- | | |
|----------------|-------------------|
| (1) 7-GN6 (YE) | (4) 8-GN7 (WH/RD) |
| (2) 8-GN6 (WH) | (5) 8-GN8 (WH/BU) |
| (3) 9-GN6 (BN) | (6) 8-GN9 (WH/GN) |

C631

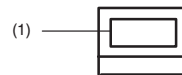
F01028



- (1) (BN)
9-GN18 (BN)

14014

F01005

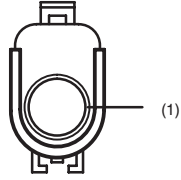


- (1) 9-GN18 (GN/BU)

C634 (BK)

14K733

F01009

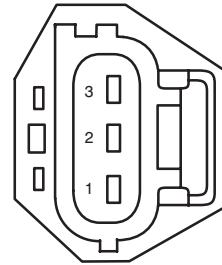


(1) 64S-HB12 (BU)

C640

12A690

F03306

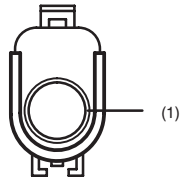


- (1) 8-RJ50 (WH/VT)
- (2) 9-RJ50 (BN/WH)
- (3) 7-RJ50 (YE/VT)

C635 (BK)

14K733

F01009

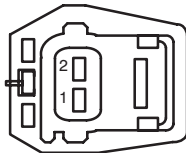


(1) 64S-HB25 (BU/RD)

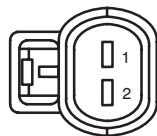
C638

12A690

F02055



F02570



- (1) 8-RJ46 (WH/RD)
- (2) 9-RJ46 (BN/RD)

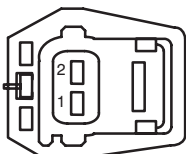
C641

- (1) 30-DA25B (RD)

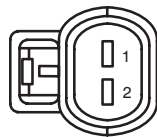
C639

12A690

F02055



F02570



- (1) 8-RJ47 (WH/BU)
- (2) 9-RJ47 (BN/BU)

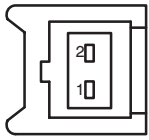
C642

- (1) 30-DA25C (RD)

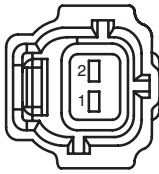
C643 (BK)

12A690

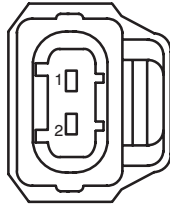
F02012



F02103



F02612

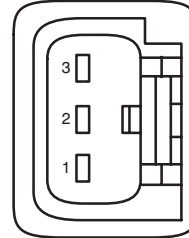


- (1) 8-RJ4 (WH/RD)
- 9-RJ4 (BN/RD)
- (2) 8-RJ4 (WH/RD)
- 9-RJ4 (BN/RD)

C645

12A690

F03161

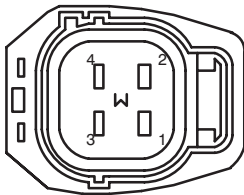


- (1) 31S-RR1 (BK/OG)
- (2) 15-RR1 (GN/RD)
- (3) 31S-RR2 (BK/GN)

C644

12A690

F04128

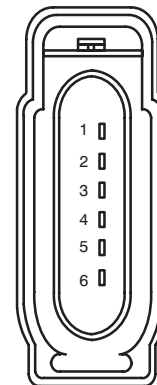


- (1) 8-RJ18 (WH/BK)
- (2) 9-RJ18 (BN/YE)
- (3) 9-RJ19 (BN/RD)
- (4) 8-RJ19 (WH/RD)

C648

14014

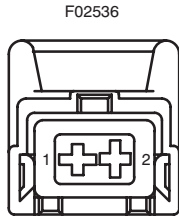
F06276



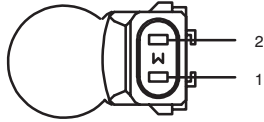
- (1) 7-RJ30 (YE)
- (2) 8-RJ30 (WH)
- (3) 9-RJ30 (BN)
- (4) 91-RJ30 (BK/YE)
- (5) 10-RJ30 (GY)
- (6) 15-RJ30 (GN/YE)

C650

12A690



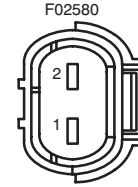
F02680



- (1) 31S-GC13 (BK/BU)
- (2) 31-GC13 (BK)

C654

9H589

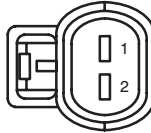


- (1) 8-RJ17 (WH/VT)
- (2) 9-RJ17 (BN/WH)

C655

12A690

F02570




- (1) 8-RJ17 (WH/VT)
- (2) 9-RJ17 (BN/WH)

C656

12A690

F02580




- (1) 8-RJ17A (WH/VT)
- (2) 9-RJ17A (BN/WH)

C692

14K733

F04083

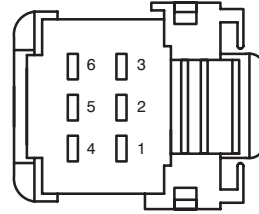


- (1) 91S-FA17 (BK/RD)
91-FA17A (BK/RD)
91-FA17C (BK/RD)
15-FA17 (GN/OG)
- (2)
- (3)
- (4) 91S-RE8 (BK/YE)
15S-FA17 (GN/OG)

C695

14401

F06280

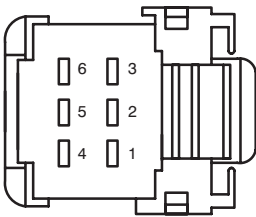


- (1) 29S-LH43 (OG/BU)
- (2) 31-LH43 (BK)
- (3)
- (4) 15-HC9 (GN/BK)
- (5) 15S-HC11 (GN/WH)
- (6)

C694

14401

F06280



- (1) 29S-LH29 (OG/YE)
- (2) 31-LH29 (BK)
- (3)
- (4) 15-HC14 (GN/YE)
- (5) 15S-HC8 (GN/RD)
- (6)

C701

14014

F02114



- (1) 15S-JA50 (GN/OG)
- (2) 91S-JA50 (BK/RD)

C702

14014

F02114



- (1) 15S-JA51 (GN/BU)
- (2) 91S-JA51 (BK/BU)

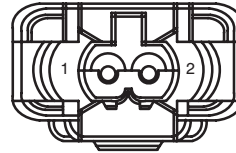
C704

- (1) 9-CF67 (BN/RD)
- (2) 5-EC12 (BU/RD)
- (3) 4-EC12 (GY/RD)
- (4) 7-CF67 (YE/RD)

C711

17N400

F02528




- (1) 15S-JA51 (GN/BU)
- (2) 91S-JA51 (BK/BU)

C710

17N400

F02528

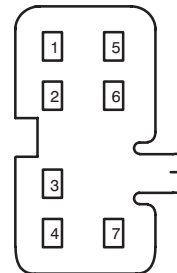


- (1) 15S-JA50 (GN/OG)
- (2) 91S-JA50 (BK/RD)

C715

14B723

F07056

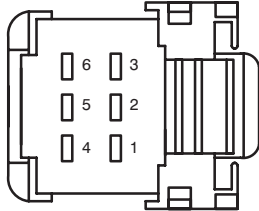


- | | |
|----------------------|---------------------|
| (1) 33-AH36 (YE/RD) | (5) |
| 33-AH36A (YE/RD) | (6) 31-AH35A (BK) |
| (2) 29-AH35A (OG/YE) | (7) 32-AH36 (WH/RD) |
| (3) 31-AH35 (BK) | 32-AH36A (WH/RD) |
| (4) | |

C717

14401

F06278



- (1) 15-CF54 (GN/WH)
- (2) 91-CF54 (BK/WH)
- (3) 29S-LH45 (OG/WH)
- (4)
- (5) 31S-CF54 (BK/WH)
- (6) 91S-CF54 (BK/WH)

C720

14297

F02005



- (1) 15-HB26 (GN/RD)
- (2) 31-HB26 (BK)

C721

14297

F02005

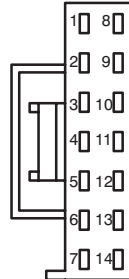


- (1) 15-HB13 (GN/BU)
- (2) 31-HB13 (BK)

C723

14K138

F14066



- | | |
|-----------------------|----------------------|
| (1) 49S-LG20 (BU/WH) | (8) 8-AD10 (WH/BK) |
| (2) 29S-LC43 (OG/WH) | 8-AD10A (WH/BK) |
| (3) 31-HB36A (BK) | 34-AD10A (BU/YE) |
| 31-HB36B (BK) | (9) 4-EE9B (GY/OG) |
| (4) 15S-HB36A (GN/OG) | (10) |
| 15S-HB36B (GN/OG) | (11) |
| (5) | (12) |
| (6) 32-AD10 (WH/BK) | (13) |
| 91-AD10 (BK/RD) | (14) 32-AD28 (WH/GN) |
| 91-AD10A (BK/RD) | |
| (7) 33-AD10 (YE/BK) | |
| 10-AD10 (GY/BK) | |
| 10-AD10A (GY/BK) | |

C724

14014

F04274

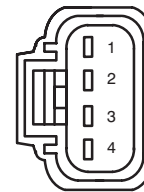


- (1) 15S-JA50 (GN/OG)
- (2) 91S-JA50 (BK/RD)
- (3)
- (4)

C725

14014

F04274

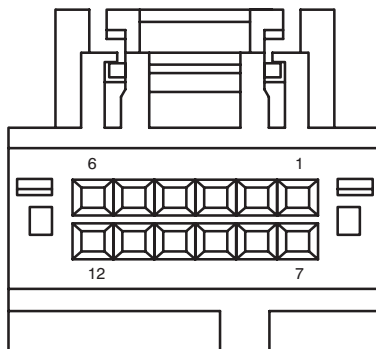


- (1) 15S-JA51 (GN/BU)
- (2) 91S-JA51 (BK/BU)
- (3)
- (4)

C726

14401

F12116

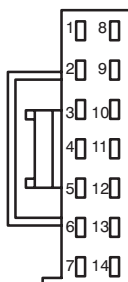


- | | |
|----------------------|--------------------|
| (1) 29-GG14R (OG) | (7) 29S-GG14P (OG) |
| (2) 75-GG14C (YE/BU) | (8) |
| (3) 91-GG14L (BK/OG) | (9) |
| (4) 15-GG14C (GN/RD) | (10) |
| (5) 5-EC7Z (BU/RD) | (11) |
| (6) 4-EC7Z (GY/RD) | (12) |

C728

14A584

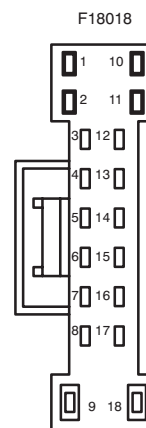
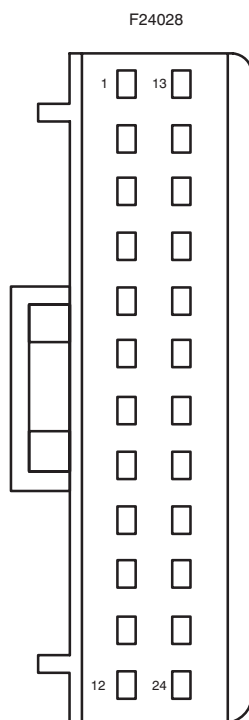
F14066



- | | |
|-----------------------|----------------------|
| (1) 49S-LG13 (BU/RD) | (8) 32-AD6A (WH) |
| (2) 29S-LC41 (OG/WH) | 32-AD6B (WH) |
| (3) 31-HB35A (BK) | 34-AD7A (BU/RD) |
| 31-HB35B (BK) | (9) 4-EE9B (GY/OG) |
| 31-LG13A (BK) | 4-EE9C (GY/OG) |
| (4) 15S-HB35A (GN/BK) | (10) |
| 15S-HB35B (GN/BK) | (11) |
| (5) | (12) 29-AJ7 (OG/BU) |
| (6) 33-AD8A (YE/BU) | (13) 91-AJ7 (BK/BU) |
| 33-AD8B (YE/BU) | (14) 32-AD27 (WH/GN) |
| 32-AD6A (WH) | |
| (7) 33-AD8A (YE/BU) | |
| 34-AD7A (BU/RD) | |
| 34-AD7B (BU/RD) | |

C729

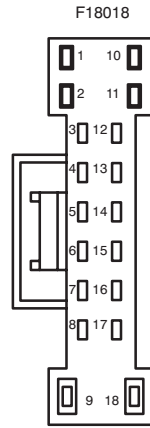
14A584



- | | | | |
|------------------------|------------------------|-----------------------|------------------------|
| (1) | (11) 49S-LG13 (BU/RD) | (1) 32-AA59B (BK) | (9) 29-AJ26 (OG/YE) |
| (2) | (12) 5-EC3B (BU/RD) | 32-AA59A (WH/BK) | (10) 33-AA60B (BK) |
| (3) 4-EC3B (GY/RD) | (13) 91-AJ7 (BK/BU) | (2) 33-AA59B (BK) | 33-AA60A (YE) |
| 4-EC10B (GY/RD) | (14) | 33-AA59A (YE/BK) | (11) |
| (4) | (15) 5-EC10B (BU/RD) | (3) 4-EC3B (GY/RD) | (12) 5-EC3B (BU/RD) |
| (5) 7-AB9A (YE/GN) | (16) | (4) | (13) 91S-AA64A (BK/GN) |
| 7-GL10 (YE) | (17) 91S-AD24 (BK/RD) | (5) 7-AB9 (YE/GN) | 91S-AA64B (BK) |
| 7-LH48 (VT) | 91S-AD24A (BK/RD) | 7-AB9A (YE/GN) | (14) 91S-AA63A (BK/OG) |
| 7-LH48A (VT) | (18) | 7-GL10 (YE) | 91S-AA63B (BK) |
| 91S-AA62A (BK/WH) | (19) | 7-LH48 (VT) | (15) 91S-AA61A (BK/BU) |
| 91S-AA62B (BK) | (20) | 7-LH48A (VT) | 91S-AA61B (BK) |
| (6) | (21) 91S-AA61A (BK/BU) | (6) 91S-AA62A (BK/WH) | (16) 91-AA58A (BK/YE) |
| (7) 91-AD24 (BK/RD) | 91S-AA61B (BK) | 91S-AA62B (BK) | 91-AA58B (BK) |
| 91-AD24A (BK/RD) | (22) 91S-AA64A (BK/GN) | (7) 91-AD24 (BK/RD) | (17) 91S-AD24 (BK/RD) |
| 91-GL1A (BK/YE) | 91S-AA64B (BK) | 91-AD24A (BK/RD) | 91S-AD24A (BK/RD) |
| (8) 33-AD8A (YE/BU) | (23) 31-HB35A (BK) | 91-GL1A (BK/YE) | (18) 31-DA11A (BK) |
| (9) 29-AJ26 (OG/YE) | (24) 34-AD7A (BU/RD) | (8) | |
| 32-AD6A (WH) | | | |
| (10) 15S-HB35A (GN/BK) | | | |

C730a

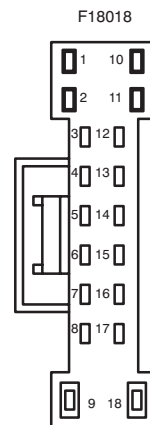
14240



- | | |
|----------------------|-----------------------|
| (1) 32-AA59B (WH/BK) | (10) 33-AA60B (YE) |
| (2) 33-AA59B (YE/BK) | (11) |
| (3) 4-EE9A (GY/OG) | (12) |
| (4) | (13) |
| (5) 7-LH36 (YE/BU) | (14) |
| (6) | (15) |
| (7) 91-AJ32 (BK/OG) | (16) 91-AA58B (BK/YE) |
| (8) 91S-AJ64 (BK/OG) | (17) 91S-AJ63 (BK/BU) |
| (9) 29-AJ83 (OG/BU) | (18) 31-AJ83 (BK) |

C730b

14240




- | | |
|----------------------|-----------------------|
| (1) 32-AA59C (WH/BK) | (10) 33-AA60B (YE) |
| (2) 33-AA59C (YE/BK) | (11) |
| (3) 4-EE3A (GY/OG) | (12) |
| (4) | (13) |
| (5) 7-LH36 (YE/BU) | (14) |
| (6) | (15) |
| (7) 91-AJ32 (BK/OG) | (16) 91-AA58C (BK/YE) |
| 91-AJ32A (BK/OG) | (17) 91S-AJ63 (BK/BU) |
| (8) 91S-AJ64 (BK/OG) | (18) 31-AJ83 (BK) |
| (9) 29-AJ83 (OG/BU) | |

C732

14014

F06234

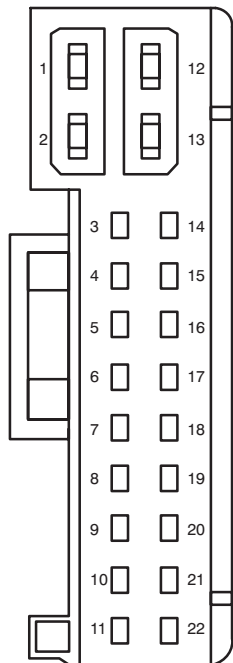


- (1) 15S-RG2 (GN/OG)
15S-RG2A (GN/OG)
15S-RG2D (GN/OG)
- (2) 8-GA7 (WH/RD)
- (3)
- (4) 9-GA7 (BN/RD)
- (5) 31-RG2 (BK)
31-RG2A (BK)
- (6)

C734

14A584

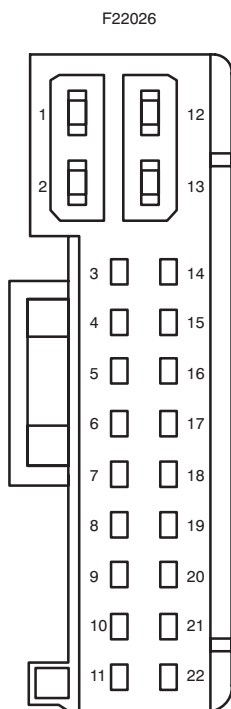
F22026



- | | |
|--|--|
| (1) 15S-AJ40 (GN/BK) | (11) |
| (2) 29-AJ26 (OG/YE) | (12) 15S-AJ41 (GN/OG) |
| (3) | (13) 31-DA11C (BK) |
| (4) | (14) |
| (5) 8-AJ41 (WH/BK)
8-AJ41A (WH/BK) | (15) 91-AA58A (BK/YE)
91-AA59B (BK) |
| (6) 8-AJ40 (WH/GN)
8-AJ40A (WH/GN) | (16) 9-AJ41 (BN/YE) |
| (7) 32-AA59A (WH/BK)
32-AA59B (BK) | (17) 7-AJ40 (YE/GN) |
| (8) | (18) |
| (9) 33-AA60A (YE)
33-AA60B (BK) | (19) |
| (10) 33-AA59A (YE/BK)
33-AA59B (BK) | (20) 4-EE9B (GY/OG) |
| | (21) 91S-AA63A (BK/OG)
91S-AA63B (BK) |
| | (22) |

C735

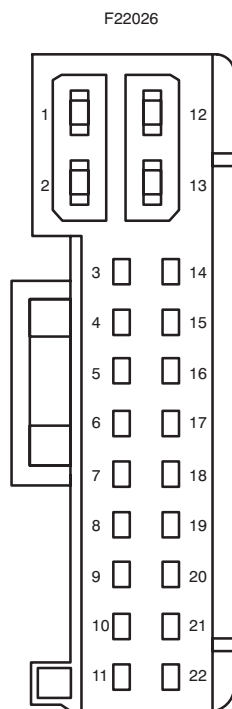
14K138



- | | |
|-----------------------|-----------------------|
| (1) 15S-AJ54 (GN/BK) | (12) 15S-AJ55 (GN/OG) |
| (2) 29-AJ27 (OG/WH) | (13) 31-DA12A (BK) |
| (3) | (14) |
| (4) 7-LH31 (YE/RD) | (15) 91-AA58 (BK/YE) |
| (5) 8-AJ55 (WH/BK) | 91-AA58A (BK) |
| 8-AJ55A (WH/BK) | 91-AA58B (BK/YE) |
| (6) 8-AJ54 (WH/GN) | (16) 9-AJ55 (BN/YE) |
| 8-AJ54A (WH/GN) | (17) 7-AJ54 (YE/GN) |
| (7) 32-AA59A (BK) | (18) 91-AJ18 (BK/WH) |
| 32-AA59 (WH/BK) | (19) |
| (8) | (20) 4-EE9B (GY/OG) |
| (9) 33-AA60A (BK) | (21) 91S-AA63A (BK) |
| 33-AA60 (YE) | 91S-AA63 (BK/OG) |
| (10) 33-AA59A (BK) | (22) 91S-AJ55 (BK/RD) |
| 33-AA59 (WH/BK) | |
| (11) 91S-AJ54 (BK/GN) | |

C736

14014



- | | |
|-----------------------|-----------------------|
| (1) 15S-AJ57 (GN/BU) | (13) 31-DA21 (BK) |
| (2) 29-AJ83 (OG/BU) | (14) |
| (3) | (15) |
| (4) 7-LH36 (YE/BU) | (16) 9-AJ58 (BN/BU) |
| (5) 8-AJ58 (WH/BU) | (17) 7-AJ57 (YE/RD) |
| (6) 8-AJ57 (WH/RD) | (18) 91-AJ32 (WH) |
| (7) | (19) |
| (8) | (20) 4-EE9A (GY/OG) |
| (9) | 4-EE9B (GY/OG) |
| (10) | 4-EE9C (GY/OG) |
| (11) 91S-AJ63 (BK/BU) | 4-EE9D (GY/OG) |
| (12) 15S-AJ58 (GN/RD) | (21) |
| | (22) 91S-AJ64 (BK/OG) |

C737
14014

F22026

<ul style="list-style-type: none"> (1) 15S-AJ60 (GN/BU) (2) 29-AJ84 (OG/WH) (3) (4) 7-LH36A (YE/BU) (5) 8-AJ63 (WH/RD) (6) 8-AJ60 (BK/OG) (7) (8) (9) 	<ul style="list-style-type: none"> (10) (11) 91S-AJ63A (BK/BU) (12) 15S-AJ61 (GN/RD) (13) 31-DA22 (BK) 31-DA22A (BK) (14) (15) (16) 9-AJ61 (BN/BU) 	<ul style="list-style-type: none"> (17) 7-AJ60 (YE/RD) (18) 91-AJ32A (WH) (19) (20) 4-EE9A (GY/OG) 4-EE9B (GY/OG) 4-EE9C (GY/OG) 4-EE9D (GY/OG) (21) (22) 91S-AJ64A (BK/OG)
--	---	---

C741
14A584

F08280

<ul style="list-style-type: none"> (1) 29-AD12 (OG/YE) (2) 33-AD8C (YE/BU) 33-AD11 (YE/VT) (3) 32-AD6C (WH) 32-AD9 (WH/GN) (4) 34-AD7C (BU/RD) 34-AD10 (BU/YE) 	<ul style="list-style-type: none"> (5) (6) 33-AD8 (YE/BU) 33-AD11C (YE/VT) (7) 32-AD6 (WH) 32-AD9C (WH/GN) (8) 34-AD7 (BU/RD) 34-AD10C (BU/YE)
--	--

C742
14335

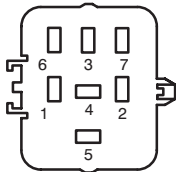
F03294

- (1) 29-AD15 (OG)
- (2) 91-AD15 (BK/OG)
- (3) 15S-AD15 (GN/RD)

C743

14014

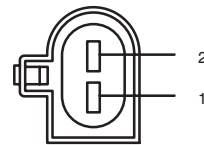
F07058



- | | |
|--|-----------------------------------|
| (1) 33-AD27 (YE/GN) +
33-AD28 (YE/GN) | (4) 29-AD27 (OG/BK) |
| (2) 31S-AD24 (BK/RD) | (5) 31-AD27 (BK)
31-AD27A (BK) |
| (3) 32-AD27 (WH/GN) +
32-AD28 (WH/GN) | (6) |
| | (7) |

C744

F02065




- (1) 15S-KA21A (GN/YE)
- (2) 31-KA21A (BK)

C745

F221050

F02534

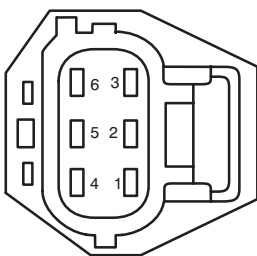


- (1) 15S-KA21 (GN/YE)
- (2) 31-KA21A (BK)

C746

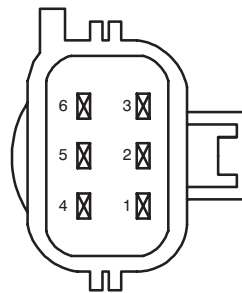
14A584

F06218




- (1) 9-AJ41 (BN/YE)
- (2) 7-AJ40 (YE/GN)
- (3) 8-AJ40A (WH/GN)
8-AJ41 (WH/BK)
- (4) 8-AJ40 (WH/GN)
8-AJ41A (WH/BK)
- (5) 15S-AJ41 (GN/OG)
- (6) 15S-AJ40 (GN/BK)

F06318



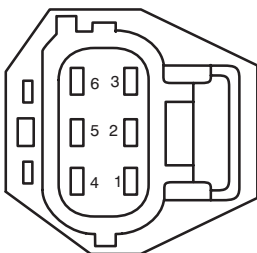
F06286



C747

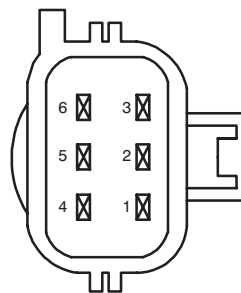
14014

F06218




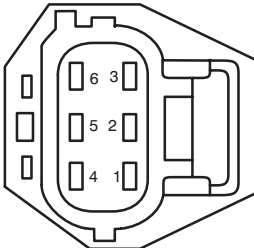
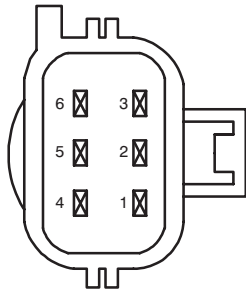
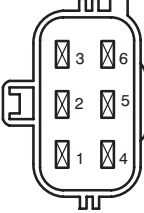
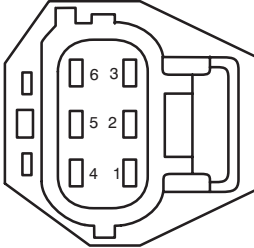
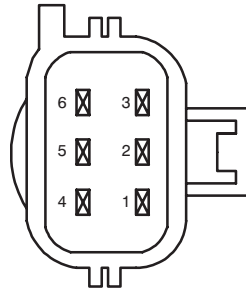
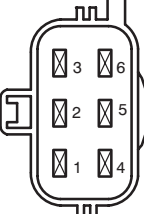




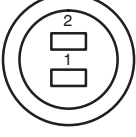

- (1) 9-AJ55 (BN/YE)
- (2) 7-AJ54 (YE/GN)
- (3) 8-AJ54 (WH/GN)
8-AJ55A (WH/BK)
- (4) 8-AJ55 (WH/BK)
8-AJ54A (WH/GN)
- (5) 15S-AJ55 (GN/OG)
- (6) 15S-AJ54 (GN/BK)

F06318



F06286




<p style="text-align: center;">C748</p> <p style="text-align: center;">14014</p> <div style="display: flex; justify-content: space-between;"> <div style="width: 30%;"> <p>F06218</p>  </div> <div style="width: 30%;"> <ol style="list-style-type: none"> (1) 9-AJ58 (BN/BU) (2) 7-AJ57 (YE/RD) (3) 8-AJ58 (WH/BU) (4) 8-AJ57 (WH/RD) (5) 15S-AJ58 (GN/RD) (6) 15S-AJ57 (GN/BU) </div> <div style="width: 30%;"> <p>F06318</p>  </div> <div style="width: 30%;"> <p>F06286</p>  </div> </div>	
<p style="text-align: center;">C749</p> <p style="text-align: center;">14014</p> <div style="display: flex; justify-content: space-between;"> <div style="width: 30%;"> <p>F06218</p>  </div> <div style="width: 30%;"> <ol style="list-style-type: none"> (1) 9-AJ61 (BN/BU) (2) 7-AJ60 (YE/RD) (3) 8-AJ60 (BK/OG) (4) 8-AJ63 (WH/RD) (5) 15S-AJ61 (GN/RD) (6) 15S-AJ60 (GN/BU) </div> <div style="width: 30%;"> <p>F06318</p>  </div> <div style="width: 30%;"> <p>F06286</p>  </div> </div>	
<p style="text-align: center;">C753</p> <p style="text-align: center;">14K733</p> <div style="display: flex; justify-content: space-around;"> <div style="width: 45%;"> <p>F02572</p>  </div> <div style="width: 45%;"> <p>F02086</p>  </div> </div> <ol style="list-style-type: none"> (1) 31-LG13 (BK) (2) 49S-LG13 (BU/RD) 	<p style="text-align: center;">C755</p> <p style="text-align: center;">14B723</p> <p style="text-align: center;">F02636</p>  <ol style="list-style-type: none"> (1) 31-DA14 (BK) (2) 29-AH35 (OG/YE)
<p style="text-align: center;">C754</p> <p style="text-align: center;">14K733</p> <div style="display: flex; justify-content: space-around;"> <div style="width: 45%;"> <p>F02572</p>  </div> <div style="width: 45%;"> <p>F02086</p>  </div> </div> <ol style="list-style-type: none"> (1) 31-LG20 (BK) (2) 49S-LG20 (BU/WH) 	<p style="text-align: center;">C756</p> <p style="text-align: center;">14B723</p> <p style="text-align: center;">F02638</p>  <ol style="list-style-type: none"> (1) 32-AH38 (WH/BK) (2) 33-AH38 (YE/BK)

C757

14B723

F02638




- (1) 32-AH36 (WH/RD)
- (2) 33-AH36 (YE/RD)

C758

14B723

F02640

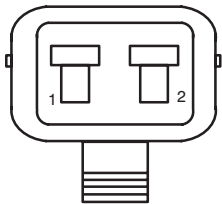


- (1) 32-AH37 (WH/GN)
- (2) 33-AH37 (YE/GN)

C759 (BK)

14B723

F02642

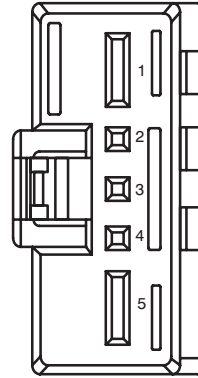


- (1) 33-AH38 (YE/BK)
- (2) 32-AH38 (WH/BK)

C760 (WH)

14B723

F05146

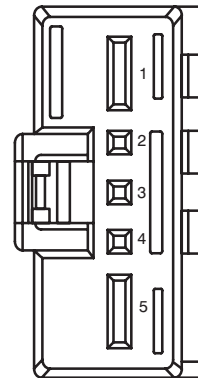


- (1) 32-AH36 (WH/RD)
- (2)
- (3)
- (4)
- (5) 33-AH36 (YE/RD)

C761 (BK)

14B723

F05146

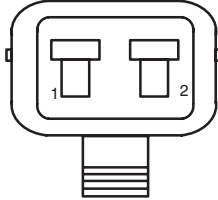


- (1) 33-AH37 (YE/GN)
- (2)
- (3)
- (4)
- (5) 32-AH37 (WH/GN)

C762 (BK)

14B723

F02642



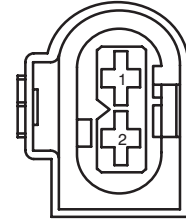
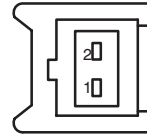
- (1) 33-AH36 (YE/RD)
33-AH36A (YE/RD)
- (2) 32-AH36 (WH/RD)
32-AH36A (WH/RD)

C772

9H589, 12A690

F02498

F02012

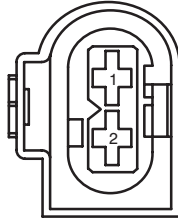
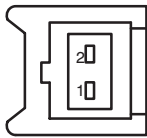


C771

9H589, 12A690

F02498

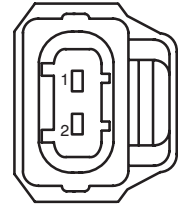
F02012



F02590



F02612

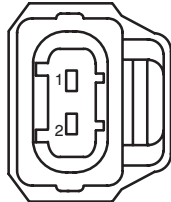


- (1) 91S-RL11 (BK/YE)
15-RL11 (GN/YE)
31S-RL11 (BK/YE)
- (2) 15-RL11 (GN/YE)
91S-RL11 (BK/YE)

F02590



F02612



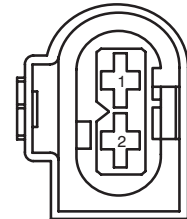

- (1) 91S-RL10 (BK/WH)
15-RL10 (GN/WH)
31S-RL10 (BK/WH)
- (2) 15-RL10 (GN/WH)
91S-RL10 (BK/WH)

C773

9H589, 12A690

F02498

F02012



F02590



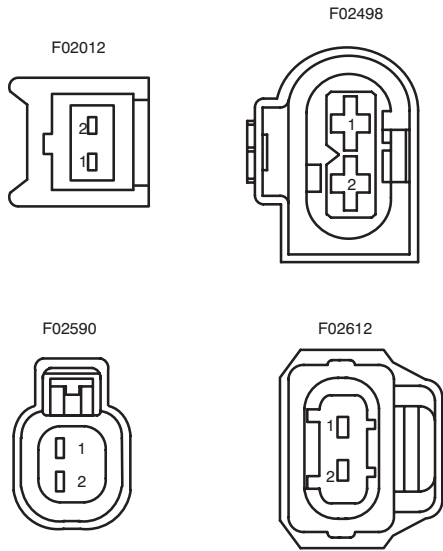
F02612



- (1) 91S-RL12 (BK/BU)
15-RL12 (GN/BU)
31S-RL12 (BK/BU)
15-RL12 (GN/YE)
- (2) 15-RL12 (GN/BU)
91S-RL12 (BK/BU)
91S-RL13 (BK/OG)

C774

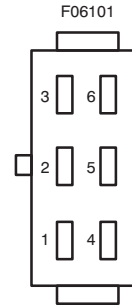
9H589, 12A690



- (1) 15-RL13 (GN/RD)
31S-RL13 (BK/OG)
15-RL13 (GN/YE)
- (2) 15-RL13 (GN/RD)
91S-RL13 (BK/OG)

C776

14401



- (1) 15S-FA95 (GN/BK)
- (2)
- (3) 31-FA95 (BK)
- (4) 8-FA95 (WH/GN)
- (5)
- (6) 9-FA95 (BN/GN)

C775 (BK)


12A690



- (1) 15-RL14 (GN/YE)
- (2) 91S-RL12 (BK/BU)

C778

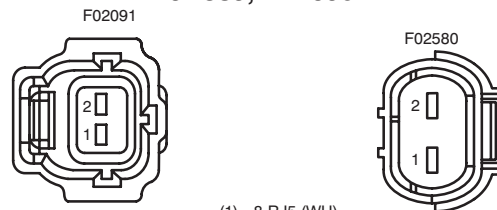
12A690




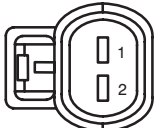
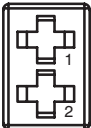
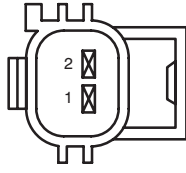
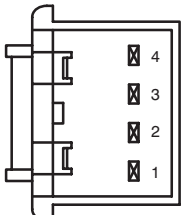
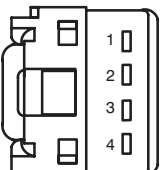
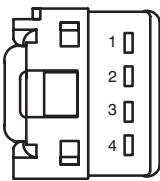
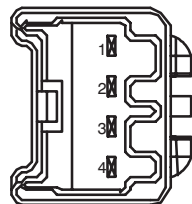
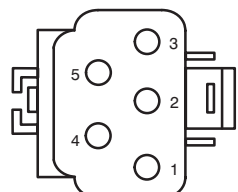
- (1) 15-RJ32 (GN/RD)
- (2) 91-RJ32 (BK/OG)
- (3) 8-RJ32 (WH/BU)

C779

9H589, 12A690



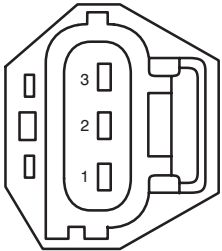
- (1) 8-RJ5 (WH)
- (2) 9-RJ5 (BN)
9-RJ5A (BN)

<p style="text-align: center;">C782</p> <p style="text-align: center;">14A584</p> <p style="text-align: center;">F02538</p>  <ul style="list-style-type: none"> (1) 33-AJ26 (YE) 33-AJ17A (YE/VT) 32-AJ26B (WH) 32-AJ17C (WH/VT) (2) 32-AJ26 (WH) 32-AJ17A (WH/VT) 33-AJ26B (YE) 33-AJ17C (YE/VT) 	<p style="text-align: center;">C785</p> <p style="text-align: center;">12A690</p> <p style="text-align: center;">F02570</p>  <ul style="list-style-type: none"> (1) 8-RJ12 (WH/BU) (2) 9-RJ12 (BN/BU)
<p style="text-align: center;">C783</p> <p style="text-align: center;">14K138</p> <p style="text-align: center;">F02538</p>  <ul style="list-style-type: none"> (1) 32-AJ26A (WH) 32-AJ17 (WH/VT) 33-AJ17B (YE/VT) 33-AJ26C (YE) (2) 33-AJ26A (YE) 33-AJ17 (YE/VT) 32-AJ17B (WH/VT) 32-AJ26C (WH) 	<p style="text-align: center;">C786</p> <p style="text-align: center;">9H589</p> <p style="text-align: center;">F02066</p>  <ul style="list-style-type: none"> (1) 8-RJ5 (WH) (2) 9-RJ5 (BN)
<p style="text-align: center;">C784</p> <div style="display: flex; justify-content: space-around;"> <div style="text-align: center;"> <p>15R554</p> <p>F04033</p>  </div> <div style="text-align: center;"> <p>14401</p> <p>F04272</p>  </div> </div> <div style="display: flex; justify-content: space-around; margin-top: 20px;"> <div style="text-align: center;"> <p>14401</p> <p>F04272</p>  <ul style="list-style-type: none"> (1) 9-CE8 (BN/BU) (2) 10-CE8 (GY/VT) (3) 8-CE8 (WH/BU) (4) 7-CE8 (YE/BU) </div> <div style="text-align: center;"> <p>15R554</p> <p>F04320</p>  </div> </div>	<p style="text-align: center;">C787</p> <p style="text-align: center;">14014</p> <p style="text-align: center;">F05027</p>  <ul style="list-style-type: none"> (1) (2) 29S-LF21B (OG/BK) + 29S-LF21C (BK) (3) 31S-AA30C (BK) + 31S-AA30D (BK/YE) (4) 31S-AB11C (BK) 31S-AB11D (BK/YE) (5) 31-LF21A (BK)

C788

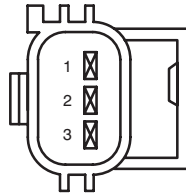
14K733

F03167

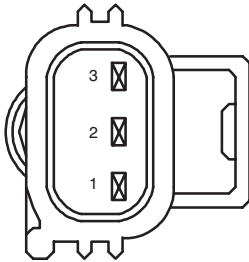


3C221

F03322



F03348

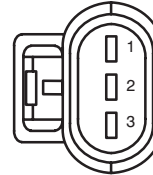


- (1) 7-CE10 (YE/VT)
- (2) 9-CE10 (BN/WH)
- (3) 8-CE10 (WH/VT)

C791

14K733

F03308

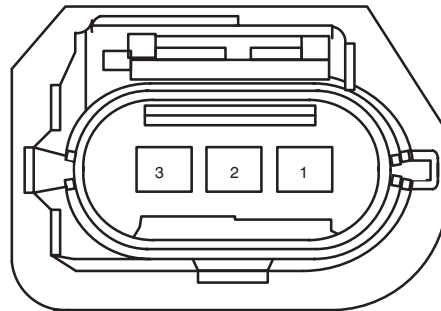


- (1) 31-GL36 (BK)
- (2) 29S-GL43 (OG/BK)
- (3) 30-GL43 (RD)

C792

14K733

F03278

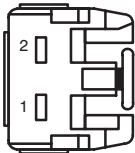


- (1) 7-CE10 (YE/VT)
7-CE10A (YE/VT)
- (2) 9-CE10 (BN/WH)
9-CE10A (BN/WH)
- (3) 8-CE10 (WH/VT)
8-CE10A (WH/VT)

C789

14401

F02032

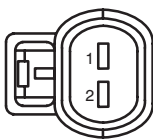


- (1) 15-FA18 (GN/OG)
15-FA18A (GN/OG)
- (2) 31S-FA18 (BK/RD)
31S-FA18A (BK/RD)

C790

12A690

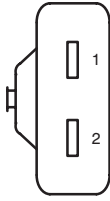
F02570



- (1) 15-RL50C (GN/BU)
- (2) 91S-RL50C (BK/BU)

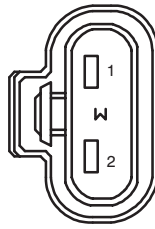
14K733

F02150



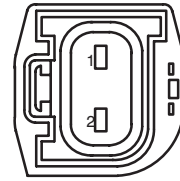
C793

F02684



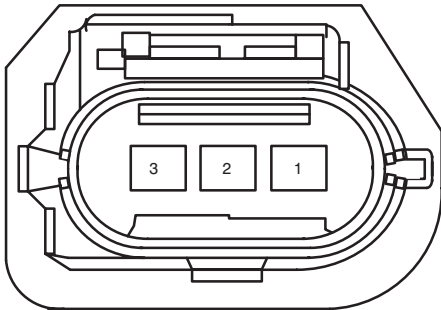
- (1) 30-CE7 (RD)
- (2) 31-CE7 (BK)

F02666



C794
14K733

F03278

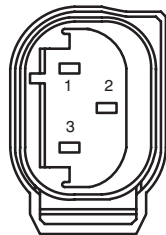


- (1) 15-CE7 (GN/BU)
- (2) 5-EC7W (BU/RD)
- (3) 4-EC7W (GY/RD)

C795

3C221

F03110

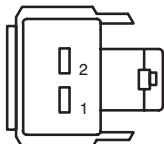


- (1) 8-CE10 (WH/VT)
8-CE10A (WH/VT)
- (2) 9-CE10 (BN/WH)
9-CE10A (BN/WH)
- (3) 7-CE10 (YE/VT)
7-CE10A (YE/VT)

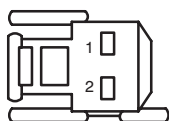
C797

17N400

F02104



F02047

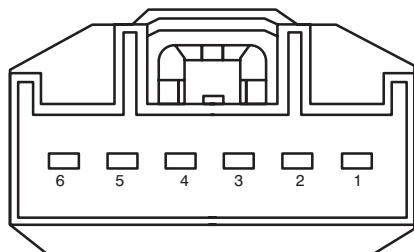


- (1) 31S-AB11A (BK/WH)
31S-AB11 (BK)
31S-AB11B (BK)
- (2) 31-AB11 (BK)

C798

17N400

F06230

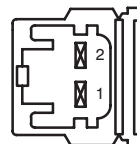


- (1) 32-AA27 (BK)
32-AA27A (WH/GN)
- (2) 31-GL20 (BK)
- (3) 31S-GL20 (BK)
31S-GL20A (BK/RD)
- (4) 31S-LB25 (BK)
31S-LB25A (BK)
31S-LB25A (BK/BU)
- (5)
- (6)

C799

17N400

F02102

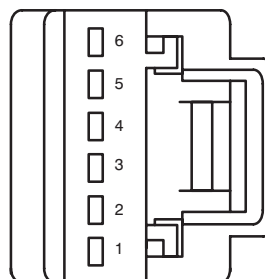


- (1) 31S-AA30 (BK/YE)
31S-AA30A (BK/YE)
31S-AA30B (BK)
31S-AA30B (BK/YE)
31S-AA30B (YE)
- (2) 31-AA30 (BK)

C801

15R554

F06128

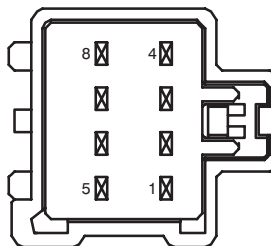


- (1) 9-CE8 (BN/BU)
- (2) 8-CE8 (WH/BU)
- (3) 10-CE8 (GY/VT)
- (4) 7-CE8 (YE/BU)
- (5) 8-CE8A (WH/BU)
- (6)

C802

14014

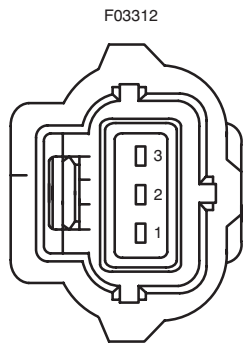
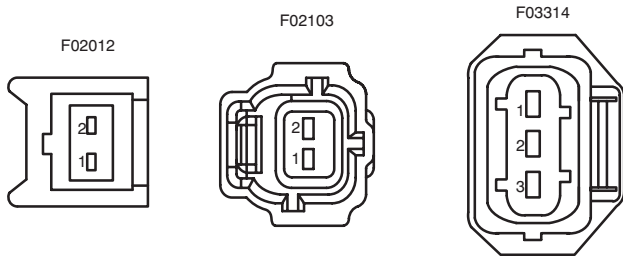
F08307



- (1) 34-AD7A (BU/RD)
- (2) 33-AD8A (YE/BU)
- (3) 32-AD6A (WH)
- (4) 15S-HB35A (GN/BK)
- (5) 31-HB35A (BK)
31-HB35A (BK)
- (6)
- (7) 49S-LG13 (BU/RD)
49S-LG13 (BU/RD)
- (8)

C803

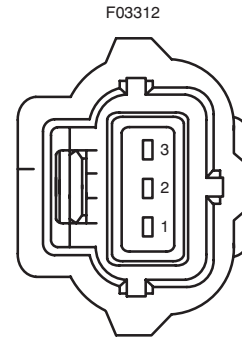
9H589



- (1) 8-RJ3 (WH/VT)
9-RJ3 (BN/WH)
7-RJ3 (YE/VT)
- (2) 8-RJ3 (WH/VT)
9-RJ3 (BN/WH)
- (3) 8-RJ3 (WH/VT)

C804

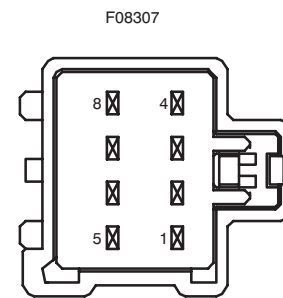
12A690



- (1) 7-RJ2 (YE/BK)
- (2) 9-RJ2 (BN/YE)
- (3) 8-RJ2 (WH/BK)

C805

14014

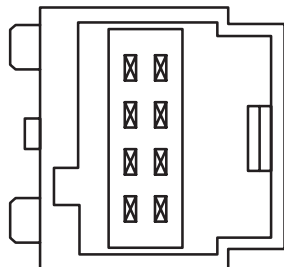


- (1) 10-AD10 (GY/BK)
- (2) 91-AD10 (BK/RD)
- (3)
- (4) 15S-HB36A (GN/OG)
- (5) 31-HB36A (BK)
31-HB36A (BK)
- (6) 8-AD10 (WH/BK)
- (7) 49S-LG20 (BU/WH)
49S-LG20 (BU/WH)
- (8)

C806

14A584

F08304

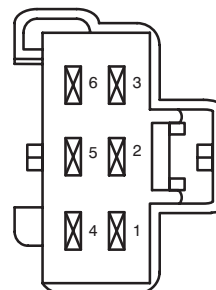


- | | |
|--|---|
| (1) 33-AD8 (YE/BU)
33-AD8A (YE/BU)
33-AD8C (YE/BU) | (4) 32-AD27 (WH/GN) |
| (2) 32-AD6 (WH)
32-AD6A (WH)
32-AD6C (WH) | (5) 15S-HB35 (GN/BK)
15S-HB35A (GN/BK) |
| (3) 34-AD7 (BU/RD)
34-AD7A (BU/RD)
34-AD7C (BU/RD) | (6) 31-LG13 (BK)
31-LG13A (BK) |
| | (7) 49S-LG13 (BU/RD)
49S-LG13A (BU/RD) |
| | (8) 29S-LC41 (OG/WH) |

C808

14A584

F06112

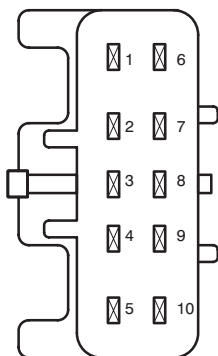


- | | |
|--|---|
| (1) 34-AD7 (BU/RD)
34-AD7B (BU/RD)
34-AD7C (BU/RD) | (4) 15S-HB35 (GN/BK)
15S-HB35B (GN/BK) |
| (2) 33-AD8 (YE/BU)
33-AD8B (YE/BU)
33-AD8C (YE/BU) | (5) 31-HB35 (BK)
31-HB35B (BK) |
| (3) 32-AD6 (WH)
32-AD6B (WH)
32-AD6C (WH) | (6) |

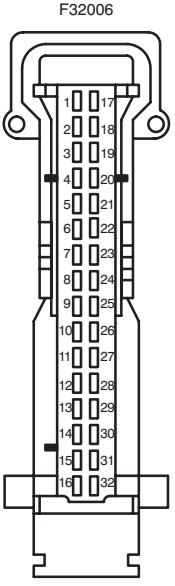
C807

14A584

F10041



- | | |
|-----------------------------------|---|
| (1) 34-AD7A (BU/RD) | (6) 29S-LC41 (OG/WH) |
| (2) 33-AD8A (YE/BU) | (7) 49S-LG13 (BU/RD)
49S-LG13A (BU/RD) |
| (3) 32-AD6A (WH) | (8) 32-AD27 (WH/GN) |
| (4) 15S-HB35A (GN/BK) | (9) 33-AD27 (YE/GN) |
| (5) 31-HB35A (BK)
31-LG13 (BK) | (10) |



F32006

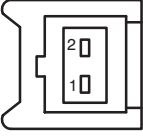
C809 (BK)

14401


<ul style="list-style-type: none"> (1) 15S-LD13 (GN/OG) (2) 91S-GE56A (BK/YE) (3) 8-GL37 (WH/GN) (4) 15-GG14 (GN/RD) <li style="padding-left: 20px;">15-GG14B (GN/RD) (5) 10-GL37 (GY/OG) (6) 91-GG14 (BK/OG) (7) 9-GA7 (BN/RD) (8) 8-GA7 (WH/RD) (9) 29S-GG14 (OG) (10) 91S-BB6 (BK/YE) (11) 8-TC32 (WH/BU) 	<ul style="list-style-type: none"> (12) (13) 9-RJ30 (BN) (14) 8-RJ30 (WH) (15) 75-GG14 (YE/BU) <li style="padding-left: 20px;">75-GG14A (YE/BU) (16) 15S-LD7 (GN/BU) (17) 5-EC7H (BU/RD) <li style="padding-left: 20px;">5-EC7Y (BU/RD) (18) 4-EC7H (GY/RD) <li style="padding-left: 20px;">4-EC7Y (GY/RD) (19) (20) (21) 	<ul style="list-style-type: none"> (22) 5-EC10 (BU) (23) 4-EC10 (GY) (24) (25) 31S-TA32 (BK/WH) <li style="padding-left: 20px;">91S-TA32A (BK/WH) <li style="padding-left: 20px;">91S-TA32C (BK/WH) (26) 30S-TA31 (RD/BK) (27) 91S-GG9 (BK/RD) (28) 91S-GC8 (BK/OG) (29) 91S-PG6 (BK/YE) (30) 91S-GE56 (BK/YE) (31) 7-RJ30 (YE) (32) 29-GG14 (OG)
--	--	--

C810

14K733



F02012

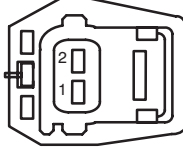


F02572

- (1) 91-GC7 (BK/BU)
- 91-GC7A (BK)
- (2) 31S-GC6 (BK/YE)

C813

F221050




F02055

- (1) 91-GC8 (BK/OG)
- (2) 91S-GC8 (BK/OG)

C811

14014




F01005

- (1) 29S-GL26 (OG/GN)

C814

2B325, 14K733




F02058

- (1) 8-CF32 (WH)
- 8-CF32A (WH)
- (2) 9-CF32 (BN)
- 9-CF32A (BN)

C815

2B325, 14K733

F02058

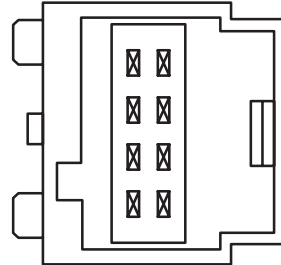


- (1) 8-CF38 (WH)
8-CF38A (WH)
- (2) 9-CF38 (BN)
9-CF38A (BN)

C819

14K138

F08304




- (1) 33-AD10 (YE/BK)
33-AD11 (YE/VT)
- (2) 32-AD9 (WH/GN)
32-AD10 (WH/BK)
- (3) 34-AD10 (BU/YE)
34-AD10A (BU/YE)
- (4) 32-AD28 (WH/GN)
- (5) 15S-HB36 (GN/OG)
15S-HB36A (GN/OG)
- (6) 31-LG20 (BK)
31-LG20A (BK)
- (7) 49S-LG20 (BU/WH)
49S-LG20A (BU/WH)
- (8) 29S-LC43 (OG/WH)

C816

2B325, 14014

F02058




- (1) 8-CF34 (WH)
- (2) 9-CF34 (BN)

C817

2B325, 14014

F02058

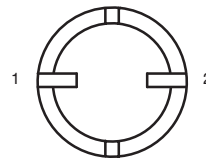


- (1) 8-CF40 (WH)
- (2) 9-CF40 (BN)

C820 (GY)

14014

F02518

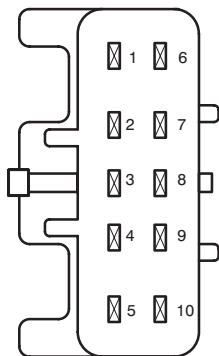


- (1) 31S-LB25A (BK/BU)
- (2) 29-LB25 (OG/BU)

C821

14K138

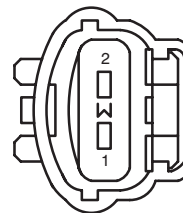
F10041



- | | |
|-----------------------|----------------------|
| (1) 10-AD10 (GY/BK) | (6) 29S-LC43 (OG/WH) |
| (2) 91-AD10 (BK/RD) | (7) 49S-LG20 (BU/WH) |
| (3) 8-AD10 (WH/BK) | 49S-LG20A (BU/WH) |
| (4) 15S-HB36A (GN/OG) | (8) 32-AD28 (WH/GN) |
| (5) 31-HB36A (BK) | (9) 33-AD28 (YE/GN) |
| 31-LG20 (BK) | (10) |

C823 (GY)

F02070

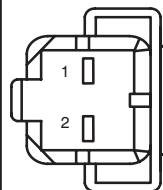


- (1) 8-RJ29 (WH/BU)
- (2) 9-RJ29 (BN/BU)

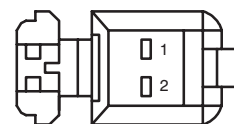
C824

14014

F02588



F02686

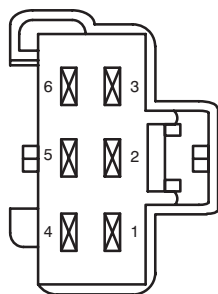


- (1) 91S-PG6 (BK/YE)
- (2) 91-PG6 (BK/YE)

C822

14K138

F06112

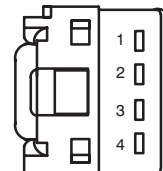


- | | |
|---------------------|----------------------|
| (1) 34-AD10 (BU/YE) | (4) 15S-HB36 (GN/OG) |
| 10-AD10A (GY/BK) | 15S-HB36B (GN/OG) |
| (2) 33-AD11 (YE/VT) | (5) 31-HB36 (BK) |
| 91-AD10A (BK/RD) | 31-HB36B (BK) |
| (3) 32-AD9 (WH/GN) | (6) |
| 8-AD10A (WH/BK) | |

C825

14014

F04272

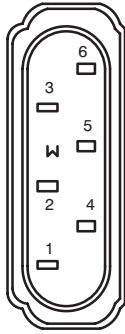


- (1)
- (2) 91S-BB6 (BK/YE)
- (3) 91-BB6 (BK/YE)
- (4)

C826

14014

F06126




- (1) 5-EC12 (BU/RD)
- (2) 4-EC12 (GY/RD)
- (3) 7-CF67 (YE/RD)
- (4)
- (5) 9-CF67 (BN/RD)
- (6)


C828

F221050

F02014



F02602



- (1) 33-KA34 (YE/BK)
- (2) 32-KA34 (WH/BK)

C829

14014

F02005



- (1) 8-CF34 (WH/BU)
- (2) 9-CF34 (BN/BU)

2B325

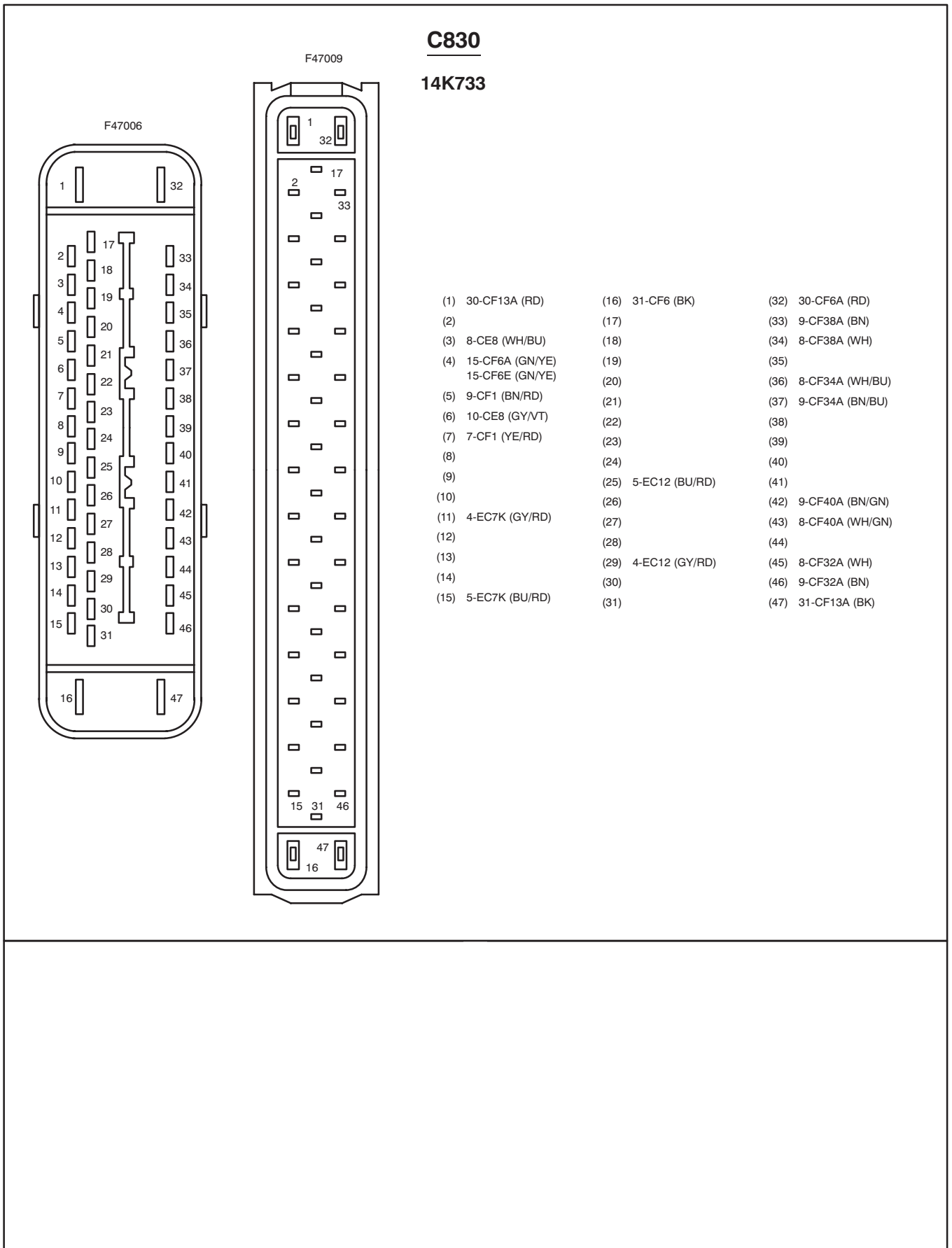
F02275



- (1) 8-CF34 (WH)
- (2) 9-CF34 (BN)

C827

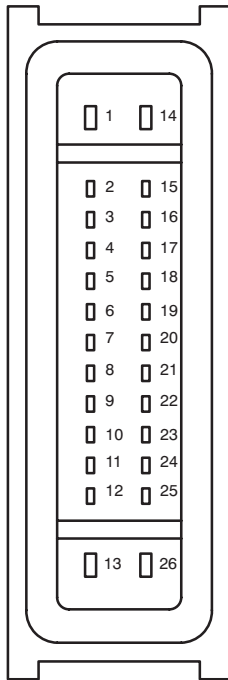
- (1) 91S-LG45A (BK/GN)
15S-TA36A (GN/BK)
- (2) 5-EC7G (BU/RD)
- (4) 15-GG14C (GN/RD)
- (6) 30-TA36 (RD)
- (8) 91S-TA36A (BK/GN)
- (11) 15S-TA36A (GN/BK)
- (14) 31S-TA36A (BK/GN)
- (16) 10-PF36B (GY/OG)
- (19) 91-TA36B (BK/GN)
- (20) 8-PF36B (WH/GN)



C831

14K733

F26036

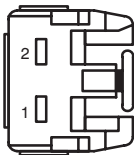


- | | |
|---------------------|---------------------|
| (1) 30-CF6 (RD) | (15) |
| (2) 9-CF34 (BN/BU) | (16) |
| (3) 8-CF34 (WH/BU) | (17) |
| (4) | (18) |
| (5) 8-CF38 (WH) | (19) |
| (6) 9-CF38 (BN) | (20) 15-CF6 (GN/YE) |
| (7) | 15-CF6F (GN/YE) |
| (8) 9-CF32 (BN) | 15-CF6B (GN/YE) |
| (9) 8-CF32 (WH) | (21) 5-EC7F (BU/RD) |
| (10) | (22) |
| (11) 8-CF40 (WH/GN) | (23) 4-EC7F (GY/RD) |
| (12) 9-CF40 (BN/GN) | (24) |
| (13) | (25) |
| (14) 30-CF13 (RD) | (26) 31-CF13 (BK) |

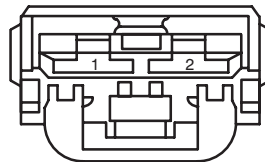
C832

14401

F02032



F02664

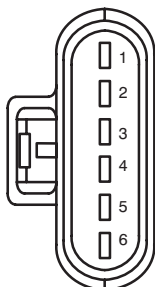


- | |
|-----------------------|
| (1) 15-FA18A (GN/OG) |
| (2) 31S-FA18A (BK/RD) |

C833

12A690

F06272

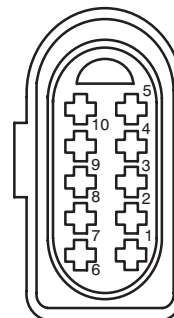


- (1) 91S-RL7 (BK/GN)
- (2) 7-RL7 (YE/GN)
- (3)
- (4) 8-RL7 (WH/GN)
- (5) 15S-RL7 (GN/BK)
- (6) 9-RL7 (BN/GN)

C836

14K733

F10080

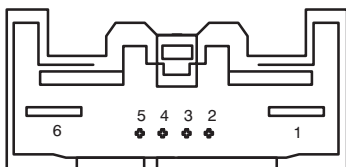


- (1) 15S-LE15 (GN/BK)
- (2) 15S-LE16 (GN/OG)
- (3) 49S-LG11 (BU/OG)
- (4) 29S-LF7 (OG/BU)
- (5) 8-LE45 (WH)
- (6) 31-LE31 (BK)
- (7) 9-LE45 (BN)
- 9-LE45A (BN)
- (8) 31-LE45A (BK/OG)
- (9) 8-LE56 (WH/BU)
- 8-LE56A (WH/BU)
- (10) 9-LE56 (BN/BU)

C834

14401

F06254

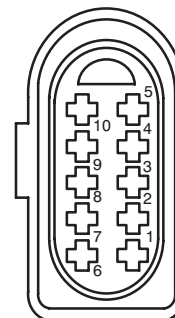


- (1) 31S-FA18A (BK/RD)
- (2) 15S-FA18C (GN/OG)
- (3)
- (4) 49S-FA45 (BU/WH)
- (5)
- (6) 31-FA45 (BK)

C837

14K733

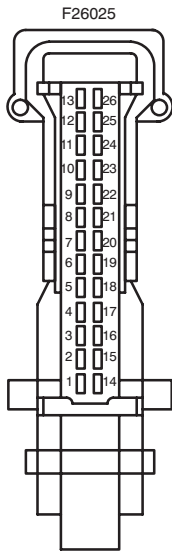
F10080



- (1) 15S-LE22 (GN/OG)
- (2) 15S-LE23 (GN/WH)
- (3) 49S-LG18 (BU)
- (4) 29S-LF16 (OG/GN)
- (5) 8-LE46 (WH/RD)
- (6) 31-LE30 (BK)
- (7) 9-LE46 (BN/RD)
- 9-LE46A (BN/RD)
- (8) 31-LE46A (BK/OG)
- (9) 8-LE57 (WH/GN)
- 8-LE57A (WH/GN)
- (10) 9-LE57 (BN/GN)

C838 (BK)

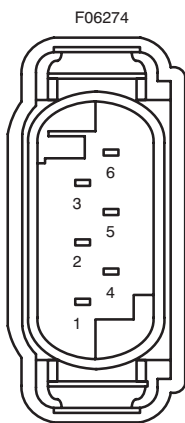
14401



- | | | |
|--------------------|----------------------|----------------------|
| (1) 8-CE8A (WH/BU) | (10) 7-LE54 (YE/BK) | (18) 9-LE56 (BN/BU) |
| (2) 4-EC7N (GY/RD) | 7-LE54B (YE/BK) | (19) 9-LE45 (BN) |
| (3) 5-EC7N (BU/RD) | (11) 9-LE53 (BN/BU) | (20) 9-LE57 (BN/GN) |
| (4) | (12) 9-LE54 (BN/YE) | (21) 9-LE46 (BN/RD) |
| (5) 7-LE57 (YE/GN) | 9-LE54B (BN/YE) | (22) 8-LE57 (WH/GN) |
| (6) 8-LE53 (WH/BU) | (13) | (23) 15-LE58 (GN/OG) |
| (7) 8-LE54 (WH/BK) | (14) 8-LE46B (WH/RD) | (24) 91-LE58 (BK/RD) |
| 8-LE54B (WH/BK) | (15) 8-LE46 (WH/RD) | (25) 7-LE53 (YE/BU) |
| (8) | (16) 8-LE56 (WH/BU) | (26) |
| (9) 7-LE56 (YE/BU) | (17) 8-LE45 (WH) | |

C839

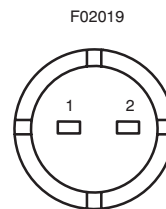
2B325



- (1) 9-LE54 (BN/YE)
- (2)
- (3)
- (4) 8-LE54 (WH/BK)
- (5) 7-LE54 (YE/BK)
- (6)

C841 (GY)

14401



- (1) 29-LC11 (OG/WH)
- (2) 31S-LC11 (BK/WH)

C842

14K733

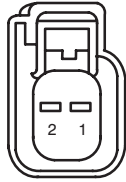


- (1) 31-LE56 (BK)
- (2) 7-LE56 (YE/BU)

C843

14K733

F02574

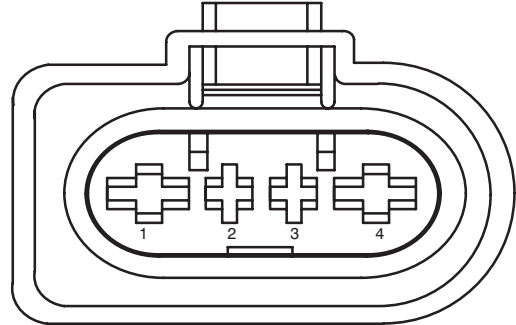


- (1) 31-LE57 (BK)
- (2) 7-LE57 (YE/GN)

C848

14K733

F04190

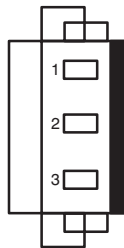


- (1) 32-KA11 (WH/BK)
- (2) 32-KA10 (WH/GN)
- (3) 31S-KA9 (BK/OG)
- (4) 31-KA9B (BK)

C844 (BK)

14335

F03182

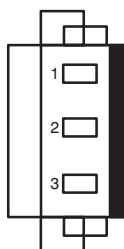


- (1) 91-LB16 (BK/RD)
- (2)
- (3) 29-LB16 (OG/GN)

C845 (BK)

14335

F03182

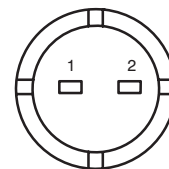


- (1) 91-LB23 (BK/WH)
- (2)
- (3) 29-LB23 (OG/WH)

C849 (GY)

14401

F02019

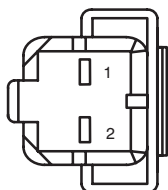


- (1) 29-LC23 (OG/WH)
- (2) 31S-LC23 (BK/WH)

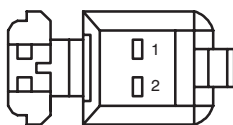
C846

14401

F02588



F02686



- (1) 29-LB8 (OG)
- (2) 31-LB8 (BK)

C851

14401

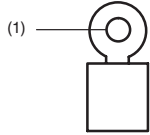
F02590



- (1) 15-FC9 (GN/OG)
- (2) 8-CF9 (WH/BK)

C854

F01002

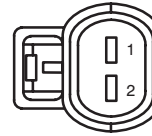


(1) 15S-RD15A (GN/OG)

C858

12A690

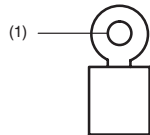
F02570



(1) 15-RL50 (GN/BU)
15S-RL50 (GN/BU)
(2) 91S-RL50 (BK/BU)

C855

F01002

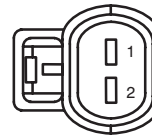


(1) 15S-RD15B (GN/OG)

C859

12A690

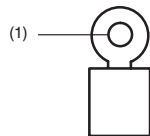
F02570



(1) 15-RL42 (GN/BU)
15S-RL42 (GN/BU)
(2) 91S-RL42 (BK/BU)

C856

F01002

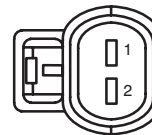


(1) 15S-RD15C (GN/OG)

C860

12A690

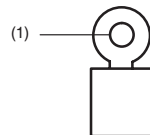
F02570



(1) 15S-RJ37 (GN/BK)
(2) 15-RJ37 (GN/BK)
(3)

C857

F01002

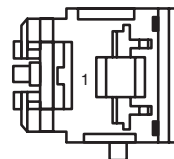


(1) 15S-RD15D (GN/OG)

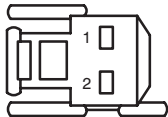
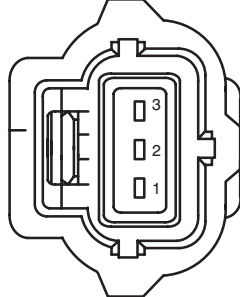
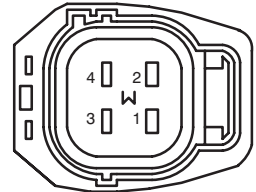


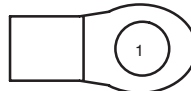
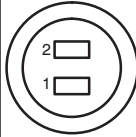
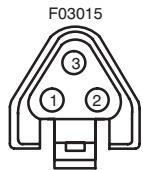


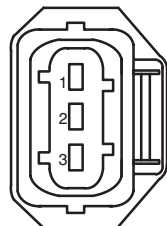
C861

14K733

F01038



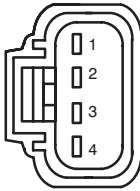
(1) 30-FC9 (RD)

<p style="text-align: center;">C863</p> <p style="text-align: center;">14014</p> <p style="text-align: center;">F02047</p>  <ul style="list-style-type: none"> (1) 91S-AB6 (BK/RD) 91S-AB6 (BK/RD) + 91S-AB6A (BK/RD) (2) 91-AB6 (BK/RD) 	<p style="text-align: center;">C870</p> <p style="text-align: center;">12A690</p> <p style="text-align: center;">F03312</p>  <p style="text-align: center;">F04128</p>  <ul style="list-style-type: none"> (1) 4-EB6 (GY) 4-EB6A (GY) 4-EB6B (GY) (2) 5-EB6 (BU) 5-EB6A (BU) 5-EB6B (BU) 8-EE1 (WH/RD) 8-EE1A (WH/RD) (3) 30-BA10 (RD) 30-BA10B (RD) 30-BA10D (RD) (4)
<p style="text-align: center;">C864</p> <p style="text-align: center;">12A690</p> <p style="text-align: center;">F03015</p>  <p style="text-align: center;">F02572</p>  <ul style="list-style-type: none"> (1) 15S-LG9A (GN/BK) 15S-LG9 (GN/BK) 31-LG28 (BK) (2) 15-LG28 (GN/WH) 15S-LG3 (GN/YE) 15-LG28A (GN/WH) (3) 	<p style="text-align: center;">C871</p> <p style="text-align: center;">14A280</p> <p style="text-align: center;">F01014</p>  <ul style="list-style-type: none"> (1) 30-BA6 (RD) 30-BA6A (RD)
<p style="text-align: center;">C866 (BK)</p> <p style="text-align: center;">12A690</p> <p style="text-align: center;">F02086</p>  <p style="text-align: center;">F03015</p>  <p style="text-align: center;">F02590</p>  <p style="text-align: center;">F02675</p>  <ul style="list-style-type: none"> (1) 15S-LG9 (GN/BK) (2) 15-LG28 (GN/WH) (3) 	<p style="text-align: center;">C868</p> <p style="text-align: center;">9H589</p> <p style="text-align: center;">F03314</p>  <ul style="list-style-type: none"> (1) 7-RJ20 (YE/GN) (2) 9-RJ20 (BN/GN) (3) 8-RJ20 (WH/GN)

C872

12A690

F04274

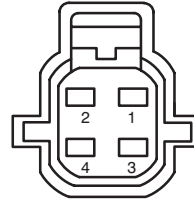


- (1) 9-RJ40 (BN/GN)
- (2) 8-RJ17 (WH/VT)
- (3) 7-RJ40 (YE/GN)
- (4) 8-RJ40 (WH/GN)

C882

14K733

F04170



- (1) 91-FA38 (BK/OG)
- (2) 91S-PA13 (BK/BU)
- (3) 91-PA13 (BK/BU)
- (4) 91S-FA17 (BK/RD)
91-FA17D (BK/RD)

C886

9H589

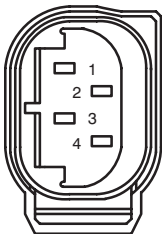
F05148



- (1) 8-RL46 (WH/BK)
- (2) 9-RL46 (BN/YE)
- (3) 91S-RL27 (BK/RD)
- (4) 8-RL27 (WH/BK)
- (5) 15-RL27 (GN/OG)

C875

F04316

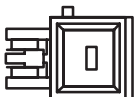


- (1) 9-TC32 (BN/BU)
- (2) 8-TC32 (WH/BU)
- (3) 7-TC32 (YE/BU)
- (4)

C878

14K733

F01048

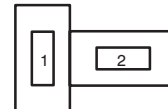


- (1) 31-FC9 (BK)
31-FC9A (BK)

C890

14335

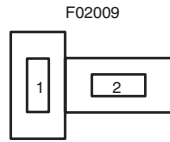
F02009



- (1) 31S-LB12 (BK/YE)
- (2) 91-LC7 (BK/BU)
91-LC7A (BK/BU)+
91-LB6A (BK/YE)
91-LC7A (BK/BU)+
91-LG6A (BK/YE)

C891

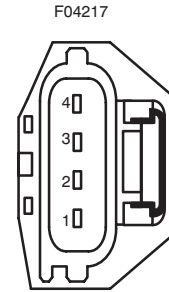
14335



- (1) 31S-LC17 (BK/YE)
- (2) 91-LC17 (BK/YE)

C895 (BK)

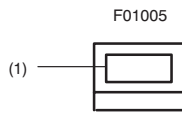
12A690



- (1) 8-RJ40 (WH/GN)
- (2) 7-RJ40 (YE/GN)
- (3) 8-RJ17 (WH/VT)
- (4) 9-RJ40 (BN/GN)

C892

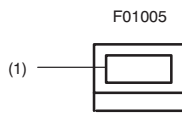
14335



- (1) 29-LC17 (OG/YE)

C893

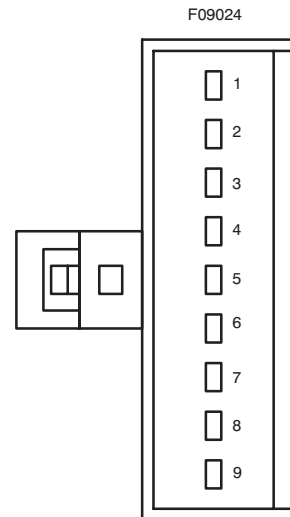
14335



- (1) 29-LC7A (OG/BU)
- 29-LC7B (OG/BU)
- 29-LC7B (OG/BU)+
- 29-LC6B (OG/YE)

C896 (BK)

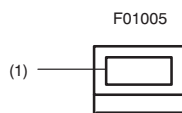
14401



- | | |
|---------------------|---------------------|
| (1) 15S-JA8 (GN/RD) | (6) 91S-GJ7 (BK/BU) |
| (2) 91S-JA8 (BK/OG) | (7) 91-PG30 (BK/WH) |
| (3) | (8) |
| (4) 9-PG13 (BN) | (9) |
| (5) 8-PG13 (WH) | |

C894

14335




- (1) 29S-LC7K (OG/BU)

C897

14K733

F02572

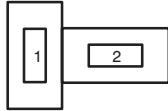


- (1) 91-GL7 (BK)
91-GL7A (BK)
- (2) 31S-GL7 (BK/YE)

C898

14335

F02009

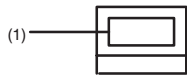


- (1) 31S-LB6 (BK/YE)
- (2) 91-LB6A (BK/YE)
91-LB6 (BK/YE)

C899

14335

F01005

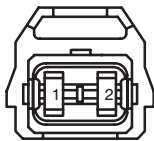


- (1) 29-LB6B (OG/YE)
29-LB6 (OG/YE)

C902

12A690

F02662

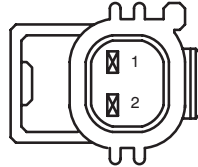


- (1) 15-RL2 (GH/BU)
- (2) 31S-RL2 (BK/OG)

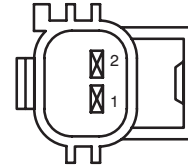
C903

12A690

F02064



F02066

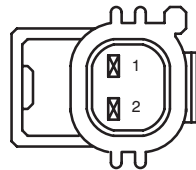


- (1) 8-RJ18 (WH/BK)
9-RJ18 (BN/YE)
- (2) 8-RJ18 (WH/BK)
9-RJ18 (BN/YE)

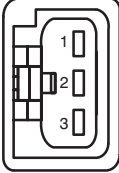


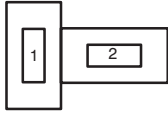
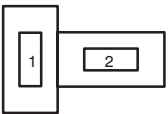


C904

9H589, 12A690

F02064



- (1) 8-RJ19 (WH/RD)
- (2) 9-RJ19 (BN/RD)

<p style="text-align: center;">C906</p> <p style="text-align: center;">12A690</p> <div style="display: flex; justify-content: space-around;"> <div style="text-align: center;"> <p>F03178</p>  </div> <div style="text-align: center;"> <p>F03308</p>  </div> </div> <p>(1) 7-RJ3 (YE/VT) 7-RJ3A (YE/VT)</p> <p>(2) 8-RJ3 (WH/VT) 9-RJ3 (BN/WH)</p> <p>(3) 8-RJ3 (WH/VT) 9-RJ3 (BN/WH)</p>	<p style="text-align: center;">C912a</p> <p>(1) 29-HA6A (OG/YE) + 29-HA6B (OG/YE) 31-HA6A (BK) 31-HA6A (BK) + 31-DJ7A (BK) 31-HA6A (BK) + 31-HA6B (BK)</p> <p>(2) 31-HA6A (BK) + 31-HA6B (BK) 29-HA6A (OG/YE) 29-HA6A (OG/YE) + 29-HA6B (OG/YE)</p>
<p style="text-align: center;">C911</p> <p style="text-align: center;">14401</p> <p style="text-align: center;">F01005</p> <p>(1) </p> <p>(1) 29S-LK15 (OG)</p>	<p style="text-align: center;">C913</p> <p style="text-align: center;">15K857</p> <p style="text-align: center;">F02009</p> <p>(1) 31-HA6A (BK) + 31-HA6B (BK) 31-DJ7 (BK) 31-HA6B (BK)</p> <p>(2) 29-HA6A (OG/YE) + 29-HA6B (OG/YE) 29-HA6B (OG/YE)</p> <p>(1) </p>
<p style="text-align: center;">C912</p> <p style="text-align: center;">14401</p> <p style="text-align: center;">F02009</p> <p>(1) </p> <p>(1) 31-HA6 (BK) (2) 29-HA6 (OG/YE) 29-HA6 (OG/YE) + 9-HA6A (OG/YE)</p>	<p style="text-align: center;">C914 (BK)</p> <p style="text-align: center;">9H589</p> <p style="text-align: center;">F02109</p> <p>(2)  (1)</p> <p>(1) 8-RR5 (WH) (2) 15-RR5 (GN/YE)</p>
<p style="text-align: center;">C915 (BK)</p> <p style="text-align: center;">9H589</p> <p style="text-align: center;">F02109</p> <p>(2)  (1)</p> <p>(1) 8-RR6 (WH/RD) (2) 15-RR6 (GN/BU)</p>	

C916 (BK)

9H589

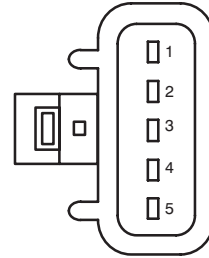
F02109



- (1) 8-RR7 (WH/BU)
- (2) 15-RR7 (GN/RD)

C921

F05113



- (1)
- (2)
- (3)
- (4) 91S-GJ7 (BK/BU)
- (5) 91-PG30 (BK/WH)

C917 (BK)

9H589

F02109

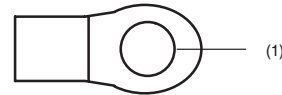


- (1) 8-RR8 (WH/GN)
- (2) 15-RR8 (GN/BK)

C922

13927

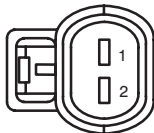
F01014



- (1) 91-PG30A (BK/WH)

C918

F02570

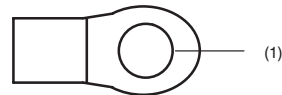


- (1) 15-RL2 (GN/BU)
- (2) 31S-RL2 (BK/OG)

C923

13927

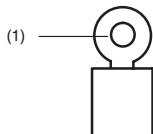
F01014



- (1) 91S-GJ7 (BK/BU)

C920

F01002

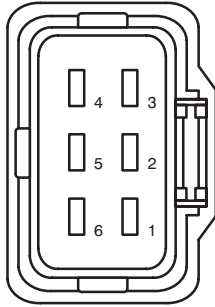


- (1) 91-JA48 (BK/GN)

C924

12A690

F06110

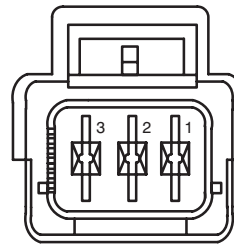


- (1) 91S-PA51 (BK/OG)
- (2) 15-PA51 (GN/RD)
- (3) 91S-PA52 (BK/GN)
- (4) 91S-PA53 (BK/RD)
- (5) 15-PA52 (GN/BK)
- (6) 91S-PA54 (BK/WH)


C926 (BK)

12A690

F03290



F03308




- (1) 7-RJ4 (YE/RD)
- 9-RJ4 (BN/RD)
- 9-RJ17 (BN/WH)
- (2) 8-RJ4 (WH/RD)
- 8-RJ17 (WH/VT)
- (3) 9-RJ4 (BN/RD)
- 7-RJ4 (YE/RD)

C925

12A690

F02586

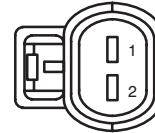


- (1) 31S-RL2 (BK/OG)
- (2) 15-RL2 (GN/RD)

C927

12A690

F02570




- (1) 91S-PC31 (BK/GN)
- (2) 15-PC31 (GN/BK)

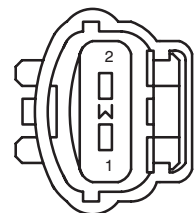
C928

12A690

F03094



F02070

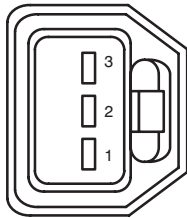


- (1) 8-TA27 (WH/VT)
- (2) 9-TA27 (BN/WH)

C929

14014

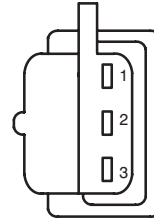
F03094



- (1) 29S-LF20A (OG)
- (2) 15S-LG21 (GN/BK)
- (3) 31-LF24A (BK)

C931

F03316

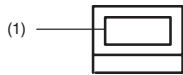


- (1) 31-TA53 (BK)
- (2)
- (3) 15-TA53 (GN/OG)

C930

14401

F01005

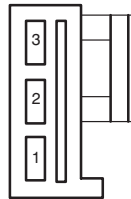


- (1) 31S-GE44 (BK/RD)

C933 (GY)

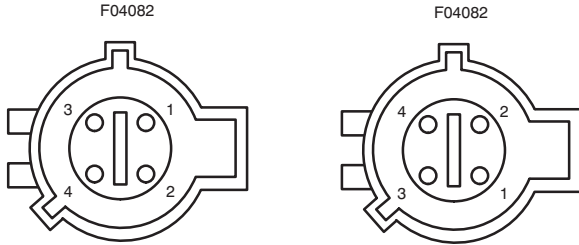
14014

F03284



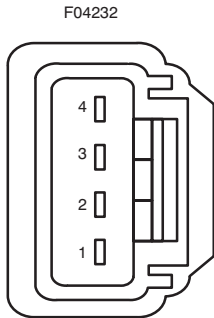
- (1) 91S-RP3 (BK/RD)
- (2) 91S-RH5 (BK/BU)
- (3)

C934 (BU)
12A690

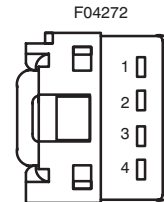


- (1) 15-RJ14 (GN/YE)
- (2) 91S-RJ26 (BK/GN)
- (3) 9-RJ15 (BN/RD)
- (4) 8-RJ26 (WH/GN)

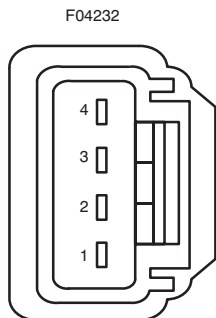
C937
14A584



- (1) 8-MD28 (WH)+
8-MD28A (WH)
- (2)
- (3)
- (4) 10-MD28 (GY)+
10-MD28A (GY)

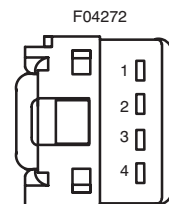


14K138



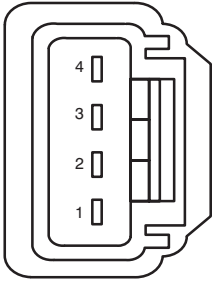
C938

- (1) 8-MD28 (WH)+
8-MD28A (WH)
- (2)
- (3)
- (4) 10-MD28 (GY)+
10-MD28A (GY)



14240

F04232

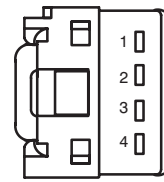


C939

- (1) 8-MD11B (WH/VT) +
8-MD29A (WH/VT)
8-MD11C (WH/VT) +
8-MD29A (WH/VT)
- (2)
- (3)

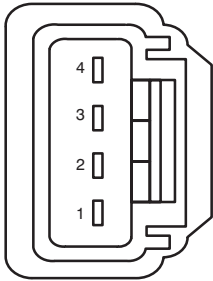
- (4) 10-MD11B (GY/WH) +
10-MD29A (GY/WH)
10-MD11C (GY/WH) +
10-MD29A (GY/WH)

F04272



14240

F04232

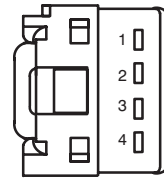


C939a

- (1) 8-MD29 (WH/VT)+
8-MD29A (WH/VT)
- (2)
- (3)

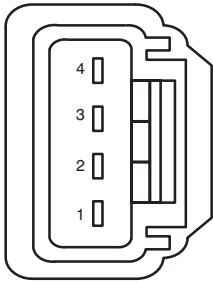
- (4) 10-MD29A (GY/WH)
10-MD29 (GY/WH)+
10-MD29A (GY/WH)

F04272



14240

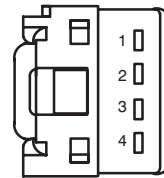
F04232



C939b

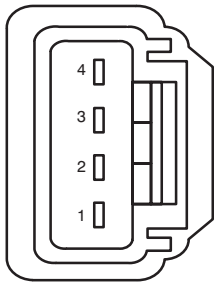
- (1) 8-MD29 (WH/VT)+
8-MD29A (WH/VT)
- (2)
- (3)
- (4) 10-MD29 (GY/WH)+
10-MD29A (GY/WH)

F04272



14240

F04232

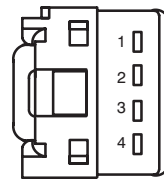


C940

- (1) 8-MD18C (WH) +
8-MD29C (WH/VT)
8-MD18B (WH) +
8-MD29C (WH/VT)
- (2)
- (3)

- (4) 10-MD18C (GY) +
10-MD29C (GY/WH)
10-MD18B (GY) +
10-MD29C (GY/WH)

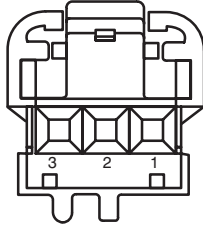
F04272



C941

14A584

F03298

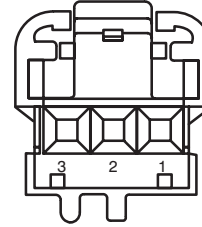


- (1) 8-MD28A (WH)
- (2)
- (3) 10-MD28A (GY)

C942a

14240

F03298

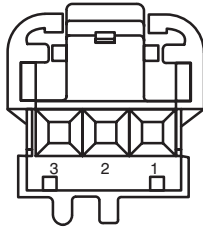


- (1) 8-MD29A (WH/VT)
- (2)
- (3) 10-MD29A (GY/WH)

C942

14240

F03298

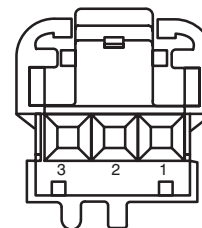


- (1) 8-MD29A (WH/VT)
- (2)
- (3) 10-MD29A (GY/WH)

C942b

14240

F03298

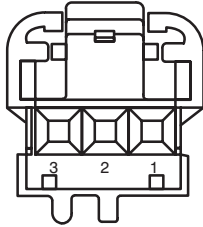


- (1) 8-MD29A (WH/VT)
- (2)
- (3) 10-MD29A (GY/WH)

C943

14K138

F03298




- (1) 8-MD28A (WH)
- (2)
- (3) 10-MD28A (GY)

C945

12A690

F02580

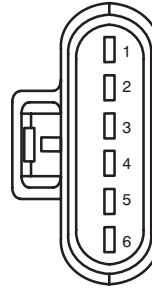


- (1) 15S-PE8B (GN/RD)
15S-PE8 (GN/RD)
- (2) 31-PE8 (BK)
31-PE8B (BK)

C946

12A690

F06272

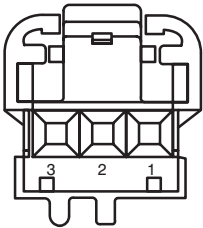


- (1) 7-RJ45 (YE/RD)
- (2)
- (3) 15S-RJ45 (GN/BU)
- (4) 91S-RJ45 (BK/BU)
- (5) 9-RJ45 (BN/RD)
9-RJ45B (BN/RD)
- (6) 8-RJ45 (WH/RD)

C944

14014

F03298

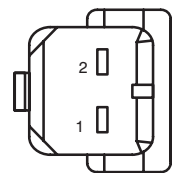


- (1) 8-MD29C (WH/VT)
- (2)
- (3) 10-MD29C (GY/WH)

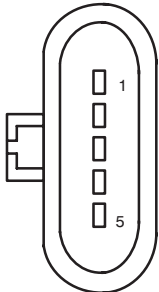

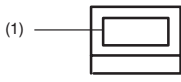
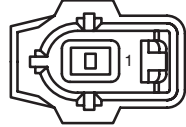
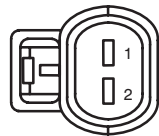
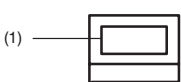



C947

14014

F02582




- (1) 8-GN26 (WH)
- (2) 10-GN26 (GY)

<p>C949 14014</p> <p>F05034</p>  <ul style="list-style-type: none"> (1) 7-RL7 (YE/GN) (2) 91S-RL7 (BK/GN) (3) 15S-RL7 (GN/BK) (4) 8-RL7 (WH/GN) (5) 9-RL7 (BN/GN) 	<p>C953 12A690</p> <p>F03308</p>  <ul style="list-style-type: none"> (1) 7-RJ37 (YE/GN) (2) 9-RJ37 (BN/GN) (3) 8-RJ37 (WH/GN)
<p>C950 17N400</p> <p>F01005</p>  <ul style="list-style-type: none"> (1) 15S-HB19 (GN/BU) 31-HB19 (BK) 	<p>C954 12A690</p> <p>F01016</p>  <p>F02570</p>  <ul style="list-style-type: none"> (1) 31S-GC21 (BK/GN) (2) 31S-GC21 (BK/GN)
<p>C951 17N400</p> <p>F01005</p>  <ul style="list-style-type: none"> (1) 15S-HB19 (BK) 15S-HB19B (GN/BU) 31-HB19 (BK) 15S-HB19A (GN/BU) 	<p>C956 (GN) 12A690</p> <p>F04124</p>  <p>F04124</p>  <ul style="list-style-type: none"> (1) 15-RJ25 (GN/RD) (2) 91S-RJ26A (BK/GN) (3) 9-RJ25A (BN/BU) (4) 8-RJ25A (WH/BU)
<p>C952 12A690</p> <p>F02572</p>  <ul style="list-style-type: none"> (1) 15S-FA6D (GN/YE) 15S-FA6 (GN/YE) (2) 31-FA6 (BK) 	

C957
12A690

F02574




(1) 31-FA6 (BK)
31-FA6B (BK)


(2) 15S-FA6 (GN/YE)
15S-FA6B (GN/YE)
15S-FA6C (GN/YE)

C959 (GN)
12A690

F04124




F04124




(1) 91S-RJ25 (BK/OG)
(2) 15-RJ25 (GN/RD)
(3) 9-RJ25 (BN/BU)
(4) 8-RJ25 (WH/BU)

C960 (BU)
12A690

F04082



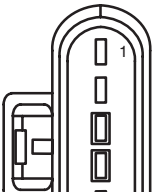
F04082



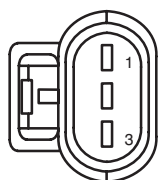
(1) 91S-RJ14 (BK/YE)
(2) 15-RJ14 (GN/YE)
(3) 9-RJ14 (BN)
(4) 8-RJ14 (WH)

C958
12A690

F06266



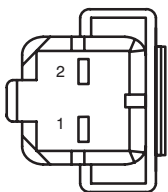
F03308



(1) 7-RJ37A (YE/GN)
(2) 9-RJ37A (BN/GN)
(3) 8-RJ37A (WH/GN)

C961
14401

F02588

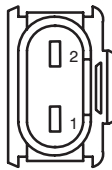


(1)
(2) 31-PE8 (BK)

(1) 7-RL7 (YE/GN)
(2) 91S-RL7 (BK/GN)
(3) 15S-RL7 (GN/BK)
(4) 8-RL7 (WH/GN)
(5) 9-RL7 (BN/GN)
(6)

C963
12A690

F02586



(1) 15-RL2 (GN/RD)
15-RL2A (GN/RD)
(2) 31S-RL2 (BK/OG)

C964

12A690

F01002



- (1) 15S-RD15E (GN/OG)

C974

14K733

F02005

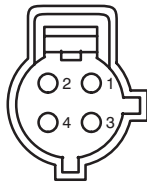


- (1) 9-GE38 (BN/YE)
- (2) 8-GE38 (WH/BK)

C965

14K733

F04195

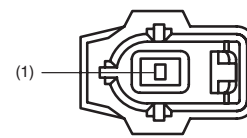


- (1) 9-FA88 (BN/WH)
- (2) 7-FA88 (YE/VT)
- (3) 8-FA88 (WH/VT)

C978

12A690

F01016

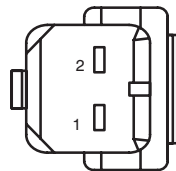


- (1) 31S-GC20 (BK/OG)

C970

9H589

F02582

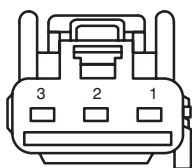


- (1) 15S-PE8 (GN/RD)
31-PE8 (BK)
- (2) 31-PE8 (BK)
15S-PE8 (GN/RD)

C971 (GY)

17N400

F03196

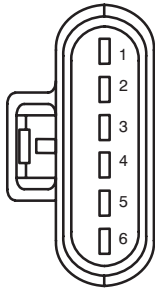


- (1) 29-KA28 (BK)
29-KA28A (OG/BU)
- (2) 32-KA28 (BK)
32-KA28A (WH/RD)
- (3) 31-KA28 (BK)

C983 (YE, BU)

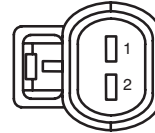
12A690

F06272



- (1) 7-RJ48 (YE/GN)
- (2)
- (3) 91S-RJ48 (BK/GN)
- (4) 15S-RJ48 (GN/BK)
- (5) 9-RJ48 (BN/GN)
- (6) 8-RJ48 (WH/GN)

F02570




- (1) 15S-RJ48 (GN/BK)
- (2) 91S-RJ48 (BK/GN)

C984

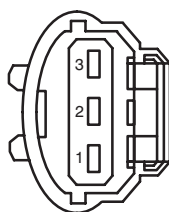
12A690

F03308



- (1) 9-RL22 (BN/YE)
- (2) 7-RL22 (YE/BK)
- (3) 8-RL22 (WH/BK)

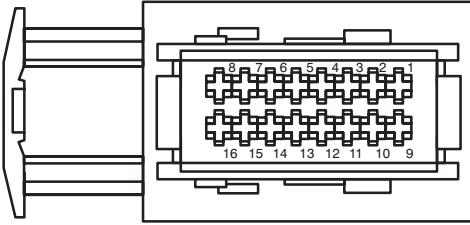
F03344



C985

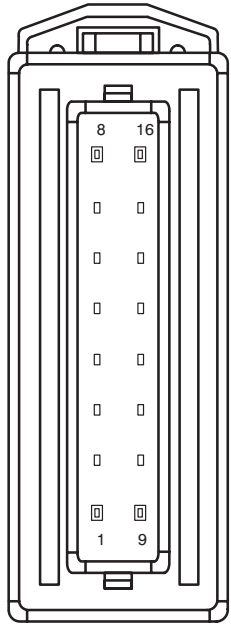
14014

F16076



(1) 29-RE43 (OG/YE)	(8) 31-RE43 (BK)
(2)	31-RE43B (BK)
(3) 15-RE43 (GN/YE)	(9) 15S-RS22 (GN/BK)
15-RE43A (GN/YE)	(10) 31-RS22 (BK)
(4)	(11) 7-RS22 (YE/GN)
(5)	(12)
(6) 5-EC7E (BU/RD)	(13)
5-EC7V (BU/RD)	(14)
(7) 4-EC7E (GY/RD)	(15) 9-RJ49 (BN/YE)
4-EC7V (GY/RD)	(16) 8-RJ49 (WH/BK)


F16092



C986

14014

F02572




(1) 8-RJ49 (WH/BK)
(2) 9-RJ49 (BN/YE)

C987

2B325

F04274



- (1) 15S-RS22 (GN/BK)
- (2) 31-RS22 (BK)
- (3)
- (4) 7-RS22 (YE/GN)

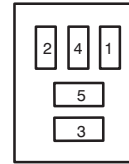
C995

- (1) 7-RJ15 (YE/RD)
- (2) 8-RJ14 (WH)
- (3) 91S-RJ25 (BK/OG)
- (4) 15-RJ25 (GN/RD)
- (5) 9-RJ15 (BN/RD)
- (6) 7-RJ14 (YE)

C1002

14K733

F05064



- (1) 30-GJ7 (RD)
- (2) 91S-GJ7 (BK/BU)
- (3) 30-GJ8 (RD)
- (4)
- (5) 29S-GJ1 (OG/BU)

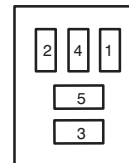
C996

- (1) 91-RJ45 (BK/BU)
- (2) 15S-RJ45 (GN/BU)
- (3) 10-RJ45 (GY/RD)
- (4) 8-RJ45 (WH/RD)

C1003

14K733

F05064

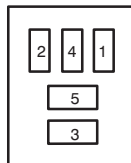


- (1) 15-LG45 (GN/BK)
15-RN3H (GN/BU)
- (2) 91S-LG45 (BK/GN)
31S-RN3H (GN/BU)
- (3) 15-LG28 (GN/WH)+
15-LG46 (GN/OG)
15-LG46 (GN/OG)
15-RN3G (GN/BU)
- (4)
- (5) 15S-LG9 (GN/BK)+
15S-LG46 (GN/OG)
15S-LG46 (GN/OG)
15S-RN3G (GN/BU) +
15S-RN3H (GN/BU)

C1001

14K733

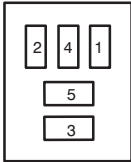
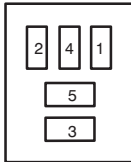
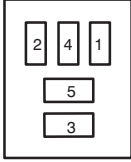
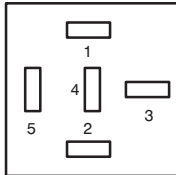
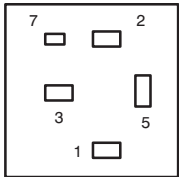
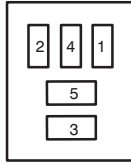
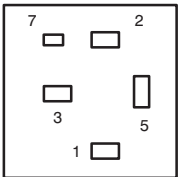
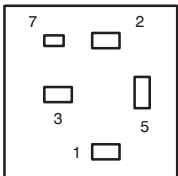
F05064



- (1) 15-BB16 (GN/OG)
- (2)
- (3) 50-BB16A (GY/BK)+
50-BB16B (GY/BK)
- (4)
- (5)

C1004

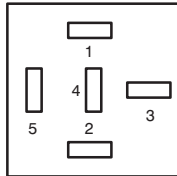
- 15S-BB18 (GN/BK)
- 30S-LE29 (RD/GN)
- 91-BB18 (BK/GN)
- 15-DA5 (GN/OG)
- 30-BB19A (RD)
- 30-BB19D (RD)

<p style="text-align: center;">C1005</p> <p style="text-align: center;">14K733</p> <p style="text-align: center;">F05064</p>  <ul style="list-style-type: none"> (1) 15-PE16 (GN/WH) (2) 31-PE16 (BK) (3) 30-PE17 (RD) (4) (5) 15S-PE8 (GN/RD) 	<p style="text-align: center;">C1009</p> <p style="text-align: center;">14K733</p> <p style="text-align: center;">F05064</p>  <ul style="list-style-type: none"> (1) 15-KA24 (GN/OG) (2) 31S-KA24 (BK/RD) (3) 15S-KA21 (GN/YE) (4) 31-KA21A (BK) 31-KA21B (BK) (5) 30-KA25 (RD)
<p style="text-align: center;">C1006</p> <p style="text-align: center;">14K733</p> <p style="text-align: center;">F05064</p>  <ul style="list-style-type: none"> (1) 30-RH9 (RD) (2) 91S-RH9 (BK/BU) (3) 30-RH10 (RD) (4) (5) 15-RH10A (GN/RD) 	<p style="text-align: center;">C1010</p> <p style="text-align: center;">14K733</p> <p style="text-align: center;">F05051</p>  <ul style="list-style-type: none"> (1) 30-FA23 (RD) (2) 31S-FA23 (BK/BU) (3) 30-FA24 (RD) 30-FA23 (RD) + 30-FA24 (RD) (4) (5) 15-FA18 (GN/OG) 15-FA18D (GN/OG)
<p style="text-align: center;">C1007</p> <p style="text-align: center;">14K733</p> <p style="text-align: center;">F05090</p>  <ul style="list-style-type: none"> (1) 15-HB7 (GN/BU) 15-DC26 (GN/BU) (2) 31S-HB7 (BK/BU) 91S-DC26 (BK/BU) (3) 30-HB7 (RD) 30-DC25 (RD) (4) (5) 64S-DC16 (BU/RD) + 64S-DC18 (BU/RD) 30-CC11A (RD) 	<p style="text-align: center;">C1011</p> <p style="text-align: center;">14K733</p> <p style="text-align: center;">F05064</p>  <ul style="list-style-type: none"> (1) 15-FA11 (GN/YE) 15-FA11A (GN/YE) 15-FA11B (GN/YE) (2) 31S-FA11 (BK/YE) (3) 30-FA2 (RD) (4) (5) 15S-FA6 (GN/YE)
<p style="text-align: center;">C1008</p> <p style="text-align: center;">14K733</p> <p style="text-align: center;">F05090</p>  <ul style="list-style-type: none"> (1) 15-BB7 (GN/BU) 15-BB17A (GN/BU) (2) 31S-BB7 (BK/BU) (3) 30-BB8 (RD) (4) (5) 15-DA3 (GN/RD) 	<p style="text-align: center;">C1012</p> <p style="text-align: center;">14K733</p> <p style="text-align: center;">F05090</p>  <ul style="list-style-type: none"> (1) 15-RD15A (GN/OG) 91S-PA7 (BK/BU) 91S-PA7A (BK/BU) (2) 15-PA7 (GN/BU) 91S-RD15 (BK/RD) (3) 30-DC15 (RD) 30-RD15 (RD) (4) (5) 15S-RD15E (GN/OG) 30-PA8A (RD) (6) (7) 31-PA8 (BK)

C1013

14K733

F05051

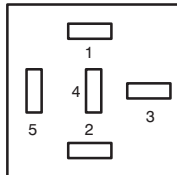


- (1) 50-BB16D (GY/BK)
50-BB16 (GY/BK)
50-BB16C (GY/BK)
50-BB16G (GY/BK) +
50-BB16D (GY/BK)
15S-RN3H (GN/BU)
- (2) 31S-BB16 (BK/RD)
- (3) 30-BB17 (RD)
- (4)
- (5) 50-BB12 (GY)

C1014

14K733

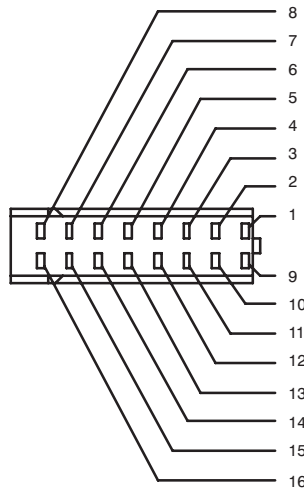
F05051



- (1) 15-PA41 (GN/BK)
30-RH9 (RD)
- (2) 31-PA41 (BK)
91S-RH9 (BK/BU)
- (3) 30-RH10 (RD) +
30-RH9 (RD)
30-PA1 (RD)
- (4)
- (5) 15S-PA1 (GN/BU)
15S-PA6C (GN/YE)

C1030

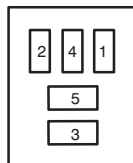
140466



- (1) 15-GN10C (GN/YE)
- (2) 10-GN26 (GY)
- (3)
- (4) 91S-GN12 (BK/OG)
- (5) 9-GN18 (BN/BU)
- (6)
- (7) 5-EC10C (BU)
- (8)
- (9)
- (10) 8-GN26 (WH)
- (11)
- (12)
- (13) 15-GN23 (GN/OG)
- (14) 4-EC10C (GY)
- (15)
- (16) 31-GN10A (BK)

C1015

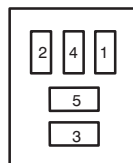
F05064



- (1) 15S
- (2) 31
- (3) 30
- (4)
- (5) 15S

C1019

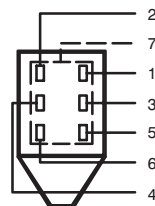
F05064



- (1) 15
- (2) 91S
- (3) 30
- (4)
- (5) 15S

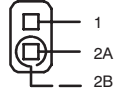
C1031

14489



- (1) 7-XL2 (WH)
- (2) 7-XL3 (GY)
- (3) 9-XL2 (VT)
- (4) 7-XL1 (YE)
- (5) 9-XL3 (GN)
- (6) 9-XL1 (BN)
- (7) 8-XL1 (WH/RD)

C1032
140466



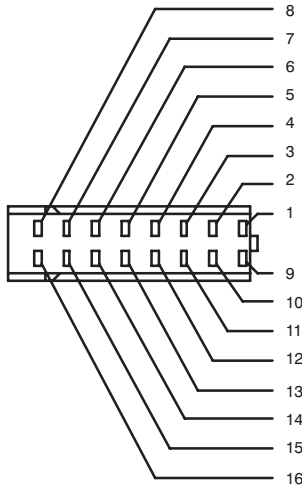
- (1)
- (2A) 9-XL1 (BN)
- (2B) 7-XL1 (YE)

C1035
140466



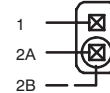
- (2A) 9-XL1 (BN)
- (2B) 7-XL1 (YE)

C1033
140466

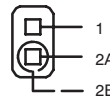


- (1)
- (2)
- (3)
- (4)
- (5)
- (6) 15-GN10A (GN/YE)
- (7)
- (8)
- (9)
- (10) 8-CE10A (WH/BU)
- (11)
- (12)
- (13) 5-EC10A (BU)
- (14) 4-EC10A (GY)
- (15) 31-GN10B (BK)
- (16)

C1038
140466

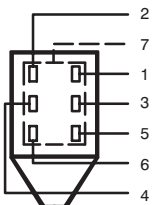


- (1) 8-CE10A (WH/BU)
- (2A) 9-XL1 (BN)
- (2B) 7-XL1 (YE)



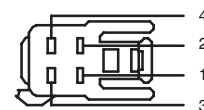
- (1) 8-CE10A (WH/BU)
- (2A) 9-XL1 (BN)
- (2B) 7-XL1 (YE)

C1034
140466



- (1) 7-XL2 (WH)
- (2) 7-XL3 (GY)
- (3) 9-XL2 (VT)
- (4) 7-XL1 (YE)
- (5) 9-XL3 (GN)
- (6) 9-XL1 (BN)
- (7) 8-XL1 (WH/RD)

C1039
140466



- (1) 8-CE10A (WH/BU) +8-CE10B (WH/BU)

700-07-00

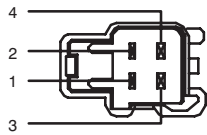
Connector Views

700-07-00

-149

C1040

140466



(1) 8-CE10B (WH/BU)

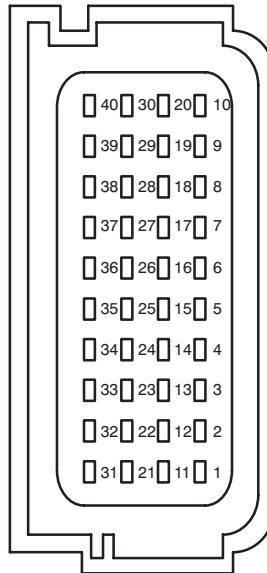
C1131

(1) 30-DA25B (RD)

C1430

14014

F40005

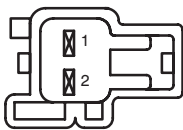


- | | | | |
|----------------------|-----------------------|---------------------|-------------------------------------|
| (1) 91S-JA33 (BK/BU) | (12) | (22) | (32) |
| (2) 15S-JA33 (GN/BU) | (13) 15S-JA34 (GN/OG) | (23) | (33) 8-JA52 (WH/GN) |
| (3) | (14) 91S-JA34 (BK/RD) | (24) | (34) 9-JA10 (BN/YE)
9-JA54A (BN) |
| (4) | (15) | (25) 8-JA54 (WH) | (35) |
| (5) | (16) | (26) 8-JA39 (WH) | (36) |
| (6) | (17) 9-JA50 (BN/YE) | (27) 9-JA39 (BN) | (37) |
| (7) 15S-JA38 (GN/OG) | (18) 8-JA50 (WH/BK) | (28) 9-JA40 (BN/WH) | (38) |
| (8) 91S-JA38 (BK/RD) | (19) 91S-JA37 (BK/GN) | (29) 8-JA40 (WH/VT) | (39) |
| (9) 9-JA51 (BN/RD) | (20) 15S-JA37 (GN/BK) | (30) 8-JA55 (WH/BK) | (40) |
| (10) 8-JA51 (WH/RD) | (21) | (31) | |
| (11) | | | |

C1575

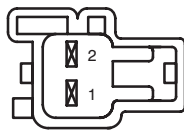
14014

F02034



- (1) 8-AG24 (WH/GN)
- (2) 15-AG24 (GN/BK)

F02098



C1640

- (1) 30-DA25A (RD)

C1643

- (1) 30-DA25D (RD)

C1863

- (1) 91S-AB6A (BK/RD)
- (2) 91-AB6 (BK/RD)

C1644

- (1) 30-BA6C (RD)

C1645

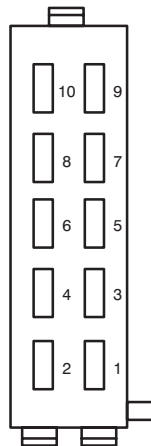
- (1) 30-DA19 (RD)
- (2) 30-DA19A (RD)

C1717

- (1) 15-CF54 (GN/WH)
- (2) 91-CF54 (BK/WH)
- (3) 29S-LH45 (OG/WH)
- (4)
- (5) 31S-CF54 (BK/WH)
- (6) 91S-CF54 (BK/WH)

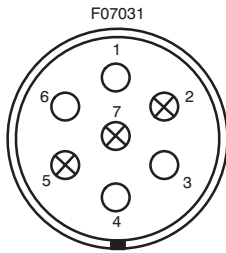
C2002

F10045



- | | |
|--|---------------------------|
| (1) (RD)
30-ND16 (RD) | (5) (WH)
49S-LG12 (WH) |
| (2) (VT)
97-ND6 (VT) | (6) 49S-LG19 (GN/RD) |
| (3) (BN)
99-ND7 (BN)
99-ND7A (BN)
99-ND8A (BN) | (7) 88-ND6 (BU) |
| (4) (BK/RD) + (BK/RD)
15S-LG14A (BK/RD)
15S-LG14 (BK/RD)+
15S-LG14A (BK/RD) | (8) 49S-LG12A (GY/WH) |
| | (9) 96-ND6 (BU/RD) |
| | (10) 49S-LG19A (GN/YE) |

C2003



- | | |
|--|--------------------------------|
| (1) (BU)
88-ND6 (BU) | (4) (BU/RD)
96-ND6 (BU/RD) |
| (2) (RD/YE)
15S-ND6 (RD/YE)
99-ND6 (RD/YE) | (5) (OG)
87S-ND6 (OG) |
| (3) (BN)
99-ND6 (BN/WH)
99-ND6 (BN) | (6) (VT)
97-ND6 (VT) |
| | (7) (OG/WH)
87S-ND7 (OG/WH) |

C2006


F02572



- (1) 49S-LG19A (GY/YE)
- (2) 31-LF24B (BK)

C2007

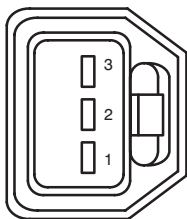
F03094



- (1) (OG)
- (2) 31-LF24A (BK)
- (3) (GN)

C2004

F03094



- (1) (OG/WH)
29S-LF11A (OG/WH)
- (2) 15S-LG14A (BK/RD)
- (3) 31-LF23A (BK)

C2008


F02062



- (1) 49S-LG12 (WH)
- (2) 31-LF23 (BK)

C2005

F02572



- (1) 49S-LG12A (GY/WH)
- (2) 31-LF23B (BK)

C2009

F02062



- (1) 49S-LG19 (GN/RD)
- (2) 31-LF24 (BK)

C2010



- (1) (RD/WH)
15S-LD6 (RD/WH)
- (2) (GN)
31-LD6 (GN)
31-LD7 (GN)

C2012



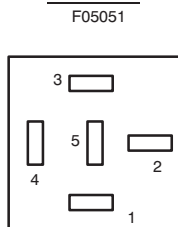
- (1) (VT/YE)
15S-LG6A (VT/YE)
- (2) (GN)
31-LD7 (GN)

C2013



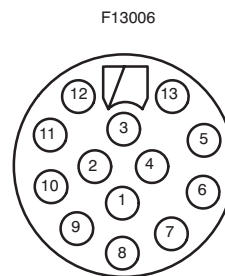
- (1) (VT/YE)
15S-LG6A (VT/YE)
- (2) (GN)
31-LD6 (GN)

C2011



- (1) 99-ND7A (BN)
99-ND7B (BN)
99-ND8B (BN)
(BN)
- (2) 15S-ND6 (RD/YE)
99-ND6 (RD/YE)
(RD/YE)
- (3) 15S-LG6 (RD/WH)
15S-LD6 (RD/WH)
15S-LD6B (VT/YE)
(RD/WH)
- (4) 15S-LG6A (VT/YE)
15S-LD6C (RD/WH)
(VT/YE)
- (5) 15S-LG16B (VT/OG)
15S-LG16C (BK/BU)
15S-LG16C (YE/BU)
15S-ND16C (VT/OG)

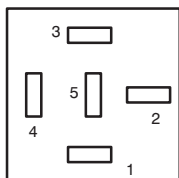
C2014



- (1) 88-ND6 (BU)
- (2) 15S-ND6 (RD/YE)
- (3) 99-ND6 (BN/WH)
- (4) 96-ND6 (BU/RD)
- (5) (OG)
87S-ND6 (OG)
- (6) 97-ND6 (VT)
- (7) (OG/WH)
87S-ND7 (OG/WH)
- (8) 15S-ND16 (VT/OG)
- (9) 30-ND17 (RD)
- (10) 86-ND6 (YE)
- (11) 99-ND7 (BN/WH)
- (12)
- (13) 99-ND8 (BN)
99-ND8C (BN)
99-ND8D (BN)

C2015

F05051



- (1) 99-ND8C (BN/WH)
99-ND8C (BN)
(BN)
- (2) 30-ND16A (RD)
- (3) 15S-LG16 (BK)
15S-LG16B (BK/BU)
- (4) 15S-ND16 (VT/OG)
- (5)

C2024

F02572



- (1) 15S-ND16A (WH/BK)
- (2) 31-LD6 (GN)

C2016

F01028



(1)

- (1) (RD)
30-ND17 (RD)

C2027

F01005

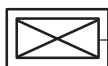


(1)

- (1) (BN)
9-GN18 (BN)

C2017

F01028



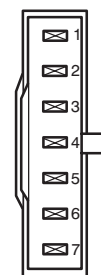
(1)

- (1) (YE)
86-ND6 (YE)

C2034

15A416

F07067



- (1) 49S-LG12 (WH)
15S-LG14 (BK/RD) + 15S-LG14A (BK/RD)
- (2) 15S-LG6 (RD/WH)
15S-LG16C (BK/BU) + 15S-LG16A (GN) + 15S-LG16B (BK/BU)
- (3) 15S-LG16 (BK) + 15S-LG16A (BK)
31-LF23 (GN)
- (4) 31-LF23 (GN)
- (5) 49S-LG12 (WH)
15S-LG14 (BK/RD) + 15S-LG14A (BK/RD)
- (6) 29S-LF11 (OG/WH) + 87S-ND7 (OG/WH)
- (7) 15S-LG6 (RD/WH)

C2023

F02062

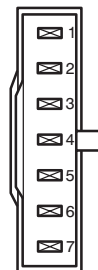


- (1) 15S-LG6 (RD/WH)
15S-ND16B (BK/BU)
- (2) (GN)
31-LD6 (GN)

C2036

15A416

F07067

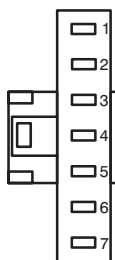


- (1) 49S-LG19 (GN/RD)
29S-LF20 (OG) + 87S-ND6 (OG)
- (2) 15S-LG6 (RD/WH)
15S-LG16C (BK/BU) + 15S-LG16A (GN) + 15S-LG16B (BK/BU)
- (3) 49S-LG19 (GN/RD)
31-LF24A (GN)
- (4) 31-LF24A (GN)
- (5) 15S-LG21 (GN)
15S-LG16C (YE/BU) + 15S-LG16B (YE/BU)
- (6) 29S-LF20 (OG) + 87S-ND6 (OG)
- (7) 15S-LG21 (GN)

C2035

15A416

F07065



- (1) 49S-LG12A (GY/WH)
15S-LG14 (BK/RD)
- (2) 15S-LG6A (VT/YE)
15S-LG16A (GN)
- (3) 15S-LG16A (BK)
31-LF23 (GN)
- (4) 31-LF23 (GN)
- (5) 49S-LG12A (GY/WH)
15S-LG14 (BK/RD)
- (6) 29S-LF11 (OG/WH)
- (7) 15S-LG6A (VT/YE) + 15S-LG6B (VT/YE)

C2037

15A416

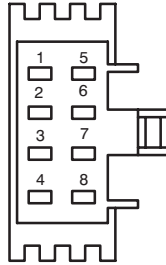
F07065



- (1) 49S-LG19A (GN/YE)
29S-LF20 (OG)
- (2) 15S-LG6B (VT/YE)
15S-LG6A (VT/YE)
15S-LG16A (GN)
- (3) 49S-LG19A (GN/YE)
31-LF24A (GN)
- (4) 31-LF24A (GN)
- (5) 15S-LG21 (GN)
15S-LG16B (YE/BU)
- (6) 29S-LF20 (OG)
- (7) 15S-LG21 (GN)

C2038

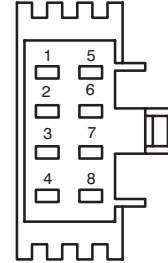
F08059



- (1)
- (2)
- (3)
- (4) (YE)
- (5) (BN)
- (6) (BK)
- (7) (YE/BK)
- (8)

C2040

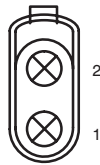
F08059



- (1)
- (2)
- (3)
- (4) (YE)
- (5) (BN)
- (6) (BK)
- (7) (YE/BK)
- (8)

C2039

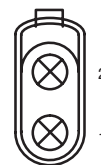
F02275



- (1) (WH/YE)
- (2) (YE/BK)

C2041

F02275

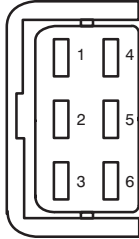


- (1) (WH/YE)
- (2) (YE/BK)

C2309

12A690

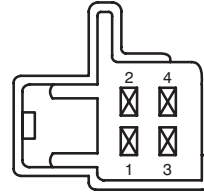
F06306



- (1) 8-RJ14A (WH)
- (2) 8-RJ14D (GY)
- (3) 15-RJ25 (GN/RD)
- (4) 91S-RJ14 (BK/YE)
- (5) 8-RJ14B (BU)
- (6) 8-RJ14C (WH)

C2321

F04214



- (1) (GN/YE)
- (2) (GN/OG)
- (3) (BK)
- (4) (BK)

C2322

- (1) (BN/WH)
- (2)
- (3)
- (4)
- (5)
- (6) (GN/WH)
- (7) (YE/VT)
- (8) (BK/WH)
- (9)
- (10) (WH/VT)

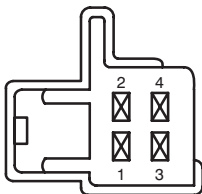
C2310

12A690

- (1) 15-RJ14 (GN/YE)
- (2) 9-RJ15 (GY)
- (3) 91S-RJ15 (GY)
- (4) 8-RJ15 (BK/GN)

C2320

F04214



- (1) (GN/YE)
- (2) (GN/OG)
- (3) (BK)
- (4) (BK)

C2323

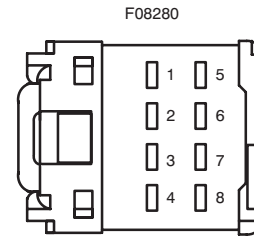
- (1) (RD/WH)
- (2) (RD/BK)

C2324

- | | |
|-------------|-------------|
| (1) (GN/WH) | (6) |
| (2) (RD/BU) | (7) (OG/YE) |
| (3) (RD/GN) | (8) (BN) |
| (4) | (9) (BN) |
| (5) | |

C2430

14A589



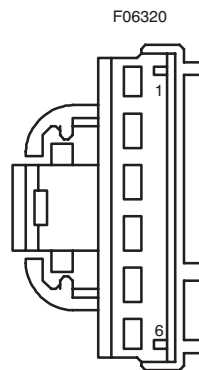
- (1) 7-LH48A (YE/VT)
- (2) 8-GL10A (WH)
- (3) 91S-AD24A (BK/RD)
- (4) 91-AD24A (BK/RD)
- (5)
- (6)
- (7)
- (8)

C2325

- (1) (RD/WH)
- (2) (RD/BK)
- (3) (RD/BU)
- (4) (BN)
- (5) (RD/GN)
- (6) (BN)
- (7) (OG/YE)
- (8) (GN/WH)

C2434

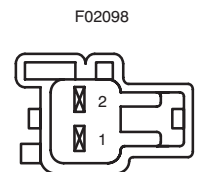
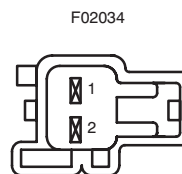
14014



- (1) 8-JA51 (WH/RD)
- (2) 9-JA51 (BN/RD)
- (3)
- (4)
- (5)
- (6)

C2578

14014

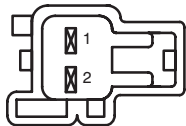


- (1) 8-AG21 (WH)
- (2) 15-AG21 (GN/YE)

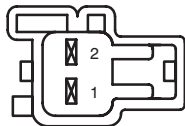
C2579

14014

F02034



F02098

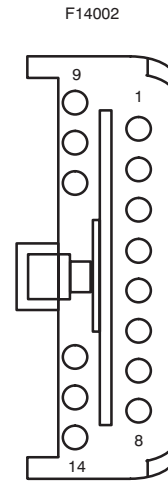
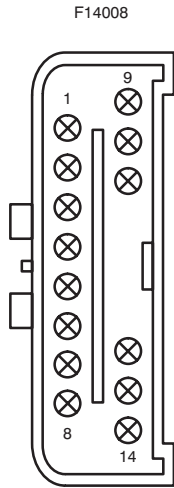


- (1) 8-AG23 (WH/BU)
- (2) 31-AG23 (BK)

C3058

17N400

14014



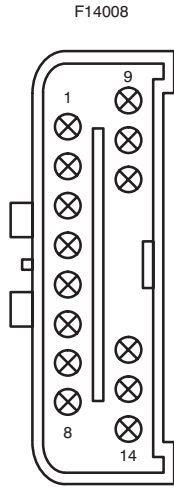
- (1) (GN/WH)
- (2)
- (3) 31S-AA30B (BK)
- (4) 31S-AB11 (BK)
- (5) 32-AA27 (BK)
32-AA27A (WH/GN)
- (6) 15S-LG6 (BK)
- (7) (GN/OG)
- (8) 29S-LF21 (BK)
29S-LF21A (OG/BK)
- (9) (BK/WH)
- (10) 31S-GL20 (BK)
31S-GL20A (BK/RD)

- (11) (BN/WH)
- (12) (WH/VT)
- (13) (YE/VT)
- (14)
- (15) 31-DA13 (BK)
- (16) (GN/YE)
- (17) 31S-LB25 (BK)
- (18)
- (19)
- (20)

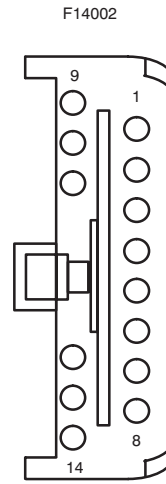
- (1) 15-AG20 (GN/WH)
- (2)
- (3) 31S-AA30B (BK/YE)
- (4) 31S-AB11 (BK/WH)
- (5) 32-AA27A (WH/GN)
- (6) 15S-LG6 (GN/YE)
- (7) 15S-LG16 (GN/OG)
- (8) 29S-LF21 (OG/BK)
- (9) 31S-AG20 (BK/WH)
- (10) 31S-GL20A (BK/RD)

- (11) 9-AG20 (BN/WH)
- (12) 8-AG20 (WH/VT)
- (13) 7-AG20 (YE/VT)
- (14)
- (15) 31-DA31A (BK)
- (16) 15S-LD6B (GN/YE)
- (17) 31S-LB25A (BK/BU)
- (18)
- (19)
- (20)

C3058a

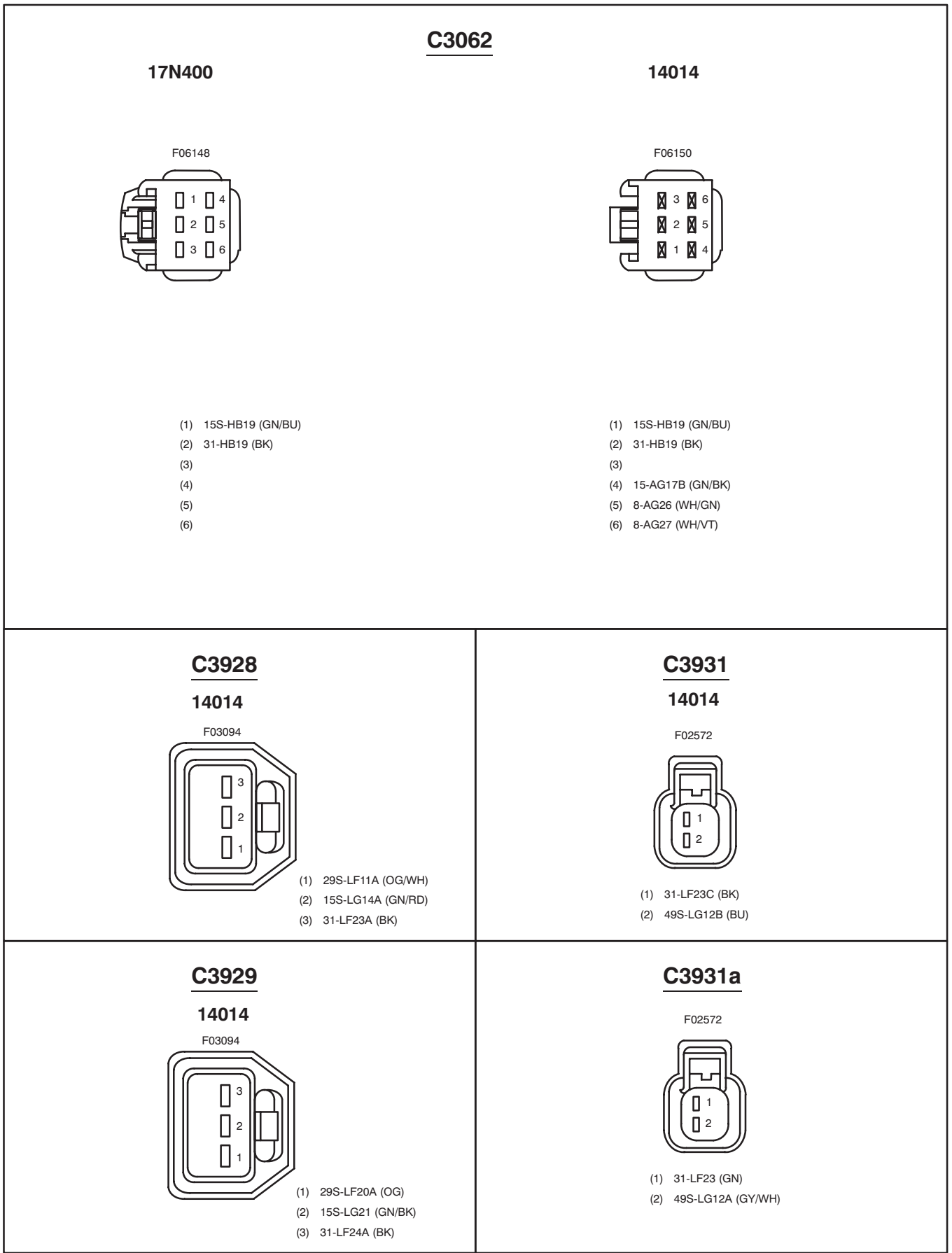


C3058b



- | | |
|-----------------------|-----------------------|
| (1) | (11) |
| (2) | (12) |
| (3) | (13) |
| (4) | (14) |
| (5) | (15) |
| (6) 15S-LG14 (BK/RD) | (16) 15S-LD6C (RD/WH) |
| (7) 15S-LG16A (VT/OG) | (17) |
| (8) | (18) |
| (9) | (19) |
| (10) | (20) |

- | | |
|--|-----------------------|
| (1) | (11) |
| (2) | (12) |
| (3) | (13) |
| (4) | (14) |
| (5) | (15) |
| (6) 15S-LG14 (BK/RD)+
15S-LG14A (BK/RD) | (16) 15S-LD6B (VT/YE) |
| (7) 15S-LG16 (GN/OG) | (17) |
| (8) | (18) |
| (9) | (19) |
| (10) | (20) |



C3931b

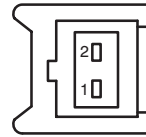
F02062



- (1) 31-LF23 (GN)
- (2) 49S-LG12 (WH)

C3935

F02012




- (1) 29S-LF11B (OG/WH)
- (2) 31-LF23B (BK)

C3932

14014

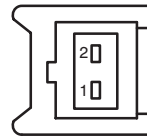
F02572



- (1) 31-LF24C (BK)
- (2) 49S-LG19A (BU/RD)

C3935a


F02012



- (1) 29S-LF11A (OG/WH)
- (2) 31-LF23A (GN)

C3932a

F02572



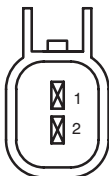
- (1) 31-LF24 (GN)
- (2) 49S-LG19A (GN/YE)

C3935b

- (1) 29S-LF11 (OG/WH)
- (2) 31-LF23A (GN)

C3932b


F02062



- (1) 31-LF24 (GN)
- (2) 49S-LG19 (GN/RD)

C3936

F02012



- (1) 29S-LF20B (OG)
- (2) 31-LF24B (BK)

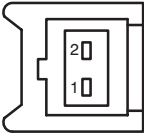


700-07-00

Connector Views

700-07-00

-164

<p style="text-align: center;"><u>C3936a</u></p> <p style="text-align: center;">F02012</p> <div style="text-align: center;">  </div> <p>(1) 29S-LF20A (OG) (2) 31-LF24A (GN)</p>	<p style="text-align: center;"><u>C3936b</u></p> <p>(1) 29S-LF20 (OG) (2) 31-LF24A (GN)</p>
--	--

