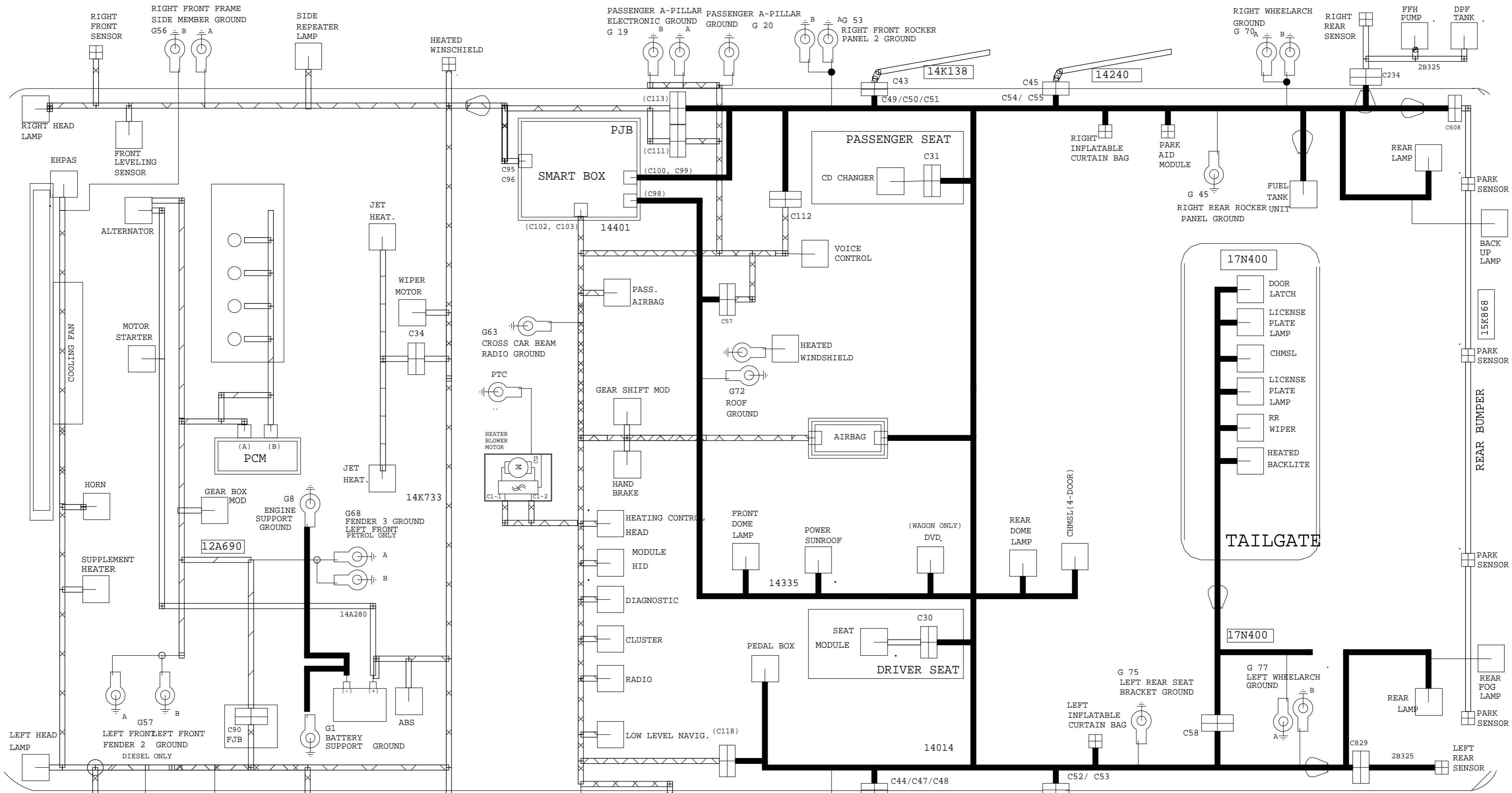
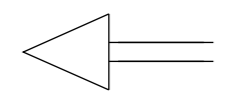


VEHICLE PROGRAM: MY 2010 C307			
REVISION:01		CONFIGURATION REVISION DATE: 210909	
REFERENCE: EE00-E-12277984-000			
PART MUST COMPLY WITH MATERIAL SPECIFICATION WSS-M99P9999-A1 TO HELP SAFEGUARD HEALTH, SAFETY AND THE ENVIRONMENT.			
DRAFTED IN ACCORDANCE WITH FAO ENGINEERING DRAFTING STANDARD CURRENT AT INITIAL RELEASE		DRWG STATUS: SIZE: A2	
CAD TYPE	CAD LOC.	CAD FILE:	DATA IS MASTER
X	CADLOC	CS8M5T-70003-AD	
OPER. NO.	UNIT	DRAWING	PH8M5T-70000-AD
DESIGN	DETAIL	TITLESHTC CONFIGURATION CONTR	SHT 2 OF 132
VYUEKSEL	VYUEKSEL	<HARNES LAYOUT RHD>	RH SHOWN
CHECKED	SAFETY		
NSAHINTU			
SCALE	START DATE	DIVISION: EESE	Ford
	100901	PLANT	

MY 2010 C307 HARNESS LAYOUT RHD



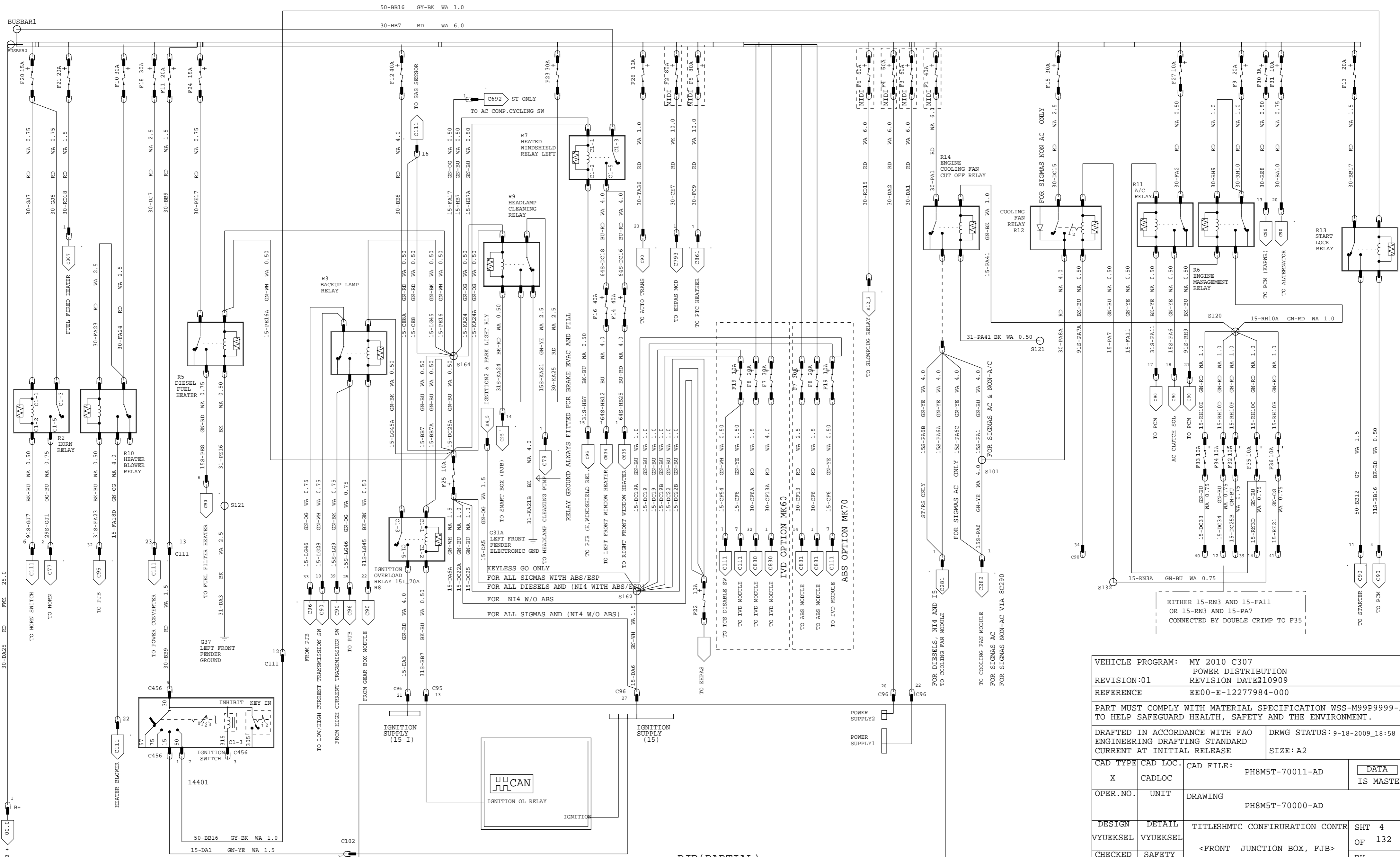
DRIVE DIRECTION



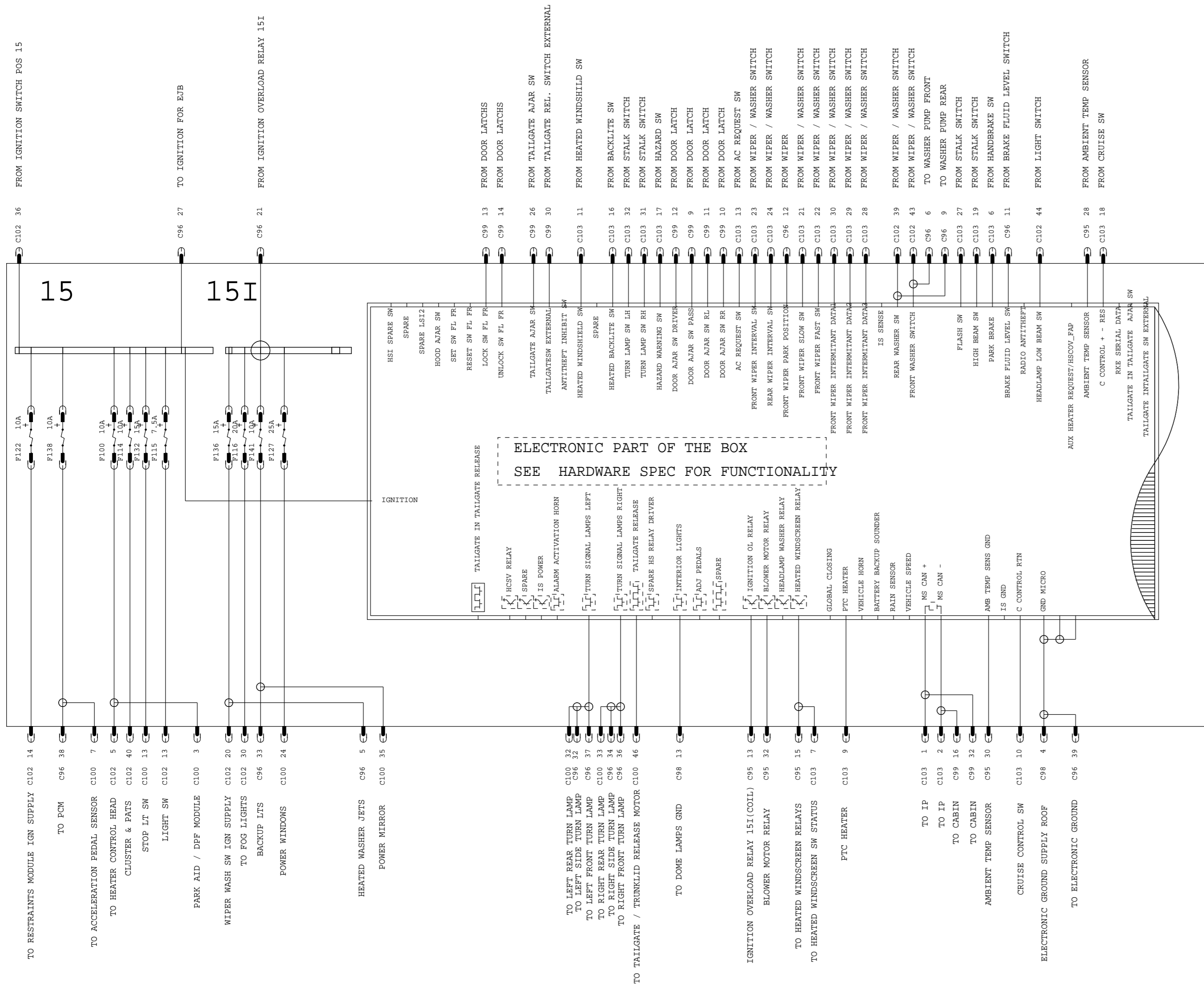
MY 2010 C307 HARNESS LAYOUT LHD

VEHICLE PROGRAM: MY 2010 C307		CONFIGURATION	
REVISION:01		REVISION DATE:10909	
REFERENCE		EE00-E-12277984-000	
PART MUST COMPLY WITH MATERIAL SPECIFICATION WSS-M99P9999-A1 TO HELP SAFEGUARD HEALTH, SAFETY AND THE ENVIRONMENT.			
DRAFTED IN ACCORDANCE WITH FAO ENGINEERING DRAFTING STANDARD CURRENT AT INITIAL RELEASE		DRWG STATUS: SIZE: A2	
CAD TYPE	CAD LOC.	CAD FILE:	DATA IS MASTER
X	CADLOC	CS8M5T-70003-BD	
OPER. NO.	UNIT	DRAWING	
		PH8M5T-70000-AD	
DESIGN	DETAIL	TITLESHTC CONFIRURATION CONTR	SHT 3 OF 132
VYUEKSEL	VYUEKSEL	<HARNES LAYOUT LHD>	
CHECKED	SAFETY		RH SHOWN
NSAHINTU			
SCALE	START DATE	DIVISION: EESE	Ford
01	10901	PLANT	

MY 2010 C307 FRONT JUNCTION BOX VER 7.3.7



VEHICLE PROGRAM: MY 2010 C307		POWER DISTRIBUTION	
REVISION:01		REVISION DATE:210909	
REFERENCE: EE00-E-12277984-000		PART MUST COMPLY WITH MATERIAL SPECIFICATION WSS-M99P9999-A1 TO HELP SAFEGUARD HEALTH, SAFETY AND THE ENVIRONMENT.	
DRAFTED IN ACCORDANCE WITH FAO ENGINEERING DRAFTING STANDARD CURRENT AT INITIAL RELEASE		DRWG STATUS: 9-18-2009_18:58	
CAD TYPE: X	CAD LOC: CADLOC	CAD FILE: PH8M5T-70011-AD	DATA IS MASTER
OPER. NO.	UNIT	DRAWING: PH8M5T-70000-AD	
DESIGN: VYUEKSEL	DETAIL: VYUEKSEL	TITLE: SHMTC CONFIRURATION CONTR	SHT 4 OF 132
CHECKED: NSAHINTU	SAFETY	<FRONT JUNCTION BOX, FJB>	
SCALE: 01	START DATE: 100901	DIVISION: EESE	RH SHOWN
PLANT:		Ford	



NOTES

- 1 WHERE PINS, FUSES AND RELAYS ARE SHOWN AS SPARE OR PROTECTED THESE NEED TO BE POPULATED DURING PROTOTYPE PHASE AND REMOVED FOR PRODUCTION - THE TRACKS IN THE PCB WILL REMAIN FOR FUTURE USE
- 2 SPARE CAPACITY SHOULD NOT BE TAKEN INTO ACCOUNT FOR COSTING
- 3 THE PJB NEEDS TO BE TESTED WITH MAXIMUM FUNCTIONALITY

CONNECTOR DETAILS

FRONT - 2	C95	32 WAY	3M5T-14489-AR*	GREEN
FRONT - 1	C96	41 WAY	3M5T-14489-ZR*	GREEN
ROOF - 1	C98	14 WAY	98AG-14489-TM*	BLACK
FLOOR - 2	C99	32 WAY	3M5T-14489-BP*	BROWN
FLOOR - 1	C100	46 WAY	3M5T-14489-ZV*	BROWN
COCKPIT - 1	C102	46 WAY	3M5T-14489-ZX*	BLUE
COCKPIT - 2	C103	32 WAY	3M5T-14489-AP*	BLUE
BOX NUMBER		LOW	3M5T-14A073-B*	WHITE

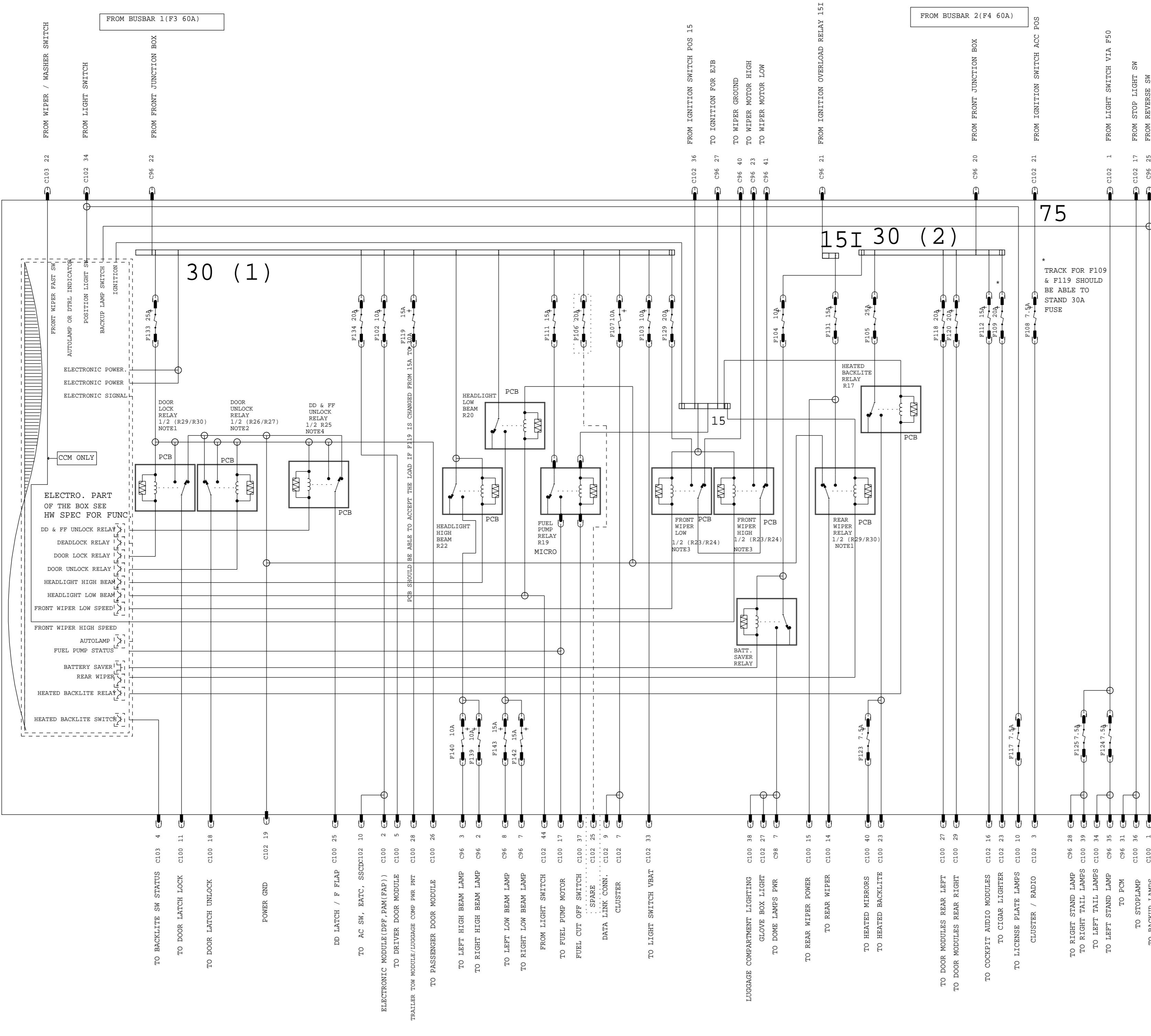
VEHICLE PROGRAM: MY 2010 C307		POWER DISTRIBUTION	
REVISION:01		REVISION DATE:210909	
REFERENCE: EE00-E-12277984-000			
PART MUST COMPLY WITH MATERIAL SPECIFICATION WSS-M99P9999-A1 TO HELP SAFEGUARD HEALTH, SAFETY AND THE ENVIRONMENT.			
DRAFTED IN ACCORDANCE WITH FAO ENGINEERING DRAFTING STANDARD CURRENT AT INITIAL RELEASE		DRWG STATUS: 9-19-2009_17:49	
CAD TYPE: X	CAD LOC: CADLOC	CAD FILE: PH8M5T-70011-BD	DATA IS MASTER
OPER.NO.	UNIT	DRAWING PH8M5T-70000-AD	
DESIGN VYUEKSEL	DETAIL VYUEKSEL	TITLESHTC CONFIRURATION CONTR <PASSENGER JUNCTION BOX, PJB> <LOW>	SHT 5 OF 132
CHECKED NSAHINTU	SAFETY	PART1	RH SHOWN
SCALE: 01	START DATE: 100901	DIVISION: EESE	Ford

= FET HALF BRIDGE

= FET

= RELAY DRIVER or SMALL CURRENT DEVICE

MY 2010 C307 PASSENGER JUNCTION BOX(PART2) VERSION 7.4 C1 B*BOX



75

* TRACK FOR F109 & F119 SHOULD BE ABLE TO STAND 30A FUSE

THE DOTTED INPUTS / OUTPUTS ARE POPULATED DURING DEVELOPMENT PHASE AND MUST BE DEPOPULATED FOR J#1

NOTE1: R29 /R30 IS A DOUBLE RELAY
1/2 OF R29 /R30 WILL BE USED FOR CENTRAL LOCK
1/2 OF R29 /R30 WILL BE USED FOR REAR WIPER

NOTE2: R26 /R27 IS A DOUBLE RELAY
1/2 OF R26 /R27 WILL BE USED FOR CENTRAL UNLOCK
1/2 OF R26 /R27 IS NOT USED (SPARE)

NOTE3: R23 /R24 IS A DOUBLE RELAY
1/2 OF R23 /R24 WILL BE USED FOR FRONT WIPER LOW SPEED
1/2 OF R23 /R24 WILL BE USED FOR FRONT WIPER HIGH SPEED

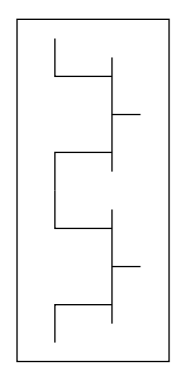
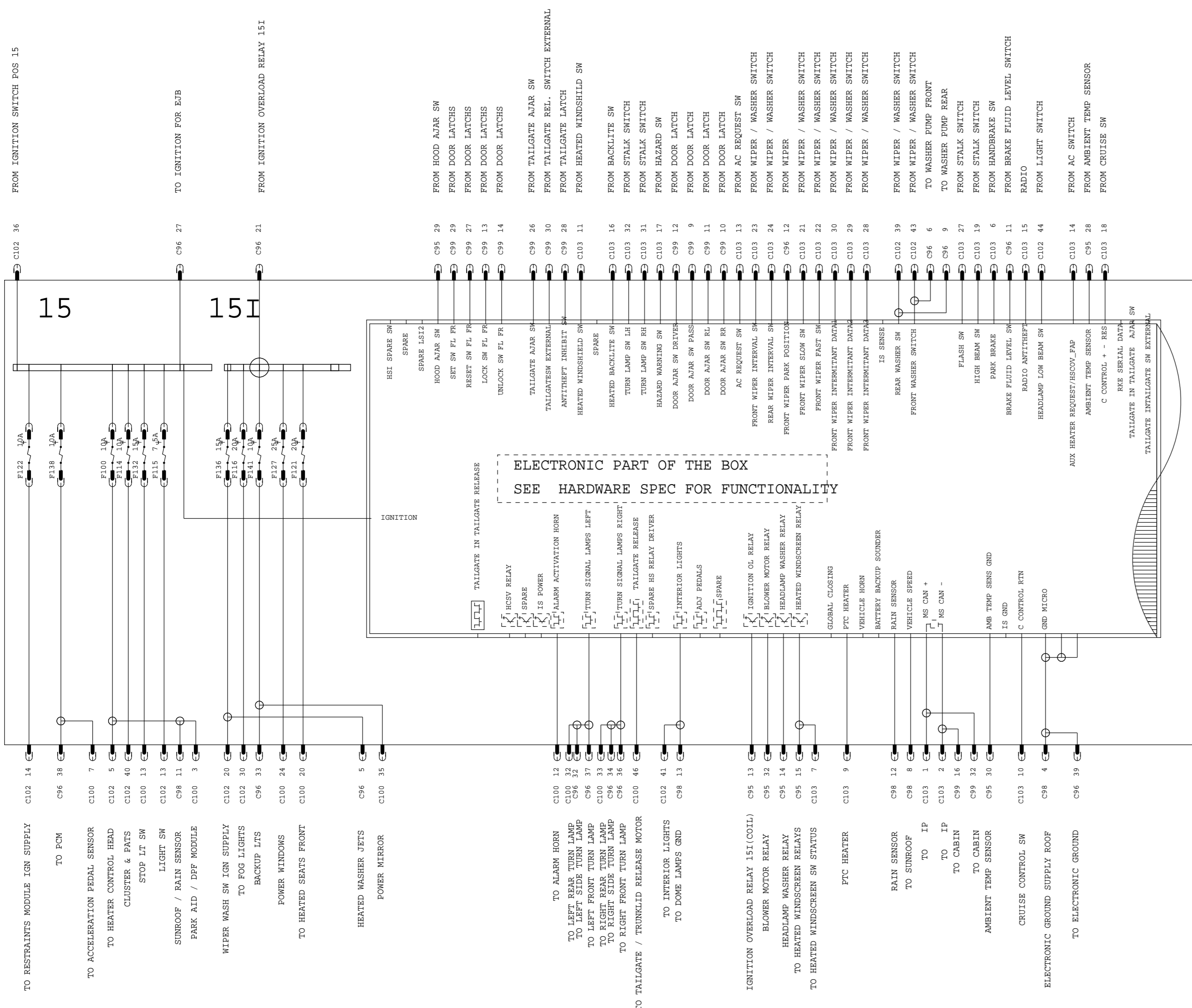
NOTE4: R25 IS A DOUBLE RELAY
1/2 OF R25 WILL BE USED FOR DD & FF UNLOCK
1/2 OF R25 IS NOT USED (SPARE)

VEHICLE PROGRAM: MY 2010 C307
POWER DISTRIBUTION
REVISION:01 REVISION DATE:210909
REFERENCE EE00-E-12277984-000

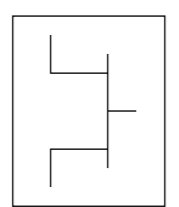
PART MUST COMPLY WITH MATERIAL SPECIFICATION WSS-M99P9999-A1 TO HELP SAFEGUARD HEALTH, SAFETY AND THE ENVIRONMENT.

DRAFTED IN ACCORDANCE WITH FAO ENGINEERING DRAFTING STANDARD CURRENT AT INITIAL RELEASE DRWG STATUS: SIZE: A2

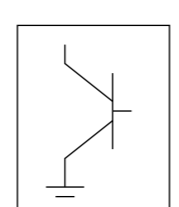
CAD TYPE	CAD LOC.	CAD FILE:	PH8M5T-70011-CD	DATA IS MASTER
OPER. NO.	UNIT	DRAWING	PH8M5T-70000-AD	
DESIGN	DETAIL	TITLE: SHMTC CONFIRURATION CONTR	SHT 6	
VYUEKSEL	VYUEKSEL	<PASSENGER JUNCTION BOX, PJB>	OF 132	
CHECKED	SAFETY	<LOW>	RH	
NSAHINTU		PART2	SHOWN	
SCALE	START DATE	DIVISION: EESE		
01	100901	PLANT		Ford



= FET HALF BRIDGE



= FET



= RELAY DRIVER or SMALL CURRENT DEVICE

NOTES

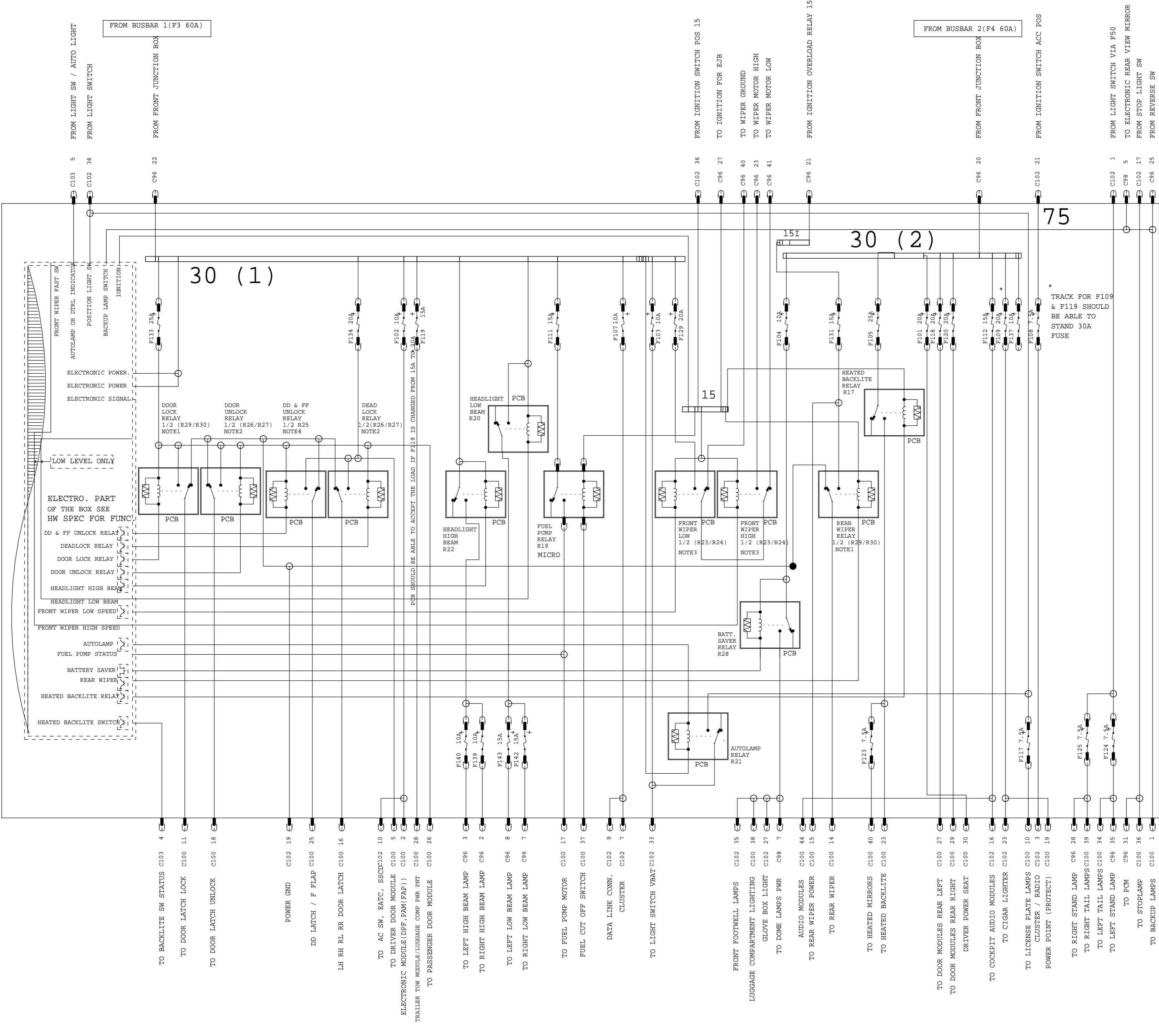
- 1 WHERE PINS, FUSES AND RELAYS ARE SHOWN AS SPARE OR PROTECTED THESE NEED TO BE POPULATED DURING PROTOTYPE PHASE AND REMOVED FOR PRODUCTION - THE TRACKS IN THE PCB WILL REMAIN FOR FUTURE USE
- 2 SPARE CAPACITY SHOULD NOT BE TAKEN INTO ACCOUNT FOR COSTING
- 3 THE PJB NEEDS TO BE TESTED WITH MAXIMUM FUNCTIONALITY

CONNECTOR DETAILS

FRONT - 2	C95	32 WAY	3M5T-14489-AR*	GREEN
FRONT - 1	C96	41 WAY	3M5T-14489-ZR*	GREEN
ROOF - 1	C98	14 WAY	98AG-14489-TM*	BLACK
FLOOR - 2	C99	32 WAY	3M5T-14489-BP*	BROWN
FLOOR - 1	C100	46 WAY	3M5T-14489-ZV*	BROWN
COCKPIT - 1	C102	46 WAY	3M5T-14489-ZX*	BLUE
COCKPIT - 2	C103	32 WAY	3M5T-14489-AP*	BLUE
BOX NUMBER		LOW	3M5T-14A073-B*	WHITE

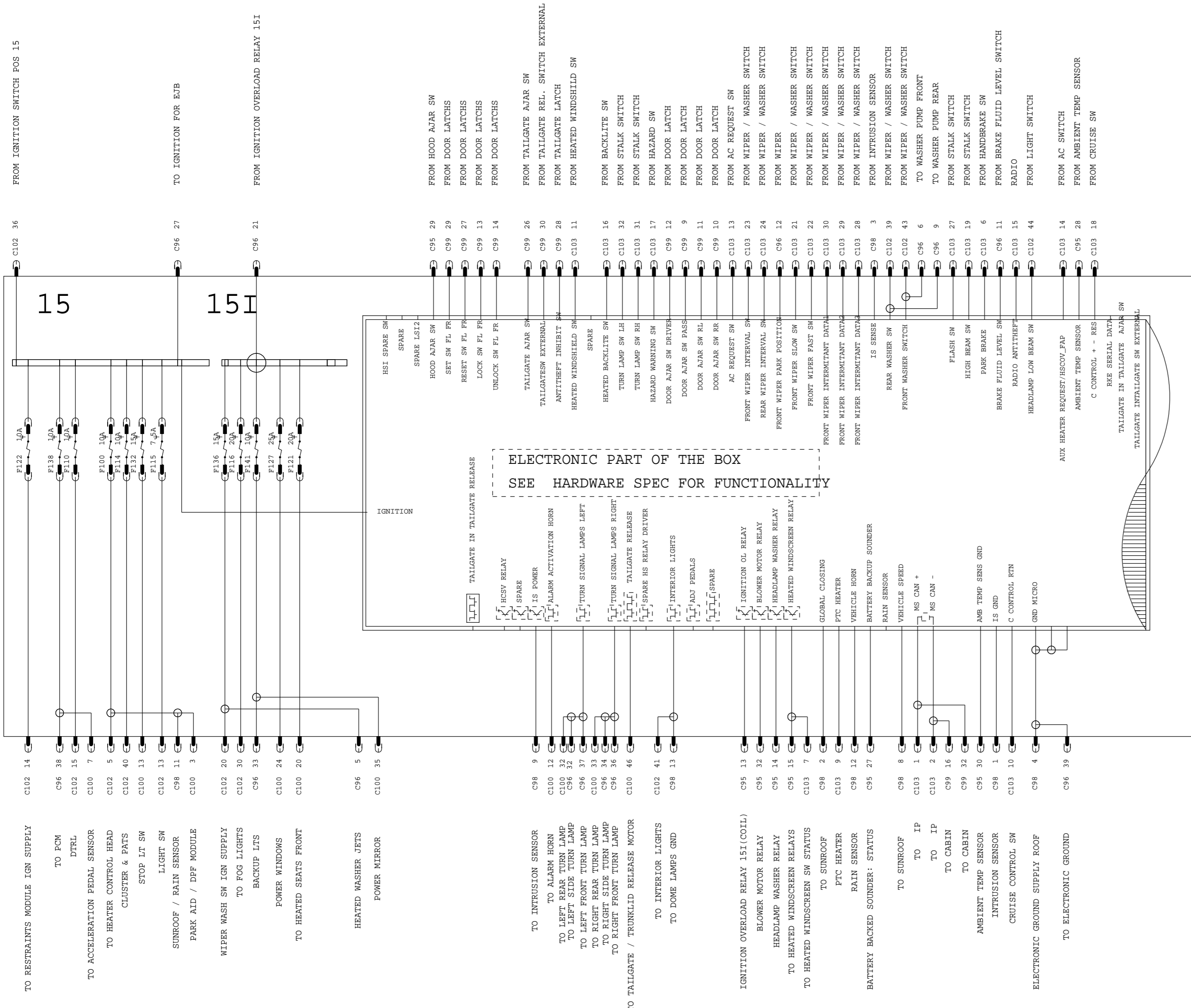
VEHICLE PROGRAM: MY 2010 C307		POWER DISTRIBUTION	
REVISION:01		REVISION DATE:210909	
REFERENCE EE00-E-12277984-000			
PART MUST COMPLY WITH MATERIAL SPECIFICATION WSS-M99P9999-A1 TO HELP SAFEGUARD HEALTH, SAFETY AND THE ENVIRONMENT.			
DRAFTED IN ACCORDANCE WITH FAO ENGINEERING DRAFTING STANDARD CURRENT AT INITIAL RELEASE		DRWG STATUS: SIZE: A2	
CAD TYPE: X	CAD LOC: CADLOC	CAD FILE: PH8M5T-70011-DD	DATA IS MASTER
OPER.NO.	UNIT	DRAWING PH8M5T-70000-AD	
DESIGN VYUEKSEL	DETAIL VYUEKSEL	TITLESHTMTC CONFIRURATION CONTR <PASSENGER JUNCTION BOX, PJB> <MID1>	SHT 7 OF 132
CHECKED NSAHINTU	SAFETY	PART1	RH SHOWN
SCALE 01	START DATE 100901	DIVISION: EESE	PLANT
			Ford

MY 2010 C307 PASSENGER JUNCTION BOX(PART2) VERSION 7.4 C1 C*BOX



- NOTE1: R29 /R30 IS A DOUBLE RELAY
1/2 OF R29 /R30 WILL BE USED FOR CENTRAL LOCK
1/2 OF R29 /R30 WILL BE USED FOR REAR WIPER
- NOTE2: R26 /R27 IS A DOUBLE RELAY
1/2 OF R26 /R27 WILL BE USED FOR CENTRAL UNLOCK
1/2 OF R26 /R27 WILL BE USED FOR DEAD LOCK
- NOTE3: R23 /R24 IS A DOUBLE RELAY
1/2 OF R23 /R24 WILL BE USED FOR FRONT WIPER LOW SPEED
1/2 OF R23 /R24 WILL BE USED FOR FRONT WIPER HIGH SPEED
- NOTE4: R25 IS A DOUBLE RELAY
1/2 OF R25 WILL BE USED FOR DD & FF UNLOCK
1/2 OF R25 IS NOT USED (SPARE)

VEHICLE PROGRAM: MY 2010 C307		POWER DISTRIBUTION	
REVISION:01		REVISION DATE:210909	
REFERENCE		EE00-E-12277984-000	
PART MUST COMPLY WITH MATERIAL SPECIFICATION WSS-M99P9999-A1 TO HELP SAFEGUARD HEALTH, SAFETY AND THE ENVIRONMENT.			
DRAFTED IN ACCORDANCE WITH FAO ENGINEERING DRAFTING STANDARD CURRENT AT INITIAL RELEASE		DRWG STATUS: SIZE: A2	
CAD TYPE	CAD LOC.	CAD FILE:	PH8M5T-70011-ED
X	CADLOC		DATA IS MASTER
OPER. NO.	UNIT	DRAWING	PH8M5T-70000-AD
DESIGN	DETAIL	TITLE:SHMTC CONFIRURATION CONTR	SHT 8
VYUEKSEL	VYUEKSEL	<PASSENGER JUNCTION BOX, PJB>	OF 132
CHECKED	SAFETY	<MID1>	RH
NSAHINTU		PART2	SHOWN
SCALE	START DATE	DIVISION: EESE	Ford
01	100901	PLANT	



TO RESTRAINTS MODULE IGN SUPPLY

TO PCM DTFL

TO ACCELERATION PEDAL SENSOR

TO HEATER CONTROL HEAD CLUSTER & PATS STOP LT SW

LIGHT SW

SUNROOF / RAIN SENSOR

PARK AID / DPF MODULE

WIPER WASH SW IGN SUPPLY

TO FOG LIGHTS BACKUP LTS

POWER WINDOWS

TO HEATED SEATS FRONT

HEATED WASHER JETYS

POWER MIRROR

TO INTRUSION SENSOR

TO ALARM HORN

TO LEFT REAR TURN LAMP

TO LEFT SIDE TURN LAMP

TO LEFT FRONT TURN LAMP

TO RIGHT REAR TURN LAMP

TO RIGHT SIDE TURN LAMP

TO RIGHT FRONT TURN LAMP

TO TRUNKLID RELEASE MOTOR

TO INTERIOR LIGHTS

TO DOME LAMPS GND

IGNITION OVERLOAD RELAY 15I(COIL)

BLOWER MOTOR RELAY

HEADLAMP WASHER RELAY

TO HEATED WINDSCREEN RELAYS

TO HEATED WINDSCREEN SW STATUS

TO SUNROOF

PTC HEATER

RAIN SENSOR

BATTERY BACKED SOUNDER: STATUS

TO SUNROOF

TO IP

TO IP

TO CABIN

TO CABIN

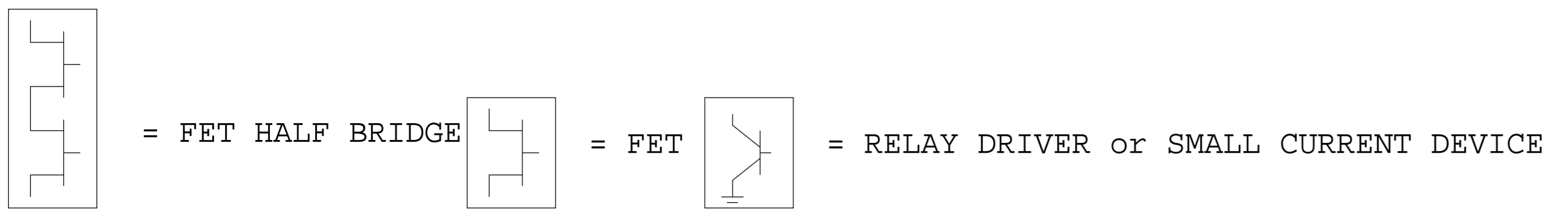
AMBIENT TEMP SENSOR

INTRUSION SENSOR

CRUISE CONTROL SW

ELECTRONIC GROUND SUPPLY ROOF

TO ELECTRONIC GROUND



NOTES

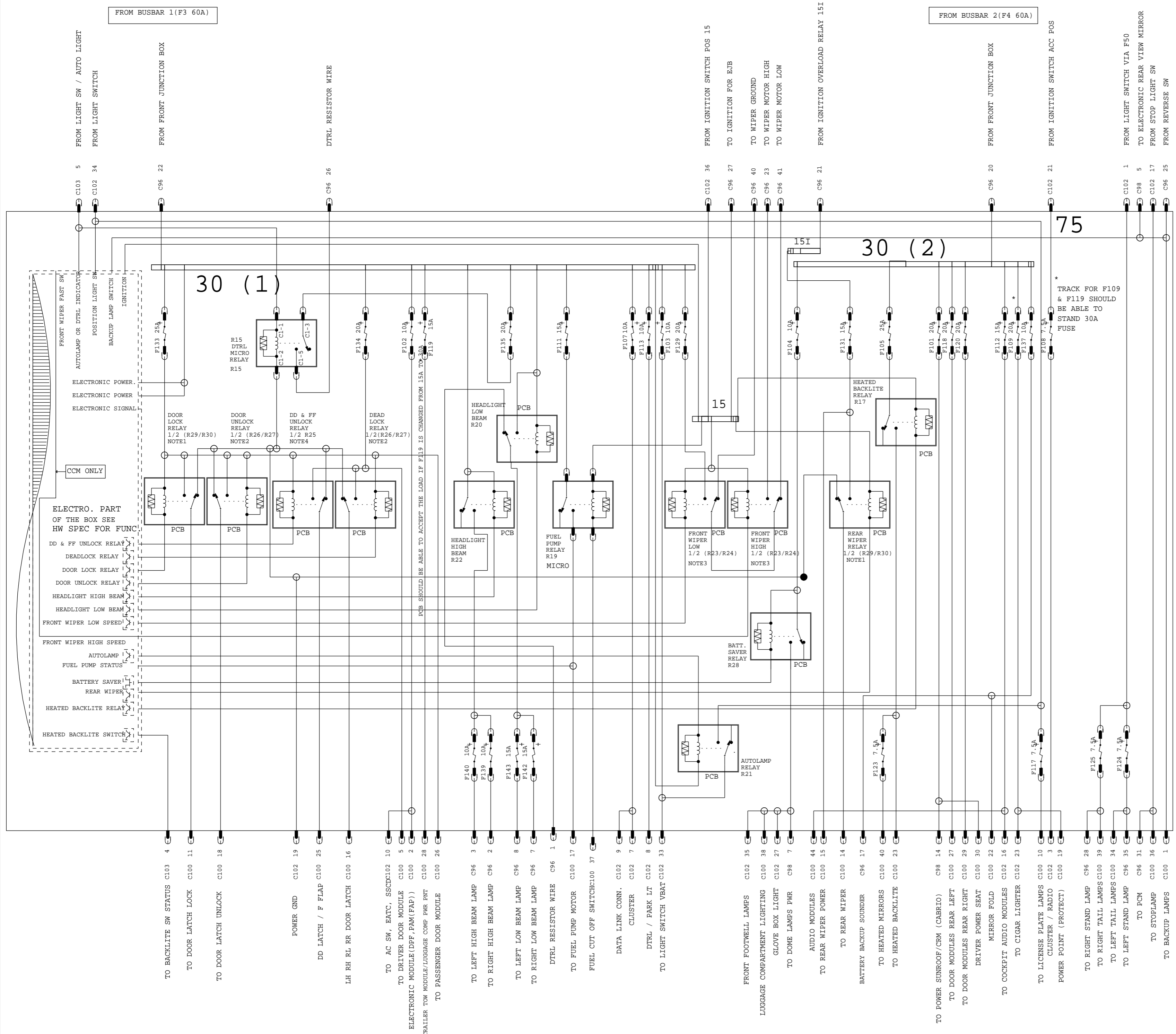
- 1 WHERE PINS, FUSES AND RELAYS ARE SHOWN AS SPARE OR PROTECTED THESE NEED TO BE POPULATED DURING PROTOTYPE PHASE AND REMOVED FOR PRODUCTION - THE TRACKS IN THE PCB WILL REMAIN FOR FUTURE USE
- 2 SPARE CAPACITY SHOULD NOT BE TAKEN INTO ACCOUNT FOR COSTING
- 3 THE PJB NEEDS TO BE TESTED WITH MAXIMUM FUNCTIONALITY

CONNECTOR DETAILS

FRONT - 2	C95	32 WAY	3M5T-14489-AR*	GREEN
FRONT - 1	C96	41 WAY	3M5T-14489-ZR*	GREEN
ROOF - 1	C98	14 WAY	98AG-14489-TM*	BLACK
FLOOR - 2	C99	32 WAY	3M5T-14489-BP*	BROWN
FLOOR - 1	C100	46 WAY	3M5T-14489-ZV*	BROWN
COCKPIT - 1	C102	46 WAY	3M5T-14489-ZX*	BLUE
COCKPIT - 2	C103	32 WAY	3M5T-14489-AP*	BLUE
BOX NUMBER		LOW	3M5T-14A073-B*	WHITE

VEHICLE PROGRAM: MY 2010 C307		POWER DISTRIBUTION	
REVISION:01		REVISION DATE:210909	
REFERENCE EE00-E-12277984-000			
PART MUST COMPLY WITH MATERIAL SPECIFICATION WSS-M99P9999-A1 TO HELP SAFEGUARD HEALTH, SAFETY AND THE ENVIRONMENT.			
DRAFTED IN ACCORDANCE WITH FAO ENGINEERING DRAFTING STANDARD CURRENT AT INITIAL RELEASE		DRWG STATUS: SIZE: A2	
CAD TYPE: X	CAD LOC: CADLOC	CAD FILE: PH8M5T-70011-FD	DATA IS MASTER
OPER.NO.	UNIT	DRAWING PH8M5T-70000-AD	
DESIGN: VYUEKSEL	DETAIL: VYUEKSEL	TITLESHMTC CONFIRURATION CONTR <PASSENGER JUNCTION BOX, PJB> <MID2>	SHT 9 OF 132
CHECKED: NSAHINTU	SAFETY	PART1	RH SHOWN
SCALE: 01	START DATE: 100901	DIVISION: EESE	Ford
		PLANT	

MY 2010 C307 PASSENGER JUNCTION BOX(PART2) VERSION 7.4 C1 D* BOX



NOTE1: R29 /R30 IS A DOUBLE RELAY
 1/2 OF R29 /R30 WILL BE USED FOR CENTRAL LOCK
 1/2 OF R29 /R30 WILL BE USED FOR REAR WIPER

NOTE3: R23 /R24 IS A DOUBLE RELAY
 1/2 OF R23 /R24 WILL BE USED FOR FRONT WIPER LOW SPEED
 1/2 OF R23 /R24 WILL BE USED FOR FRONT WIPER HIGH SPEED

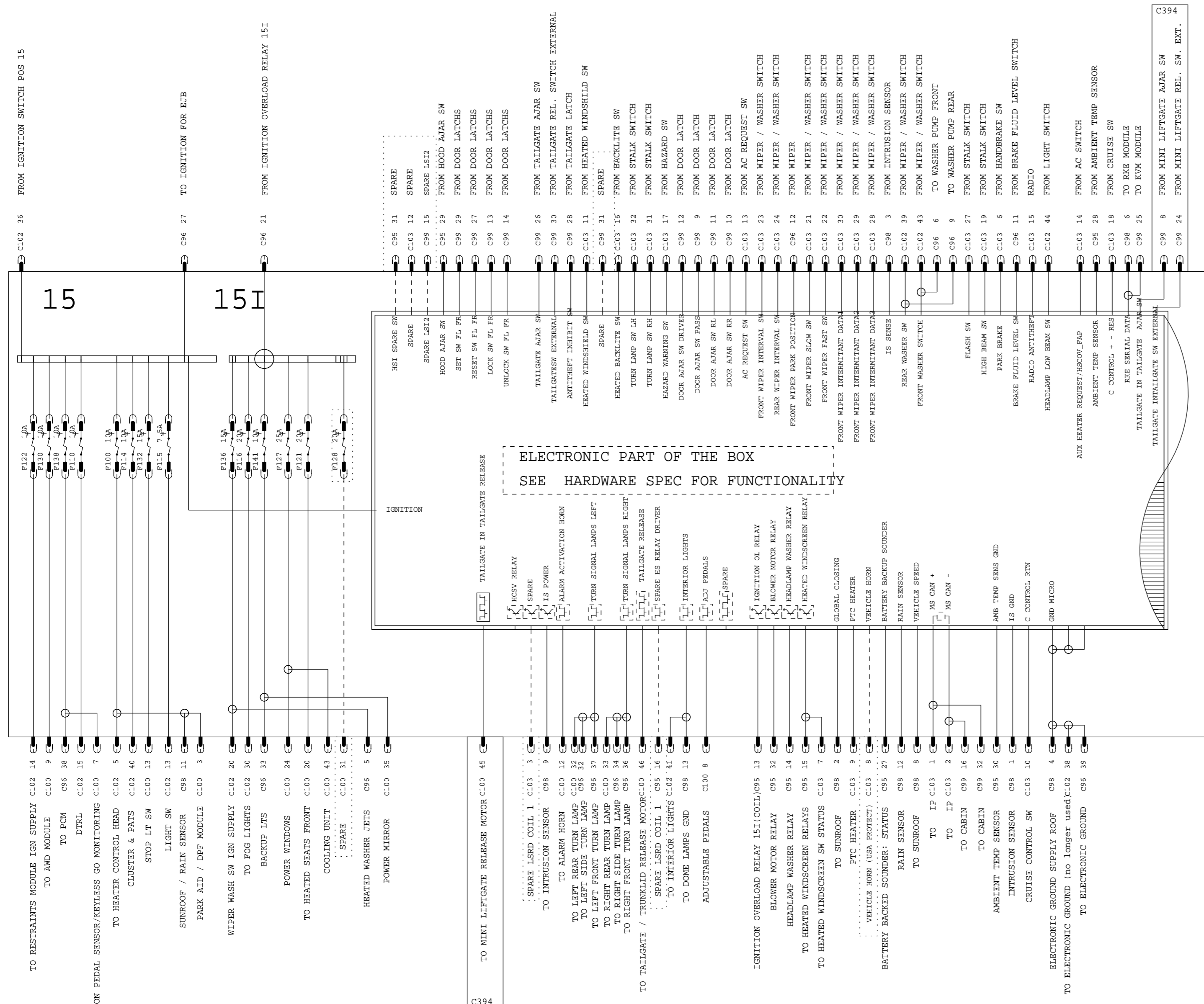
NOTE4: R25 IS A DOUBLE RELAY
 1/2 OF R25 WILL BE USED FOR DD & FF UNLOCK
 1/2 OF R25 IS NOT USED (SPARE)

VEHICLE PROGRAM: MY 2010 C307
 POWER DISTRIBUTION
 REVISION:01 REVISION DATE:210909
 REFERENCE EE00-E-12277984-000

PART MUST COMPLY WITH MATERIAL SPECIFICATION WSS-M99P9999-A1
 TO HELP SAFEGUARD HEALTH, SAFETY AND THE ENVIRONMENT.

DRAFTED IN ACCORDANCE WITH FAO ENGINEERING DRAFTING STANDARD CURRENT AT INITIAL RELEASE DRWG STATUS: SIZE: A2

CAD TYPE	CAD LOC.	CAD FILE:	PH8M5T-70011-GD	DATA IS MASTER
OPER. NO.	UNIT	DRAWING	PH8M5T-70000-AD	
DESIGN	DETAIL	TITLE: SHMTC CONFIRURATION CONTR	SHT 10	
VYUEKSEL	VYUEKSEL	<PASSENGER JUNCTION BOX, PJB>	OF 132	
CHECKED	SAFETY	<MID2>	RH	
NSAHINTU		PART2	SHOWN	
SCALE	START DATE	DIVISION: EESE		
01	100901	PLANT		Ford



NOTE: MINI LIFTGATE FEATURE WILL BE ADDED FOR C394 BOXES ONLY

NOTES

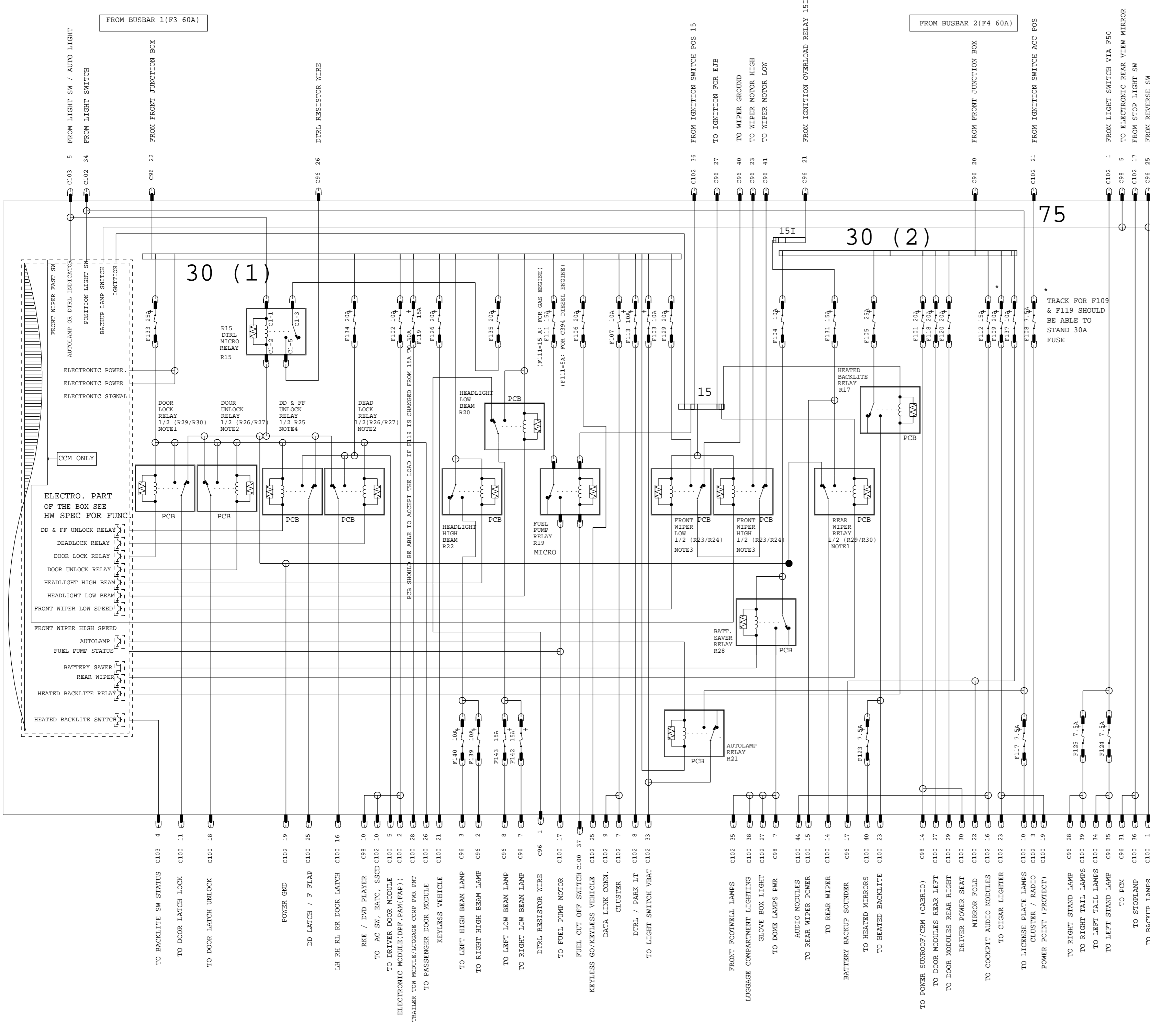
- 1 WHERE PINS, FUSES AND RELAYS ARE SHOWN AS SPARE OR PROTECTED THESE NEED TO BE POPULATED DURING PROTOTYPE PHASE AND REMOVED FOR PRODUCTION - THE TRACKS IN THE PCB WILL REMAIN FOR FUTURE USE
- 2 SPARE CAPACITY SHOULD NOT BE TAKEN INTO ACCOUNT FOR COSTING
- 3 THE PJB NEEDS TO BE TESTED WITH MAXIMUM FUNCTIONALITY

THE DOTTED INPUTS / OUTPUTS ARE POPULATED DURING DEVELOPMENT PHASE AND MUST BE DEPOPULATED FOR J#1

CONNECTOR DETAILS

FRONT - 2	C95	32 WAY	3M5T-14489-AR*	GREEN
FRONT - 1	C96	41 WAY	3M5T-14489-ZR*	GREEN
ROOF - 1	C98	14 WAY	98AG-14489-TM*	BLACK
FLOOR - 2	C99	32 WAY	3M5T-14489-BP*	BROWN
FLOOR - 1	C100	46 WAY	3M5T-14489-ZV*	BROWN
COCKPIT - 1	C102	46 WAY	3M5T-14489-ZX*	BLUE
COCKPIT - 2	C103	32 WAY	3M5T-14489-AP*	BLUE
BOX NUMBER		LOW	3M5T-14A073-B*	WHITE

VEHICLE PROGRAM: MY 2010 C307		POWER DISTRIBUTION	
REVISION:01		REVISION DATE:210909	
REFERENCE EE00-E-12277984-000			
PART MUST COMPLY WITH MATERIAL SPECIFICATION WSS-M99P9999-A1 TO HELP SAFEGUARD HEALTH, SAFETY AND THE ENVIRONMENT.			
DRAFTED IN ACCORDANCE WITH FAO ENGINEERING DRAFTING STANDARD CURRENT AT INITIAL RELEASE		DRWG STATUS: SIZE: A2	
CAD TYPE: X	CAD LOC: CADLOC	CAD FILE: PH8M5T-70011-HD	DATA IS MASTER
OPER.NO.	UNIT	DRAWING PH8M5T-70000-AD	
DESIGN	DETAIL	TITLESHTMTC CONFIRURATION CONTR	SHT 11
VYUEKSEL	VYUEKSEL	<PASSENGER JUNCTION BOX, PJB>	OF 132
CHECKED	SAFETY	<HIGH>	RH
NSAHINTU		PART1	SHOWN
SCALE	START DATE	DIVISION: EESE	Ford
01	100901	PLANT	



75

30 (2)

30 (1)

THE DOTTED INPUTS / OUTPUTS ARE POPULATED DURING DEVELOPMENT PHASE AND MUST BE DEPOPULATED FOR J#1

NOTE1: R29 /R30 IS A DOUBLE RELAY
1/2 OF R29 /R30 WILL BE USED FOR CENTRAL LOCK
1/2 OF R29 /R30 WILL BE USED FOR REAR WIPER

NOTE2: R26 /R27 IS A DOUBLE RELAY
1/2 OF R26 /R27 WILL BE USED FOR CENTRAL UNLOCK
1/2 OF R26 /R27 WILL BE USED FOR DEAD LOCK

NOTE3: R23 /R24 IS A DOUBLE RELAY
1/2 OF R23 /R24 WILL BE USED FOR FRONT WIPER LOW SPEED
1/2 OF R23 /R24 WILL BE USED FOR FRONT WIPER HIGH SPEED

NOTE4: R25 IS A DOUBLE RELAY
1/2 OF R25 WILL BE USED FOR DD & FF UNLOCK
1/2 OF R25 IS NOT USED (SPARE)

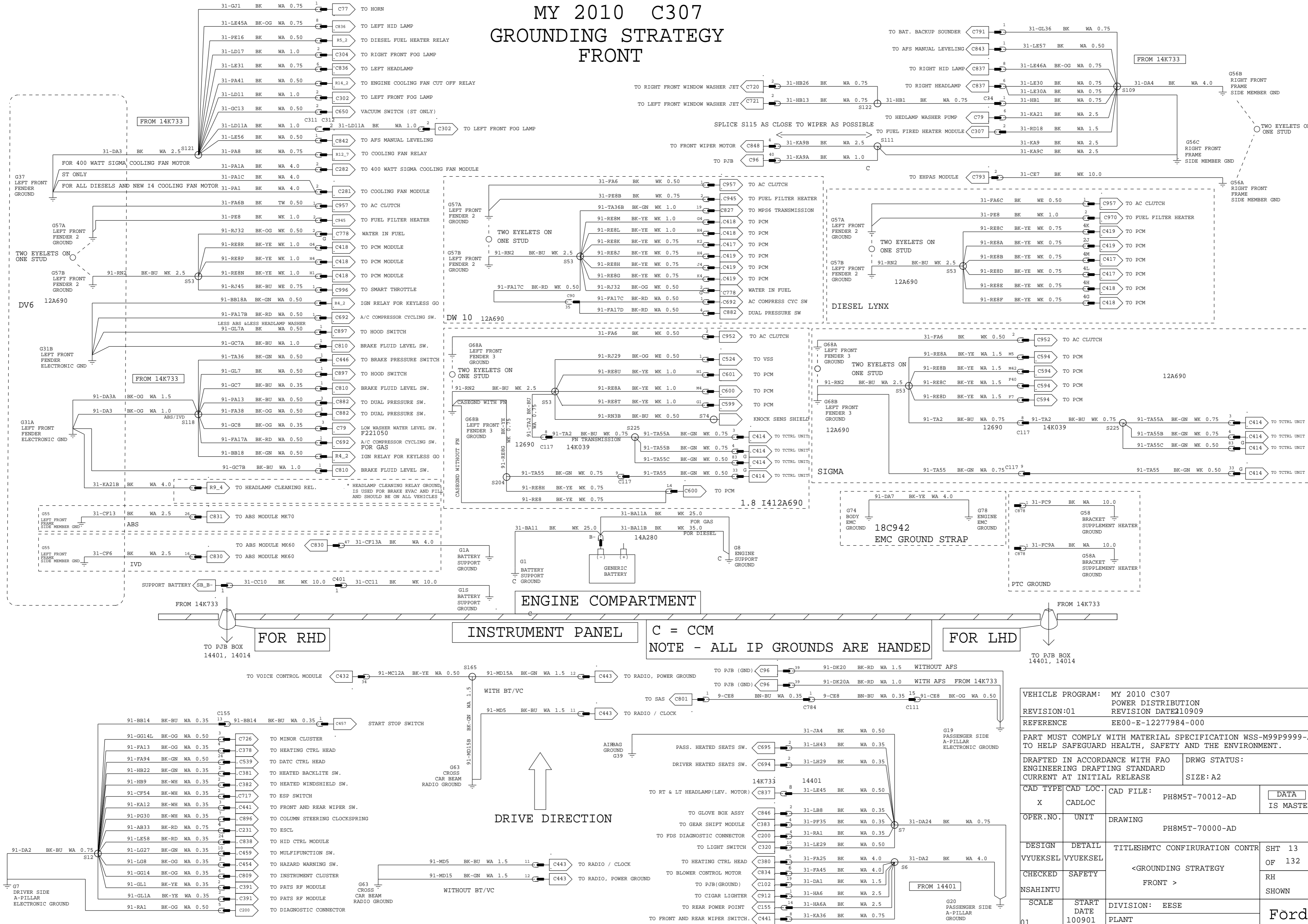
VEHICLE PROGRAM: MY 2010 C307
POWER DISTRIBUTION
REVISION:01 REVISION DATE:210909
REFERENCE EE00-E-12277984-000

PART MUST COMPLY WITH MATERIAL SPECIFICATION WSS-M99P9999-A1 TO HELP SAFEGUARD HEALTH, SAFETY AND THE ENVIRONMENT.

DRAFTED IN ACCORDANCE WITH FAO ENGINEERING DRAFTING STANDARD CURRENT AT INITIAL RELEASE DRWG STATUS: SIZE: A2

CAD TYPE	CAD LOC.	CAD FILE:	PH8M5T-70011-ID	DATA IS MASTER
OPER. NO.	UNIT	DRAWING	PH8M5T-70000-AD	
DESIGN	DETAIL	TITLE: SHMTC CONFIRURATION CONTR	SHT 12	
VYUEKSEL	VYUEKSEL	<PASSENGER JUNCTION BOX, PJB>	OF 132	
CHECKED	SAFETY	<HIGH>	RH	
NSAHINTU		PART2	SHOWN	
SCALE	START DATE	DIVISION: EESE		
01	100901	PLANT		Ford

MY 2010 C307 GROUNDING STRATEGY FRONT



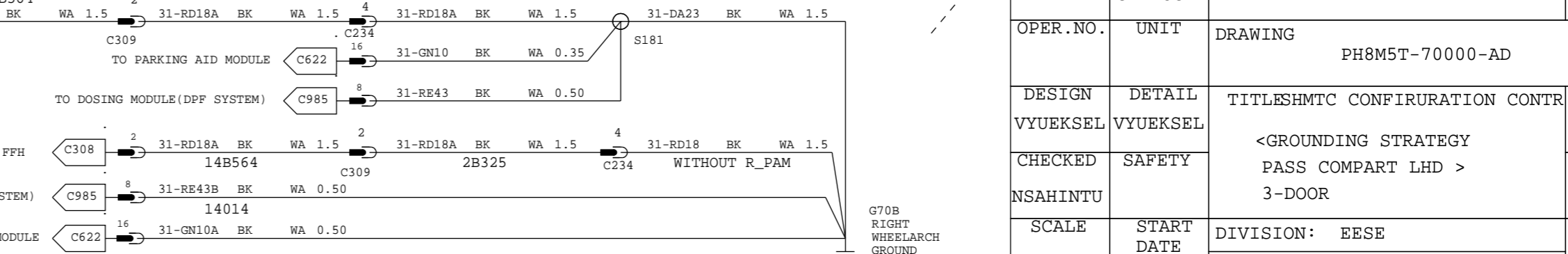
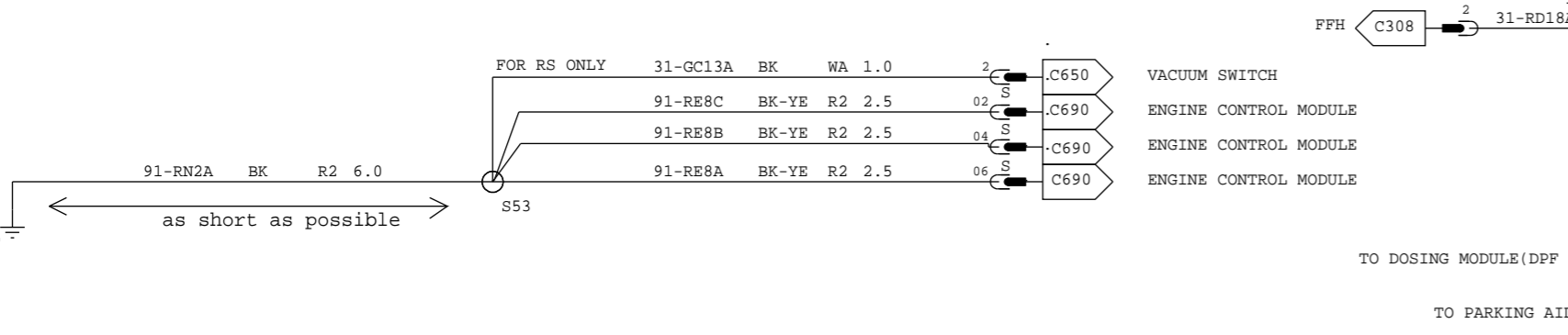
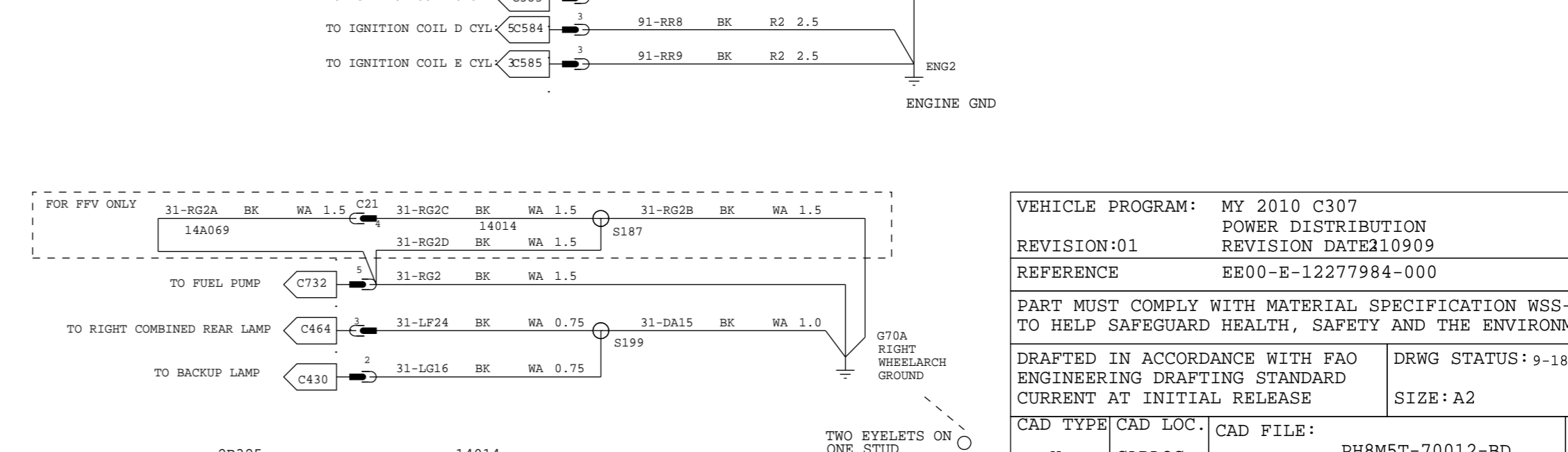
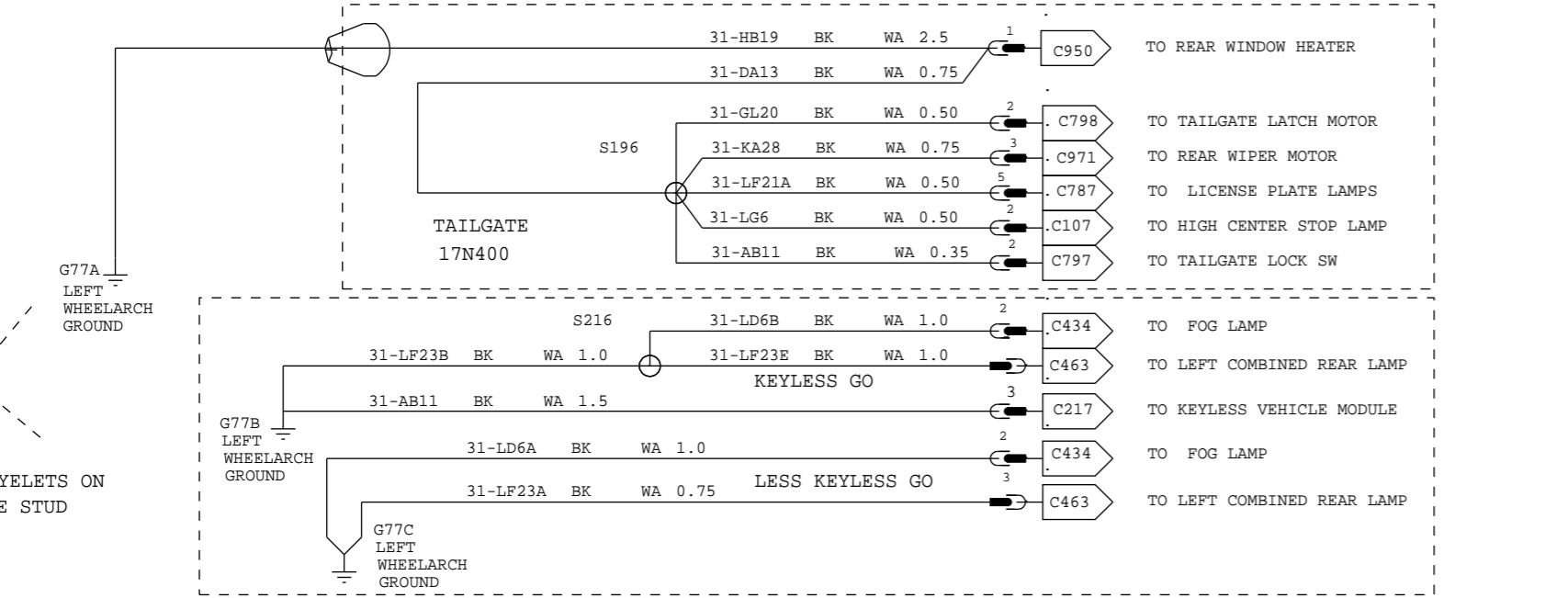
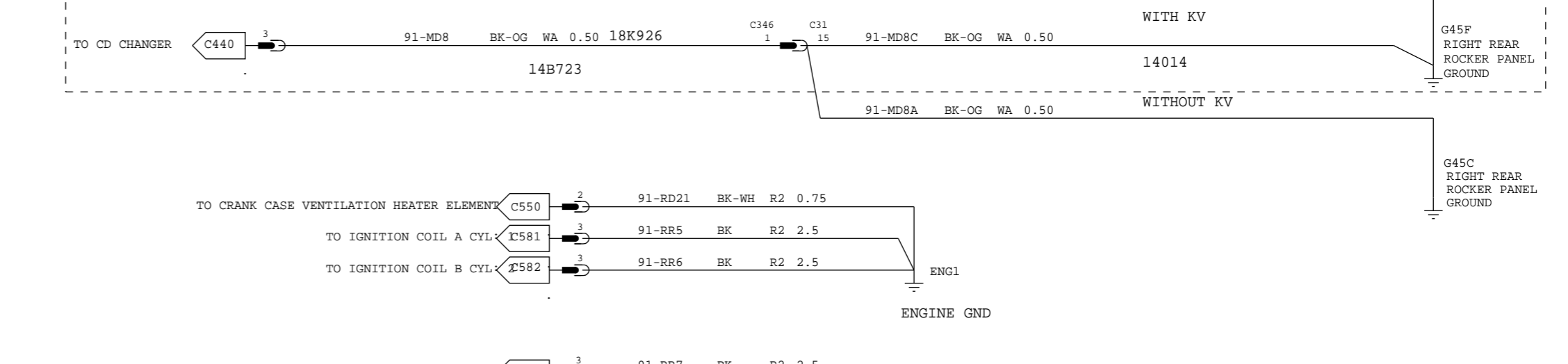
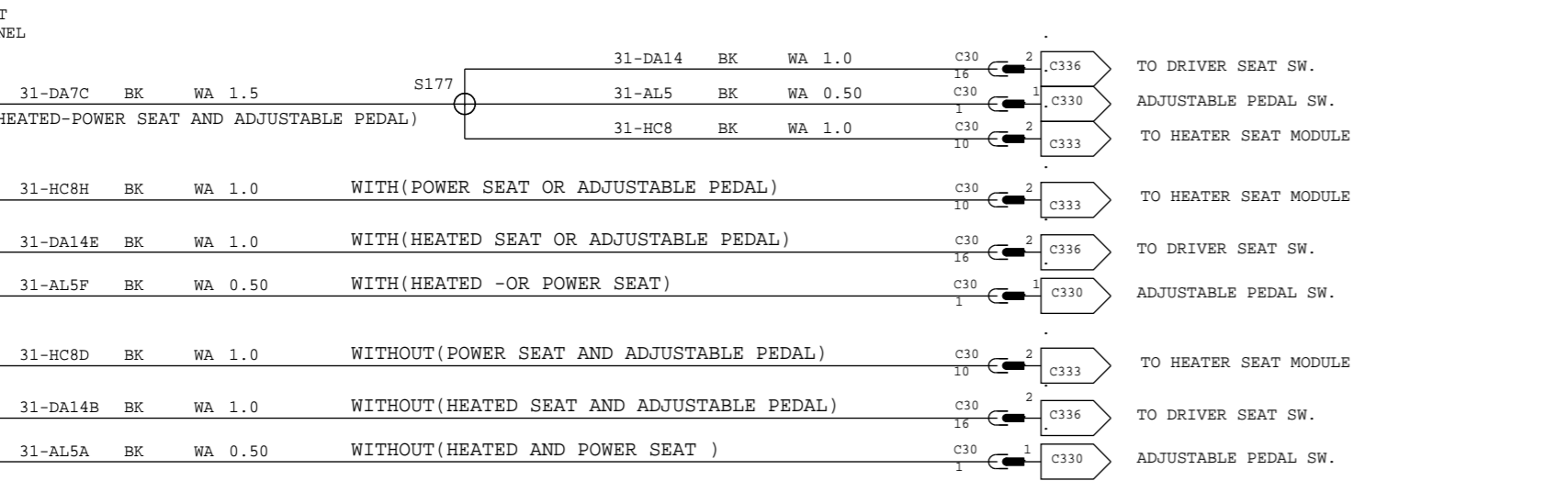
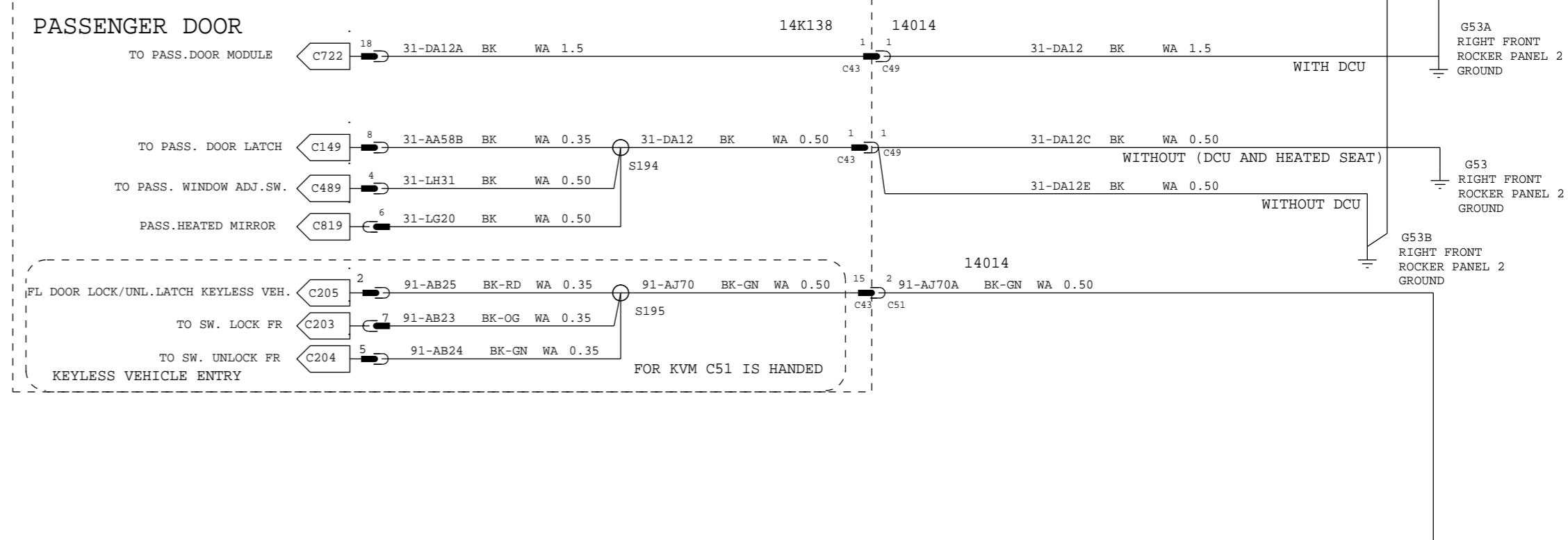
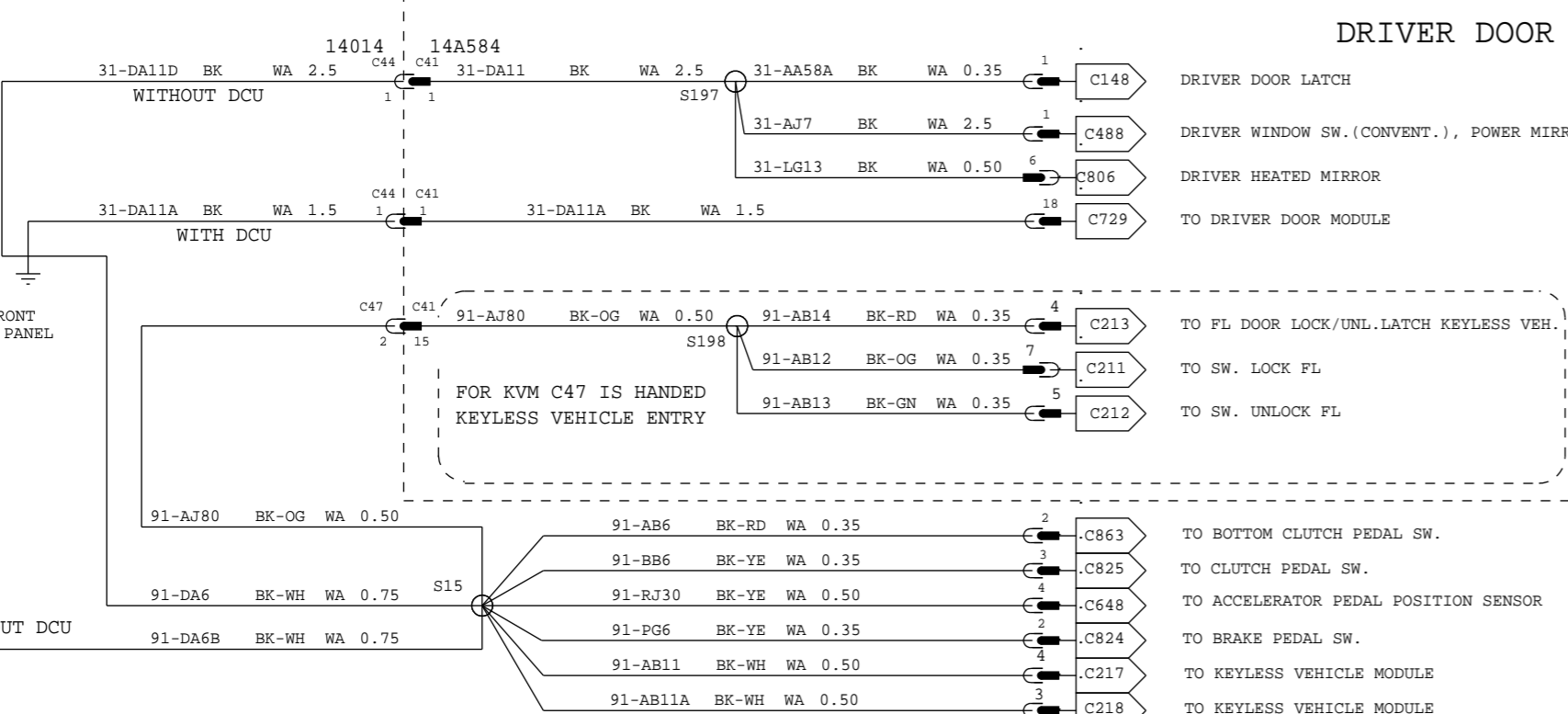

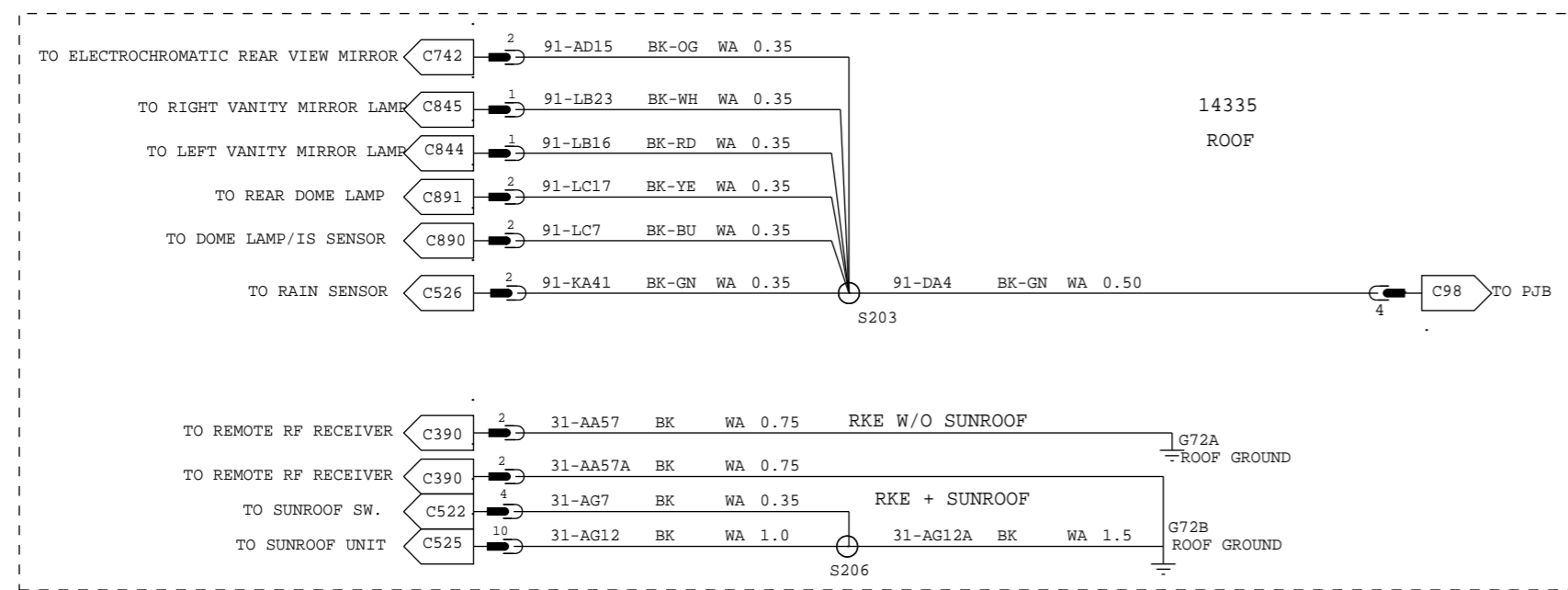
VEHICLE PROGRAM: MY 2010 C307
 REVISION:01
 REFERENCE: EE00-E-12277984-000
 PART MUST COMPLY WITH MATERIAL SPECIFICATION WSS-M99P9999-A1 TO HELP SAFEGUARD HEALTH, SAFETY AND THE ENVIRONMENT.
 DRAFTED IN ACCORDANCE WITH FAO ENGINEERING DRAFTING STANDARD CURRENT AT INITIAL RELEASE
 DRWG STATUS: SIZE: A2
 CAD TYPE: X
 CAD LOC: CADLOC
 CAD FILE: PH8M5T-70012-AD
 DATA IS MASTER
 OPER. NO.:
 UNIT: DRAWING: PH8M5T-70000-AD
 DESIGN: DETAIL
 TITLES: HMTIC CONFIRUGATION CONTR
 SHT 13 OF 132
 VYUEKSEL: VYUEKSEL
 <GROUNDING STRATEGY FRONT >
 CHECKED: SAFETY
 RH SHOWN
 NSAHINTU
 SCALE: 01
 START DATE: 100901
 DIVISION: EESE
 PLANT: Ford

91-BB14	BK-BU	WA 0.35	C155	13	91-BB14	BK-BU	WA 0.35	1	C457	START STOP SWITCH
91-GG14L	BK-OG	WA 0.50	C726	3						TO MINOR CLUSTER
91-FA13	BK-OG	WA 0.35	C378	2						TO HEATING CTRL HEAD
91-FA94	BK-GN	WA 0.50	C539	24						TO DATC CTRL HEAD
91-HB22	BK-GN	WA 0.35	C381	2						TO HEATED BACKLITE SW.
91-HB9	BK-WH	WA 0.35	C382	2						TO HEATED WINDSHIELD SW.
91-CP54	BK-WH	WA 0.35	C717	2						TO ESP SWITCH
91-KA12	BK-WH	WA 0.35	C441	2						TO FRONT AND REAR WIPER SW.
91-PG30	BK-WH	WA 0.35	C896	7						TO COLUMN STEERING CLOCKSPRING
91-AB33	BK-RD	WA 0.75	C231	24						TO ESCL
91-LE58	BK-RD	WA 0.35	C838	24						TO HID CTRL MODULE
91-LG27	BK-GN	WA 0.35	C459	10						TO MULTIFUNCTION SW.
91-LG8	BK-OG	WA 0.35	C454	6						TO HAZARD WARNING SW.
91-GG14	BK-OG	WA 0.35	C809	6						TO INSTRUMENT CLUSTER
91-GL1	BK-YE	WA 0.35	C391	2						TO PATS RF MODULE
91-GL1A	BK-YE	WA 0.35	C391	5						TO PATS RF MODULE
91-RA1	BK-OG	WA 0.50	C200	5						TO DIAGNOSTIC CONNECTOR

C = CCM
 NOTE - ALL IP GROUNDS ARE HANDED

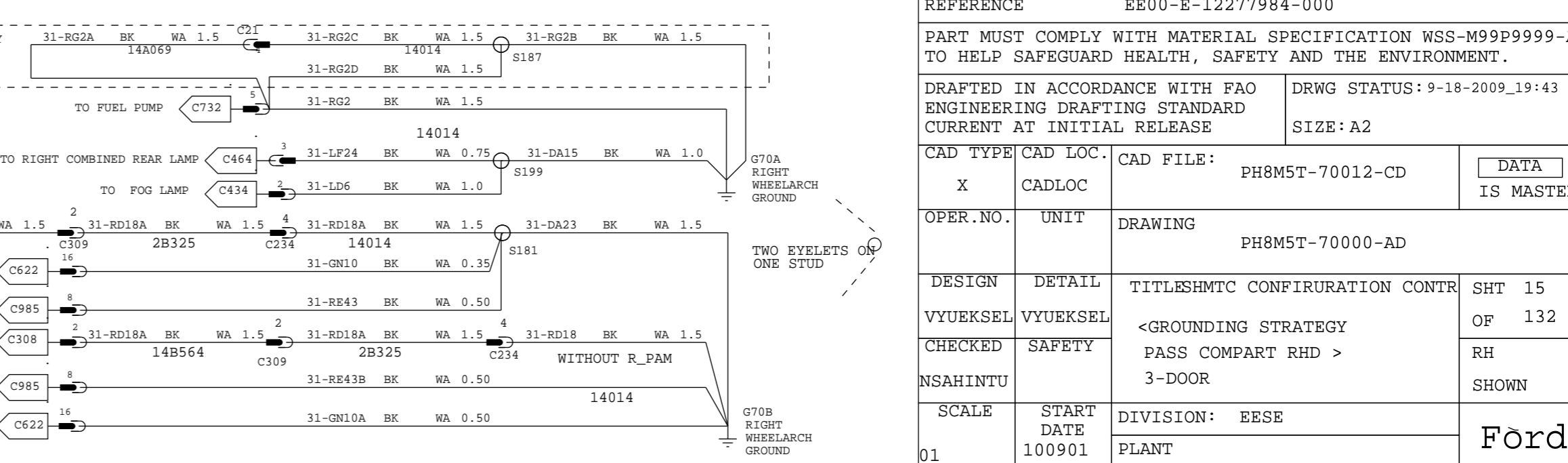
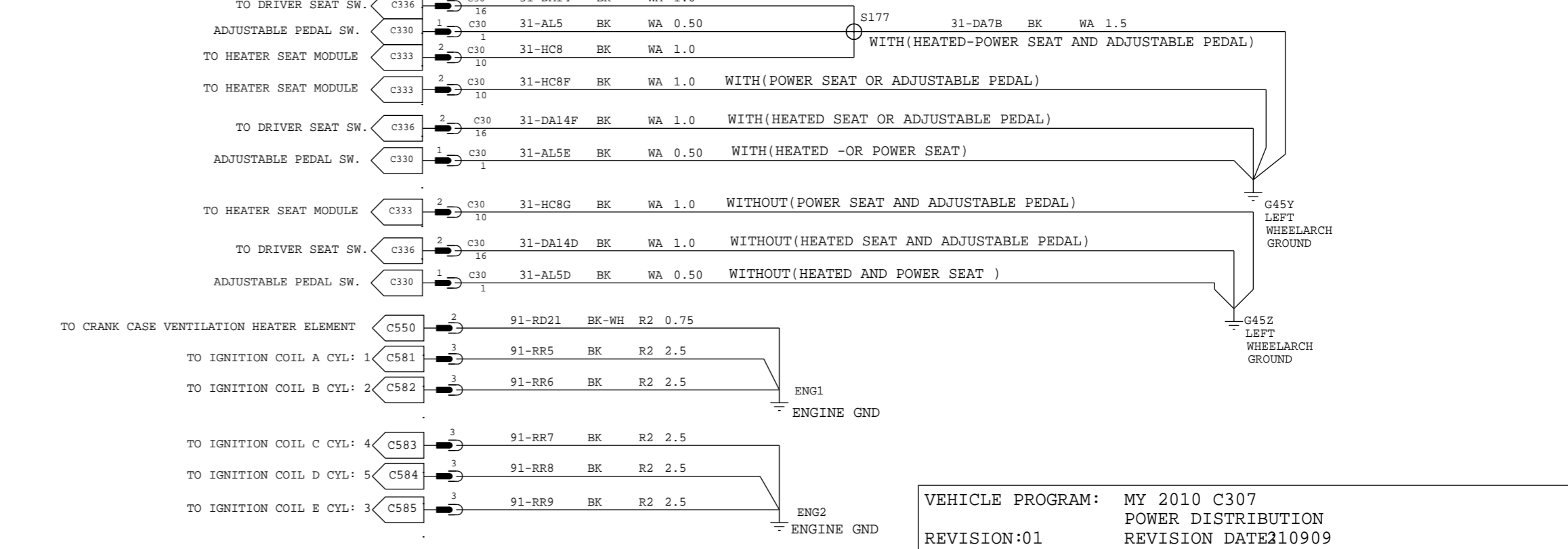
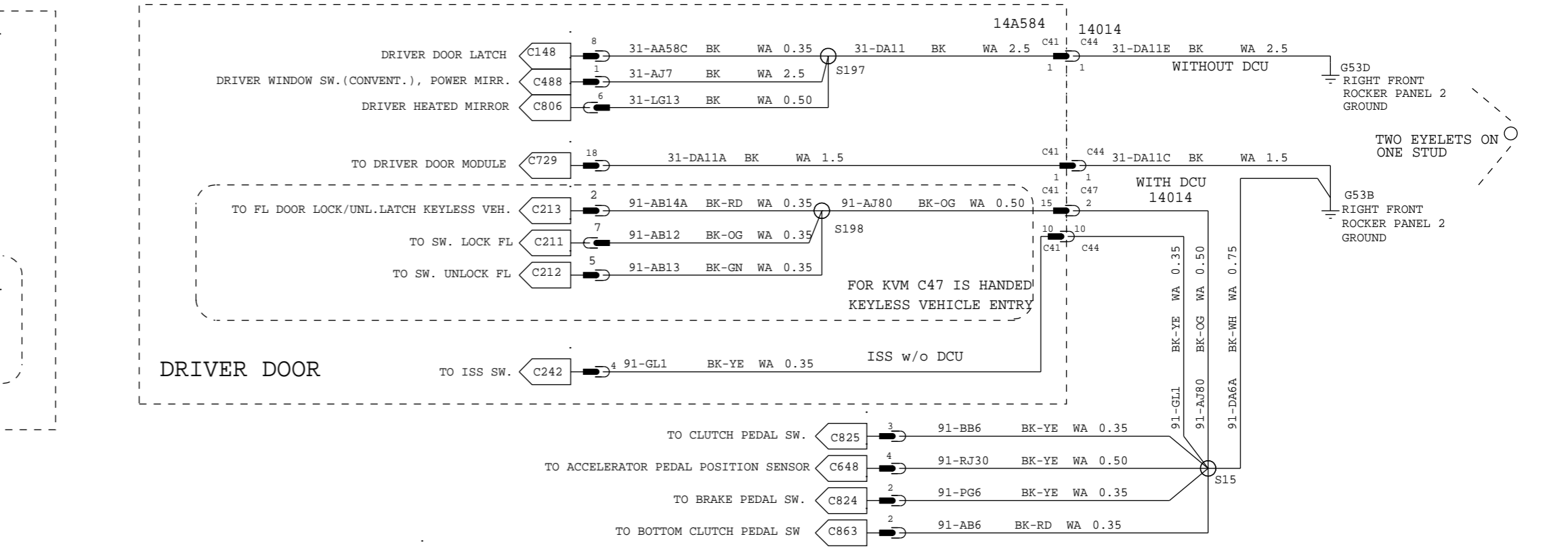
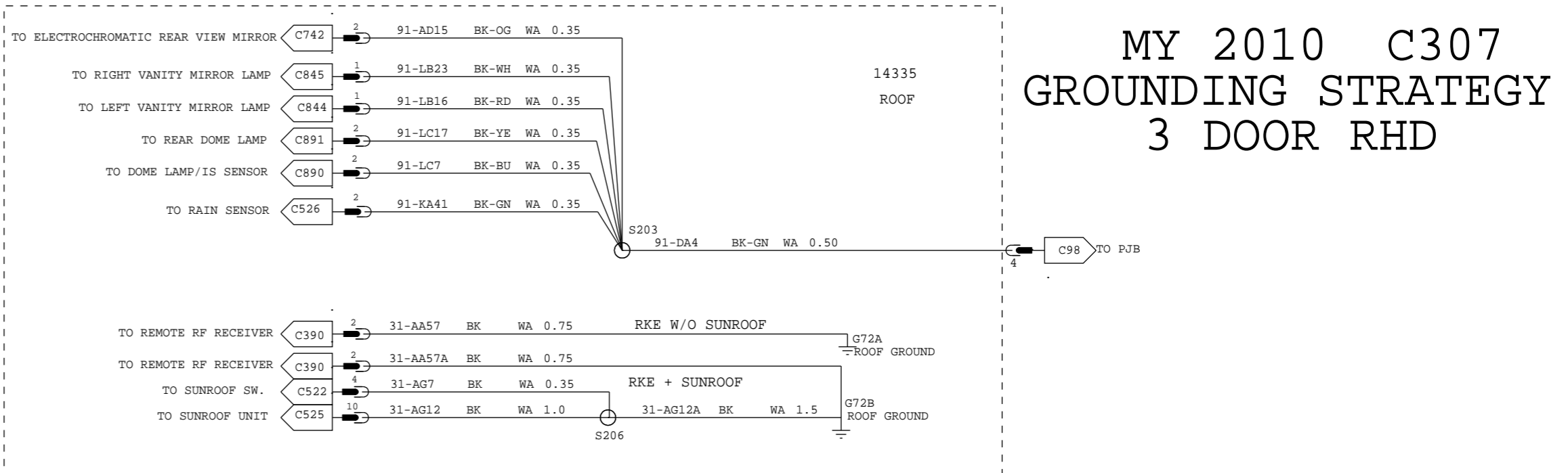
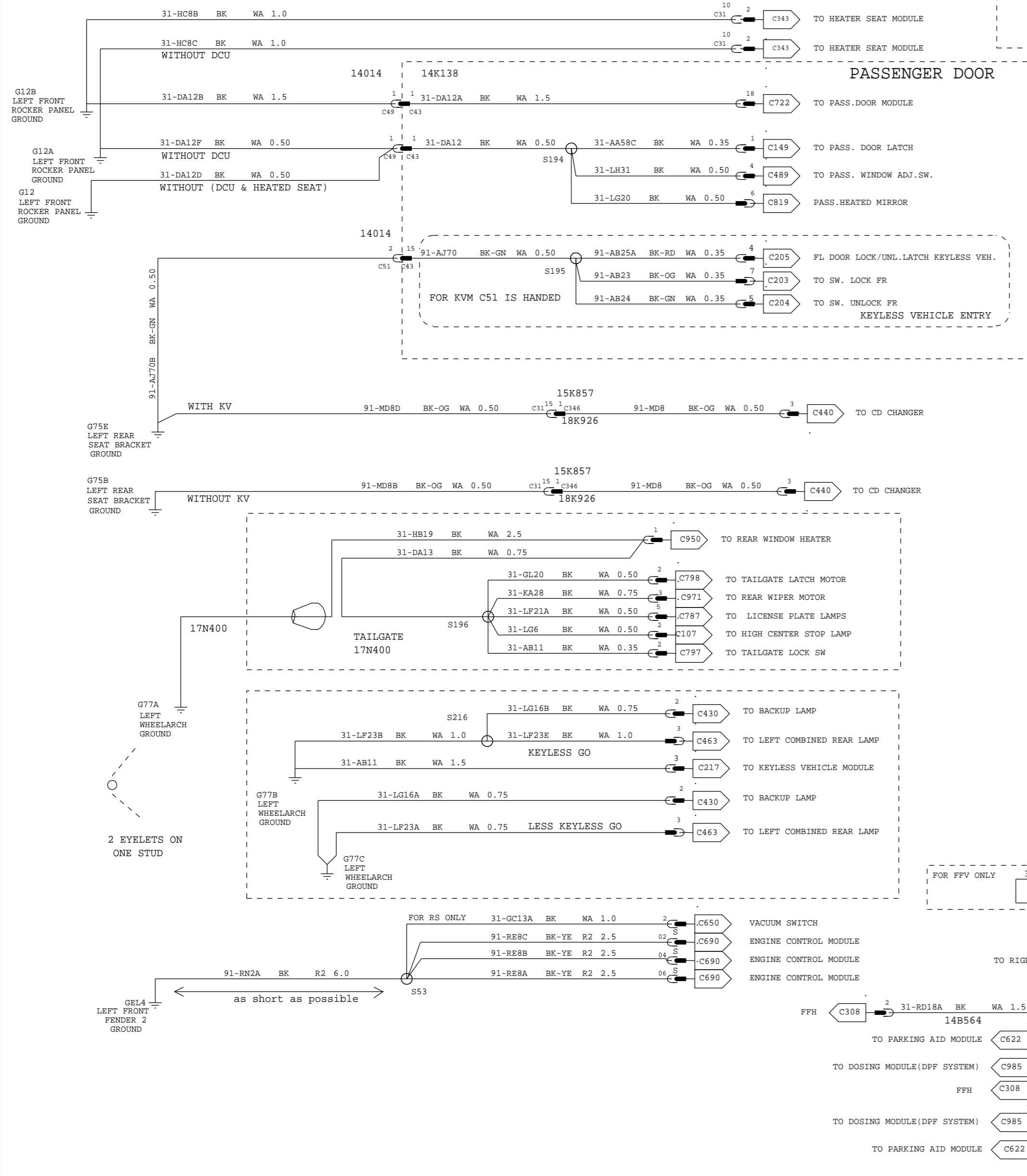
DRIVE DIRECTION

MY 2010 C307 GROUNDING STRATEGY 3 DOOR LHD



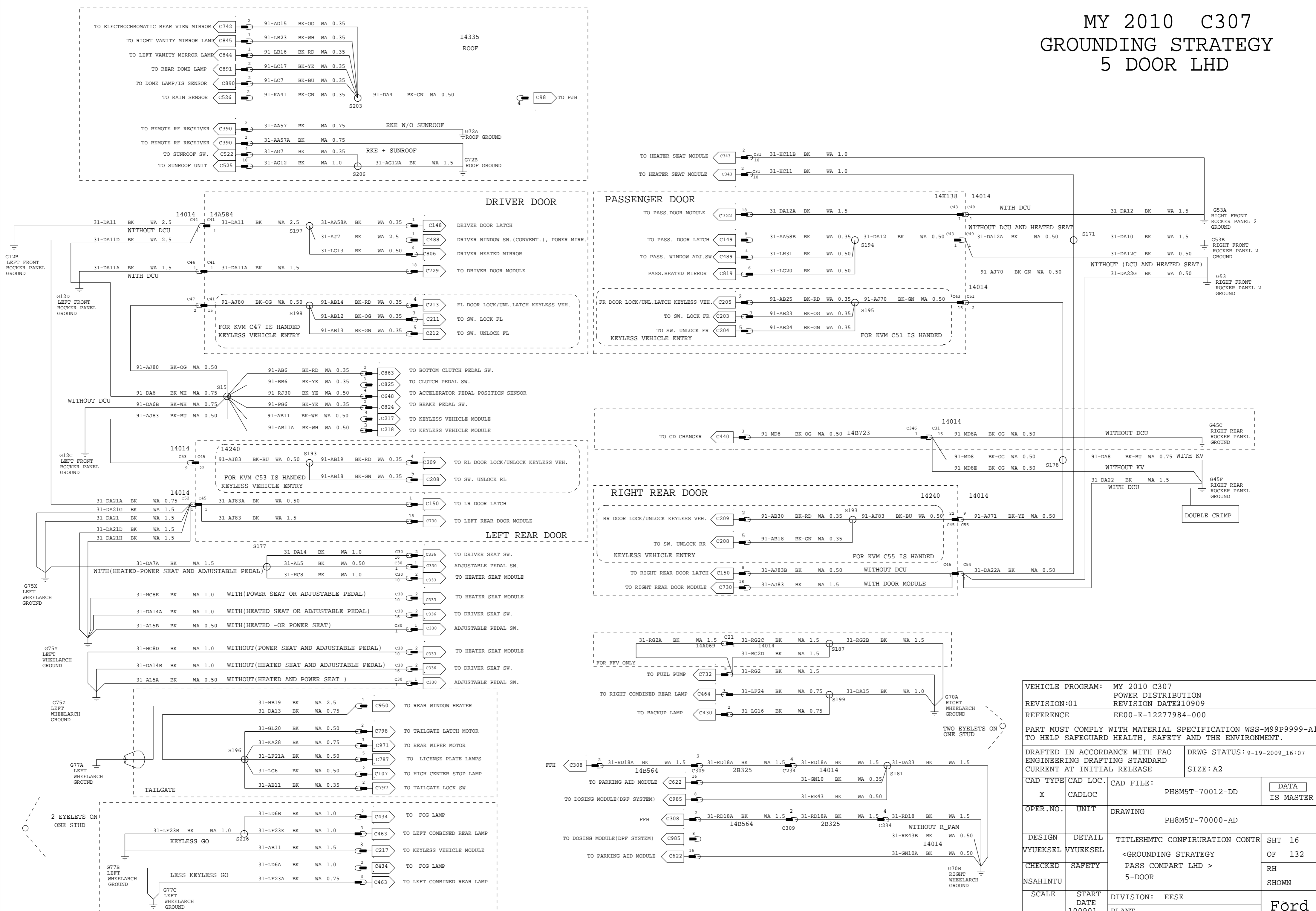
VEHICLE PROGRAM: MY 2010 C307		POWER DISTRIBUTION	
REVISION:01		REVISION DATE:210909	
REFERENCE EE00-E-12277984-000			
PART MUST COMPLY WITH MATERIAL SPECIFICATION WSS-M99P9999-A1 TO HELP SAFEGUARD HEALTH, SAFETY AND THE ENVIRONMENT.			
DRAFTED IN ACCORDANCE WITH FAO ENGINEERING DRAFTING STANDARD CURRENT AT INITIAL RELEASE		DRWG STATUS: 9-18-2009_19:38	
CAD TYPE	CAD LOC.	CAD FILE:	DATA
X	CADLOC	PH8M5T-70012-BD	IS MASTER
OPER.NO.	UNIT	DRAWING PH8M5T-70000-AD	
DESIGN	DETAIL	TITLESHMTC CONFIRURATION CONTR	SHT 14
VYUEKSEL	VYUEKSEL	<GROUNDING STRATEGY	OF 132
CHECKED	SAFETY	PASS COMPART LHD >	RH
NSAHINTU		3-DOOR	SHOWN
SCALE	START DATE	DIVISION: EESE	Ford
	100901	PLANT	

MY 2010 C307 GROUNDING STRATEGY 3 DOOR RHD



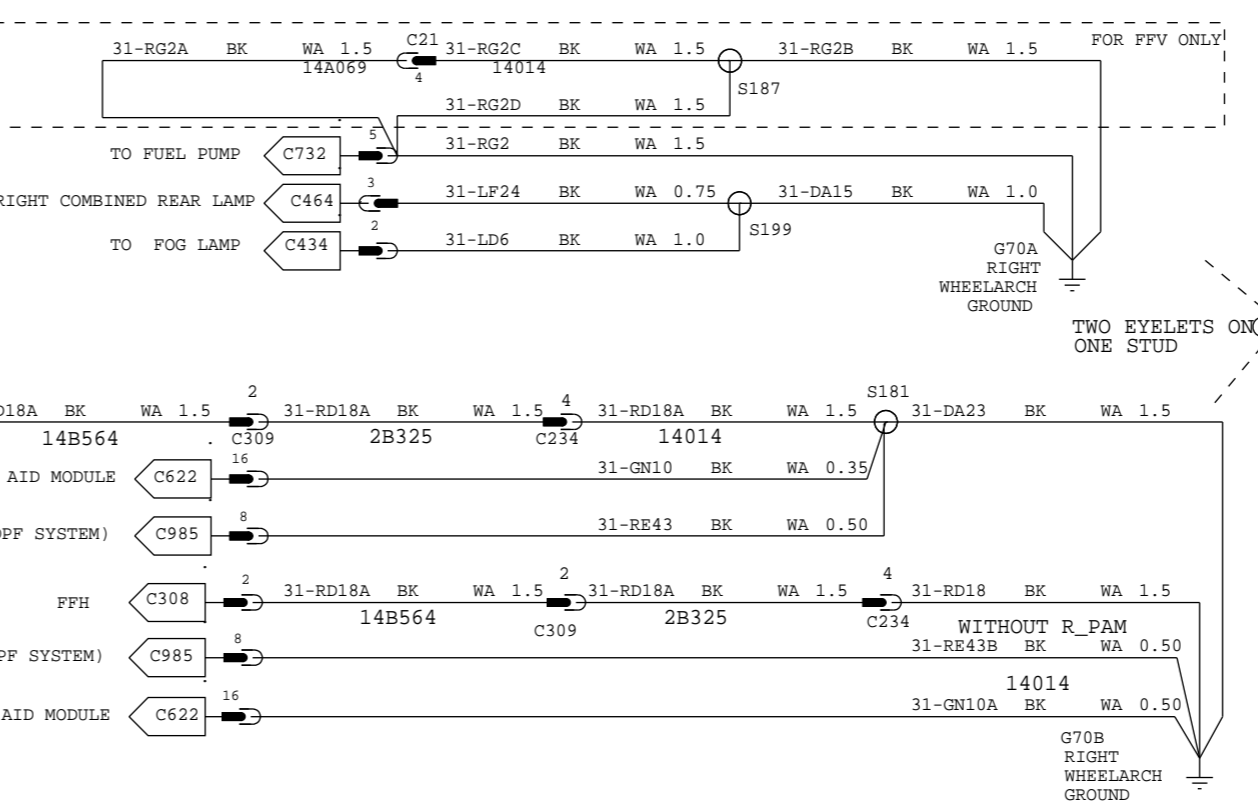
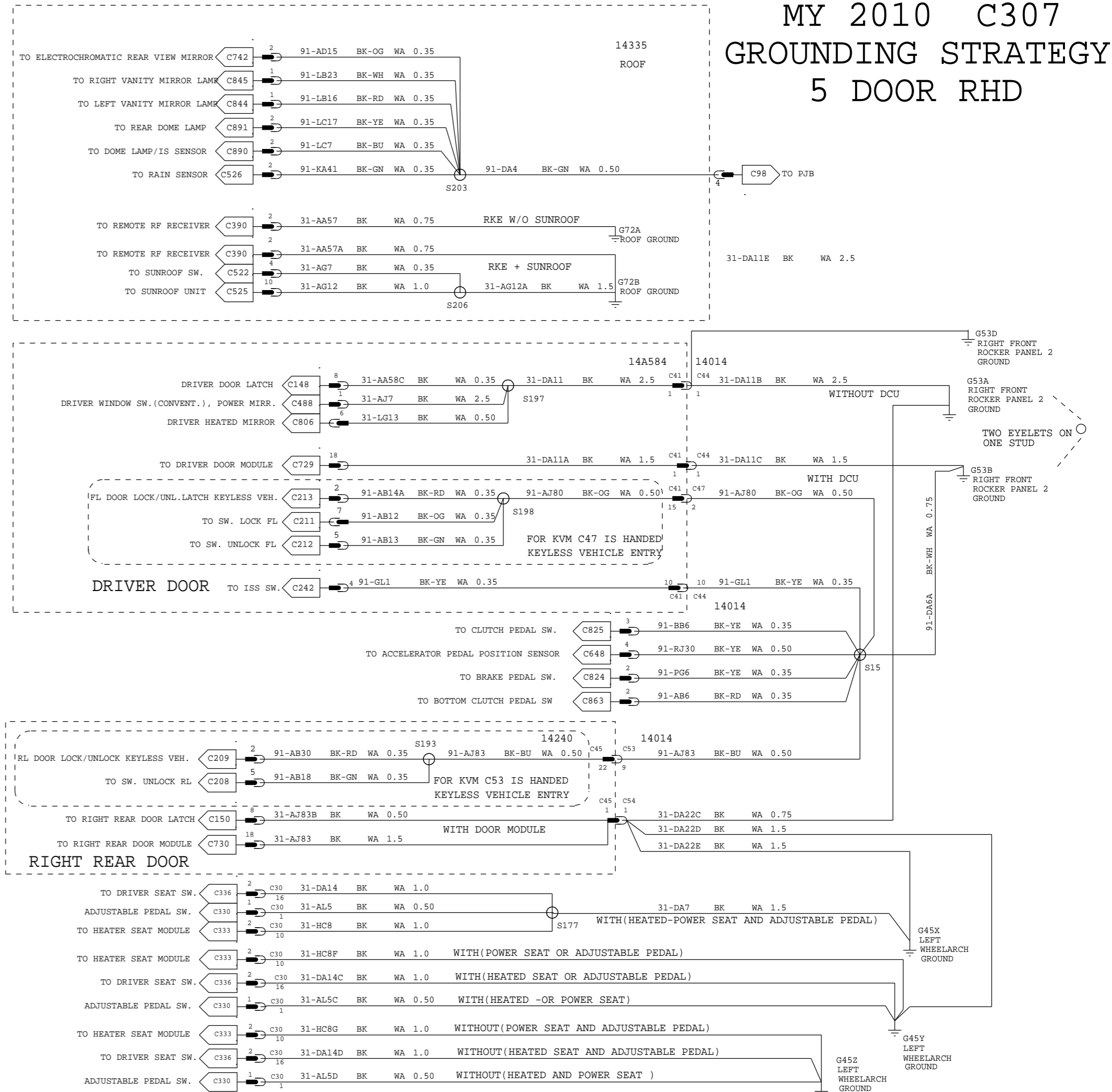
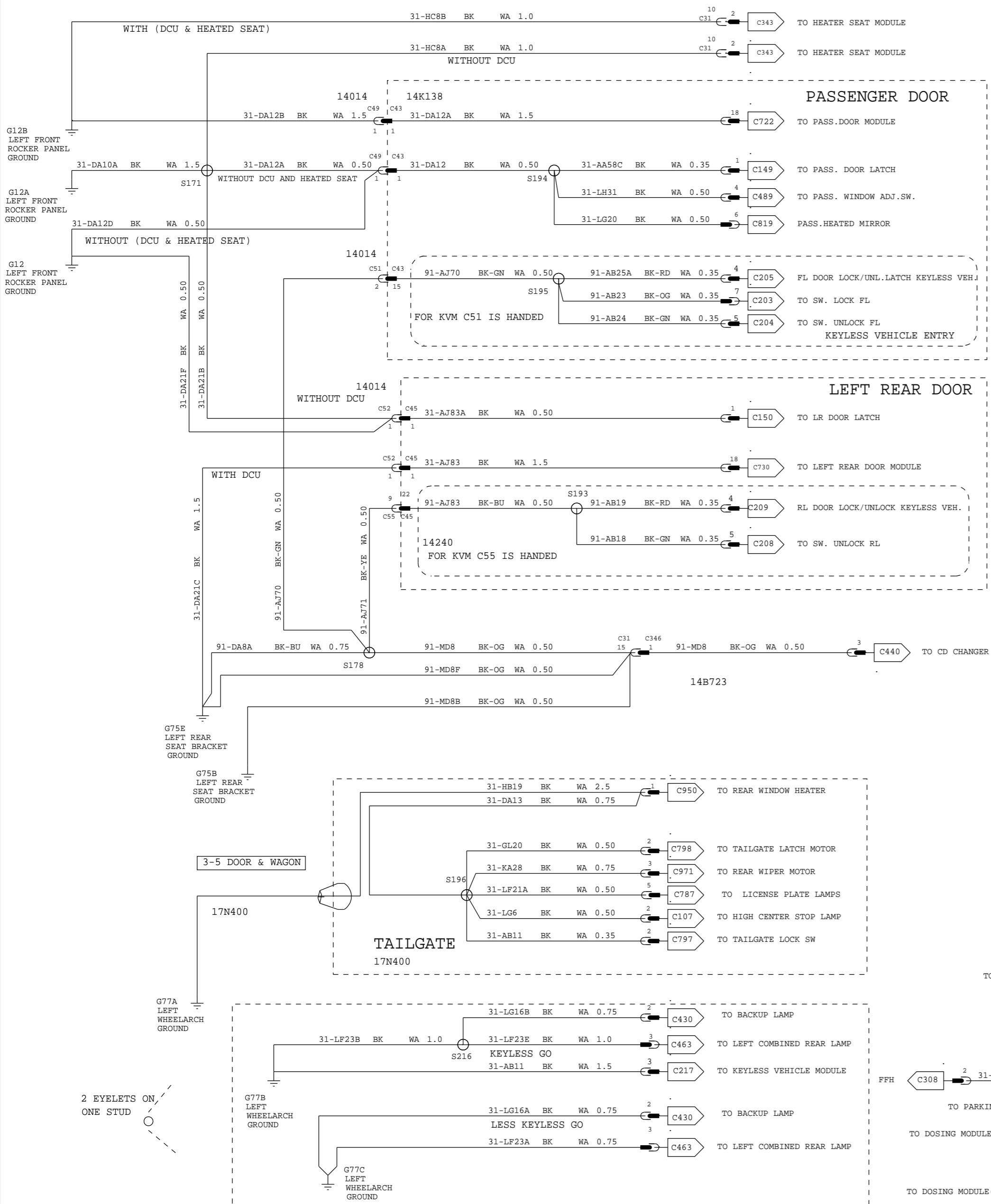
VEHICLE PROGRAM: MY 2010 C307			
REVISION:01			
POWER DISTRIBUTION			
REVISION DATE:10909			
REFERENCE EE00-E-12277984-000			
PART MUST COMPLY WITH MATERIAL SPECIFICATION WSS-M99P9999-A1 TO HELP SAFEGUARD HEALTH, SAFETY AND THE ENVIRONMENT.			
DRAFTED IN ACCORDANCE WITH FAO ENGINEERING DRAFTING STANDARD CURRENT AT INITIAL RELEASE		DRWG STATUS: 9-18-2009_19:43	
CAD TYPE		SIZE: A2	
CAD LOC.	CAD FILE:	PH8M5T-70012-CD	
X	CADLOC	DATA IS MASTER	
OPER.NO.	UNIT	DRAWING PH8M5T-70000-AD	
DESIGN	DETAIL	TITLESHMTC CONFIRURATION CONTR	SHT 15
VYUEKSEL	VYUEKSEL	<GROUNDING STRATEGY	OF 132
CHECKED	SAFETY	PASS COMPART RHD >	RH
NSAHINTU		3-DOOR	SHOWN
SCALE	START DATE	DIVISION: EESE	FORD
01	100901	PLANT	

MY 2010 C307 GROUNDING STRATEGY 5 DOOR LHD



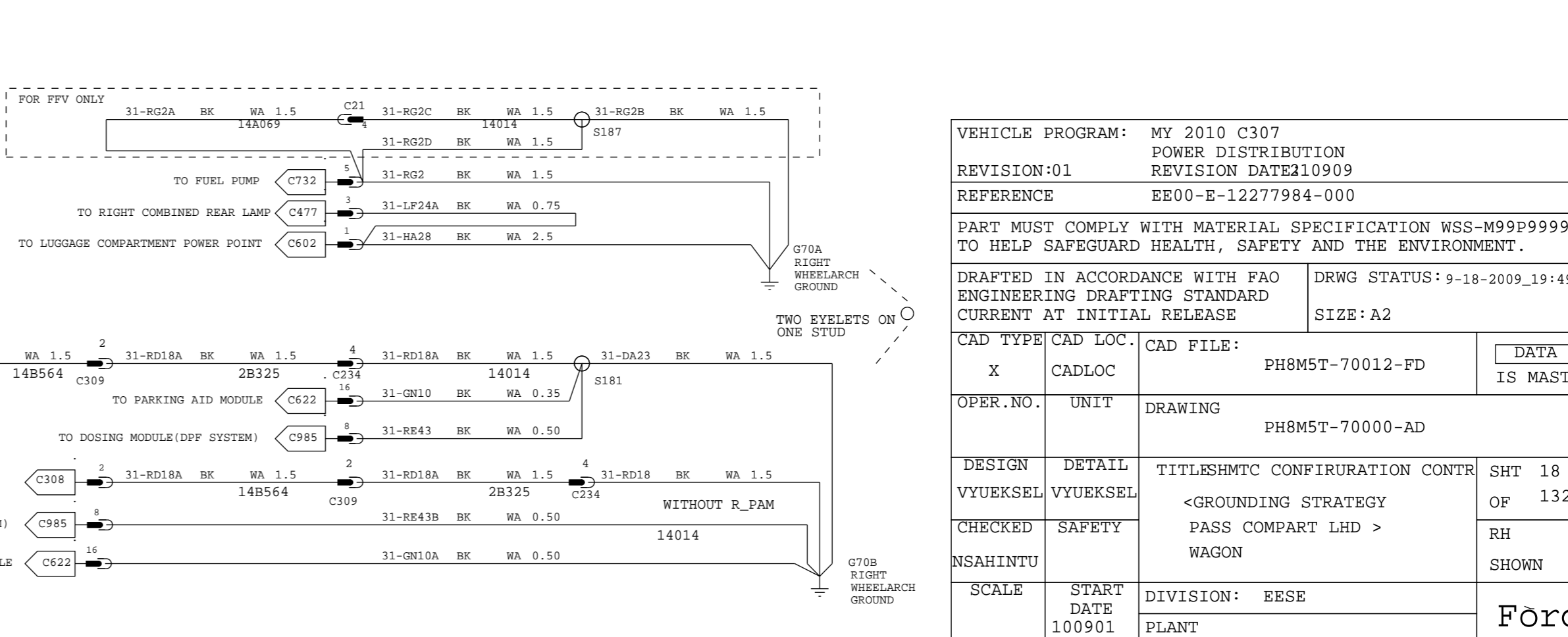
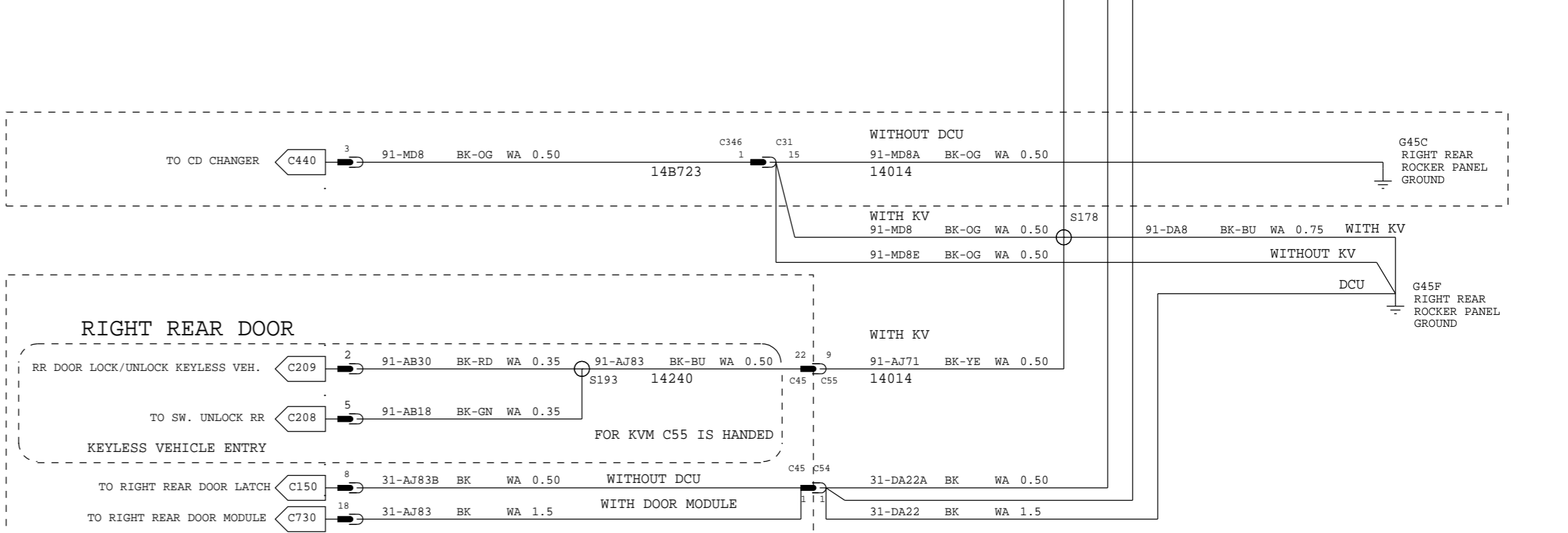
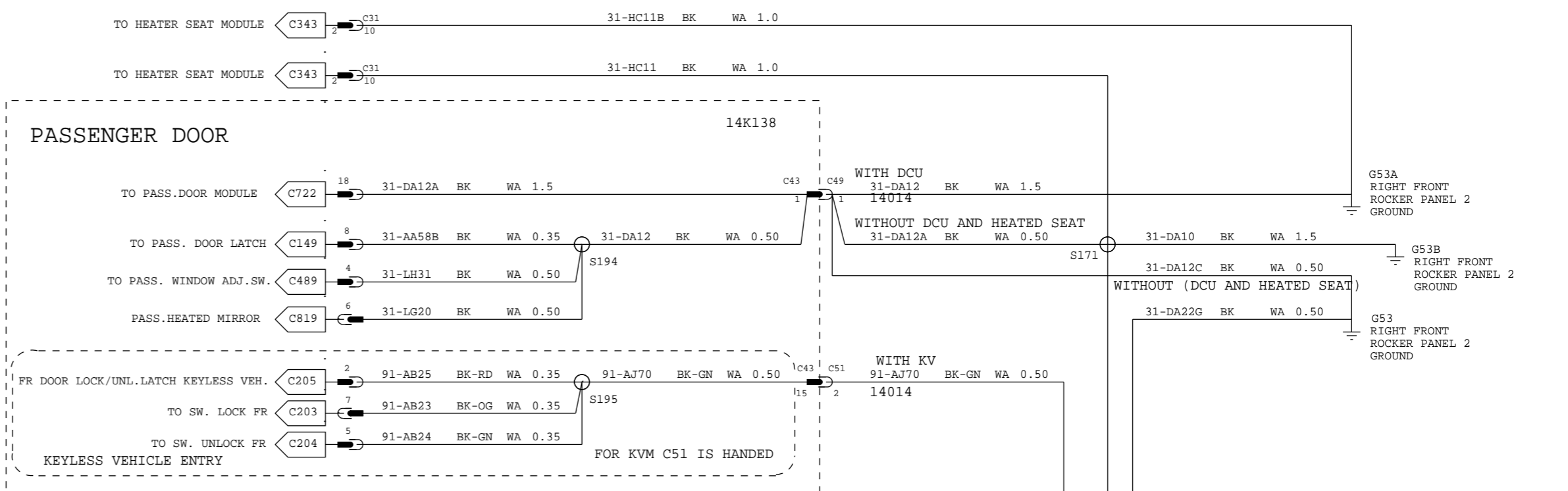
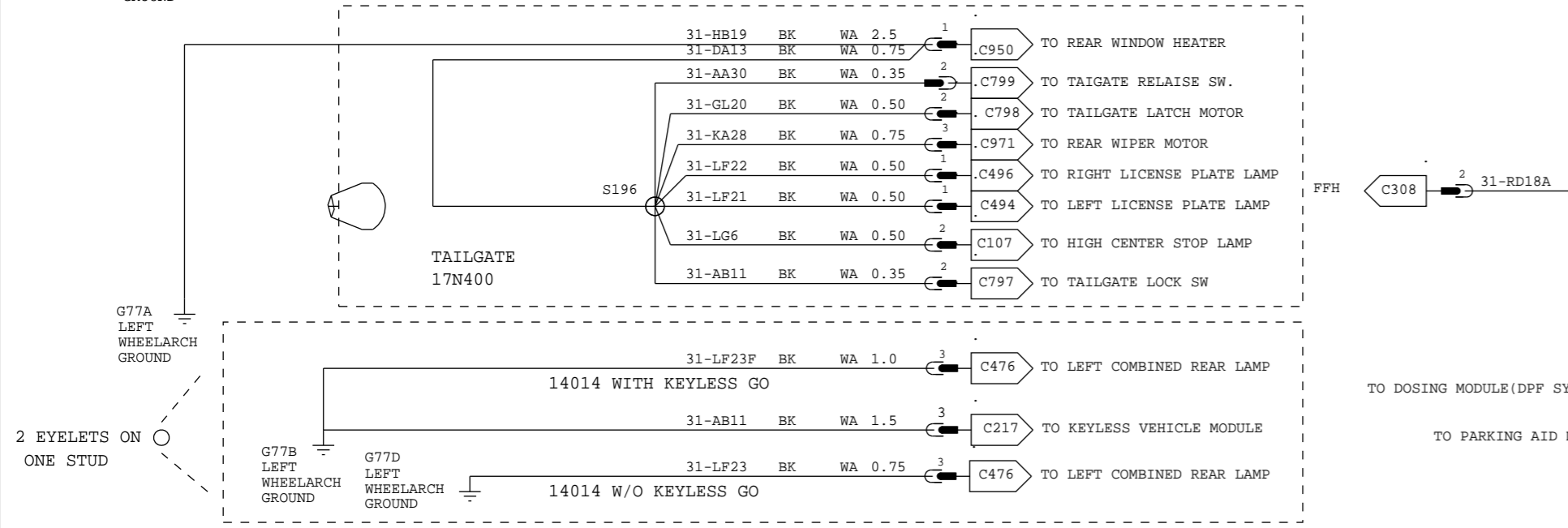
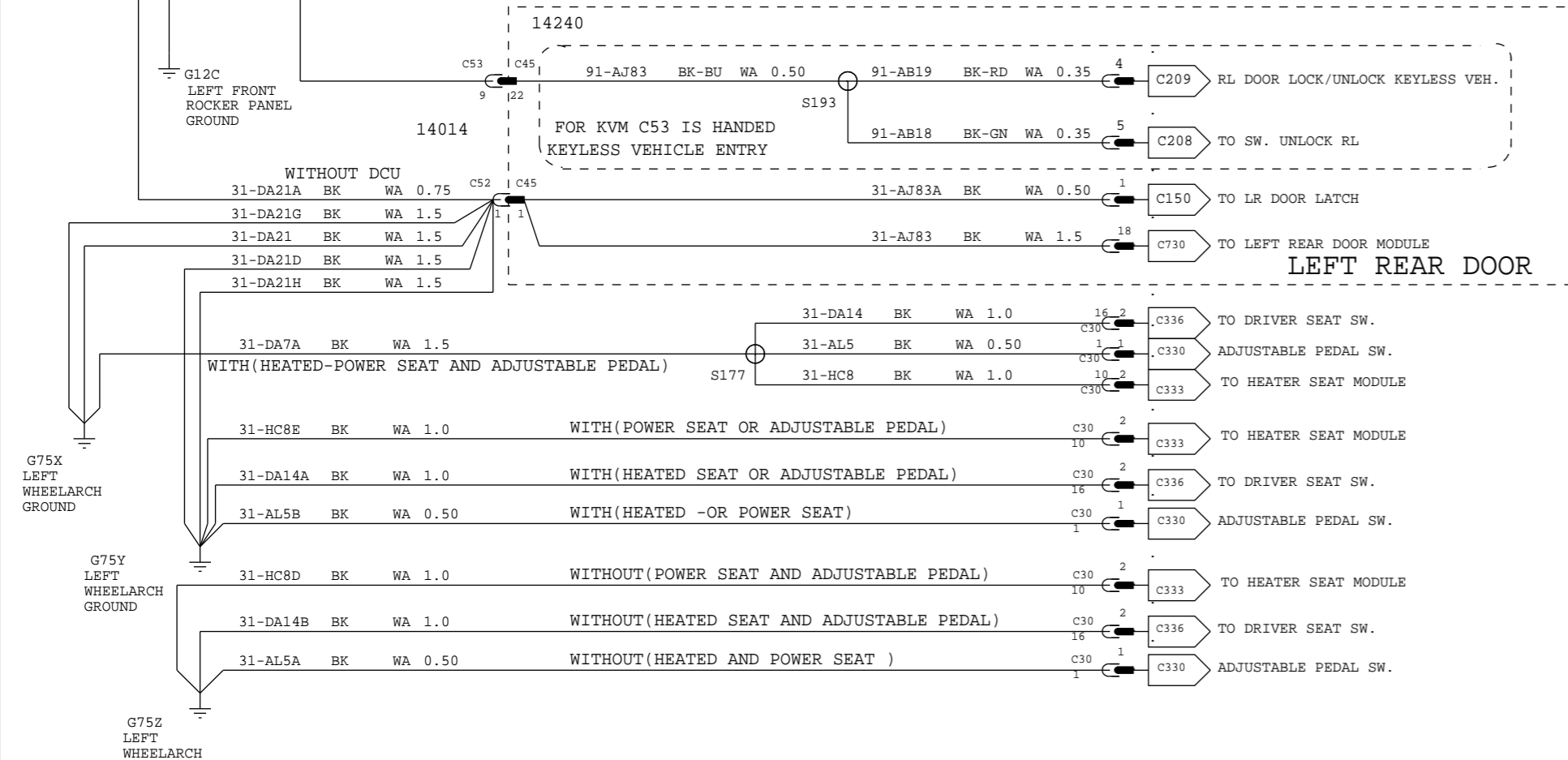
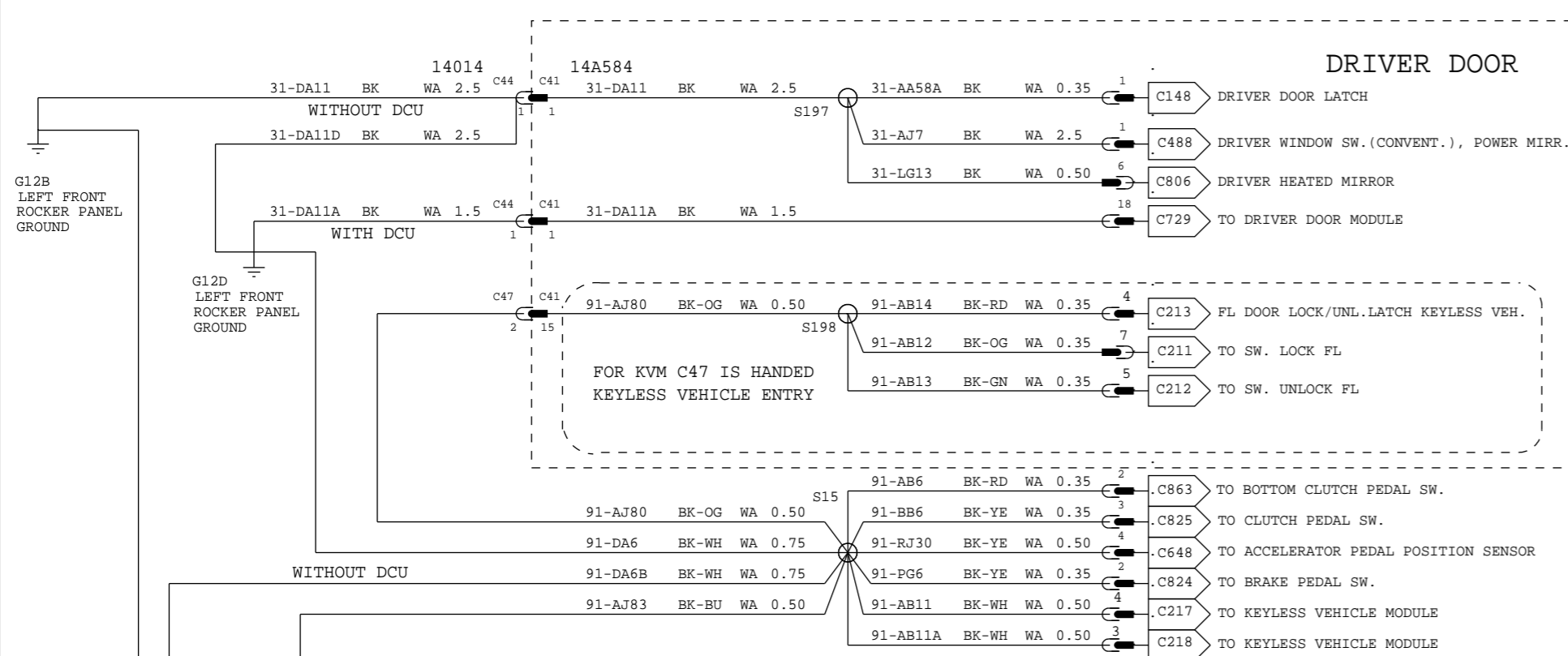
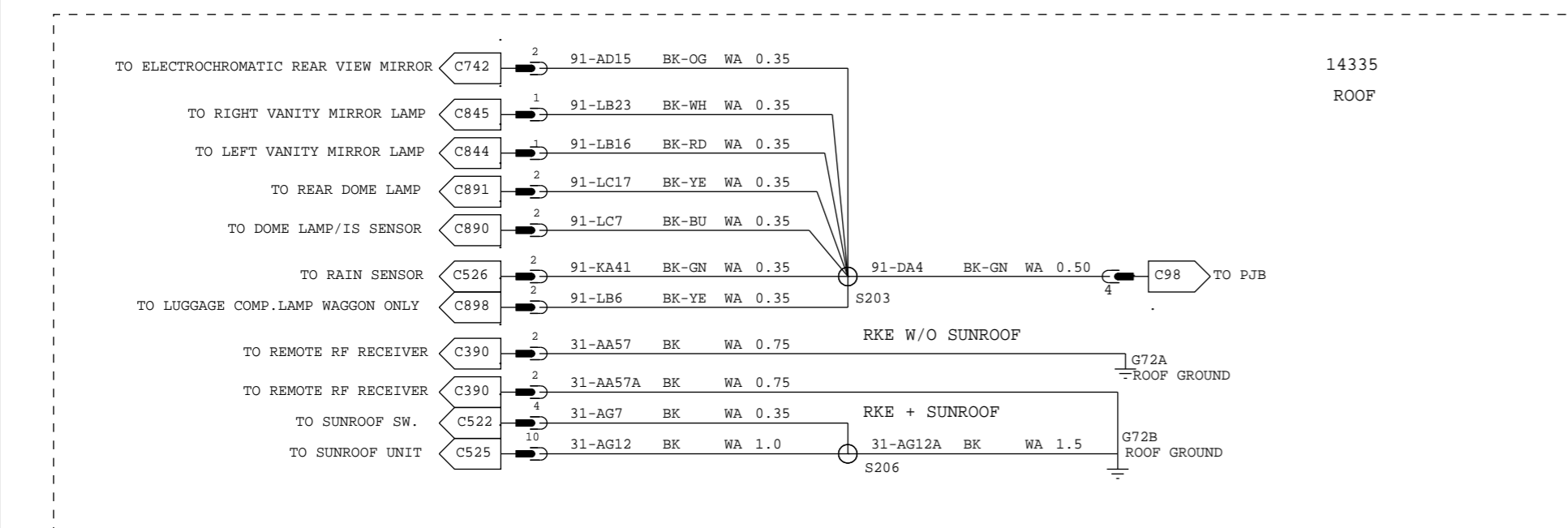
VEHICLE PROGRAM: MY 2010 C307			
REVISION:01		POWER DISTRIBUTION REVISION DATE:10909	
REFERENCE EE00-E-12277984-000			
PART MUST COMPLY WITH MATERIAL SPECIFICATION WSS-M99P9999-A1 TO HELP SAFEGUARD HEALTH, SAFETY AND THE ENVIRONMENT.			
DRAFTED IN ACCORDANCE WITH FAO ENGINEERING DRAFTING STANDARD CURRENT AT INITIAL RELEASE		DRWG STATUS: 9-19-2009_16:07	
CAD TYPE	CAD LOC.	CAD FILE:	DATA
X	CADLOC	PH8M5T-70012-DD	IS MASTER
OPER. NO.	UNIT	DRAWING PH8M5T-70000-AD	
DESIGN	DETAIL	TITLESHTMTC CONFIRURATION CONTR	SHT 16
VYUEKSEL	VYUEKSEL	<GROUNDING STRATEGY	OF 132
CHECKED	SAFETY	PASS COMPART LHD >	RH
NSAHINTU		5-DOOR	SHOWN
SCALE	START DATE	DIVISION: EESE	Ford
	100901	PLANT	

MY 2010 C307 GROUNDING STRATEGY 5 DOOR RHD



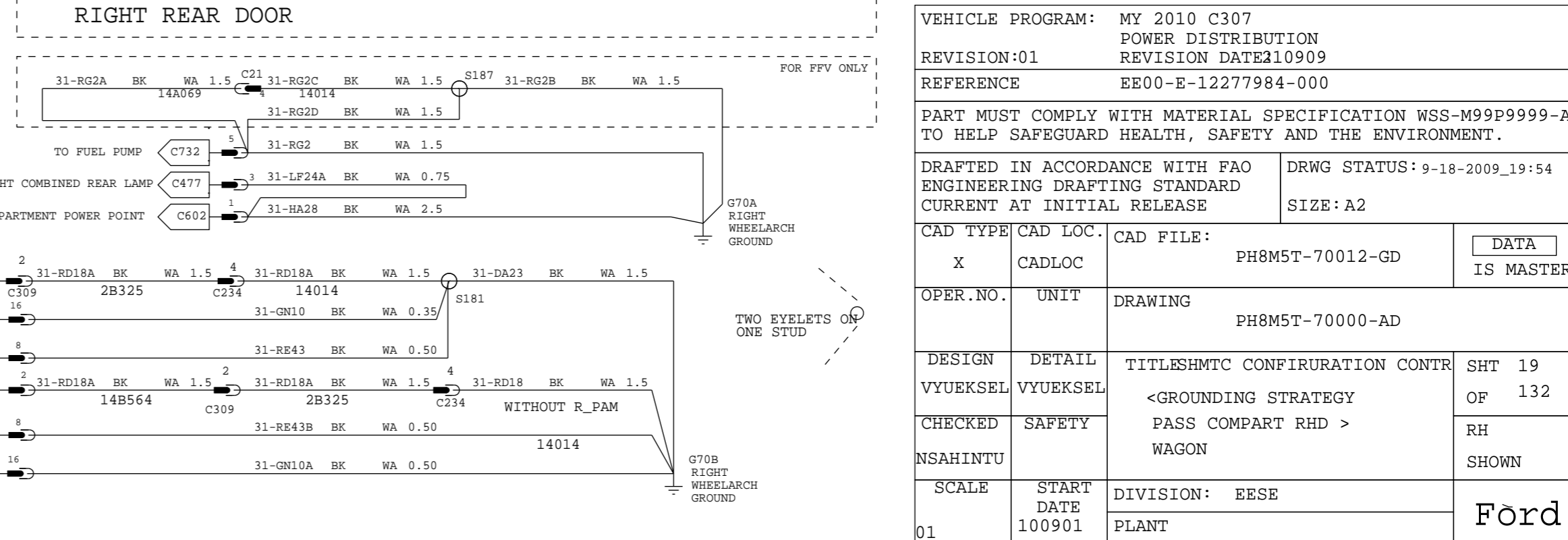
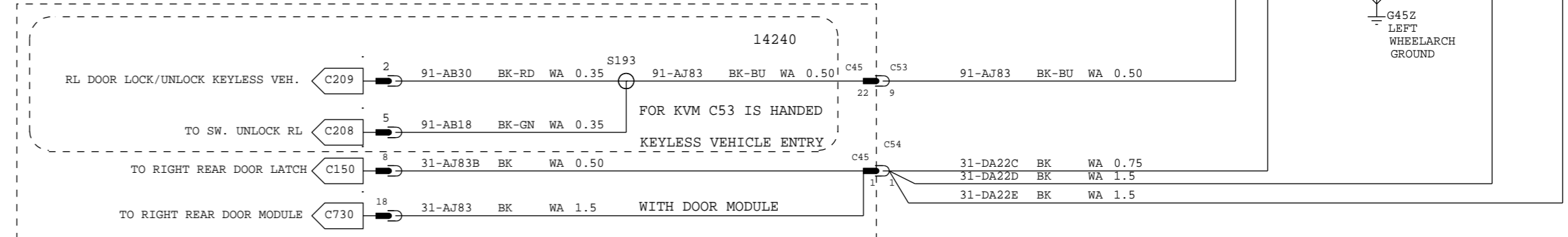
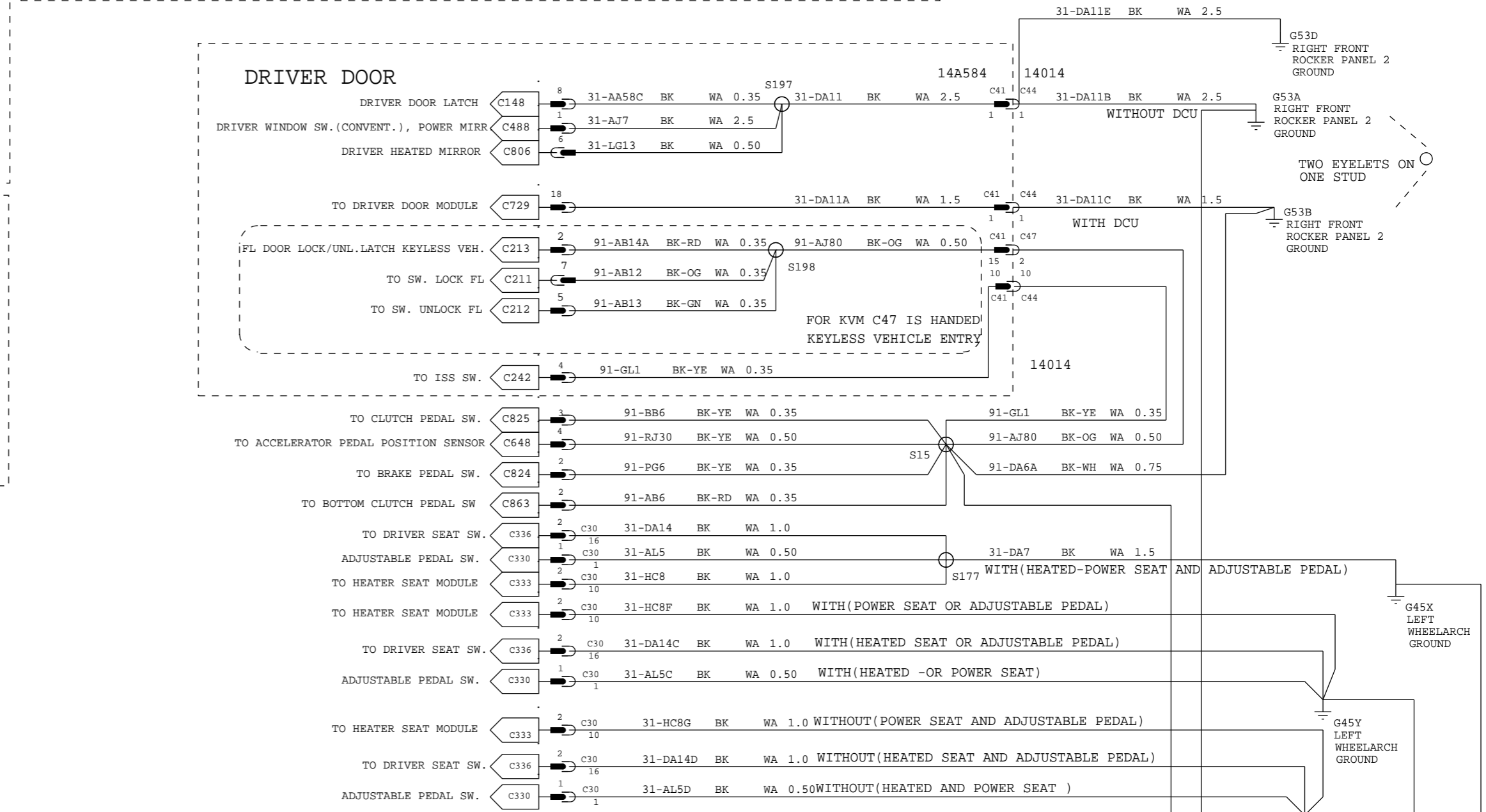
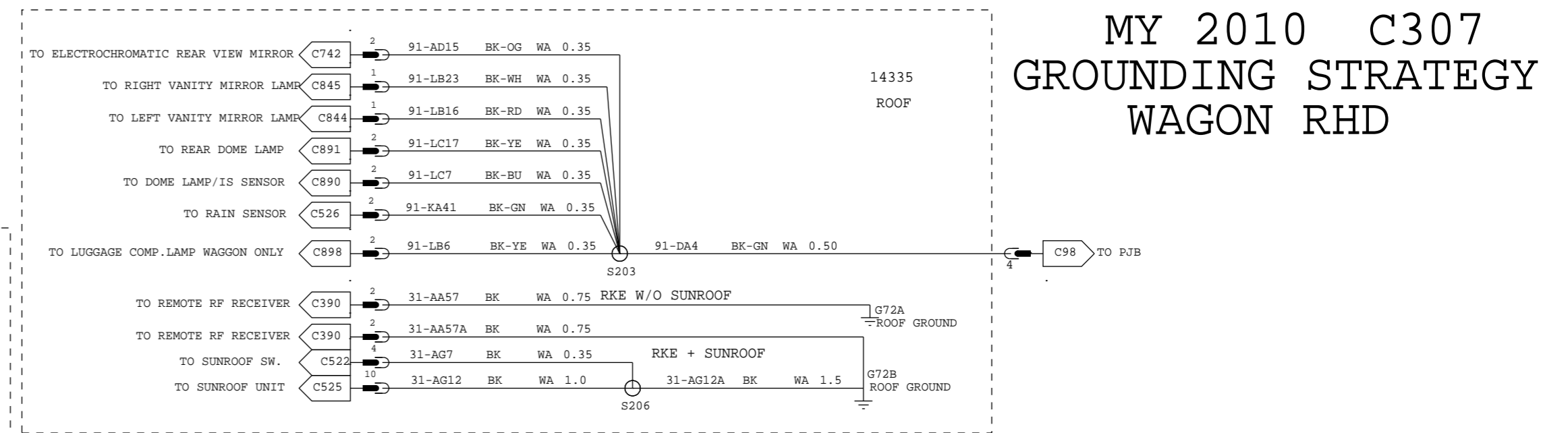
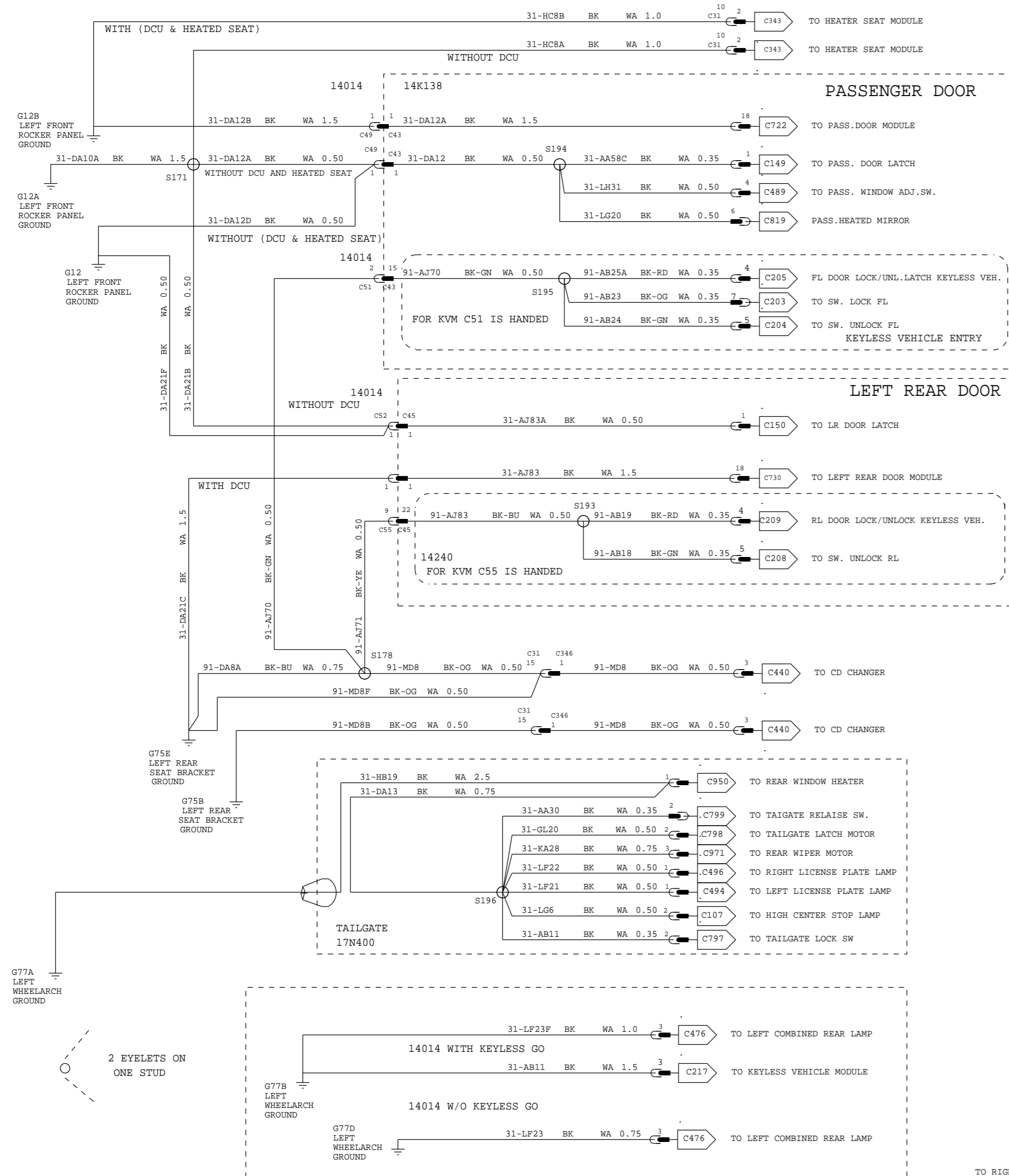
VEHICLE PROGRAM: MY 2010 C307			
REVISION:01		POWER DISTRIBUTION	
REVISION DATE:10909		REVISION DATE:10909	
REFERENCE EE00-E-12277984-000			
PART MUST COMPLY WITH MATERIAL SPECIFICATION WSS-M99P9999-A1 TO HELP SAFEGUARD HEALTH, SAFETY AND THE ENVIRONMENT.			
DRAFTED IN ACCORDANCE WITH FAO ENGINEERING DRAFTING STANDARD CURRENT AT INITIAL RELEASE		DRWG STATUS: 9-18-2009_19:46	
CAD TYPE	CAD LOC.	CAD FILE:	DATA
X	CADLOC	PH8M5T-70012-ED	IS MASTER
OPER. NO.	UNIT	DRAWING	PH8M5T-70000-AD
DESIGN	DETAIL	TITLESHTMTC CONFIRURATION CONTR	SHT 17
VYUEKSEL	VYUEKSEL	<GROUNDING STRATEGY	OF 132
CHECKED	SAFETY	PASS COMPART RHD >	RH
NSAHINTU		5-DOOR	SHOWN
SCALE	START DATE	DIVISION: EESE	Ford
01	100901	PLANT	

MY 2010 C307 GROUNDING STRATEGY WAGON LHD



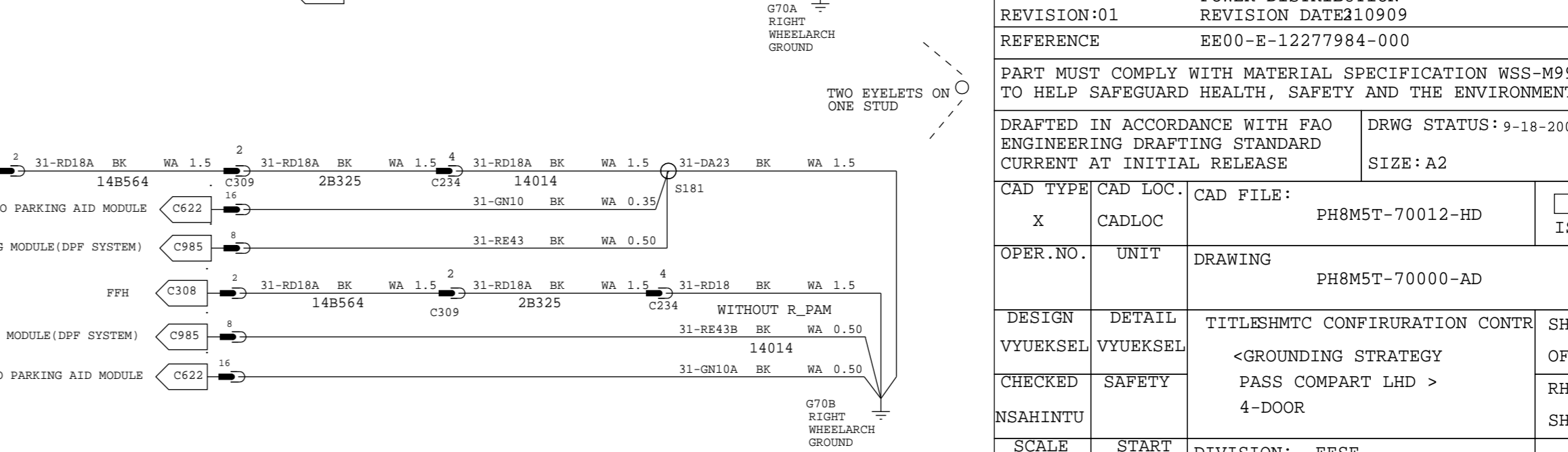
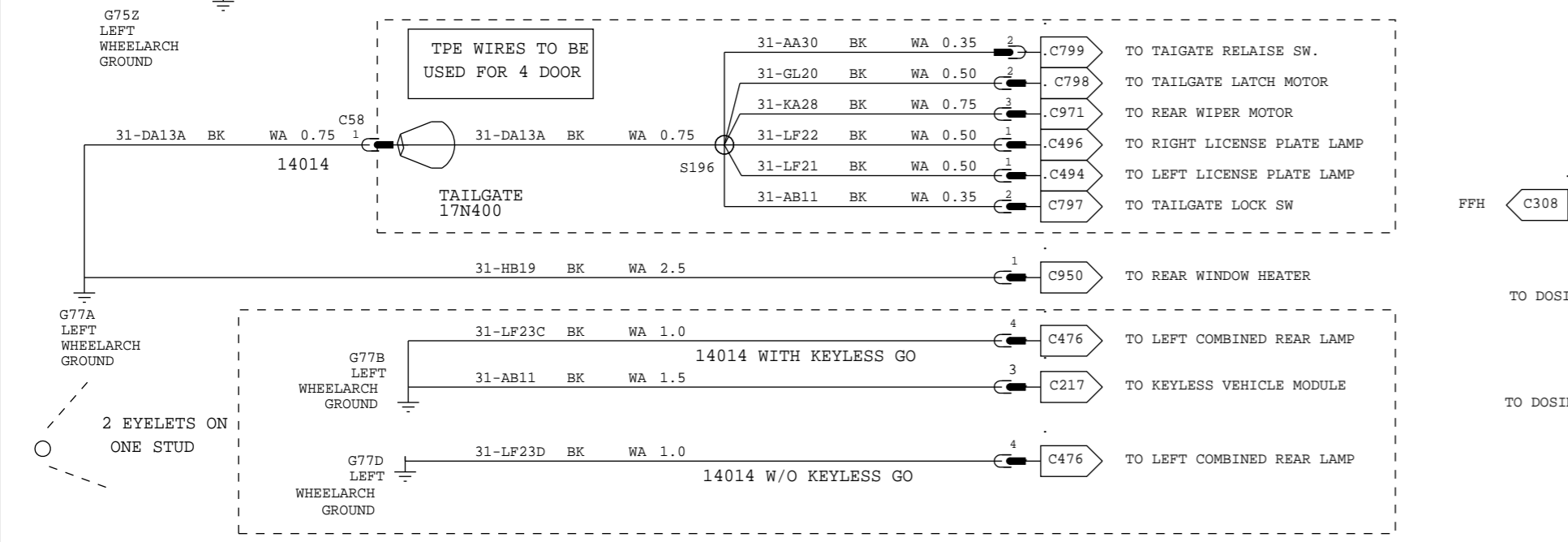
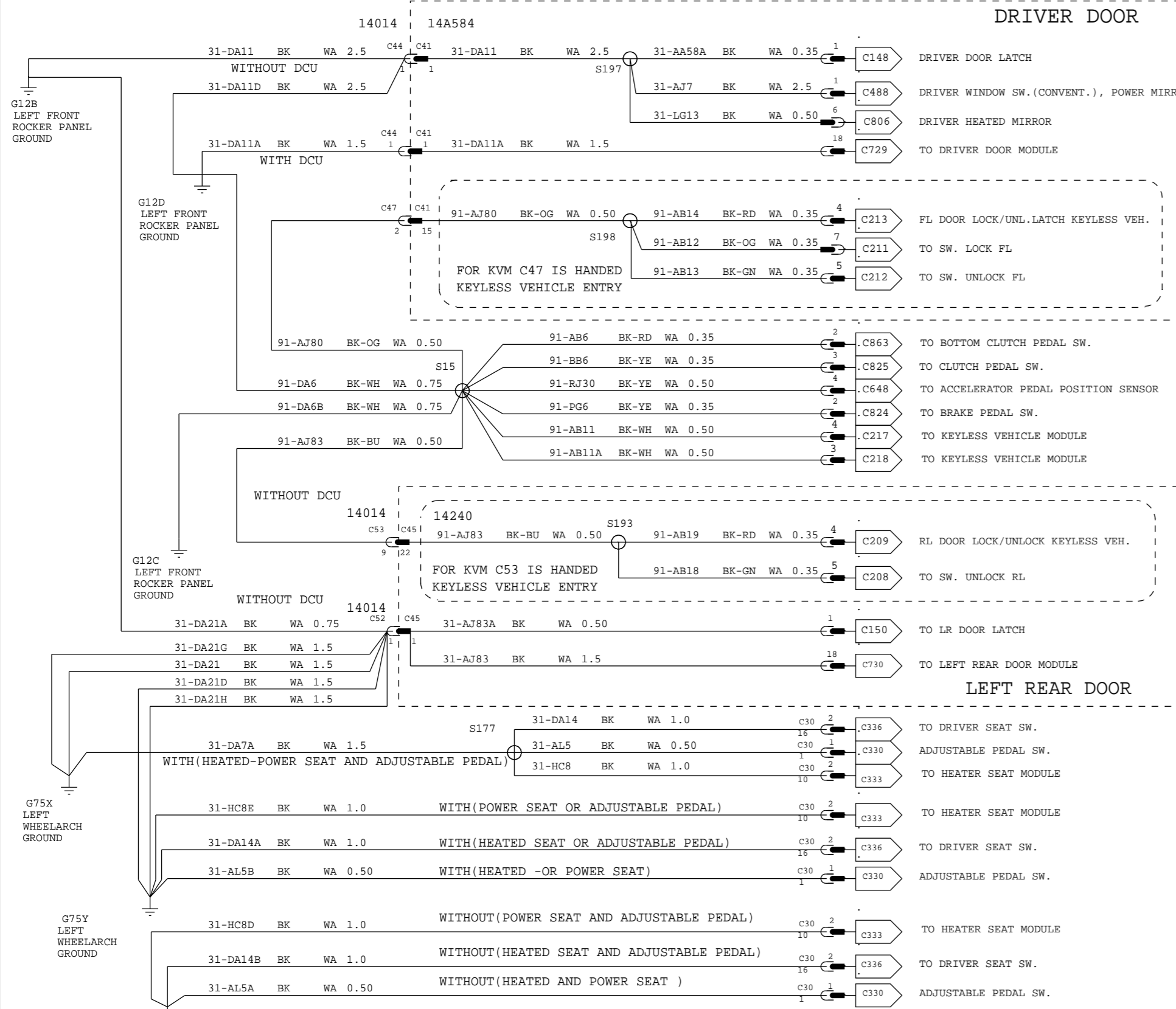

VEHICLE PROGRAM: MY 2010 C307			
REVISION:01		POWER DISTRIBUTION REVISION DATE:10909	
REFERENCE EE00-E-12277984-000			
PART MUST COMPLY WITH MATERIAL SPECIFICATION WSS-M99P9999-A1 TO HELP SAFEGUARD HEALTH, SAFETY AND THE ENVIRONMENT.			
DRAFTED IN ACCORDANCE WITH FAO ENGINEERING DRAFTING STANDARD CURRENT AT INITIAL RELEASE		DRWG STATUS: 9-18-2009_19:49	
CAD TYPE	CAD LOC.	CAD FILE:	DATA
X	CADLOC	PH8M5T-70012-FD	IS MASTER
OPER.NO.	UNIT	DRAWING	
		PH8M5T-70000-AD	
DESIGN	DETAIL	TITLESHTMTC CONFIRURATION CONTR	SHT 18
VYUEKSEL	VYUEKSEL	<GROUNDING STRATEGY	OF 132
CHECKED	SAFETY	PASS COMPART LHD >	RH
NSAHINTU		WAGON	SHOWN
SCALE	START DATE	DIVISION: EESE	Ford
	100901	PLANT	

MY 2010 C307 GROUNDING STRATEGY WAGON RHD



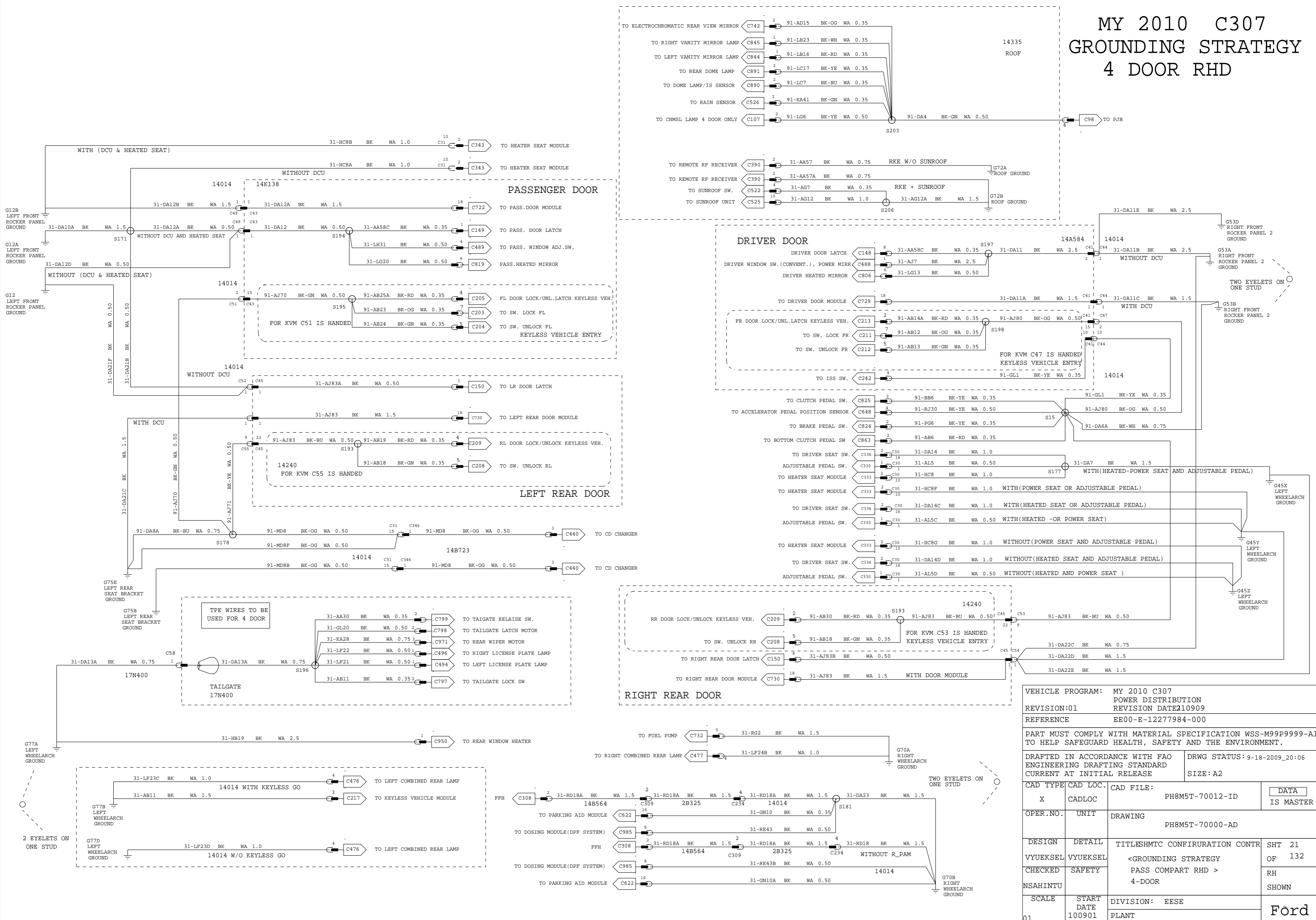
VEHICLE PROGRAM: MY 2010 C307			
REVISION:01		POWER DISTRIBUTION	
REFERENCE		REVISION DATE:210909	
EE00-E-12277984-000			
PART MUST COMPLY WITH MATERIAL SPECIFICATION WSS-M99P9999-A1 TO HELP SAFEGUARD HEALTH, SAFETY AND THE ENVIRONMENT.			
DRAFTED IN ACCORDANCE WITH FAO ENGINEERING DRAFTING STANDARD CURRENT AT INITIAL RELEASE		DRWG STATUS: 9-18-2009_19:54	
CAD TYPE	CAD LOC.	CAD FILE:	DATA
X	CADLOC	PH8M5T-70012-GD	IS MASTER
OPER. NO.	UNIT	DRAWING	
		PH8M5T-70000-AD	
DESIGN	DETAIL	TITLES: HMT C CONFIRURATION CONTR	SHT 19
VYUEKSEL	VYUEKSEL	<GROUNDING STRATEGY	OF 132
CHECKED	SAFETY	PASS COMPART RHD >	RH
NSAHINTU		WAGON	SHOWN
SCALE	START DATE	DIVISION: EESE	Ford
01	100901	PLANT	

MY 2010 C307 GROUNDING STRATEGY 4 DOOR LHD



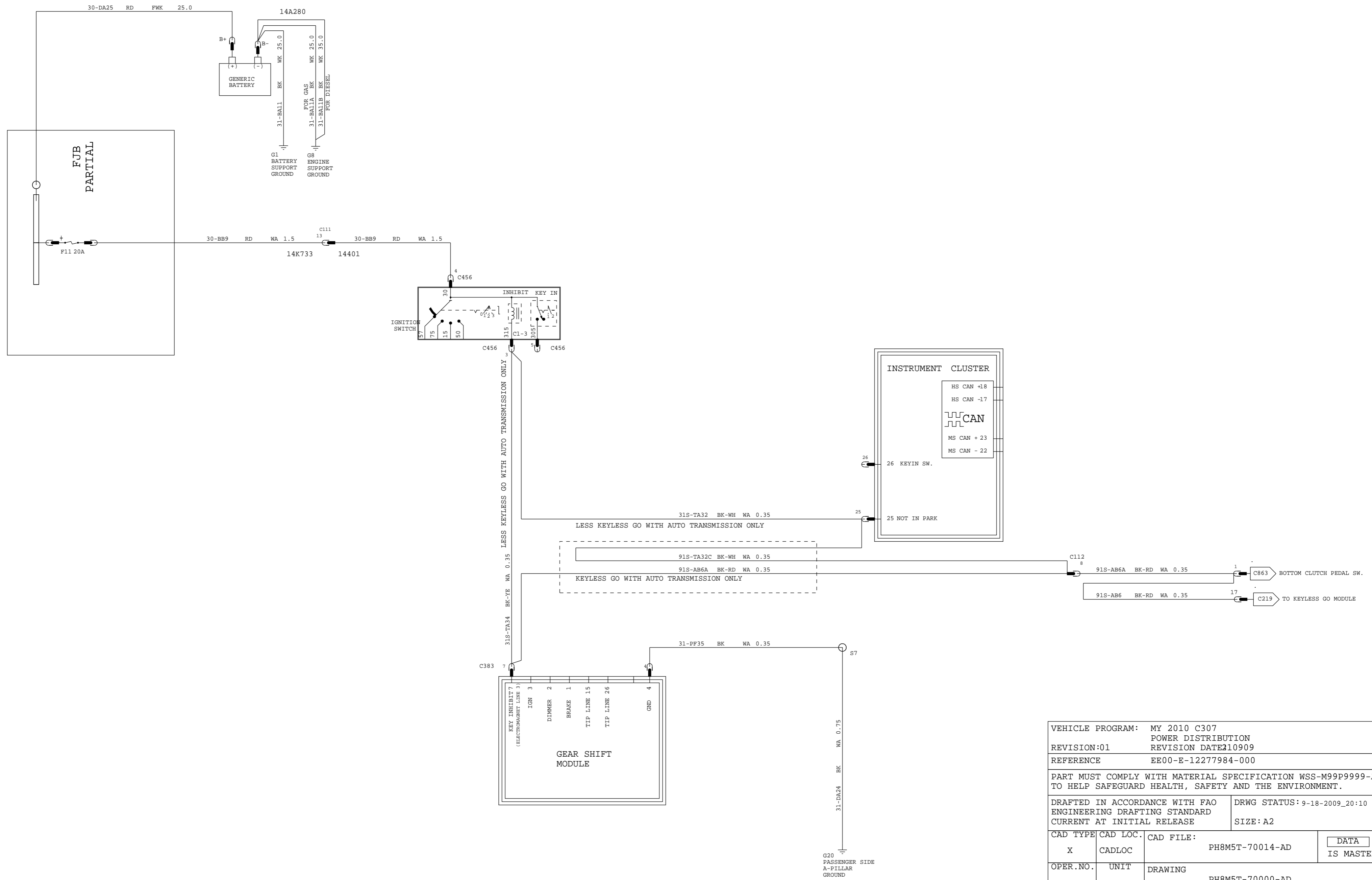
VEHICLE PROGRAM: MY 2010 C307			
POWER DISTRIBUTION			
REVISION:01		REVISION DATE:10909	
REFERENCE EE00-E-12277984-000			
PART MUST COMPLY WITH MATERIAL SPECIFICATION WSS-M99P9999-A1 TO HELP SAFEGUARD HEALTH, SAFETY AND THE ENVIRONMENT.			
DRAFTED IN ACCORDANCE WITH FAO ENGINEERING DRAFTING STANDARD CURRENT AT INITIAL RELEASE		DRWG STATUS: 9-18-2009_19:56	
CAD TYPE X		SIZE: A2	
CAD LOC. CADLOC	CAD FILE: PH8M5T-70012-HD	DATA IS MASTER	
OPER. NO.	UNIT	DRAWING PH8M5T-70000-AD	
DESIGN VYUEKSEL	DETAIL VYUEKSEL	TITLESHTMTC CONFIRURATION CONTR	SHT 20
CHECKED SAFETY		<GROUNDING STRATEGY PASS COMPART LHD >	OF 132
NSAHINTU		4-DOOR	RH SHOWN
SCALE 01	START DATE 100901	DIVISION: EESE	Ford

MY 2010 C307 GROUNDING STRATEGY 4 DOOR RHD



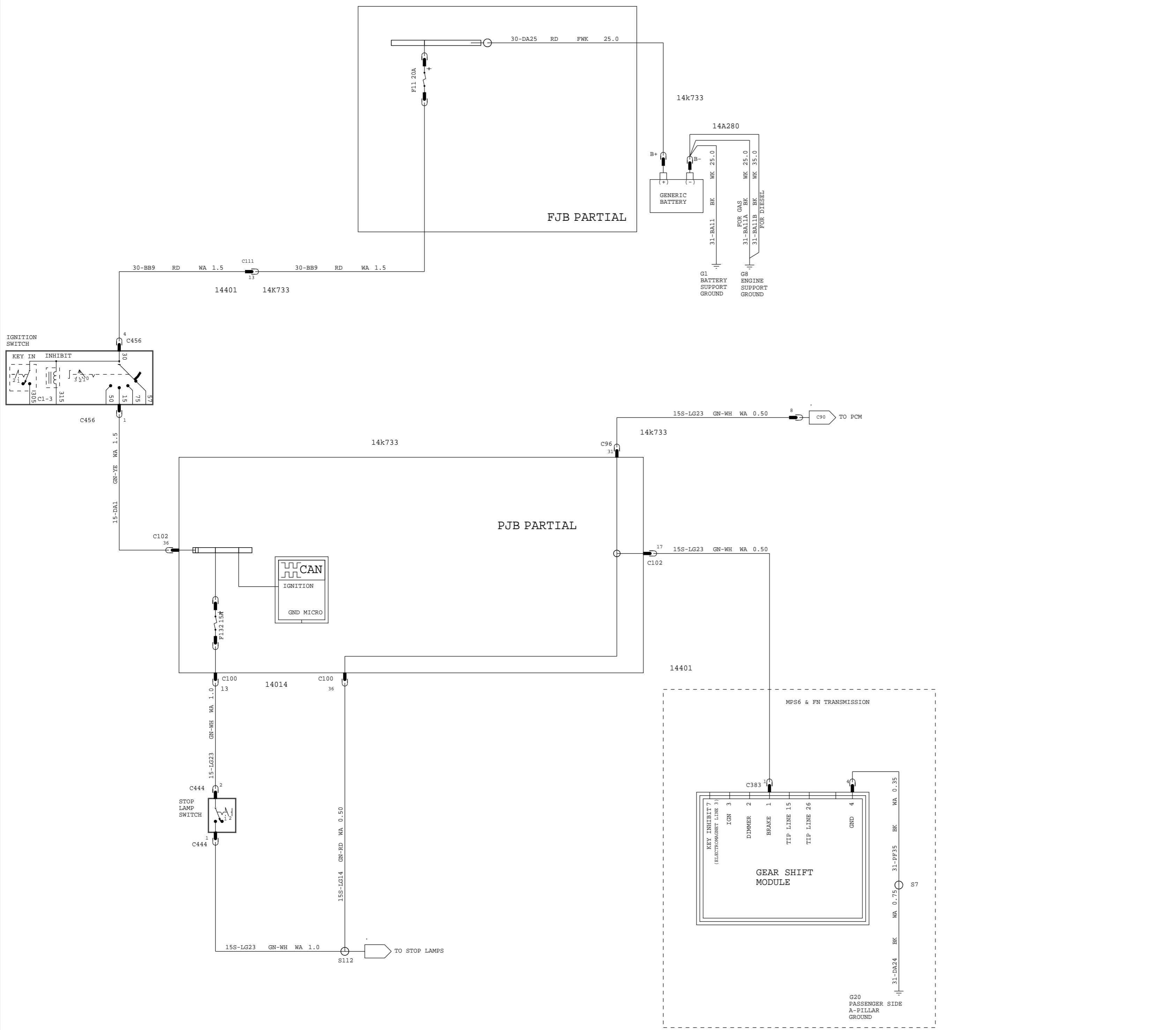
VEHICLE PROGRAM: MY 2010 C307			
REVISION:01		POWER DISTRIBUTION	
REFERENCE		REVISION DATE: 210909	
EE00-E-12277984-000			
PART MUST COMPLY WITH MATERIAL SPECIFICATION WSS-M99P9999-A1 TO HELP SAFEGUARD HEALTH, SAFETY AND THE ENVIRONMENT.			
DRAFTED IN ACCORDANCE WITH FAO ENGINEERING DRAFTING STANDARD CURRENT AT INITIAL RELEASE		DRWG STATUS: 9-18-2009_20:06	
CAD TYPE	CAD LOC.	CAD FILE:	DATA
X	CADLOC	PH8M5T-70012-ID	IS MASTER
OPER. NO.	UNIT	DRAWING	
		PH8M5T-70000-AD	
DESIGN	DETAIL	TITLESHMTC CONFIRURATION CONTR	SHT 21
VYUEKSEL	VYUEKSEL	<GROUNDING STRATEGY	OF 132
CHECKED	SAFETY	PASS COMPART RHD >	RH
NSAHINTU		4-DOOR	SHOWN
SCALE	START DATE	DIVISION: EESE	Ford
01	100901	PLANT	

MY 2010 C307 KEY OUT INHIBIT



VEHICLE PROGRAM: MY 2010 C307			
REVISION:01		POWER DISTRIBUTION	
REFERENCE		REVISION DATE: 10909	
PART MUST COMPLY WITH MATERIAL SPECIFICATION WSS-M99P9999-A1 TO HELP SAFEGUARD HEALTH, SAFETY AND THE ENVIRONMENT.			
DRAFTED IN ACCORDANCE WITH FAO ENGINEERING DRAFTING STANDARD CURRENT AT INITIAL RELEASE		DRWG STATUS: 9-18-2009_20:10	
SCALE		SIZE: A2	
CAD TYPE	CAD LOC.	CAD FILE:	DATA
X	CADLOC	PH8M5T-70014-AD	IS MASTER
OPER. NO.	UNIT	DRAWING	
		PH8M5T-70000-AD	
DESIGN	DETAIL	TITLESHTC CONFIRURATION CONTR	SHT 22
VYUEKSEL	VYUEKSEL	<IGNITION SWITCH KEY OUT INHIBIT>	OF 132
CHECKED	SAFETY		RH
NSAHINTU			SHOWN
SCALE	START DATE	DIVISION: EESE	Ford
01	100901	PLANT	

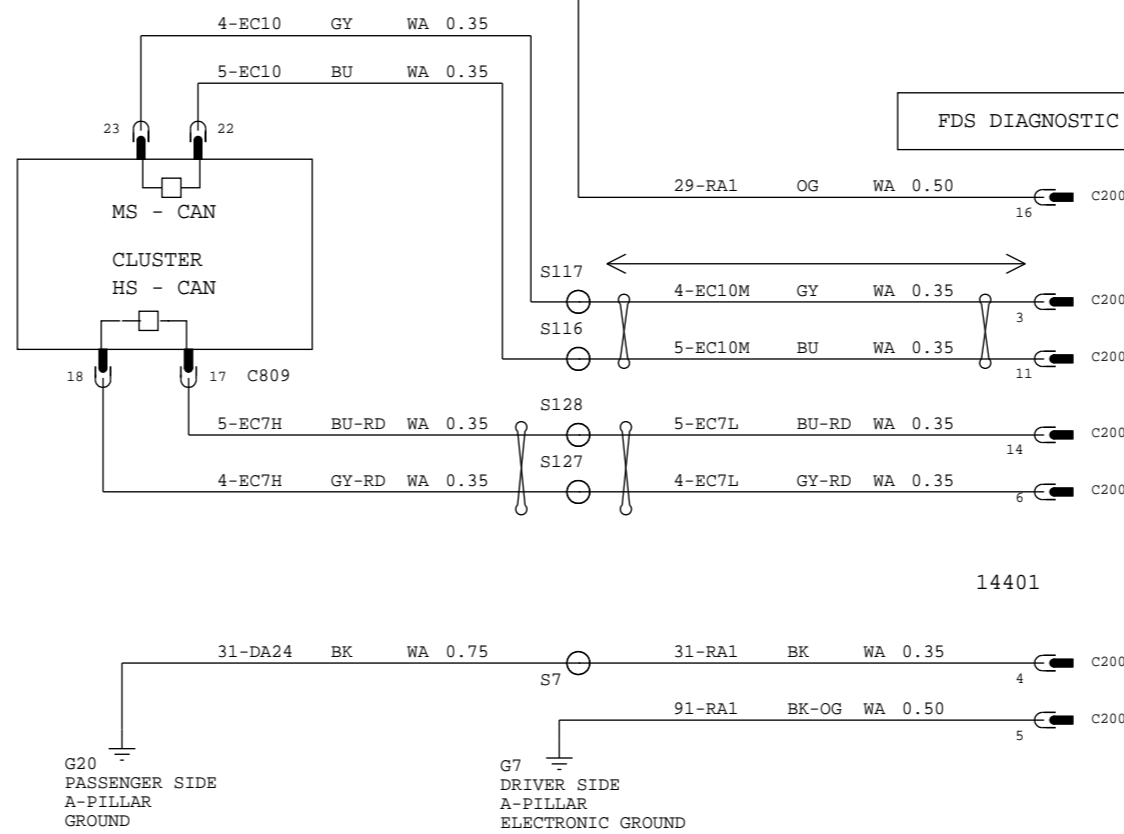
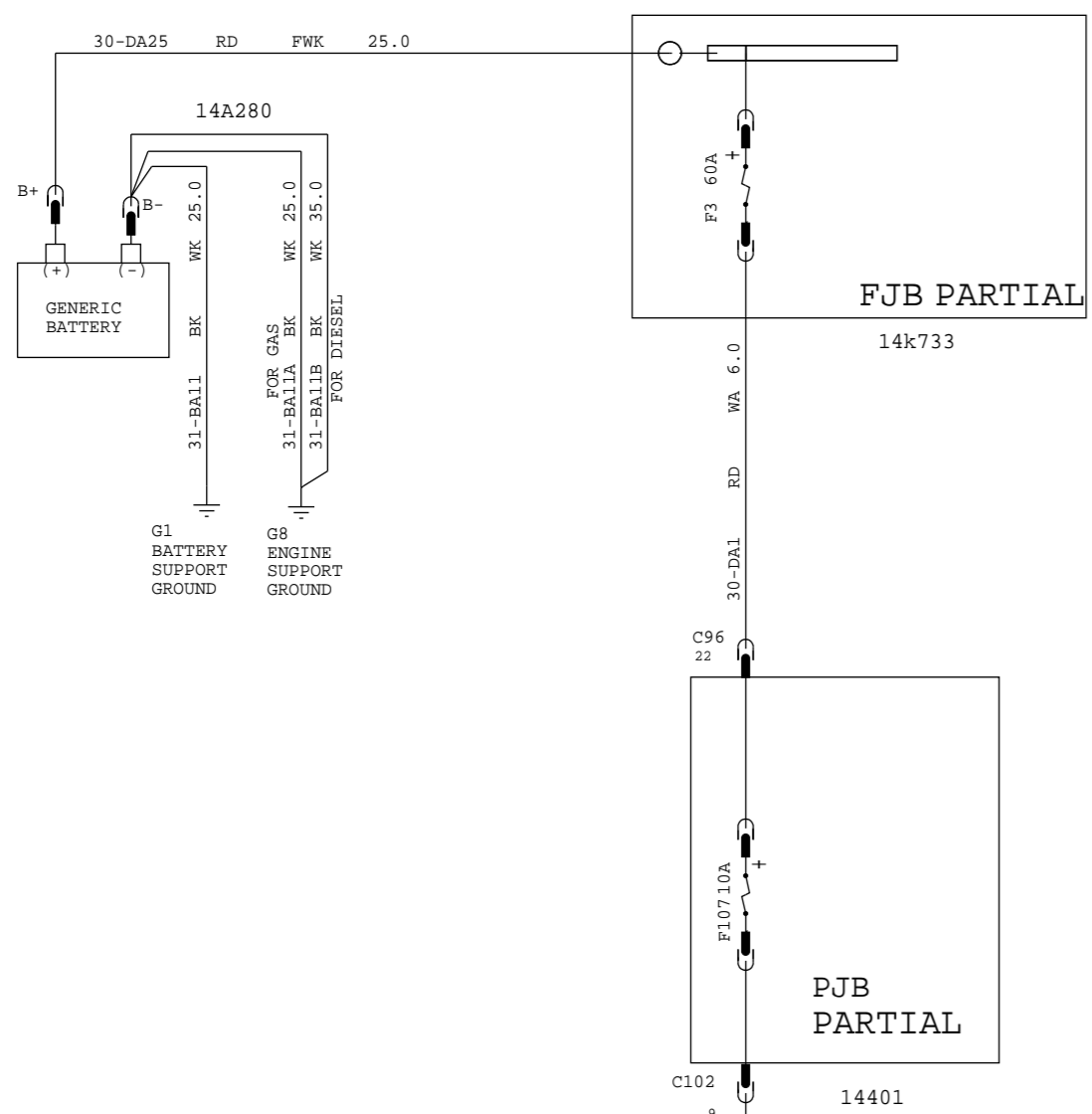
MY 2010 C307 BRAKE SHIFT INTERLOCK



VEHICLE PROGRAM: MY 2010 C307		POWER DISTRIBUTION	
REVISION:01		REVISION DATE:10909	
REFERENCE		EE00-E-12277984-000	
PART MUST COMPLY WITH MATERIAL SPECIFICATION WSS-M99P9999-A1 TO HELP SAFEGUARD HEALTH, SAFETY AND THE ENVIRONMENT.			
DRAFTED IN ACCORDANCE WITH FAO ENGINEERING DRAFTING STANDARD CURRENT AT INITIAL RELEASE		DRWG STATUS: 9-18-2009_20:11	
SIZE: A2			
CAD TYPE	CAD LOC.	CAD FILE:	<input type="checkbox"/> DATA
X	CADLOC	PH8M5T-70015-AD	<input checked="" type="checkbox"/> IS MASTER
OPER.NO.	UNIT	DRAWING	PH8M5T-70000-AD
DESIGN	DETAIL	TITLE:SHMTC CONFIRURATION CONTR	SHT 23
VYUEKSEL	VYUEKSEL	<IGNITION SWITCH BRAKE SHIFT INTERLOCK>	OF 132
CHECKED	SAFETY		RH
NSAHINTU			SHOWN
SCALE	START DATE	DIVISION: EESE	Ford
01	100901	PLANT	

MY 2010 C307 DIAGNOSTIC CONNECTOR

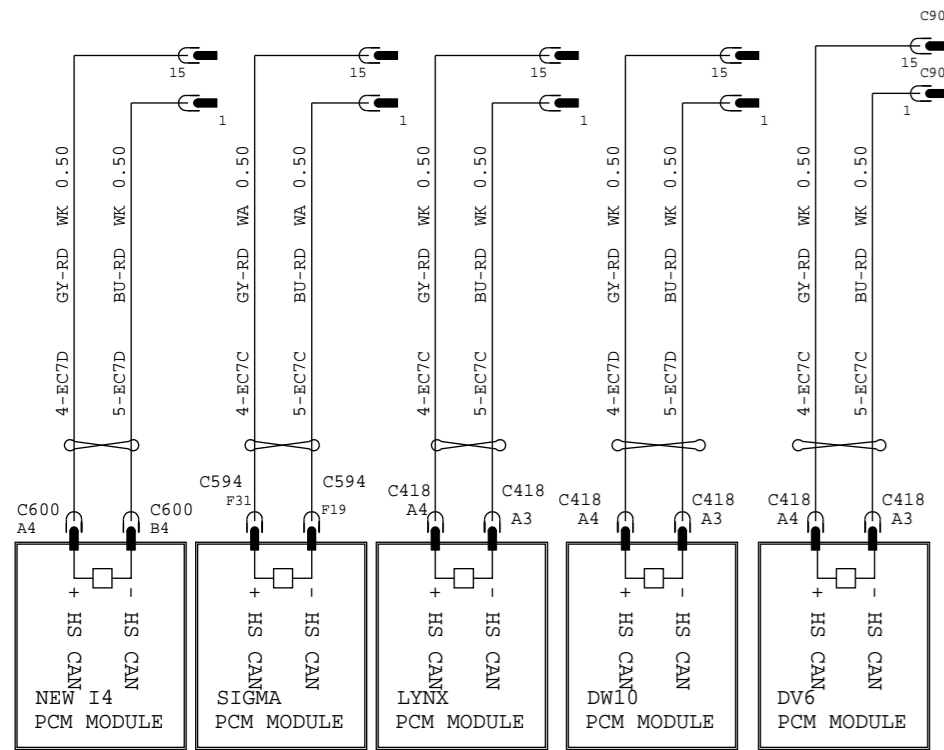
14K733



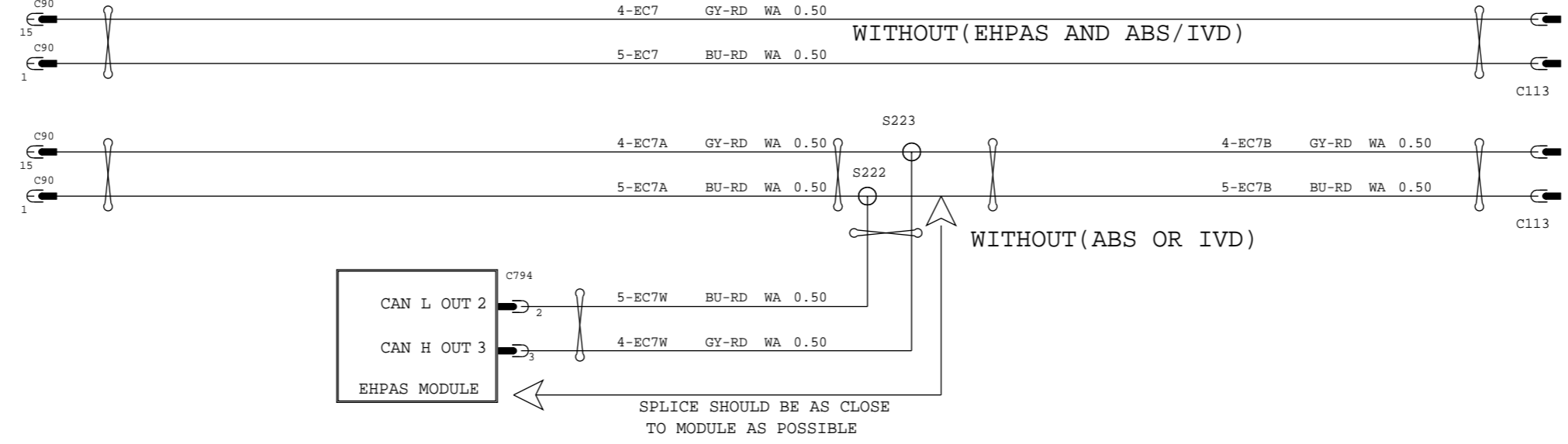
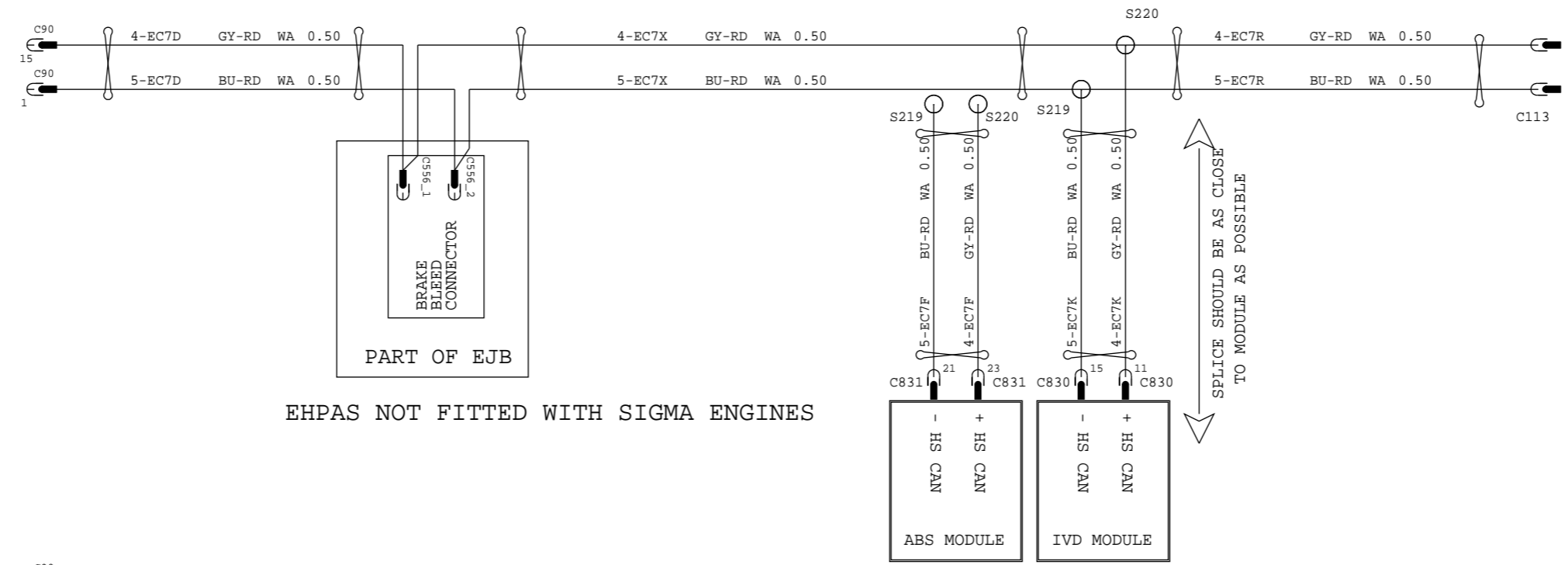
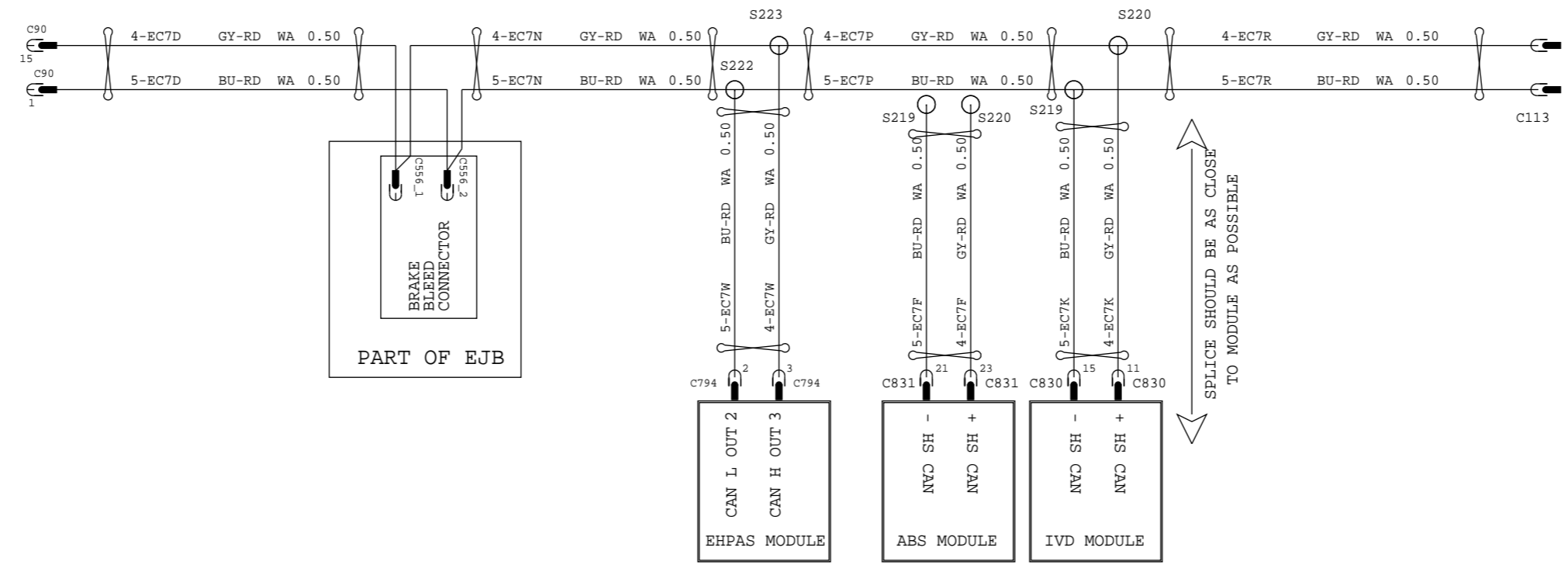
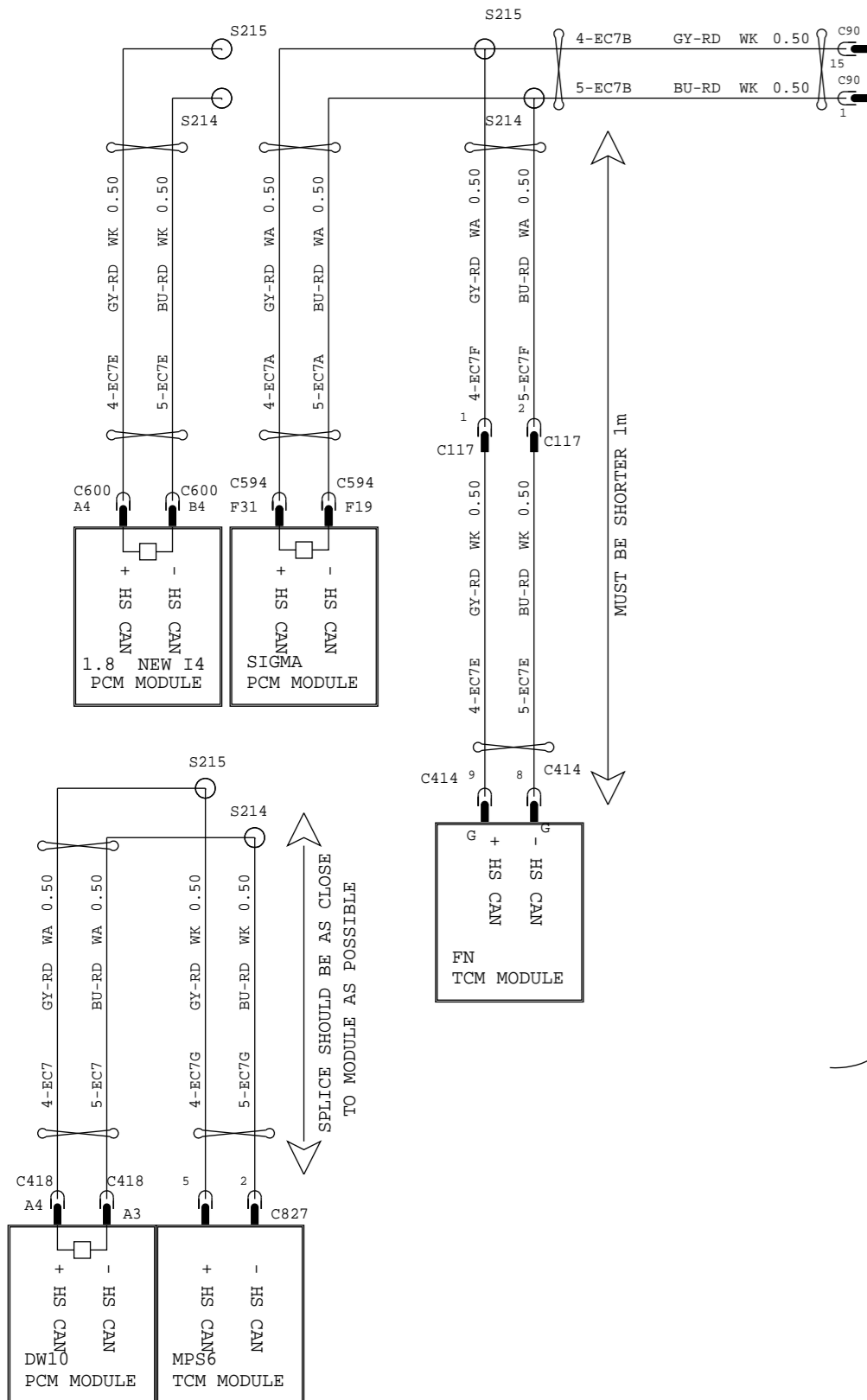
SPLICES S116, S117, S127 & S128 SHOULD BE AS CLOSE TO THE OBD CONNECTOR AS POSSIBLE

VEHICLE PROGRAM: MY 2010 C307			
POWER DISTRIBUTION		REVISION DATE: 10909	
REVISION: 01	REFERENCE: EE00-E-12277984-000		
PART MUST COMPLY WITH MATERIAL SPECIFICATION WSS-M99P9999-A1 TO HELP SAFEGUARD HEALTH, SAFETY AND THE ENVIRONMENT.			
DRAFTED IN ACCORDANCE WITH FAO ENGINEERING DRAFTING STANDARD CURRENT AT INITIAL RELEASE		DRWG STATUS: 9-18-2009_20:13 SIZE: A2	
CAD TYPE: X	CAD LOC: CADLOC	CAD FILE: PH8M5T-70016-AD	DATA IS MASTER
OPER. NO.	UNIT	DRAWING: PH8M5T-70000-AD	
DESIGN: VYUEKSEL	DETAIL: VYUEKSEL	TITLES: MTC CONFIRURATION CONTR	SHT 24 OF 132
CHECKED: NSAHINTU	SAFETY	<DIAGNOSTICS>	RH SHOWN
SCALE: 01	START DATE: 100901	DIVISION: EESE	PLANT: Ford

MANUAL



AUTOMATIC

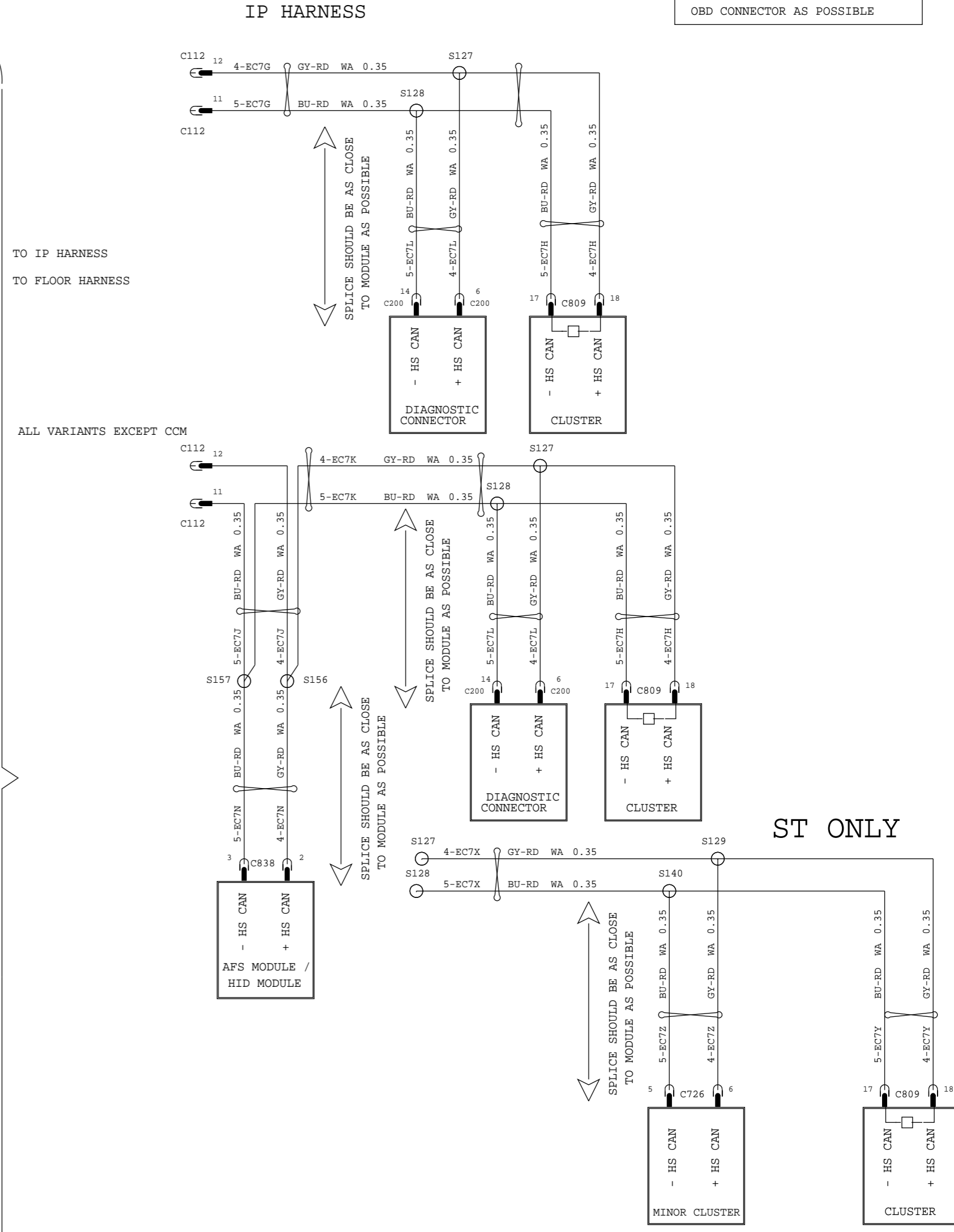
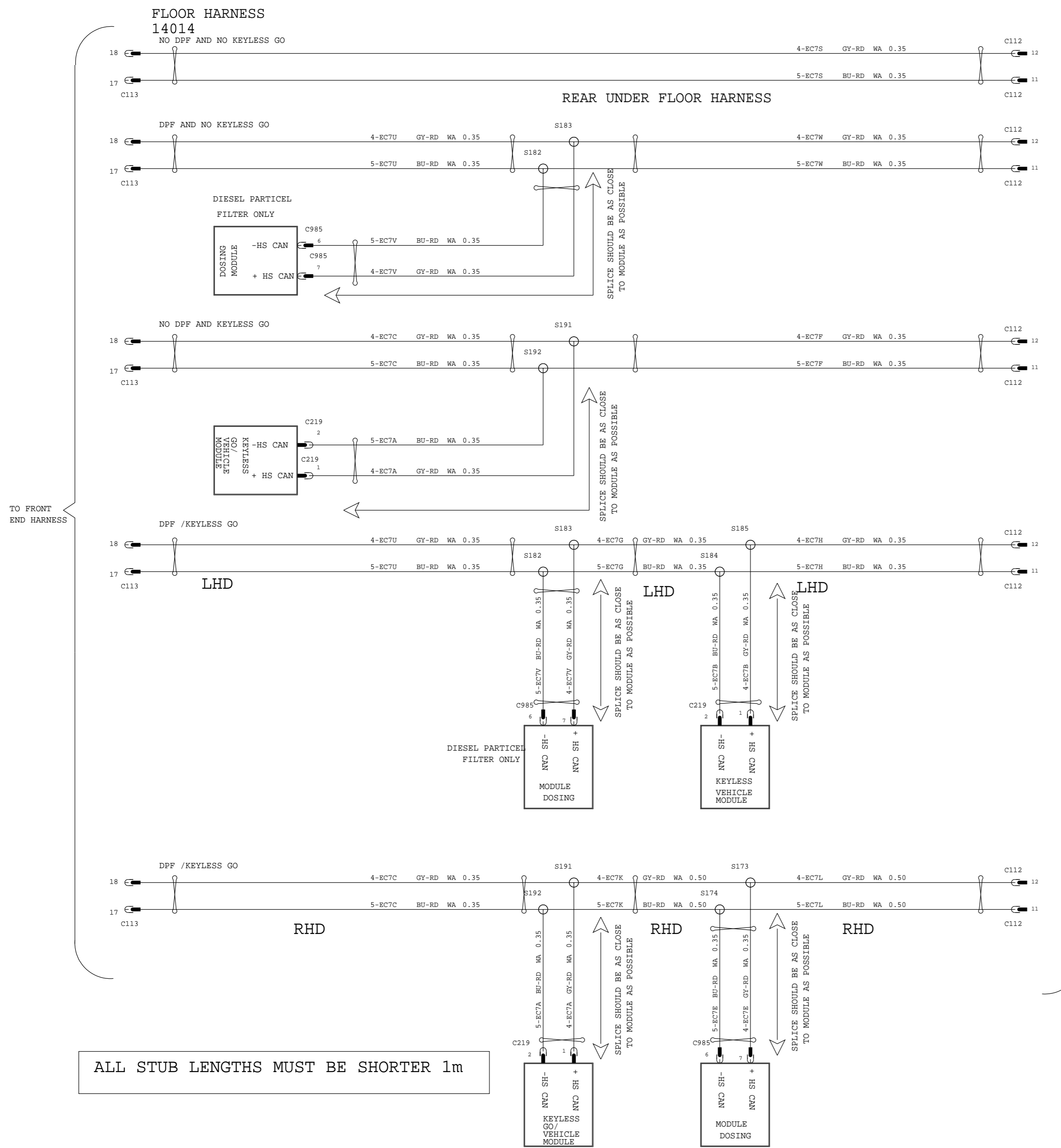


TO FLOOR HARNESS
ALL VARIANTS EXCEPT CCM

VEHICLE PROGRAM: MY 2010 C307		POWER DISTRIBUTION	
REVISION:01		REVISION DATE:10909	
REFERENCE		EE00-E-12277984-000	
PART MUST COMPLY WITH MATERIAL SPECIFICATION WSS-M99P9999-A1 TO HELP SAFEGUARD HEALTH, SAFETY AND THE ENVIRONMENT.			
DRAFTED IN ACCORDANCE WITH FAO ENGINEERING DRAFTING STANDARD CURRENT AT INITIAL RELEASE		DRWG STATUS: 9-18-2009_20:14	
CAD TYPE	CAD LOC.	CAD FILE:	DATA IS MASTER
X	CADLOC	PH8M5T-70016-BD	
OPER.NO.	UNIT	DRAWING PH8M5T-70000-AD	
DESIGN	DETAIL	TITLESHMTC CONFIRURATION CONTR	SHT 25
VYUEKSEL	VYUEKSEL	<HS CAN BUS	OF 132
CHECKED	SAFETY	PART 1 - FRONT END>	
NSAHINTU			RH SHOWN
SCALE	START DATE	DIVISION: EESE	Ford
01	100901	PLANT	

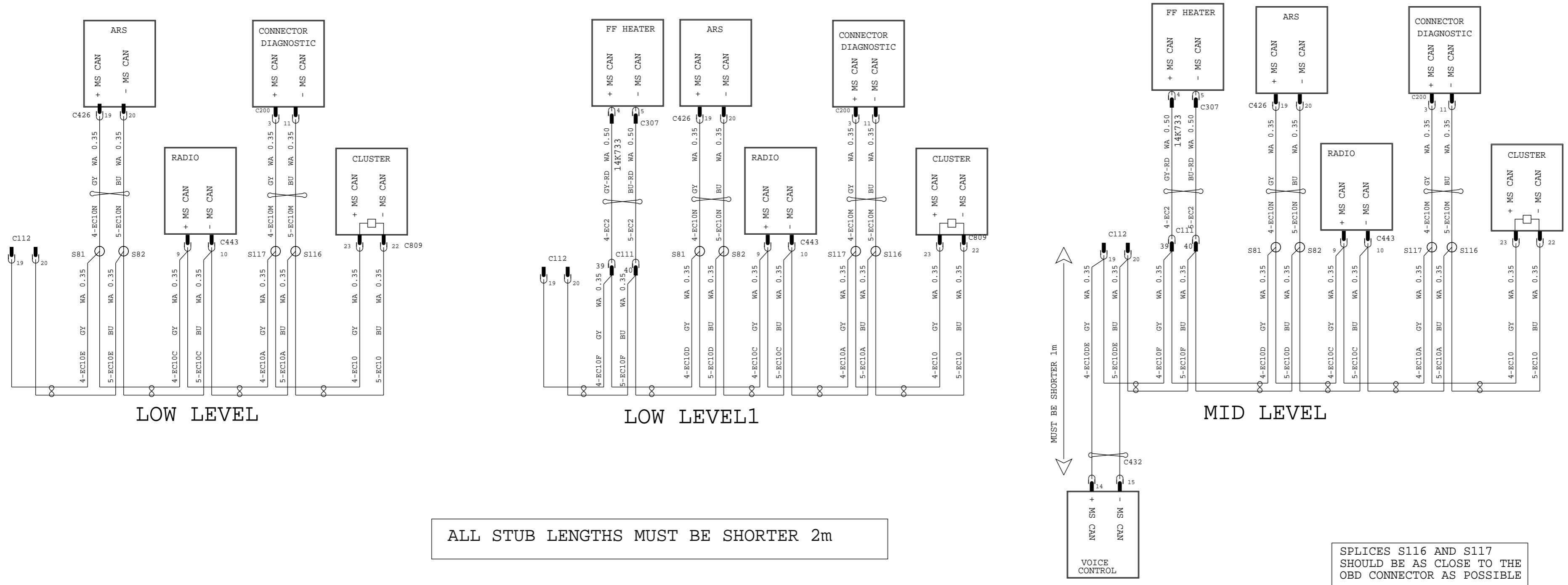
MY 2010 C307 HIGH SPEED CAN BUSBODY AND IP COMPLEXITY PART 2

SPLICES S116, S117, S127 & S128 SHOULD BE AS CLOSE TO THE OBD CONNECTOR AS POSSIBLE

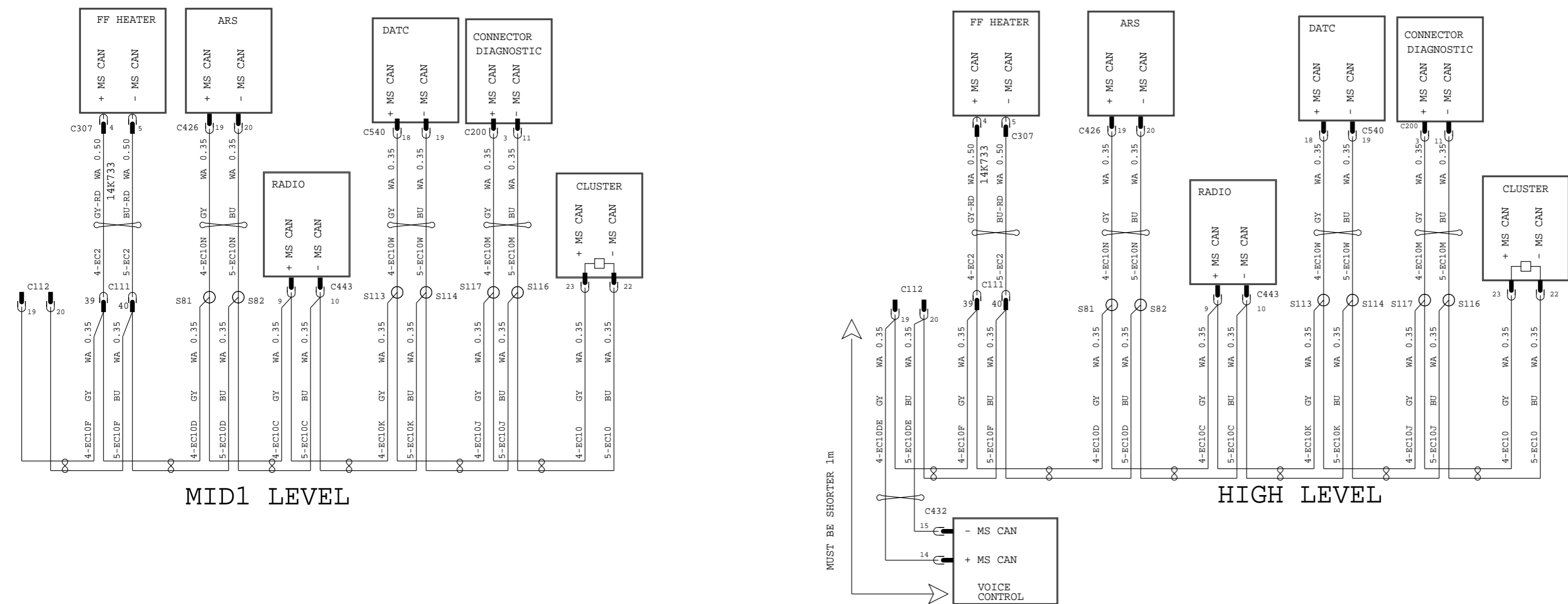


VEHICLE PROGRAM: MY 2010 C307			
POWER DISTRIBUTION			
REVISION:01		REVISION DATE:210909	
REFERENCE EE00-E-12277984-000			
PART MUST COMPLY WITH MATERIAL SPECIFICATION WSS-M99P9999-A1 TO HELP SAFEGUARD HEALTH, SAFETY AND THE ENVIRONMENT.			
DRAFTED IN ACCORDANCE WITH FAO ENGINEERING DRAFTING STANDARD CURRENT AT INITIAL RELEASE		DRWG STATUS: 9-18-2009_20:15	
SCALE: 01		SIZE: A2	
CAD TYPE: X	CAD LOC: CADLOC	CAD FILE: PH8M5T-70016-CD	DATA IS MASTER
OPER. NO.	UNIT	DRAWING PH8M5T-70000-AD	
DESIGN: VYUEKSEL	DETAIL: VYUEKSEL	TITLES: HMTIC CONFIRURATION CONTR	SHT 26 OF 132
CHECKED: NSAHINTU	SAFETY	<HS CAN BUS PART 2 - BODY>	
SCALE: 01	START DATE: 100901	DIVISION: EESE	Ford

MY 2010 C307 MID SPEED CAN BUS IP COMPLEXITY LHD

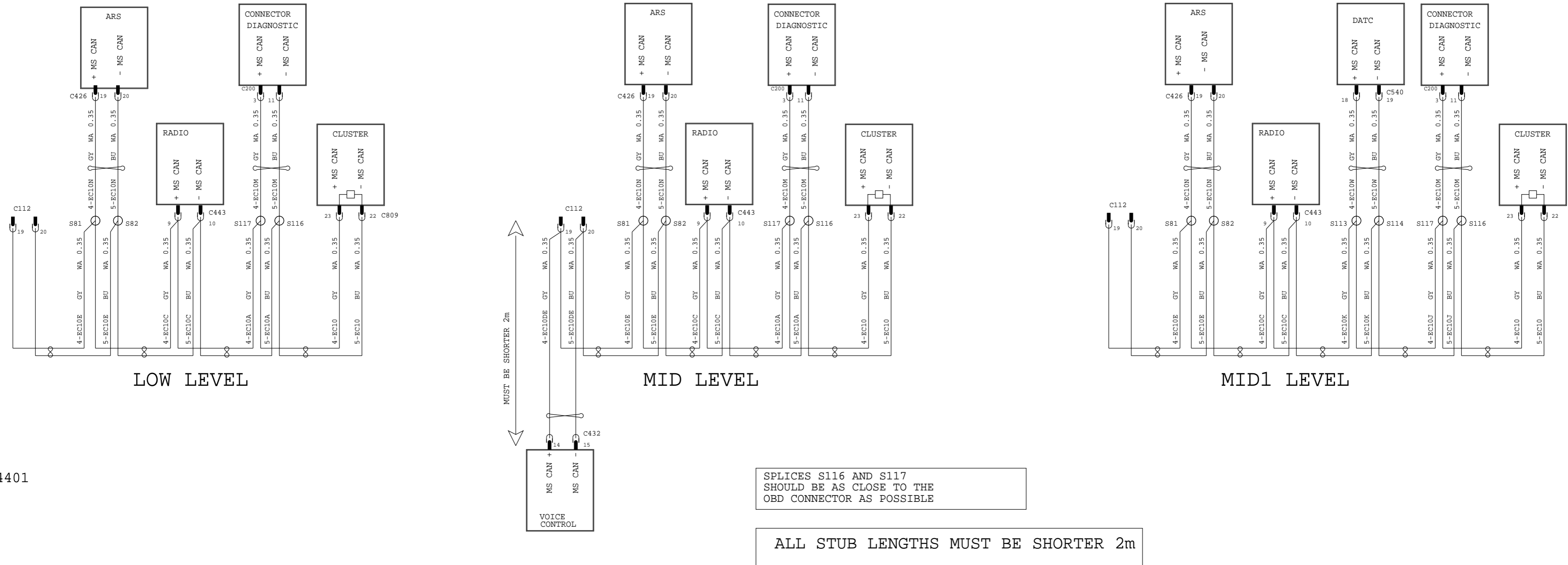


ALL STUB LENGTHS MUST BE SHORTER 2m

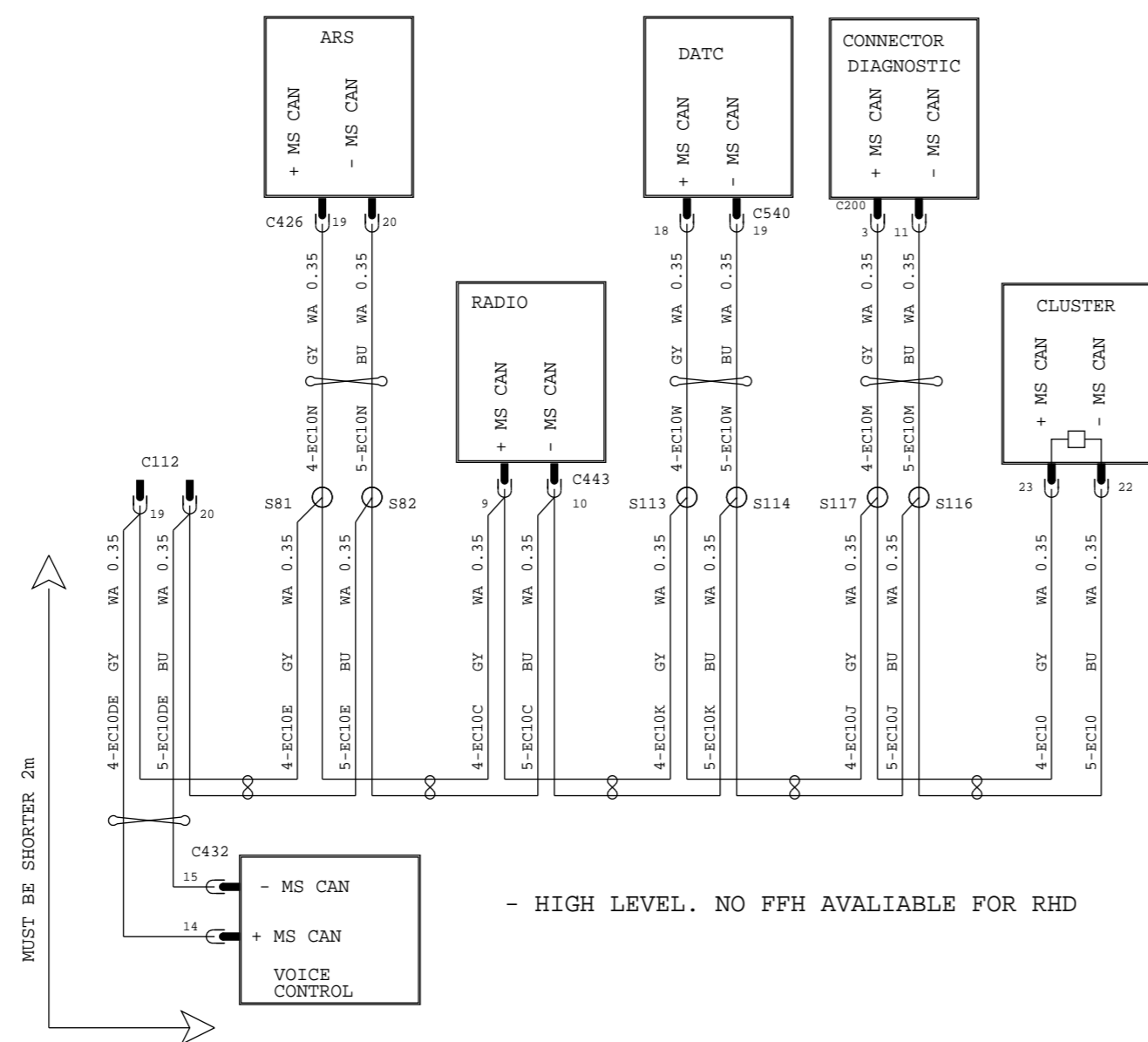


VEHICLE PROGRAM: MY 2010 C307		POWER DISTRIBUTION	
REVISION:01		REVISION DATE:210909	
REFERENCE EE00-E-12277984-000			
PART MUST COMPLY WITH MATERIAL SPECIFICATION WSS-M99P9999-A1 TO HELP SAFEGUARD HEALTH, SAFETY AND THE ENVIRONMENT.			
DRAFTED IN ACCORDANCE WITH FAO ENGINEERING DRAFTING STANDARD CURRENT AT INITIAL RELEASE		DRWG STATUS: 9-18-2009_20:18	
SCALE 01		SIZE: A2	
CAD TYPE	CAD LOC.	CAD FILE:	DATA IS MASTER
X	CADLOC	PH8M5T-70016-DD	
OPER. NO.	UNIT	DRAWING PH8M5T-70000-AD	
DESIGN	DETAIL	TITLESHTC CONFIRUATION CONTR	SHT 27
VYUEKSEL	VYUEKSEL	<MS CAN BUS IP COMPLEXITY, LHD>	OF 132
CHECKED	SAFETY		RH
NSAHINTU			SHOWN
SCALE	START DATE	DIVISION: EESE	Ford
01	100901	PLANT	

MY 2010 C307 MID SPEED CAN BUS IP COMPLEXITY RHD



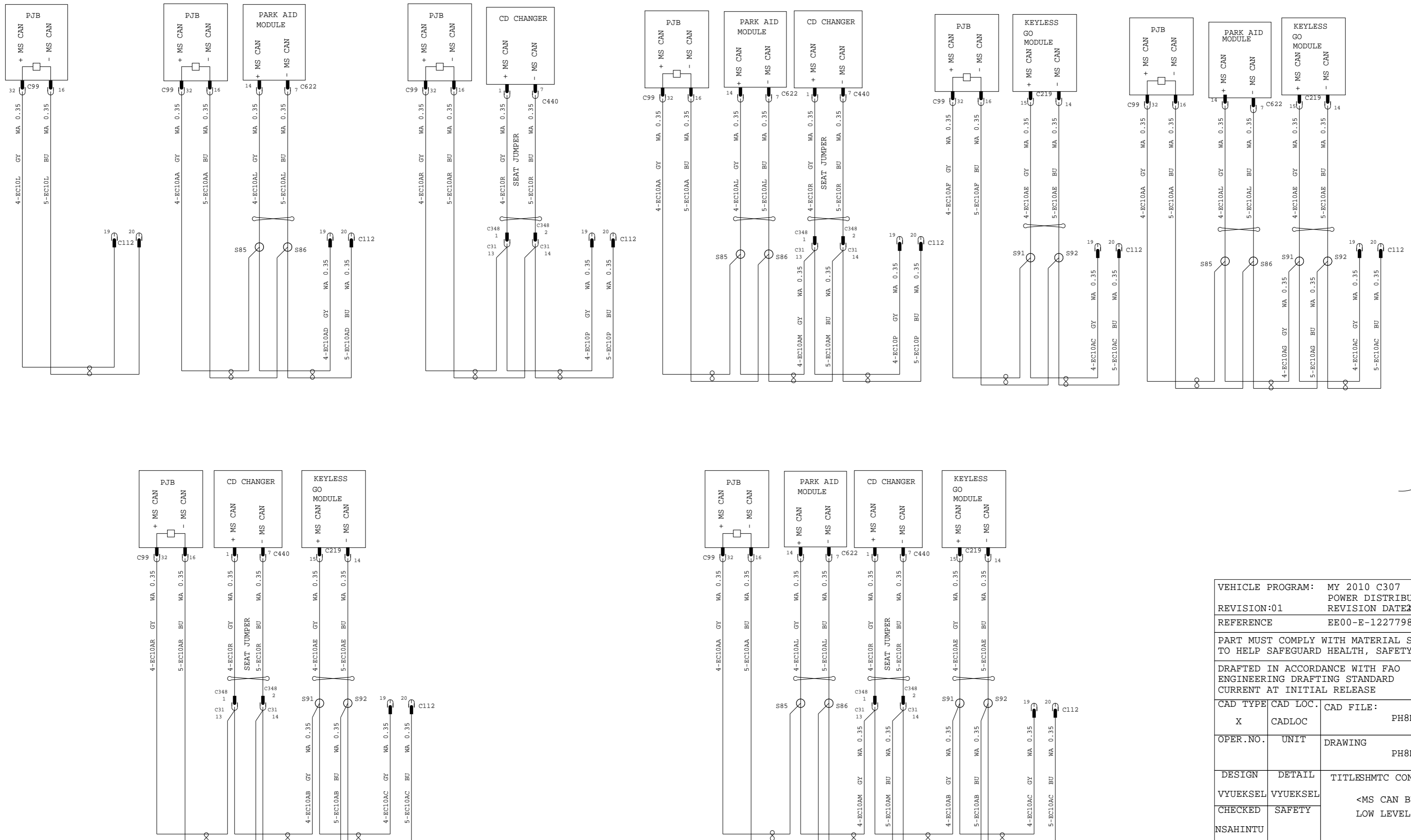
14014 } 14401



VEHICLE PROGRAM: MY 2010 C307			
REVISION:01		POWER DISTRIBUTION	
REFERENCE		REVISION DATE:210909	
REFERENCE EE00-E-12277984-000			
PART MUST COMPLY WITH MATERIAL SPECIFICATION WSS-M99P9999-A1 TO HELP SAFEGUARD HEALTH, SAFETY AND THE ENVIRONMENT.			
DRAFTED IN ACCORDANCE WITH FAO ENGINEERING DRAFTING STANDARD CURRENT AT INITIAL RELEASE		DRWG STATUS: 9-18-2009_20:19	
SIZE: A2			
CAD TYPE	CAD LOC.	CAD FILE:	DATA
X	CADLOC	PH8M5T-70016-ED	IS MASTER
OPER. NO.	UNIT	DRAWING	
		PH8M5T-70000-AD	
DESIGN	DETAIL	TITLESHMTC CONFIRUGATION CONTR	SHT 28
VYUEKSEL	VYUEKSEL	<MS CAN BUS	OF 132
CHECKED	SAFETY	IP COMPLEXITY, RHD>	RH
NSAHINTU			SHOWN
SCALE	START DATE	DIVISION: EESE	Ford
01	100901	PLANT	

MY 2010 C307 MID SPEED CAN BUS FLOOR HARNESS COMPLEXITY LOW LEVEL NO DOOR CONTROL MODULES

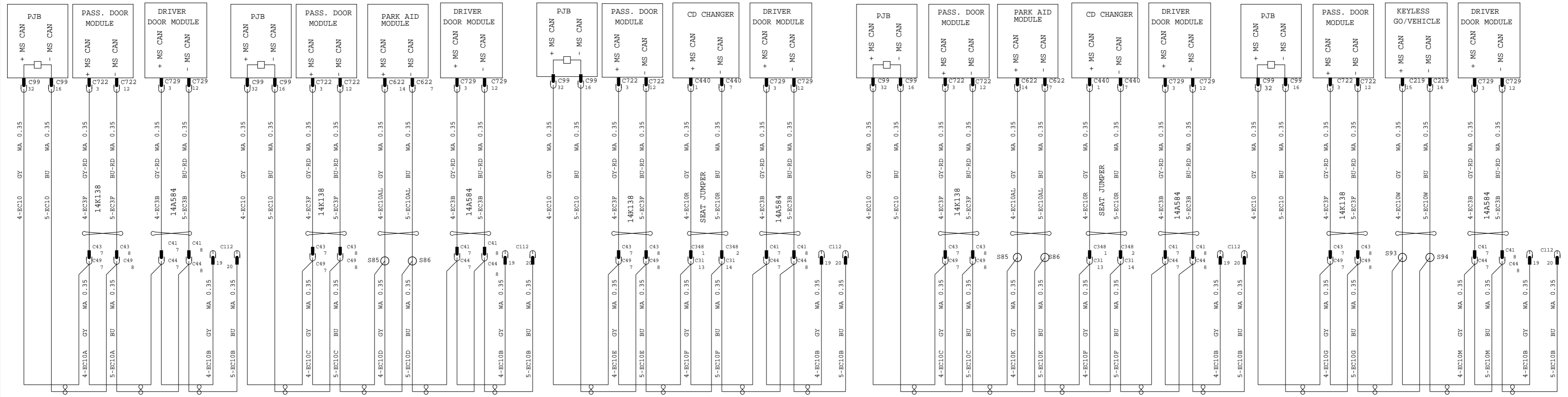
ALL STUB LENGTHS MUST BE SHORTER 2m



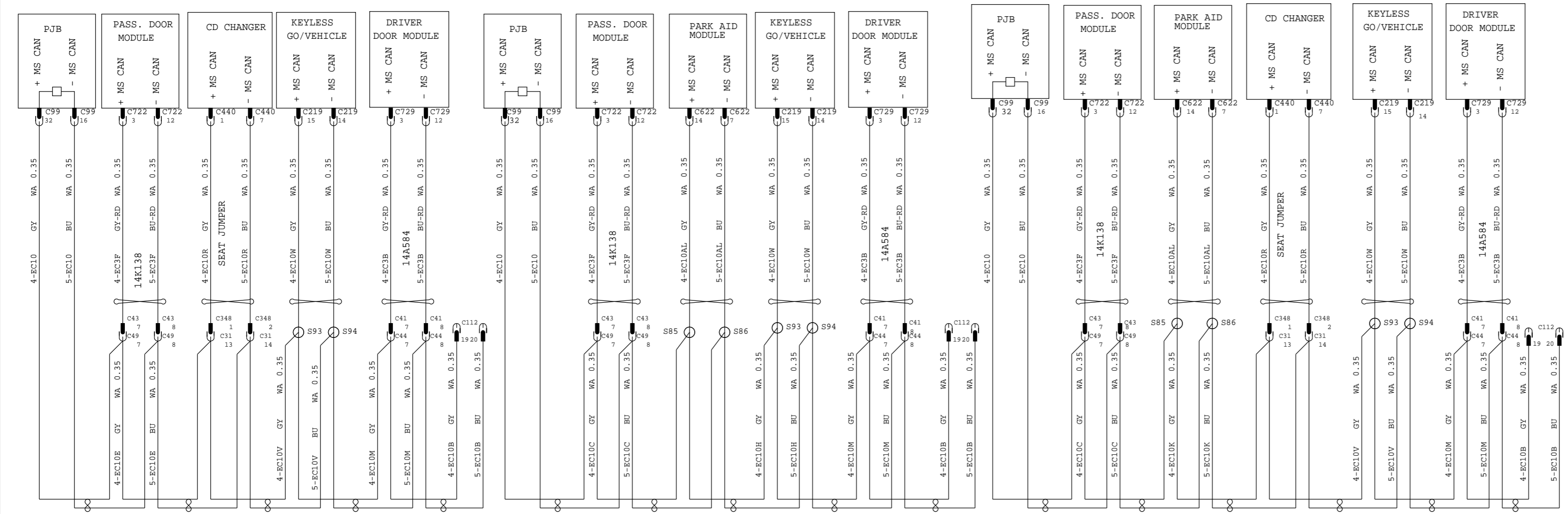
IP HARNESS
14401

VEHICLE PROGRAM: MY 2010 C307			
REVISION:01		POWER DISTRIBUTION	
REFERENCE		REVISION DATE:10909	
REFERENCE EE00-E-12277984-000			
PART MUST COMPLY WITH MATERIAL SPECIFICATION WSS-M99P9999-A1 TO HELP SAFEGUARD HEALTH, SAFETY AND THE ENVIRONMENT.			
DRAFTED IN ACCORDANCE WITH FAO ENGINEERING DRAFTING STANDARD CURRENT AT INITIAL RELEASE		DRWG STATUS: 9-18-2009_20:20	
SIZE: A2			
CAD TYPE	CAD LOC.	CAD FILE:	<input type="checkbox"/> DATA
X	CADLOC	PH8M5T-70016-FD	<input checked="" type="checkbox"/> IS MASTER
OPER.NO.	UNIT	DRAWING PH8M5T-70000-AD	
DESIGN	DETAIL	TITLE:SHMTC CONFIRURATION CONTR	SHT 29
VYUEKSEL	VYUEKSEL	<MS CAN BUS	OF 132
CHECKED	SAFETY	LOW LEVEL FLOOR>	RH
NSAHINTU			SHOWN
SCALE	START DATE	DIVISION: EESE	Ford
01	100901	PLANT	

MID SPEED CAN BUS FLOOR HARNESS COMPLEXITY
LHD WITH DCU

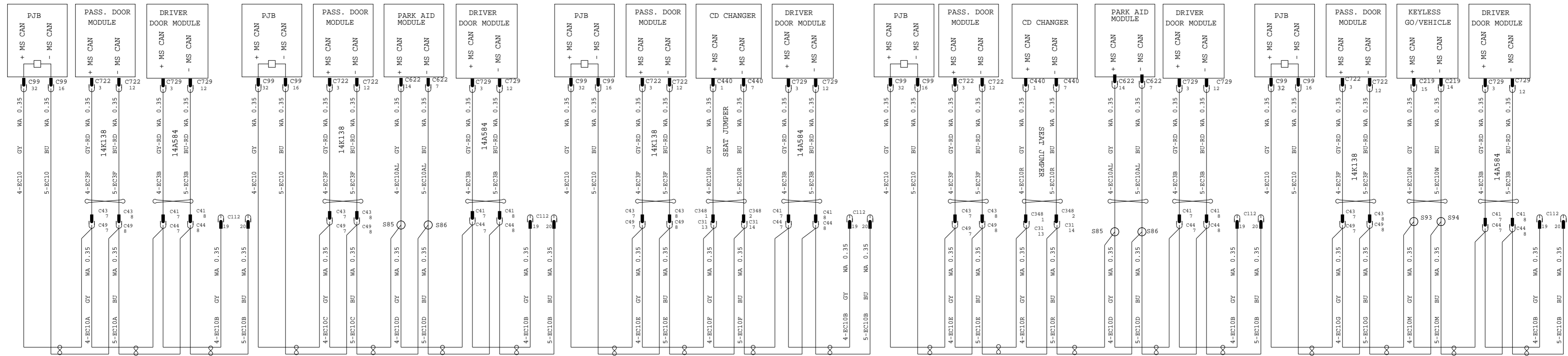


ALL STUB LENGTHS MUST BE SHORTER 2m

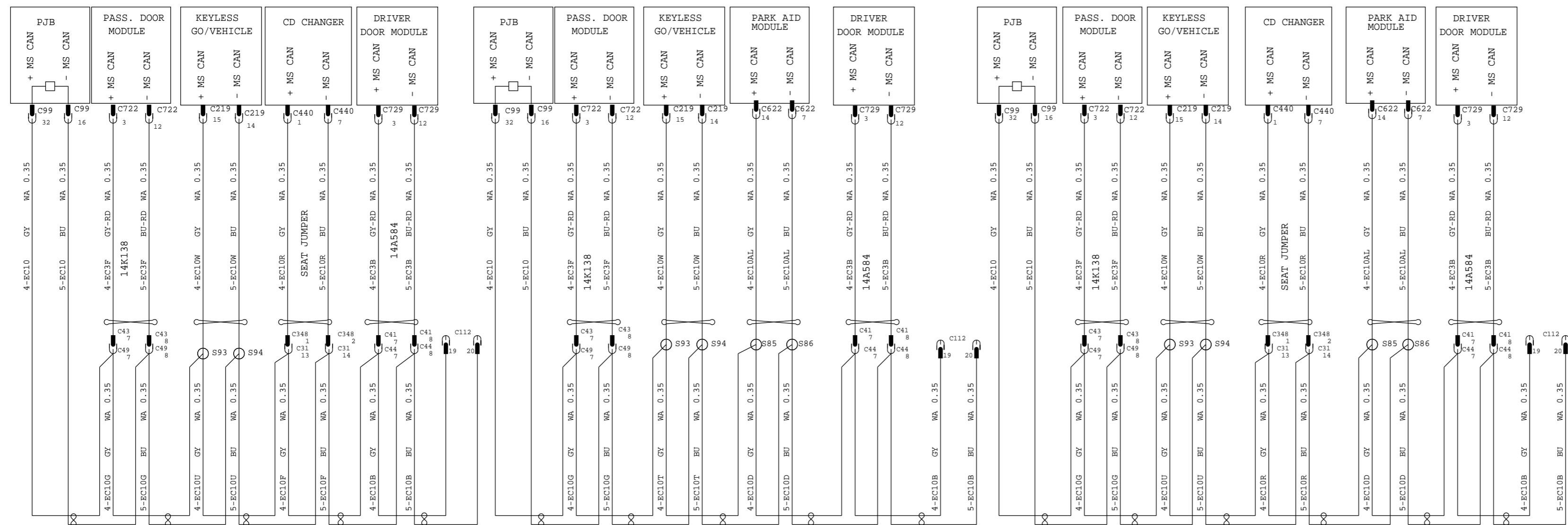


VEHICLE PROGRAM: MY 2010 C307		POWER DISTRIBUTION	
REVISION:01		REVISION DATE:210909	
REFERENCE		EE00-E-12277984-000	
PART MUST COMPLY WITH MATERIAL SPECIFICATION WSS-M99P9999-A1 TO HELP SAFEGUARD HEALTH, SAFETY AND THE ENVIRONMENT.			
DRAFTED IN ACCORDANCE WITH FAO ENGINEERING DRAFTING STANDARD CURRENT AT INITIAL RELEASE		DRWG STATUS: 9-18-2009_20:28	
CAD TYPE	CAD LOC.	CAD FILE:	DATA
X	CADLOC	PH8M5T-70016-GD	IS MASTER
OPER.NO.	UNIT	DRAWING	
		PH8M5T-70000-AD	
DESIGN	DETAIL	TITLE:SHMTC CONFIRURATION CONTR	SHT 30
VYUEKSEL	VYUEKSEL	<MS CAN BUS LHD BODY >	OF 132
CHECKED	SAFETY		RH
NSAHINTU			SHOWN
SCALE	START DATE	DIVISION: EESE	Ford
01	100901	PLANT	

MY 2010 C307
MID SPEED CAN BUS
FLOOR HARNESS COMPLEXITY RHD

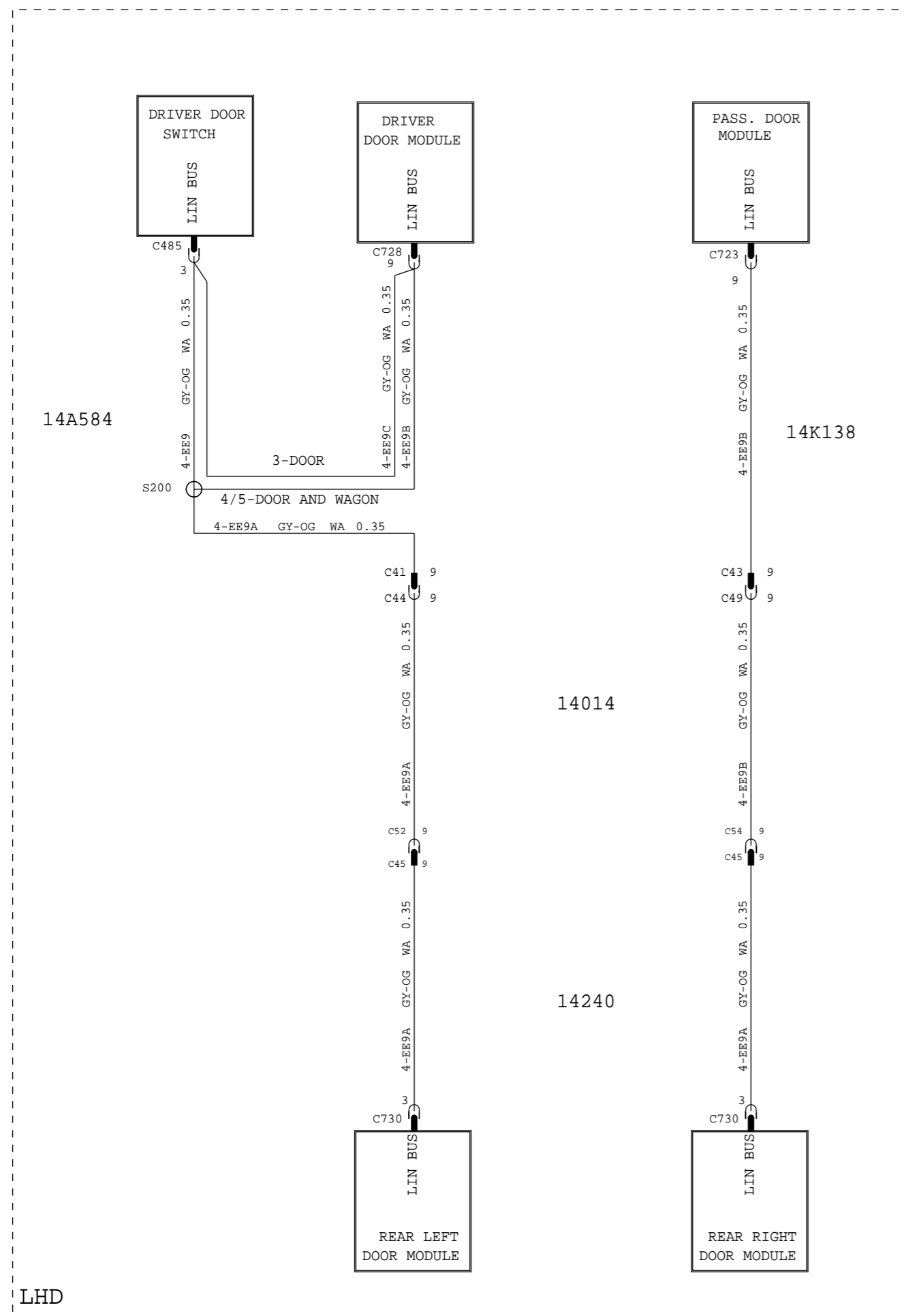


ALL STUB LENGTHS MUST BE SHORTER 2m

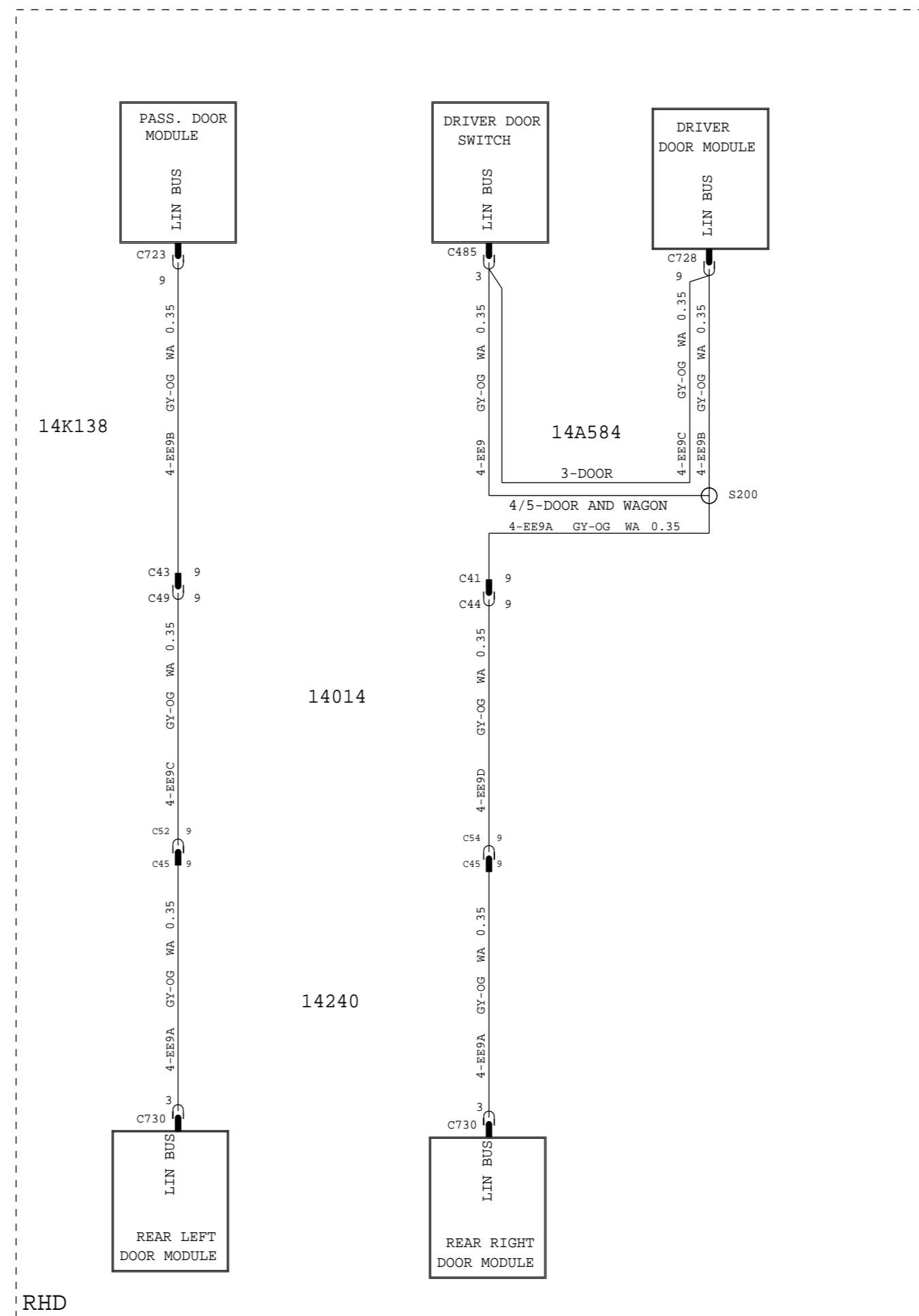


VEHICLE PROGRAM: MY 2010 C307		POWER DISTRIBUTION	
REVISION:01		REVISION DATE:10909	
REFERENCE		EE00-E-12277984-000	
PART MUST COMPLY WITH MATERIAL SPECIFICATION WSS-M99P9999-A1 TO HELP SAFEGUARD HEALTH, SAFETY AND THE ENVIRONMENT.			
DRAFTED IN ACCORDANCE WITH FAO ENGINEERING DRAFTING STANDARD CURRENT AT INITIAL RELEASE		DRWG STATUS: 9-18-2009_20:31	
CAD TYPE	CAD LOC.	CAD FILE:	DATA IS MASTER
X	CADLOC	PH8M5T-70016-HD	
OPER. NO.	UNIT	DRAWING PH8M5T-70000-AD	
DESIGN	DETAIL	TITLESHMTC CONFIRURATION CONTR	SHT 31
VYUEKSEL	VYUEKSEL	<MS CAN BUS	OF 132
CHECKED	SAFETY	RHD BODY>	RH
NSAHINTU			SHOWN
SCALE	START DATE	DIVISION: EESE	Ford
01	100901	PLANT	

MY 2010 C307 LIN BUS



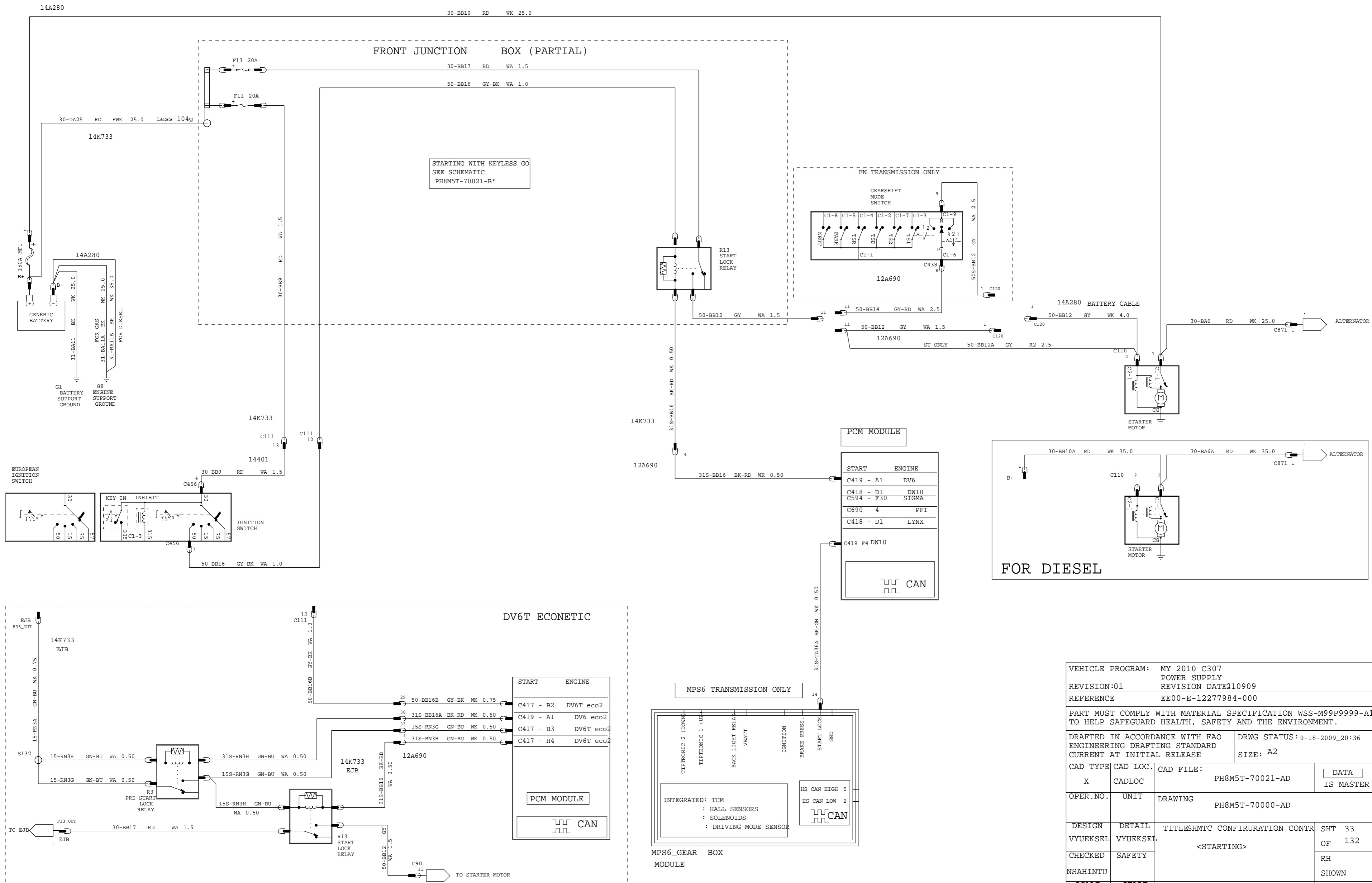
LHD



RHD

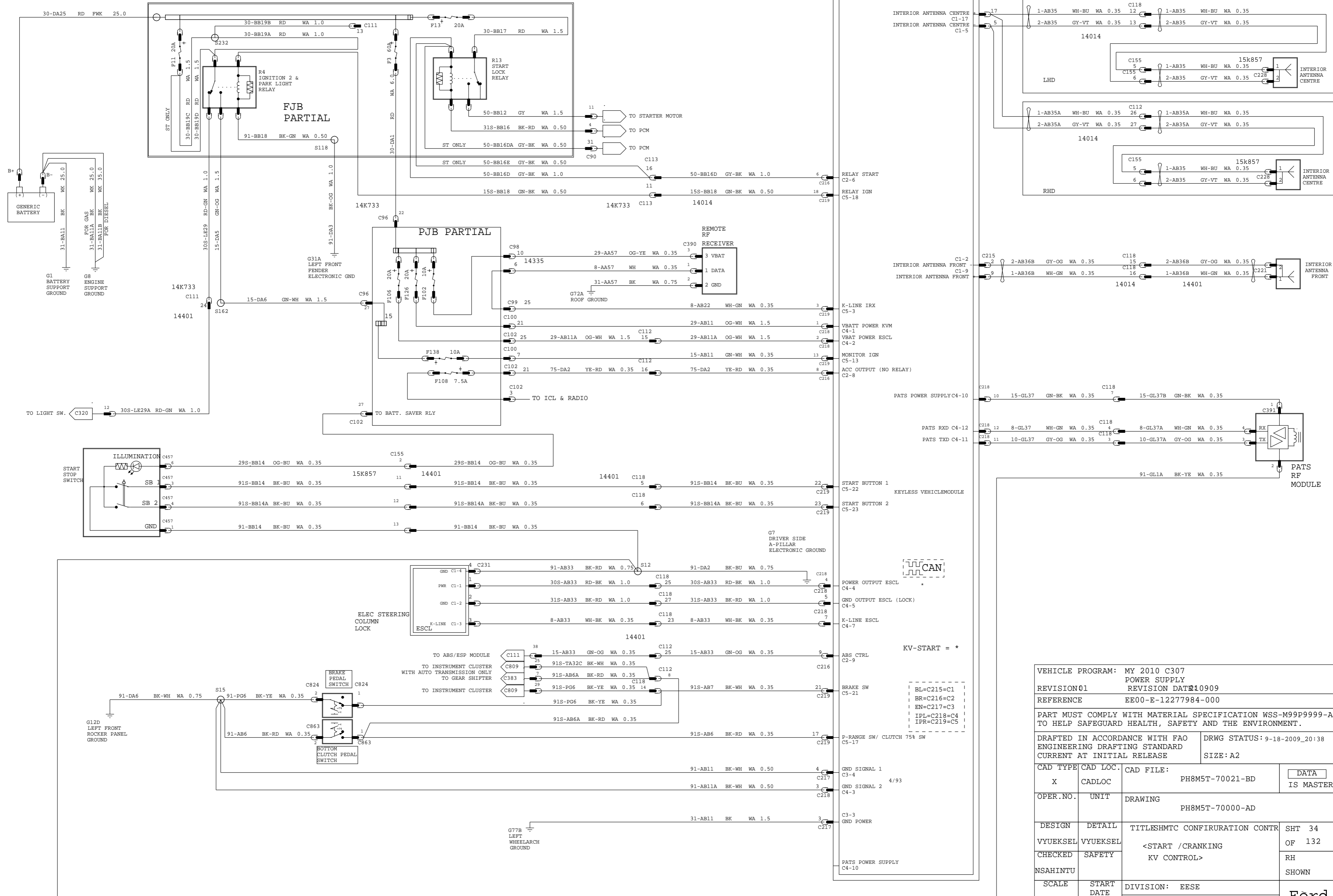
VEHICLE PROGRAM: MY 2010 C307			
REVISION:01		POWER DISTRIBUTION	
REFERENCE		REVISION DATE: 10909	
PART MUST COMPLY WITH MATERIAL SPECIFICATION WSS-M99P9999-A1 TO HELP SAFEGUARD HEALTH, SAFETY AND THE ENVIRONMENT.			
DRAFTED IN ACCORDANCE WITH FAO ENGINEERING DRAFTING STANDARD CURRENT AT INITIAL RELEASE		DRWG STATUS: SIZE: A2	
CAD TYPE	CAD LOC.	CAD FILE:	<input type="checkbox"/> DATA <input checked="" type="checkbox"/> IS MASTER
X	CADLOC	PH8M5T-70016-ID	
OPER.NO.	UNIT	DRAWING PH8M5T-70000-AD	
DESIGN	DETAIL	TITLESHTC CONFIRURATION CONTR	SHT 32
VYUEKSEL	VYUEKSEL	<LIN BUS>	OF 132
CHECKED	SAFETY		RH
NSAHINTU			SHOWN
SCALE	START DATE	DIVISION: EESE	Ford
01	100901	PLANT	

MY 2010 C307 STARTING



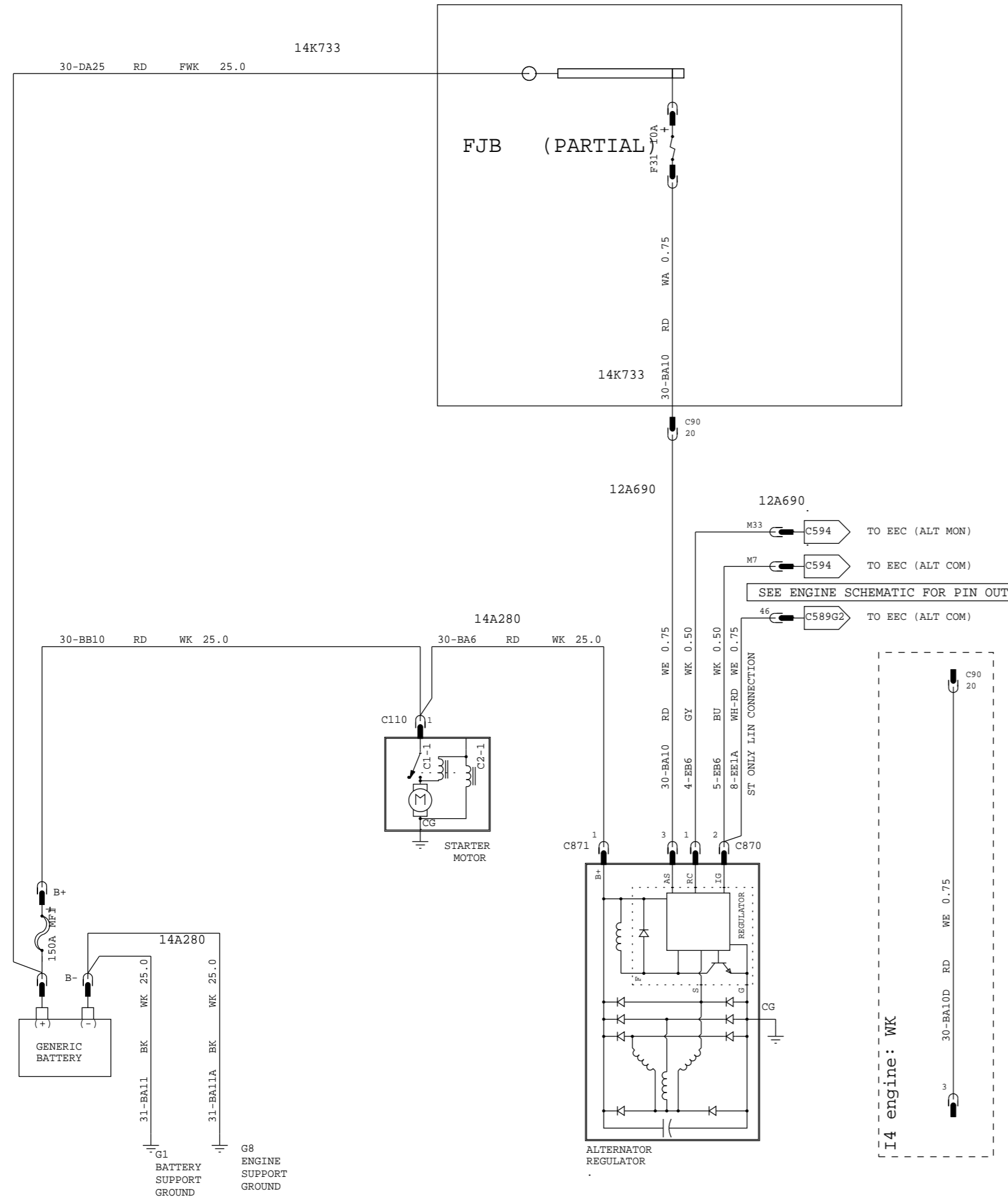
VEHICLE PROGRAM: MY 2010 C307			
REVISION:01		POWER SUPPLY REVISION DATE: 10909	
REFERENCE: EE00-E-12277984-000			
PART MUST COMPLY WITH MATERIAL SPECIFICATION WSS-M99P9999-A1 TO HELP SAFEGUARD HEALTH, SAFETY AND THE ENVIRONMENT.			
DRAFTED IN ACCORDANCE WITH FAO ENGINEERING DRAFTING STANDARD CURRENT AT INITIAL RELEASE		DRWG STATUS: 9-18-2009_20:36	
CAD TYPE	CAD LOC.	CAD FILE:	DATA IS MASTER
X	CADLOC	PH8M5T-70021-AD	
OPER. NO.	UNIT	DRAWING	PH8M5T-70000-AD
DESIGN	DETAIL	TITLE: SHMTC CONFIRURATION CONTR	SHT 33 OF 132
VYUEKSEL	VYUEKSEL	<STARTING>	RH SHOWN
CHECKED	SAFETY	DIVISION: EESE	
NSAHINTU		PLANT	Ford
SCALE	START DATE		
01	100901		

MY 2010 C307 START /CRANKING KV CONTROL

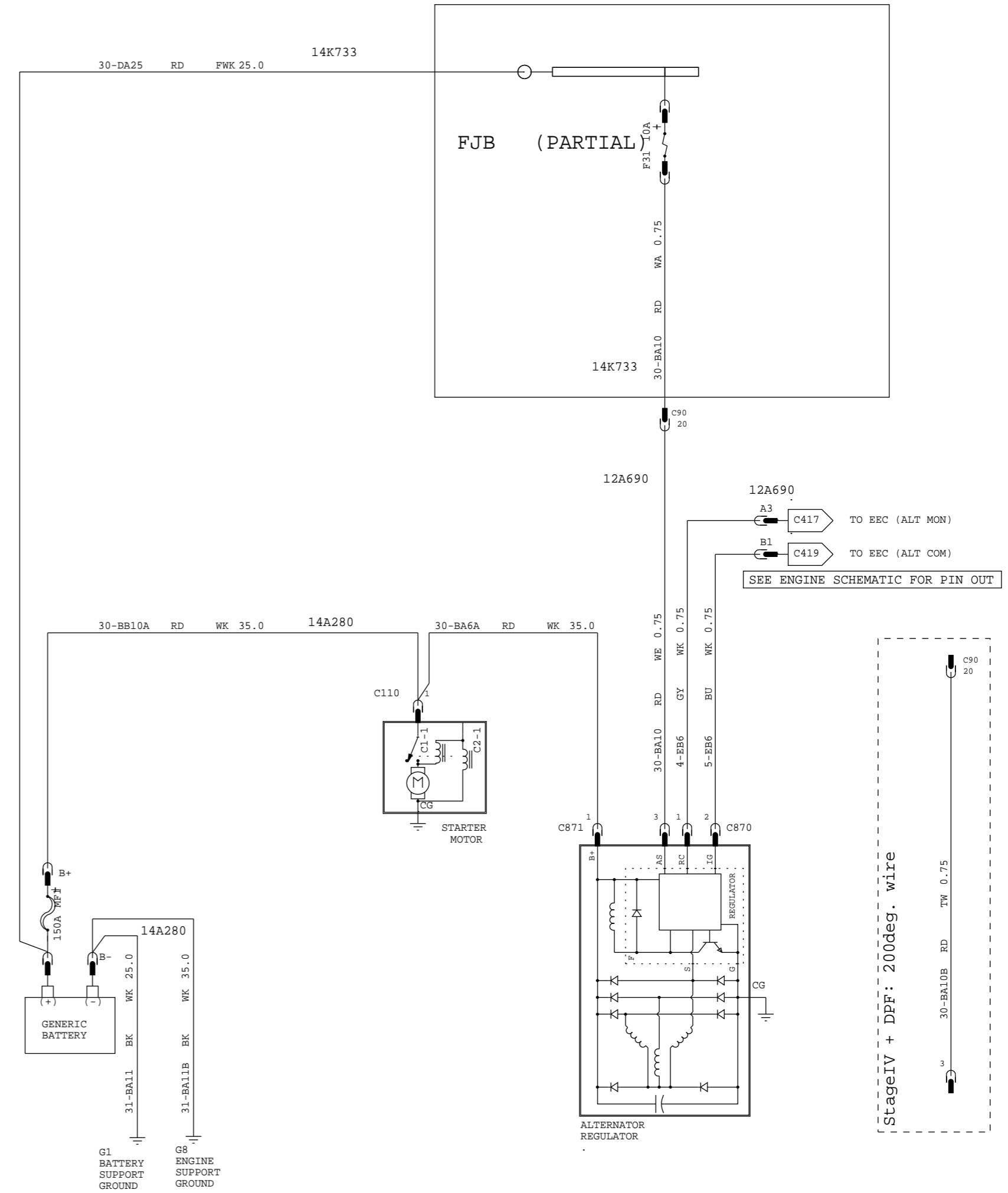


VEHICLE PROGRAM: MY 2010 C307		POWER SUPPLY	
REVISION 01		REVISION DATE: 10/09	
REFERENCE: EE00-E-12277984-000			
PART MUST COMPLY WITH MATERIAL SPECIFICATION WSS-M99P9999-A1 TO HELP SAFEGUARD HEALTH, SAFETY AND THE ENVIRONMENT.			
DRAFTED IN ACCORDANCE WITH FAO ENGINEERING DRAFTING STANDARD CURRENT AT INITIAL RELEASE		DRWG STATUS: 9-18-2009_20:38	
CAD TYPE: X	CAD LOC: CADLOC	CAD FILE: PH8M5T-70021-BD	DATA IS MASTER
OPER. NO.	UNIT	DRAWING: PH8M5T-70000-AD	
DESIGN: VYUEKSEL	DETAIL: VYUEKSEL	TITLE: SHMTC CONFIRURATION CONTR	SHT 34 OF 132
CHECKED: NSAHINTU	SAFETY: NSAHINTU	<START /CRANKING KV CONTROL>	
SCALE: 01	START DATE: 100901	DIVISION: EESE	PLANT: FORD

MY 2010 C307 CHARGING

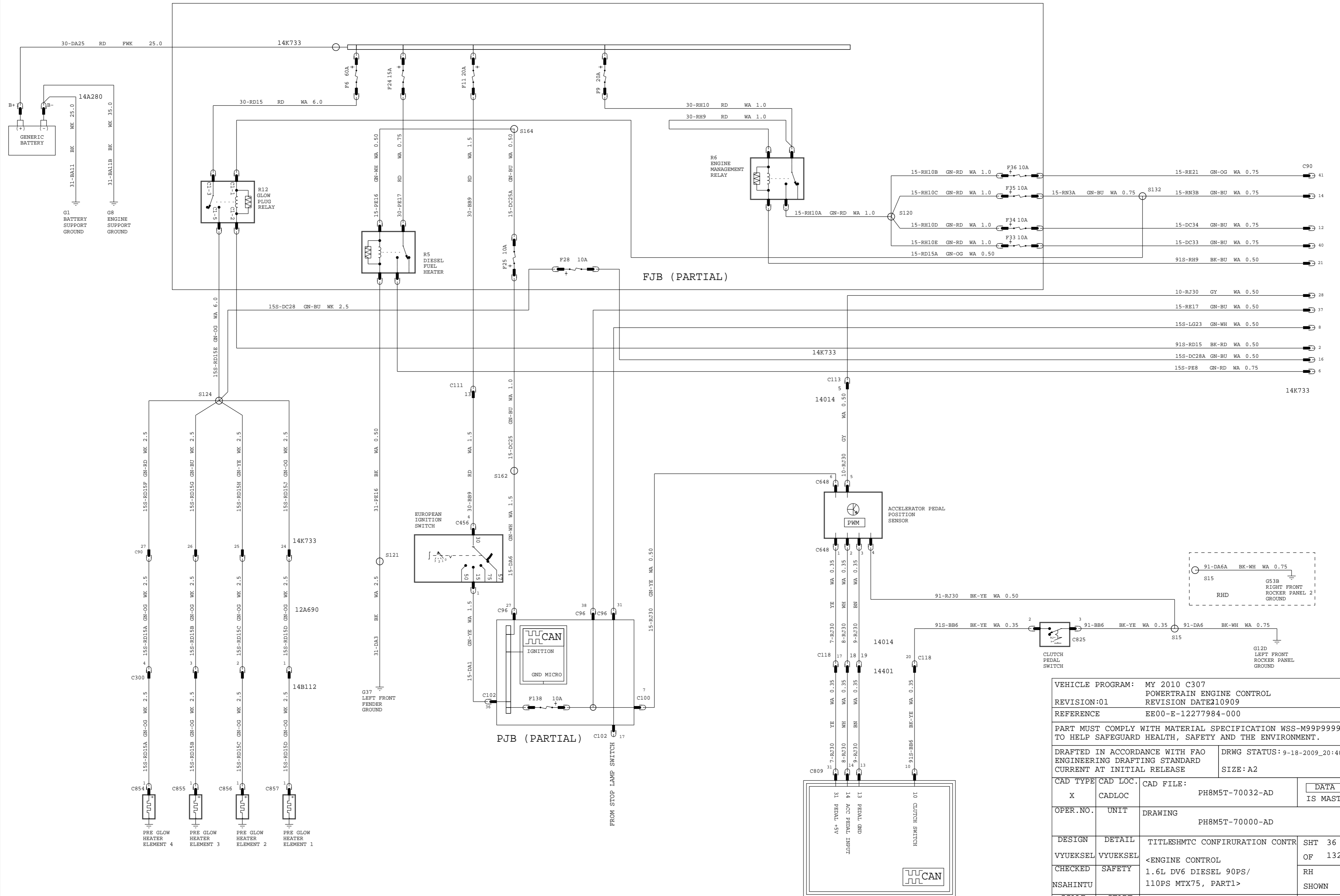


FOR GAS



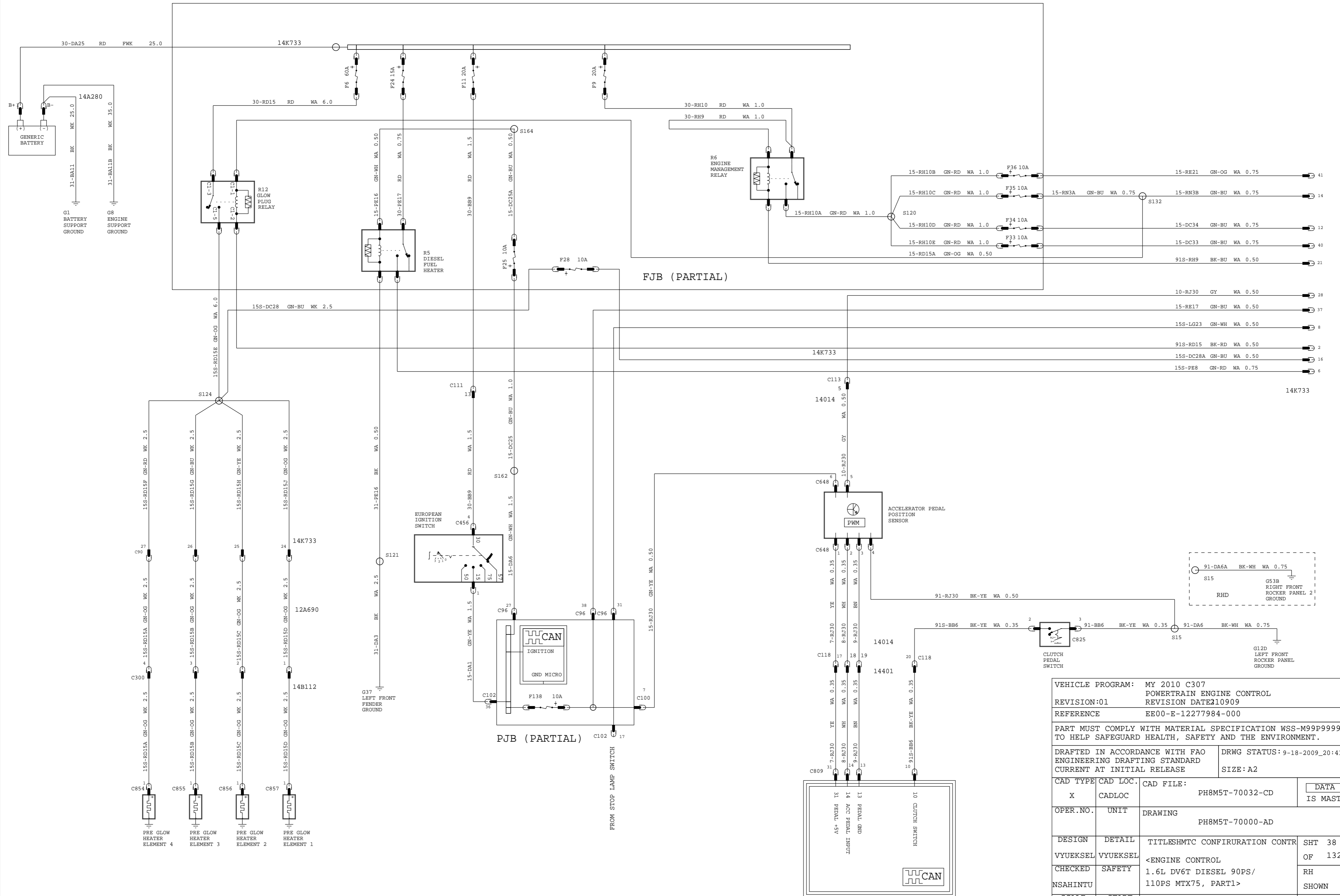
FOR DIESEL

VEHICLE PROGRAM: MY 2010 C307			
POWER SUPPLY		REVISION DATE: 10909	
REVISION: 01		REFERENCE: EE00-E-12277984-000	
PART MUST COMPLY WITH MATERIAL SPECIFICATION WSS-M99P9999-A1 TO HELP SAFEGUARD HEALTH, SAFETY AND THE ENVIRONMENT.			
DRAFTED IN ACCORDANCE WITH FAO ENGINEERING DRAFTING STANDARD CURRENT AT INITIAL RELEASE		DRWG STATUS: 9-18-2009_20:38	
SIZE: A2			
CAD TYPE	CAD LOC.	CAD FILE:	DATA IS MASTER
X	CADLOC	PH8M5T-70022-AD	
OPER. NO.	UNIT	DRAWING PH8M5T-70000-AD	
DESIGN	DETAIL	TITLESHTC CONFIRURATION CONTR	SHT 35
VYUEKSEL	VYUEKSEL	<CHARGING SMART CHARGING>	OF 132
CHECKED	SAFETY		RH
NSAHINTU			SHOWN
SCALE	START DATE	DIVISION: EESE	Ford
01	100901	PLANT	



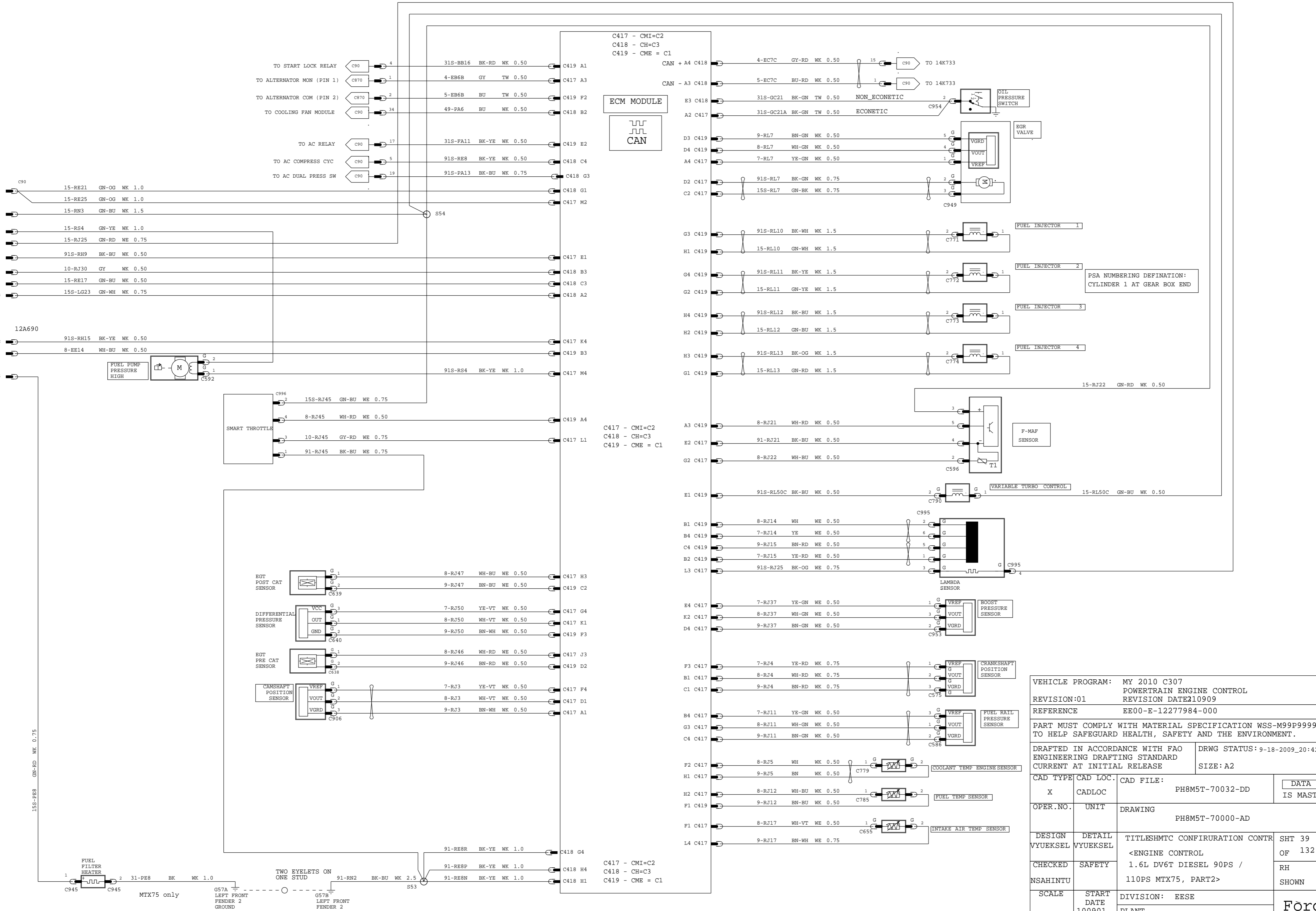
VEHICLE PROGRAM: MY 2010 C307			
REVISION:01		POWERTRAIN ENGINE CONTROL	
REFERENCE		REVISION DATE:10909	
PART MUST COMPLY WITH MATERIAL SPECIFICATION WSS-M99P9999-A1 TO HELP SAFEGUARD HEALTH, SAFETY AND THE ENVIRONMENT.			
DRAFTED IN ACCORDANCE WITH FAO ENGINEERING DRAFTING STANDARD CURRENT AT INITIAL RELEASE		DRWG STATUS: 9-18-2009_20:40	
CAD TYPE	CAD LOC.	CAD FILE:	DATA
X	CADLOC	PH8M5T-70032-AD	IS MASTER
OPER.NO.	UNIT	DRAWING	
		PH8M5T-70000-AD	
DESIGN	DETAIL	TITLESHTC CONFIRUATION CONTR	SHT 36
VYUEKSEL	VYUEKSEL	<ENGINE CONTROL	OF 132
CHECKED	SAFETY	1.6L DV6 DIESEL 90PS/ 110PS MTX75, PART1>	RH
NSAHINTU			SHOWN
SCALE	START DATE	DIVISION: EESE	Ford
01	100901	PLANT	

MY 2010 C307 ENGINE CONTROL - 1.6L DV6T DIESEL STAGE5 MTX75 (PART 1)



VEHICLE PROGRAM: MY 2010 C307		POWERTRAIN ENGINE CONTROL	
REVISION:01		REVISION DATE:10909	
REFERENCE		EE00-E-12277984-000	
PART MUST COMPLY WITH MATERIAL SPECIFICATION WSS-M99P9999-A1 TO HELP SAFEGUARD HEALTH, SAFETY AND THE ENVIRONMENT.			
DRAFTED IN ACCORDANCE WITH FAO ENGINEERING DRAFTING STANDARD CURRENT AT INITIAL RELEASE		DRWG STATUS: 9-18-2009_20:41	
CAD TYPE	CAD LOC.	CAD FILE:	DATA
X	CADLOC	PH8M5T-70032-CD	IS MASTER
OPER. NO.	UNIT	DRAWING	
		PH8M5T-70000-AD	
DESIGN	DETAIL	TITLESHTC CONFIRUATION CONTR	SHT 38
VYUEKSEL	VYUEKSEL	<ENGINE CONTROL	OF 132
CHECKED	SAFETY	1.6L DV6T DIESEL 90PS/ 110PS MTX75, PART1>	RH
NSAHINTU			SHOWN
SCALE	START DATE	DIVISION: EESE	Ford
01	100901	PLANT	

MY 2010 C307 ENGINE CONTROL - 1.6L DV6T DIESEL STAGE5 MTX75 (PART 2)



C417 - CMI=C2
 C418 - CH=C3
 C419 - CME = C1

ECM MODULE
 CAN

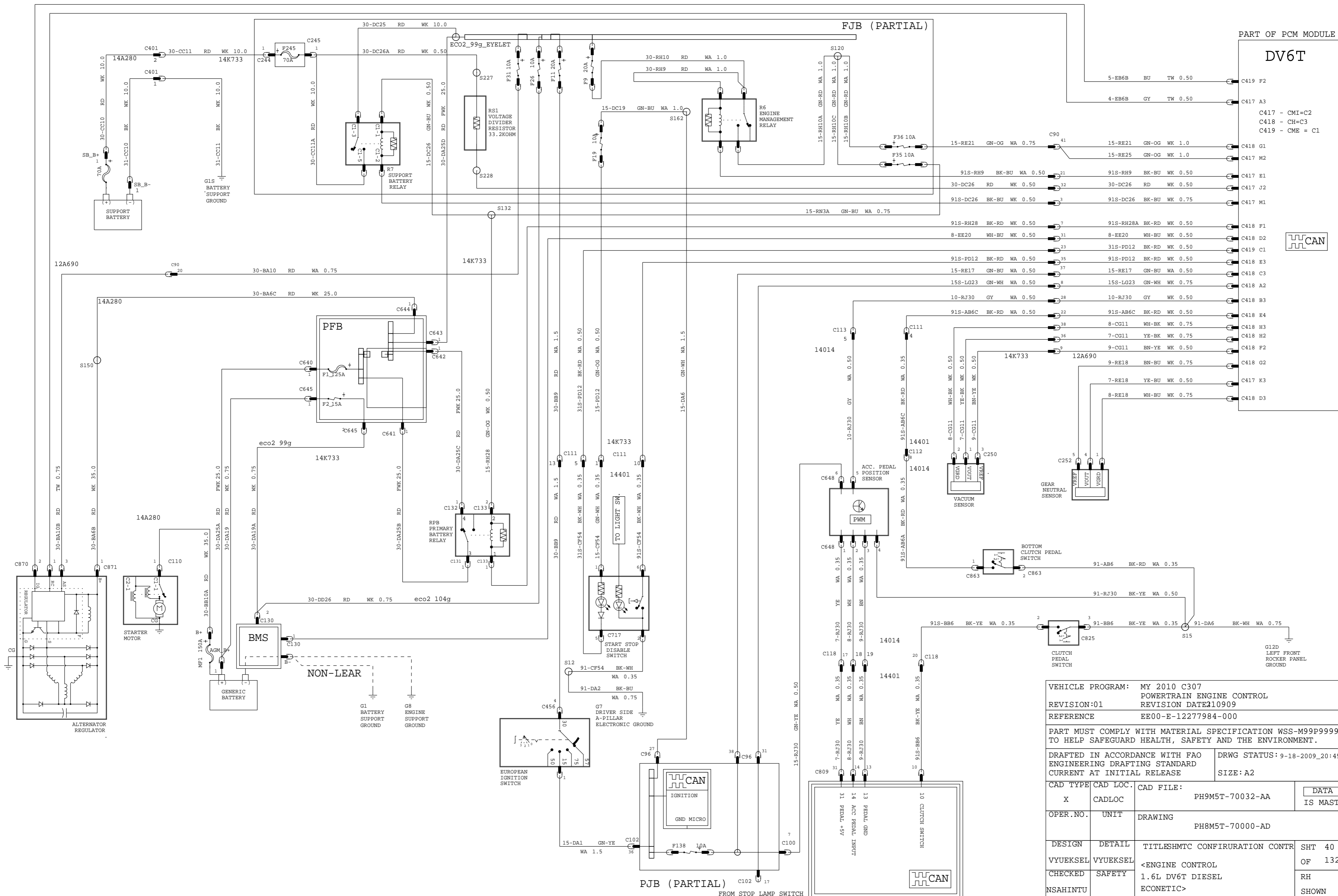
C417 - CMI=C2
 C418 - CH=C3
 C419 - CME = C1

C417 - CMI=C2
 C418 - CH=C3
 C419 - CME = C1

PSA NUMBERING DEFINATION:
 CYLINDER 1 AT GEAR BOX END

VEHICLE PROGRAM: MY 2010 C307		POWERTRAIN ENGINE CONTROL	
REVISION:01		REVISION DATE:10909	
REFERENCE		EE00-E-12277984-000	
PART MUST COMPLY WITH MATERIAL SPECIFICATION WSS-M99P9999-A1 TO HELP SAFEGUARD HEALTH, SAFETY AND THE ENVIRONMENT.			
DRAFTED IN ACCORDANCE WITH FAO ENGINEERING DRAFTING STANDARD CURRENT AT INITIAL RELEASE		DRWG STATUS: 9-18-2009_20:42	
CAD TYPE	CAD LOC.	CAD FILE:	DATA
X	CADLOC	PH8M5T-70032-DD	IS MASTER
OPER.NO.	UNIT	DRAWING	
		PH8M5T-70000-AD	
DESIGN	DETAIL	TITLESHTC CONFIRURATION CONTR	SHT 39
VYUEKSEL	VYUEKSEL	<ENGINE CONTROL	OF 132
CHECKED	SAFETY	1.6L DV6T DIESEL 90PS /	RH
NSAHINTU		110PS MTX75, PART2>	SHOWN
SCALE	START DATE	DIVISION: EESE	Ford
01	100901	PLANT	

MY 2010 C307 ECONETIC 104g & 99g (START-STOP) SYSTEM - 1.6L DV6T DIESEL



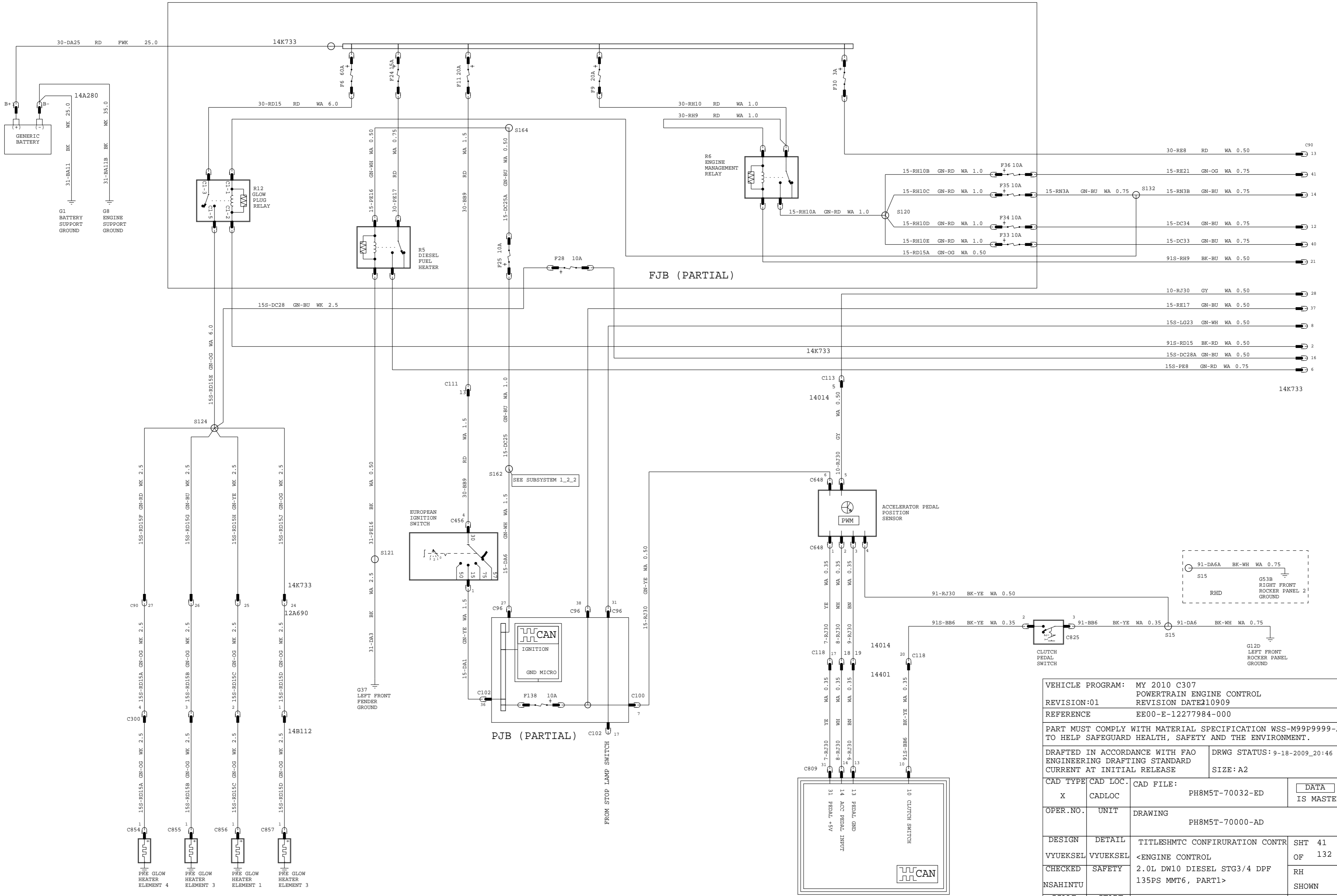
PART OF PCM MODULE
DV6T

- C417 - CMI=C2
- C418 - CH=C3
- C419 - CME = C1



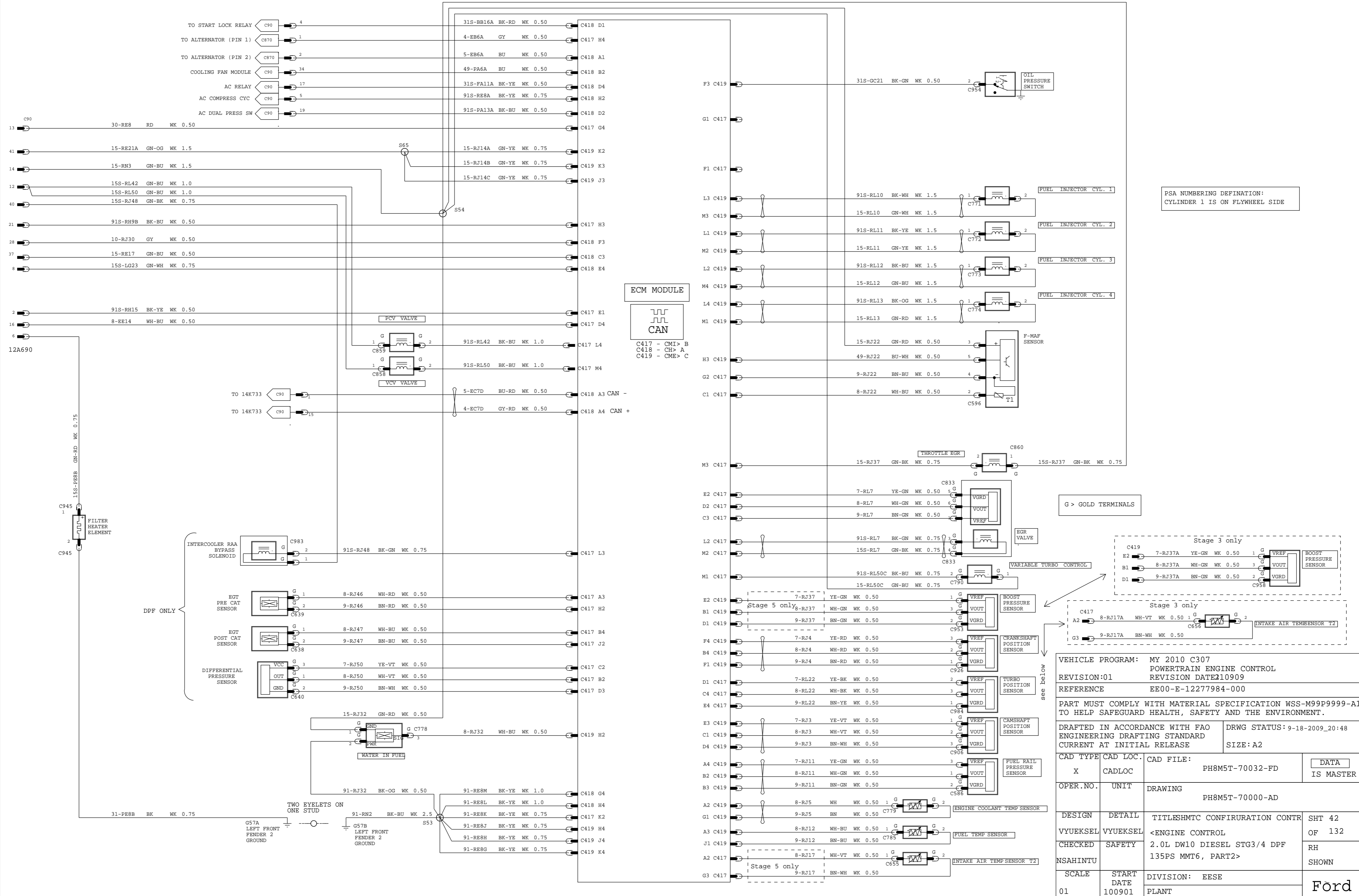
VEHICLE PROGRAM: MY 2010 C307		POWERTRAIN ENGINE CONTROL	
REVISION:01		REVISION DATE:210909	
REFERENCE EE00-E-12277984-000			
PART MUST COMPLY WITH MATERIAL SPECIFICATION WSS-M99P9999-A1 TO HELP SAFEGUARD HEALTH, SAFETY AND THE ENVIRONMENT.			
DRAFTED IN ACCORDANCE WITH FAO ENGINEERING DRAFTING STANDARD CURRENT AT INITIAL RELEASE		DRWG STATUS: 9-18-2009_20:45	
CAD TYPE	CAD LOC.	CAD FILE:	DATA
X	CADLOC	PH9M5T-70032-AA	IS MASTER
OPER. NO.	UNIT	DRAWING PH8M5T-70000-AD	
DESIGN	DETAIL	TITLE:SHMTC CONFIRUATION CONTR	SHT 40
VYUEKSEL	VYUEKSEL	<ENGINE CONTROL	OF 132
CHECKED	SAFETY	1.6L DV6T DIESEL	RH
NSAHINTU		ECONETIC>	SHOWN
SCALE	START DATE	DIVISION: EESE	Ford
01	100901	PLANT	

MY 2010 C307 ENGINE CONTROL, 2.0L DW10 DIESEL COMMON RAIL 135PS MMT6 (PART 1\$STAGE3/ STAGE4 DPF



VEHICLE PROGRAM: MY 2010 C307 POWERTRAIN ENGINE CONTROL REVISION:01 REVISION DATE:10909 REFERENCE EE00-E-12277984-000			
PART MUST COMPLY WITH MATERIAL SPECIFICATION WSS-M99P9999-A1 TO HELP SAFEGUARD HEALTH, SAFETY AND THE ENVIRONMENT.			
DRAFTED IN ACCORDANCE WITH FAO ENGINEERING DRAFTING STANDARD CURRENT AT INITIAL RELEASE		DRWG STATUS: 9-18-2009_20:46 SIZE: A2	
CAD TYPE	CAD LOC.	CAD FILE:	<input type="button" value="DATA"/> IS MASTER
OPER. NO.	UNIT	DRAWING PH8M5T-70000-AD	
DESIGN	DETAIL	TITLESHTMC CONFIRURATION CONTR	SHT 41 OF 132
VYUEKSEL	VYUEKSEL	<ENGINE CONTROL	RH SHOWN
CHECKED	SAFETY	2.0L DW10 DIESEL STG3/4 DPF	
NSAHINTU		135PS MMT6, PART1>	
SCALE	START DATE	DIVISION: EESE	<input type="button" value="Ford"/>
01	100901	PLANT	

STAGE3/ STAGE4 DPF



ECM MODULE

 C417 - CMI > B
 C418 - CH > A
 C419 - CME > C

PSA NUMBERING DEFINITION:
 CYLINDER 1 IS ON FLYWHEEL SIDE

G > GOLD TERMINALS

VEHICLE PROGRAM: MY 2010 C307
 POWERTRAIN ENGINE CONTROL
 REVISION:01 REVISION DATE:10909
 REFERENCE EE00-E-12277984-000

PART MUST COMPLY WITH MATERIAL SPECIFICATION WSS-M99P9999-A1 TO HELP SAFEGUARD HEALTH, SAFETY AND THE ENVIRONMENT.

DRAFTED IN ACCORDANCE WITH FAO ENGINEERING DRAFTING STANDARD CURRENT AT INITIAL RELEASE DRWG STATUS: 9-18-2009_20:48 SIZE: A2

CAD TYPE	CAD LOC.	CAD FILE:	DATA
X	CADLOC	PH8M5T-70032-FD	IS MASTER

OPER. NO.	UNIT	DRAWING
		PH8M5T-70000-AD

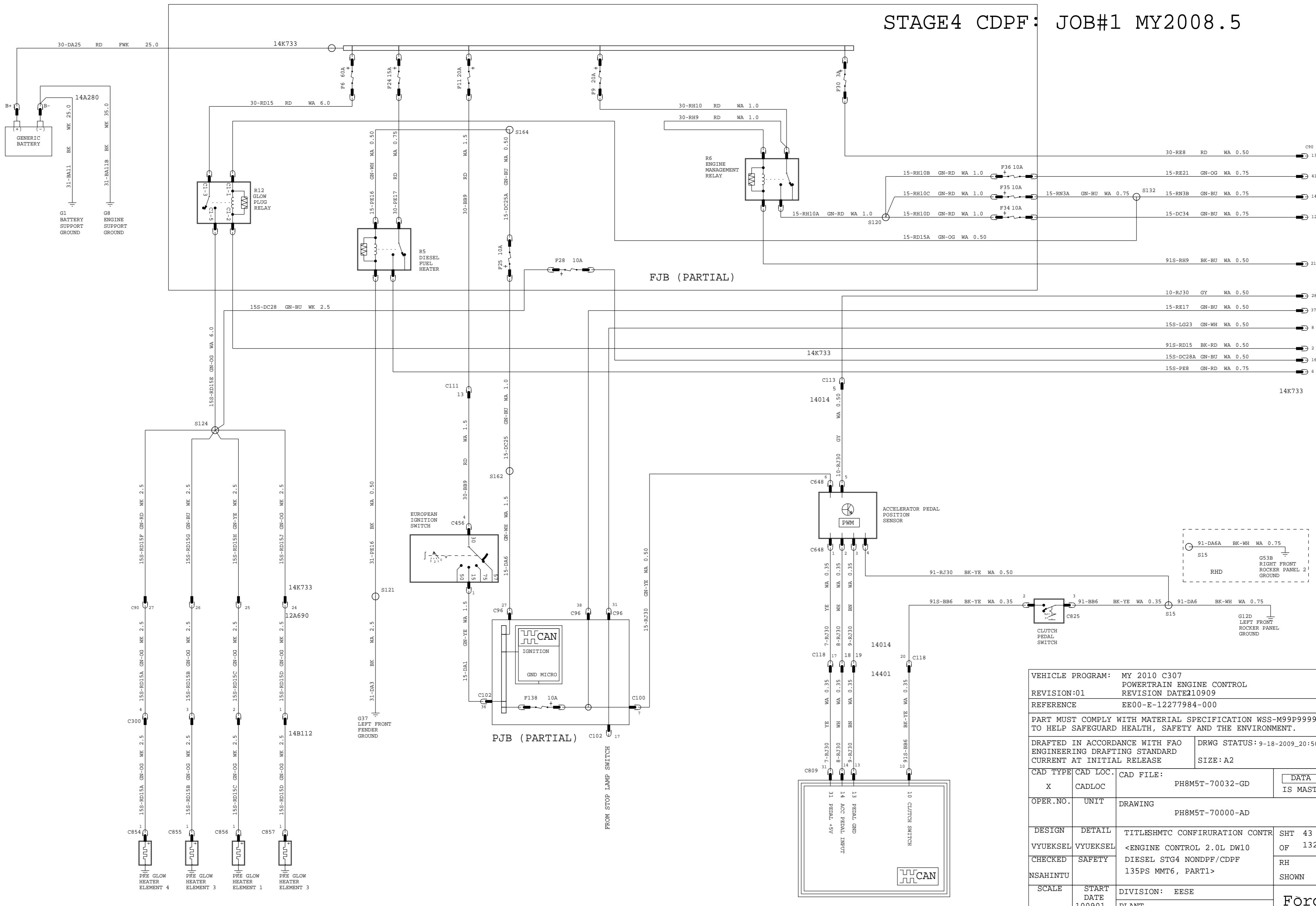
DESIGN	DETAIL	TITLESHMTC CONFIRURATION CONTR	SHT 42
VYUEKSEL	VYUEKSEL	<ENGINE CONTROL	OF 132

CHECKED	SAFETY	2.0L DW10 DIESEL STG3/4 DPF	RH
NSAHINTU		135PS MMT6, PART2>	SHOWN

SCALE	START DATE	DIVISION: EESE	Ford
01	100901	PLANT	

MY 2010 C307 ENGINE CONTROL, 2.0L DW10 DIESEL COMMON RAIL 135PS MPS6 (PART 1)

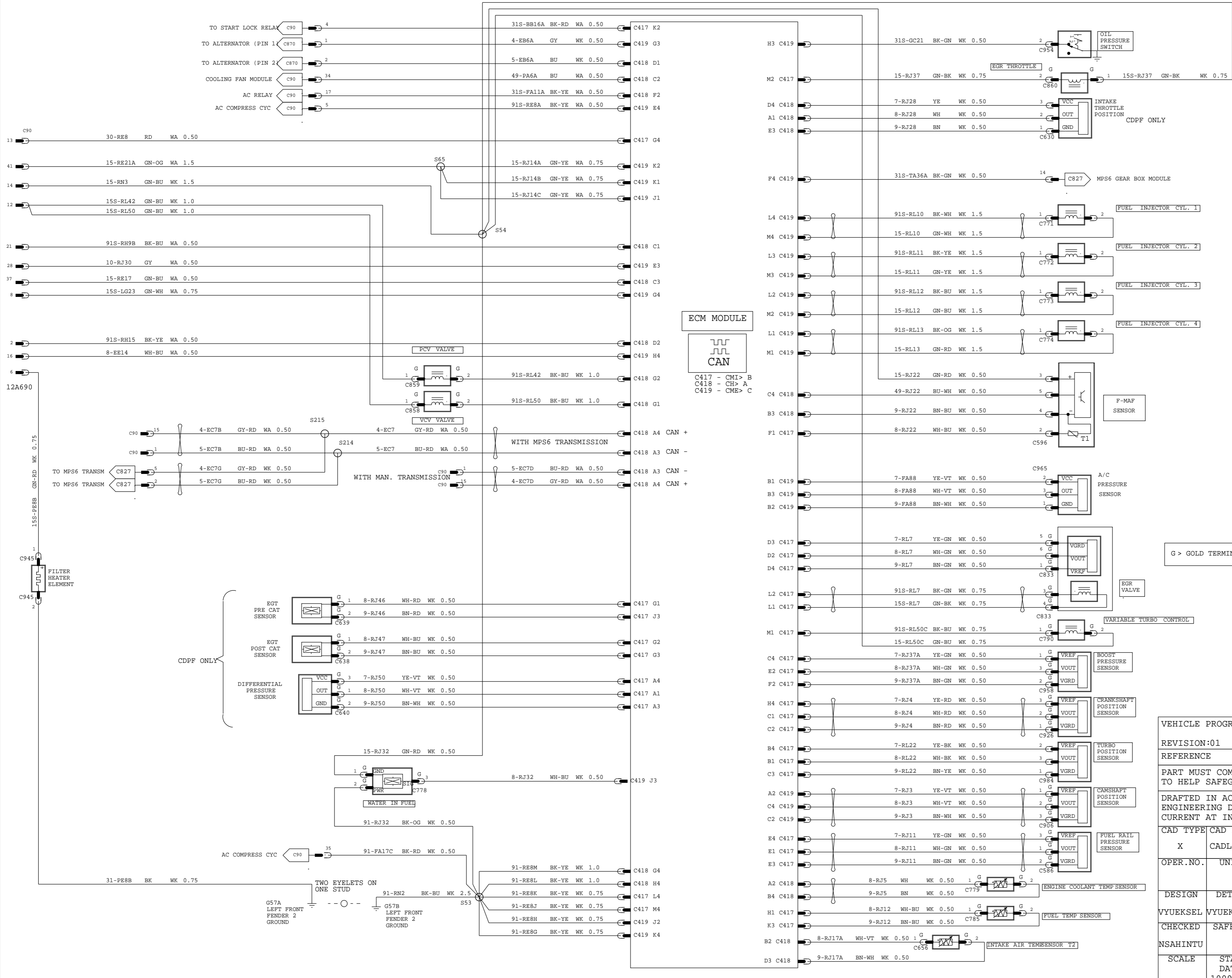
STAGE4 CDPF: JOB#1 MY2008.5



VEHICLE PROGRAM: MY 2010 C307		POWERTRAIN ENGINE CONTROL	
REVISION:01		REVISION DATE:210909	
REFERENCE EE00-E-12277984-000			
PART MUST COMPLY WITH MATERIAL SPECIFICATION WSS-M99P9999-A1 TO HELP SAFEGUARD HEALTH, SAFETY AND THE ENVIRONMENT.			
DRAFTED IN ACCORDANCE WITH FAO ENGINEERING DRAFTING STANDARD CURRENT AT INITIAL RELEASE		DRWG STATUS: 9-18-2009_20:50	
CAD TYPE	CAD LOC.	CAD FILE:	DATA
X	CADLOC	PH8M5T-70032-GD	IS MASTER
OPER. NO.	UNIT	DRAWING	
		PH8M5T-70000-AD	
DESIGN	DETAIL	TITLESHTC CONFIRURATION CONTR	SHT 43
VYUEKSEL	VYUEKSEL	<ENGINE CONTROL 2.0L DW10	OF 132
CHECKED	SAFETY	DIESEL STG4 NONDPF/CDPF	RH
NSAHINTU		135PS MMT6, PART1>	SHOWN
SCALE	START DATE	DIVISION: EESE	Ford
01	100901	PLANT	

ENGINE CONTROL 2.0L DW10 DIESEL COMMON RAIL 135PS MPS6 # (PART 2)

STAGE4 CDPF: JOB#1 MY2008.5

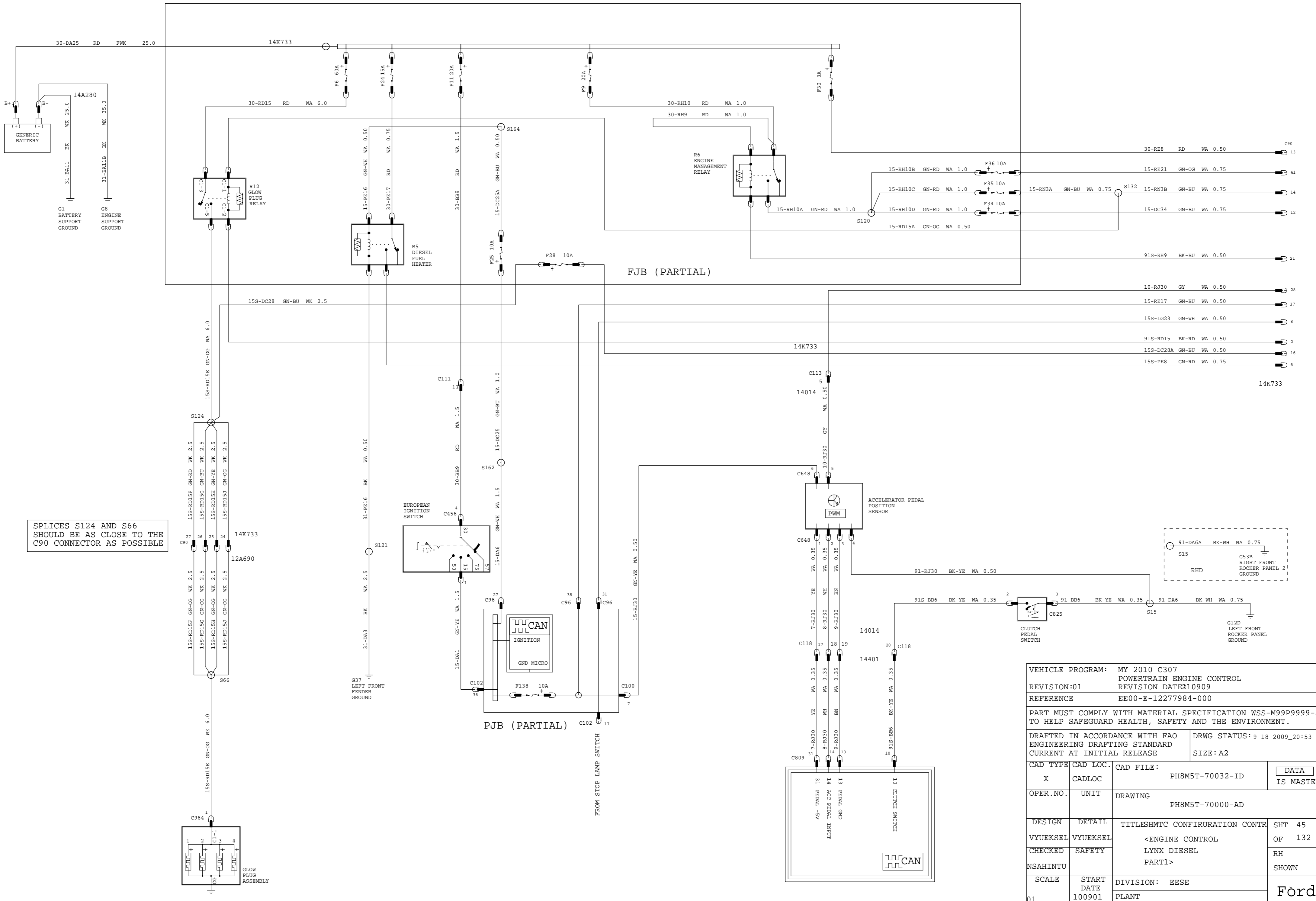


PSA NUMBERING DEFINATION:
CYLINDER 1 IS ON FLYWHEEL SIDE

G > GOLD TERMINALS

VEHICLE PROGRAM: MY 2010 C307		POWERTRAIN ENGINE CONTROL	
REVISION:01		REVISION DATE:10909	
REFERENCE EE00-E-12277984-000			
PART MUST COMPLY WITH MATERIAL SPECIFICATION WSS-M99P9999-A1 TO HELP SAFEGUARD HEALTH, SAFETY AND THE ENVIRONMENT.			
DRAFTED IN ACCORDANCE WITH FAO ENGINEERING DRAFTING STANDARD CURRENT AT INITIAL RELEASE		DRWG STATUS: SIZE: A2	
CAD TYPE	CAD LOC.	CAD FILE:	DATA
X	CADLOC	PH8M5T-70032-HD	IS MASTER
OPER. NO.	UNIT	DRAWING PH8M5T-70000-AD	
DESIGN	DETAIL	TITLESHMTC CONFIRURATION CONTR	SHT 44
VYUEKSEL	VYUEKSEL	<ENGINE CONTROL 2.0L DW10	OF 132
CHECKED	SAFETY	DIESEL STG4 NONDPF/CDPF	RH
NSAHINTU		135PS MMT6, PART2>	SHOWN
SCALE	START DATE	DIVISION: EESE	Ford
01	100901	PLANT	


MY 2010 C307 ENGINE CONTROL LYNX DIESEL (PART 1)



SPLICES S124 AND S66 SHOULD BE AS CLOSE TO THE C90 CONNECTOR AS POSSIBLE

VEHICLE PROGRAM: MY 2010 C307			
REVISION:01		POWERTRAIN ENGINE CONTROL	
REFERENCE		REVISION DATE:10909	
PART MUST COMPLY WITH MATERIAL SPECIFICATION WSS-M99P9999-A1 TO HELP SAFEGUARD HEALTH, SAFETY AND THE ENVIRONMENT.			
DRAFTED IN ACCORDANCE WITH FAO ENGINEERING DRAFTING STANDARD		DRWG STATUS: 9-18-2009_20:53	
CURRENT AT INITIAL RELEASE		SIZE: A2	
CAD TYPE	CAD LOC.	CAD FILE:	DATA
X	CADLOC	PH8M5T-70032-ID	IS MASTER
OPER. NO.	UNIT	DRAWING	
		PH8M5T-70000-AD	
DESIGN	DETAIL	TITLE:SHMTC CONFIRURATION CONTR	SHT 45
VYUEKSEL	VYUEKSEL	<ENGINE CONTROL	OF 132
CHECKED	SAFETY	LYNX DIESEL	RH
NSAHINTU		PART1>	SHOWN
SCALE	START DATE	DIVISION: EESE	Ford
01	100901	PLANT	

15-DC34 GN-BU WK 1.0



CAN

PCM MODULE

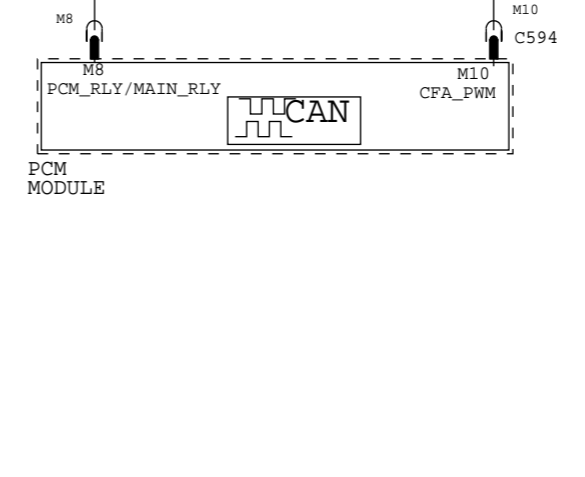
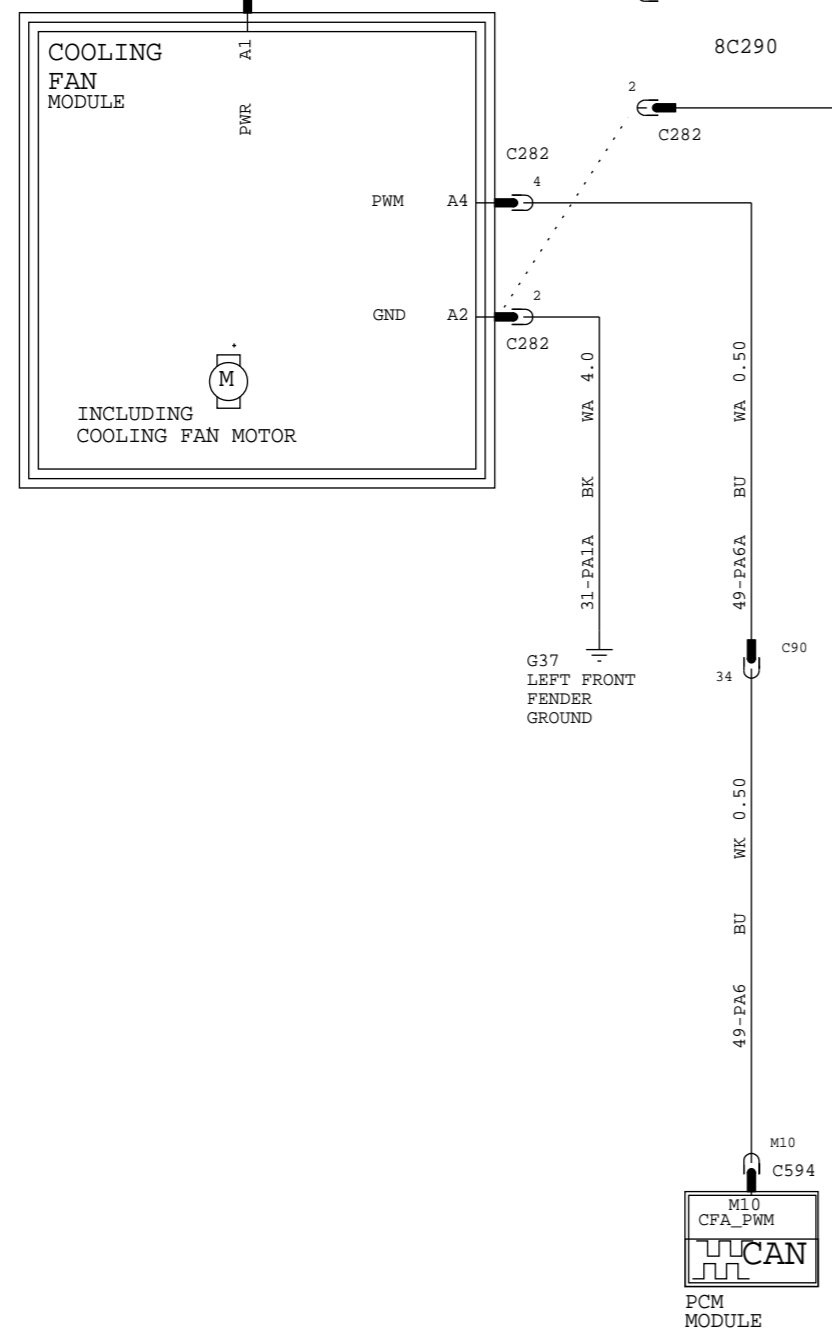
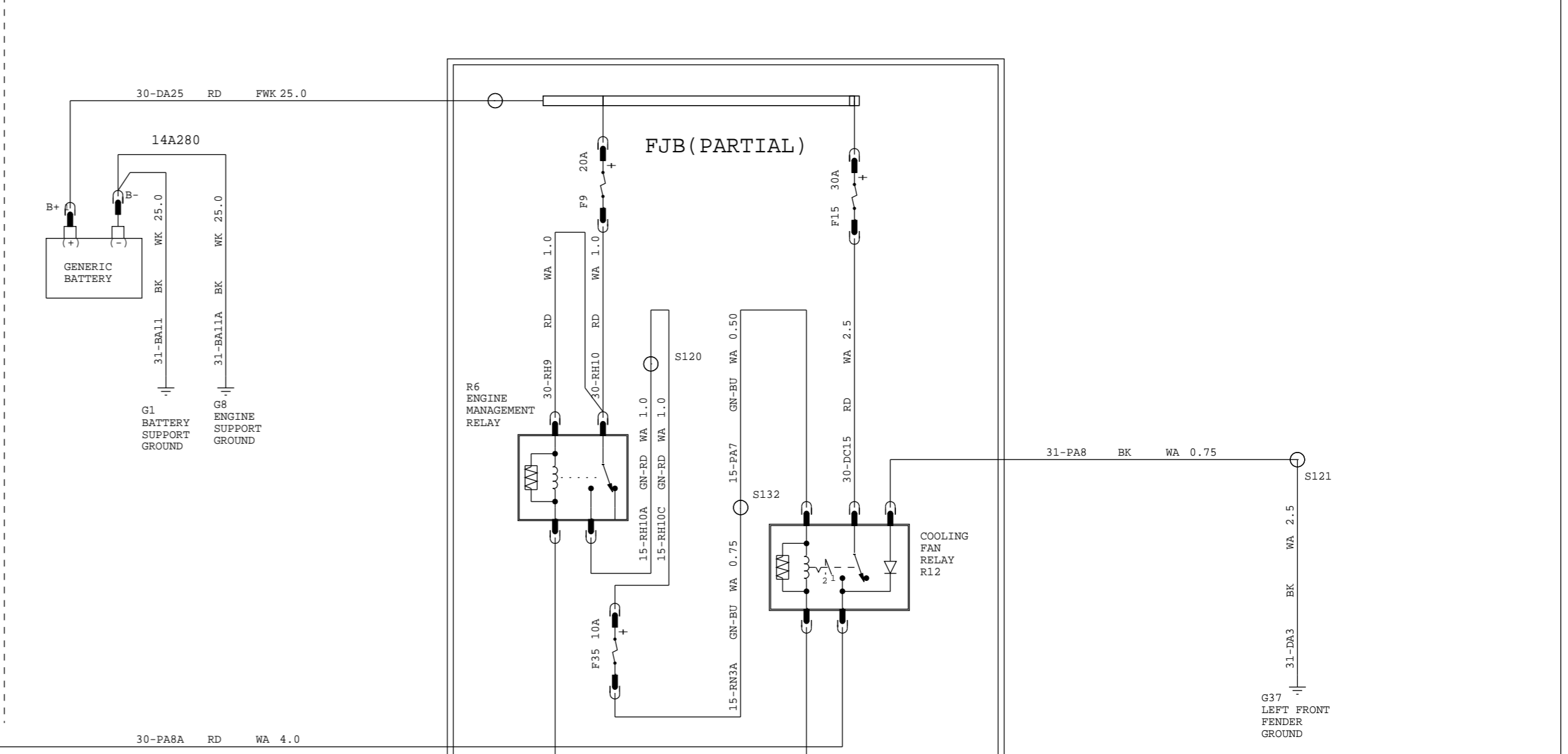
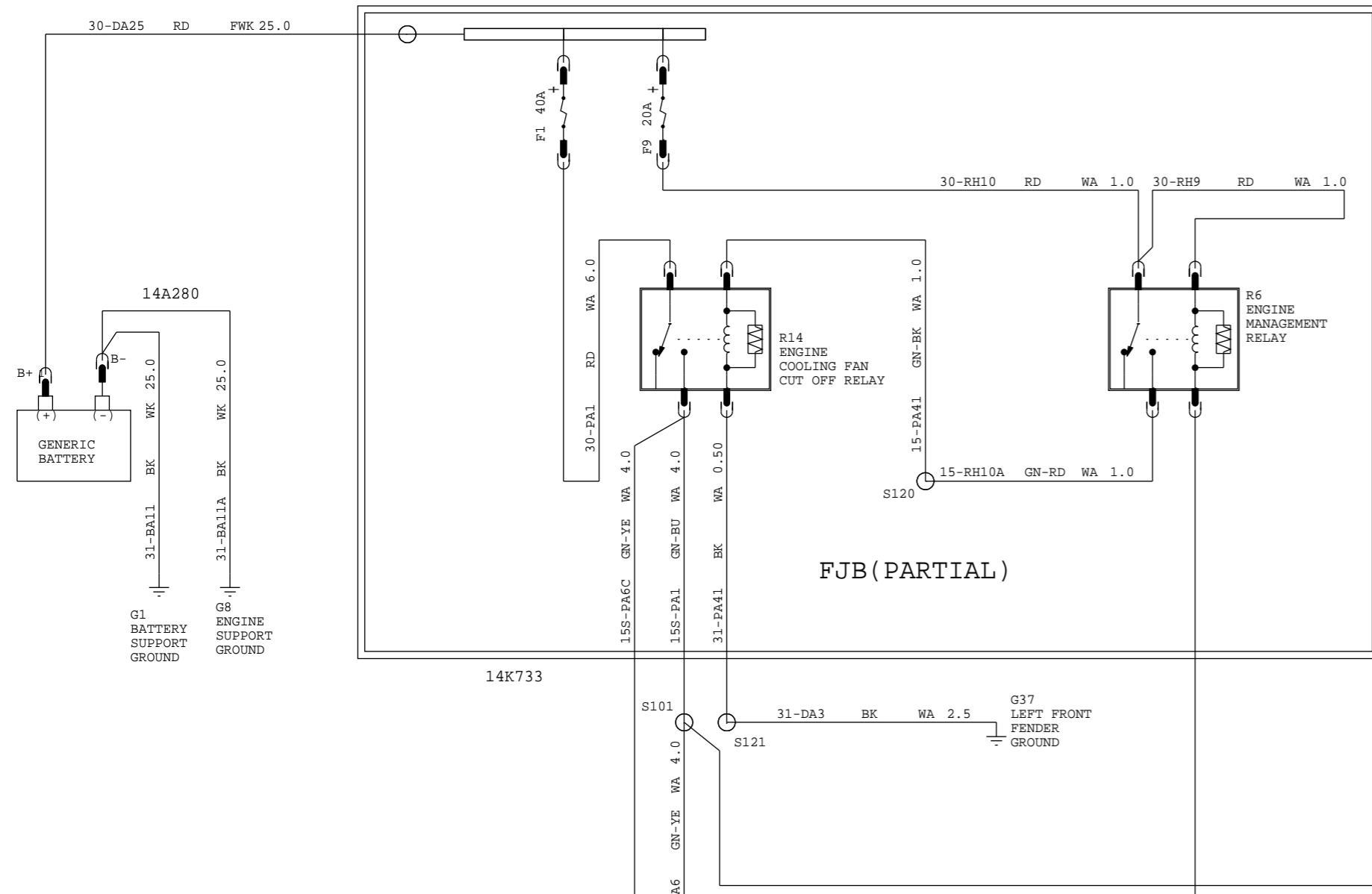
G > GOLD TERMINALS

NOTE: CYL1 IS LOCATED AT FEAD END OF ENGINE

VEHICLE PROGRAM: MY 2010 C307		POWERTRAIN ENGINE CONTROL	
REVISION:01		REVISION DATE:10909	
REFERENCE		EE00-E-12277984-000	
PART MUST COMPLY WITH MATERIAL SPECIFICATION WSS-M99P9999-A1 TO HELP SAFEGUARD HEALTH, SAFETY AND THE ENVIRONMENT.			
DRAFTED IN ACCORDANCE WITH FAO ENGINEERING DRAFTING STANDARD CURRENT AT INITIAL RELEASE		DRWG STATUS: SIZE: A2	
CAD TYPE	CAD LOC.	CAD FILE:	DATA IS MASTER
X	CADLOC	PH8M5T-70032-JD	
OPER.NO.	UNIT	DRAWING PH8M5T-70000-AD	
DESIGN	DETAIL	TITLESHTC CONFIRURATION CONTR	SHT 46
VYUEKSEL	VYUEKSEL	<ENGINE CONTROL	OF 132
CHECKED	SAFETY	LYNX DIESEL	RH
NSAHINTU		, PART2>	SHOWN
SCALE	START DATE	DIVISION: EESE	Ford
01	100901	PLANT	

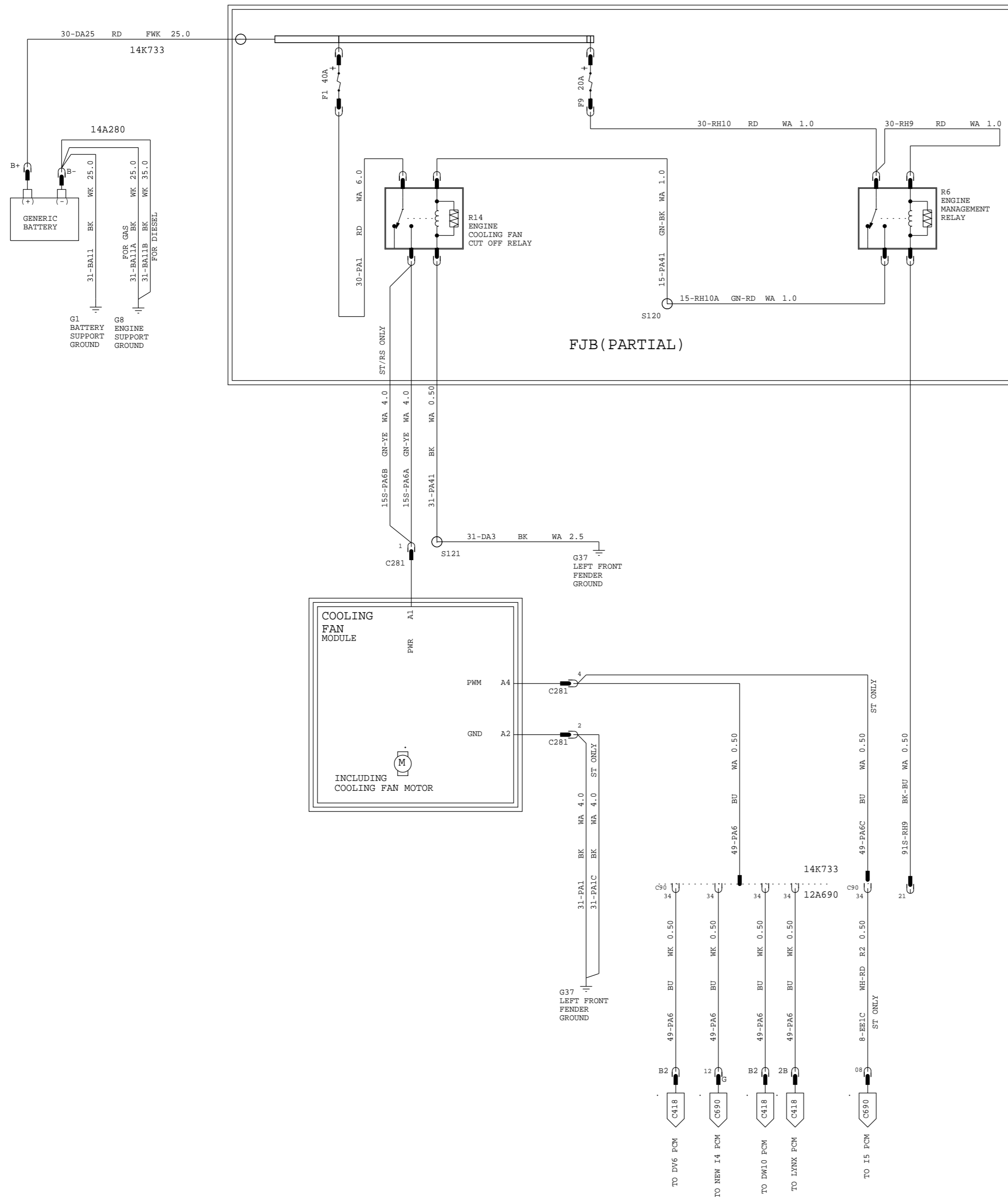
400 WATT COOLING FAN FOR SIGMA A/C

110 /200 WATT COOLING FAN FOR SIGMA LESS A/C

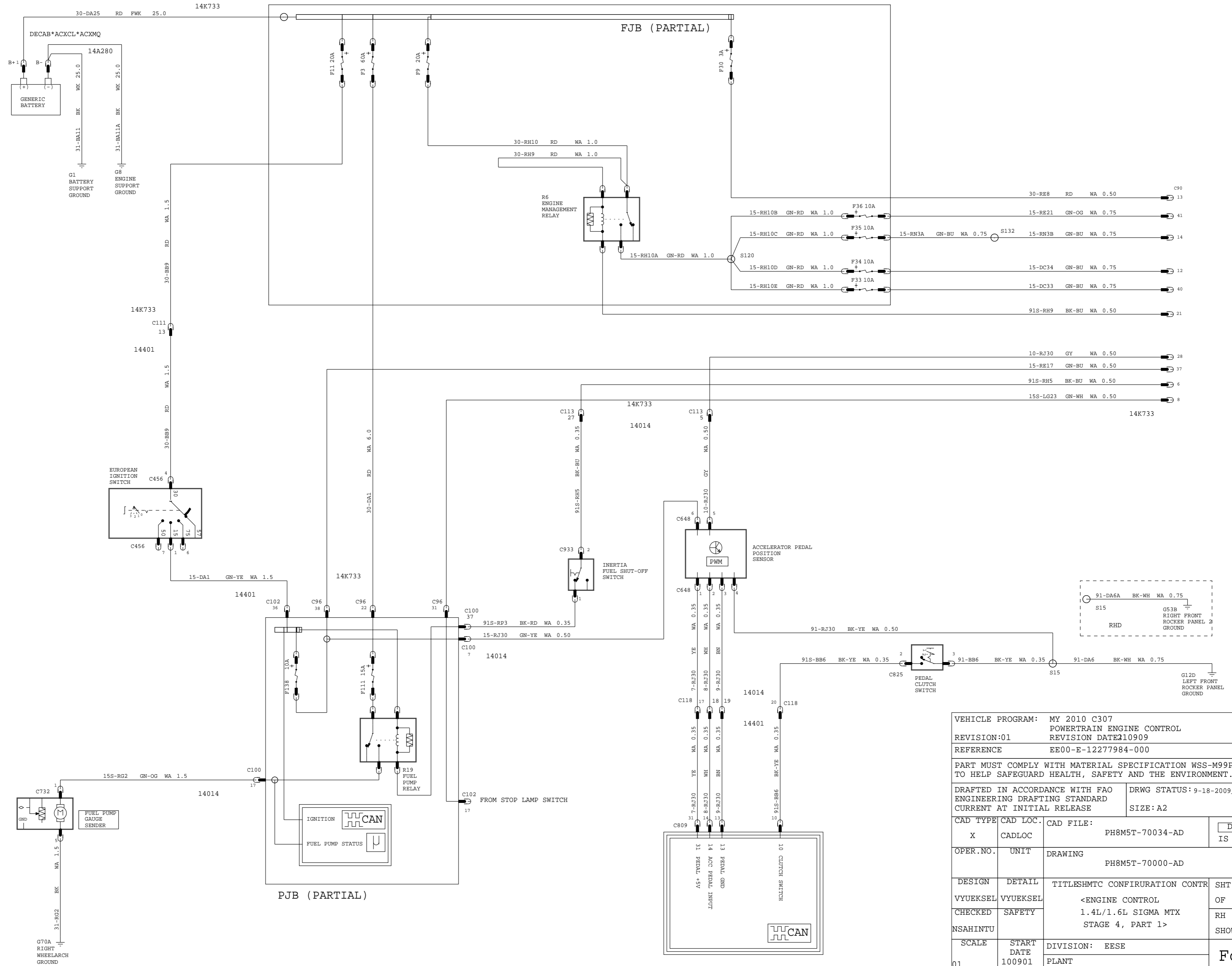


VEHICLE PROGRAM: MY 2010 C307			
REVISION: 01		POWERTRAIN ENGINE CONTROL	
REFERENCE		EE00-E-12277984-000	
PART MUST COMPLY WITH MATERIAL SPECIFICATION WSS-M99P9999-A1 TO HELP SAFEGUARD HEALTH, SAFETY AND THE ENVIRONMENT.			
DRAFTED IN ACCORDANCE WITH FAO ENGINEERING DRAFTING STANDARD CURRENT AT INITIAL RELEASE		DRWG STATUS: SIZE: A2	
CAD TYPE	CAD LOC.	CAD FILE:	DATA IS MASTER
X	CADLOC	PH8M5T-70033-AD	
OPER.NO.	UNIT	DRAWING	PH8M5T-70000-AD
DESIGN	DETAIL	TITLESHTC CONFIRURATION CONTR	SHT 47
VYUEKSEL	VYUEKSEL	<COOLING FAN CONTROL>	OF 132
CHECKED	SAFETY	110 + 200 WATT FOR SIGMA	RH
NSAHINTU			SHOWN
SCALE	START DATE	DIVISION: EESE	Ford
01	100901	PLANT	

MY 2010 C307 COOLING FAN CONTROL EXCEPT SIGMAS

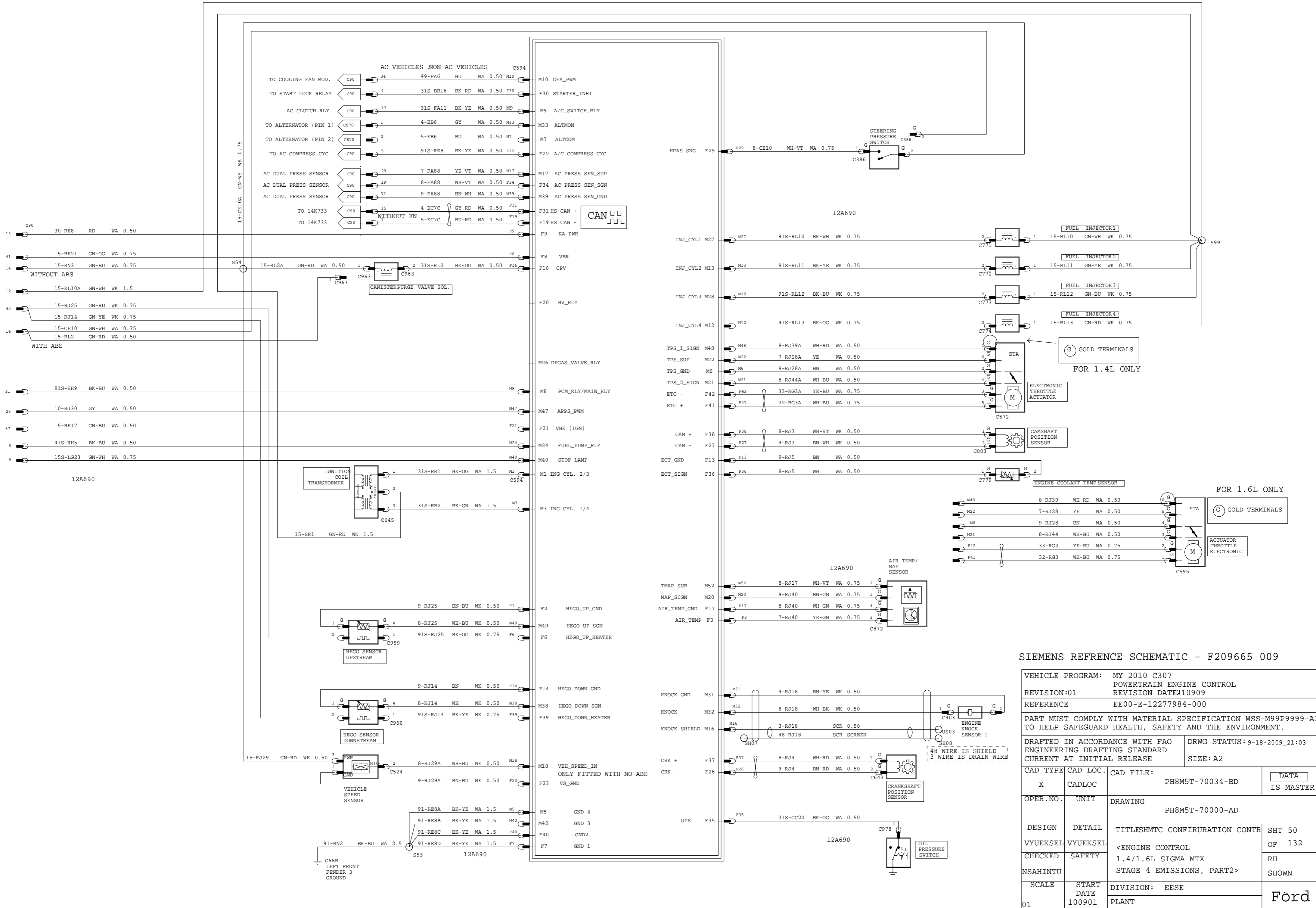


VEHICLE PROGRAM: MY 2010 C307			
POWERTRAIN ENGINE CONTROL		REVISION DATE: 10909	
REVISION: 01		REFERENCE: EE00-E-12277984-000	
PART MUST COMPLY WITH MATERIAL SPECIFICATION WSS-M99P9999-A1 TO HELP SAFEGUARD HEALTH, SAFETY AND THE ENVIRONMENT.			
DRAFTED IN ACCORDANCE WITH FAO ENGINEERING DRAFTING STANDARD CURRENT AT INITIAL RELEASE		DRWG STATUS: 9-18-2009_20:57	
SIZE: A2			
CAD TYPE: X	CAD LOC: CADLOC	CAD FILE: PH8M5T-70033-BD	DATA IS MASTER
OPER. NO.	UNIT	DRAWING: PH8M5T-70000-AD	
DESIGN: VYUEKSEL	DETAIL: VYUEKSEL	TITLES: SHMTC CONFIRURATION CONTR	SHT 48 OF 132
CHECKED: NSAHINTU	SAFETY	<COOLING FAN CONTROL>	RH SHOWN
SCALE: 01	START DATE: 100901	DIVISION: EESE	PLANT: Ford



VEHICLE PROGRAM: MY 2010 C307		POWERTRAIN ENGINE CONTROL	
REVISION:01		REVISION DATE:210909	
REFERENCE		EE00-E-12277984-000	
PART MUST COMPLY WITH MATERIAL SPECIFICATION WSS-M99P9999-A1 TO HELP SAFEGUARD HEALTH, SAFETY AND THE ENVIRONMENT.			
DRAFTED IN ACCORDANCE WITH FAO ENGINEERING DRAFTING STANDARD CURRENT AT INITIAL RELEASE		DRWG STATUS: 9-18-2009_20:58	
CAD TYPE	CAD LOC.	CAD FILE:	DATA
X	CADLOC	PH8M5T-70034-AD	IS MASTER
OPER.NO.	UNIT	DRAWING	
		PH8M5T-70000-AD	
DESIGN	DETAIL	TITLESHTC CONFIRURATION CONTR	SHT 49
VYUEKSEL	VYUEKSEL	<ENGINE CONTROL	OF 132
CHECKED	SAFETY	1.4L/1.6L SIGMA MTX	RH
NSAHINTU		STAGE 4, PART 1>	SHOWN
SCALE	START DATE	DIVISION: EESE	Ford
01	100901	PLANT	

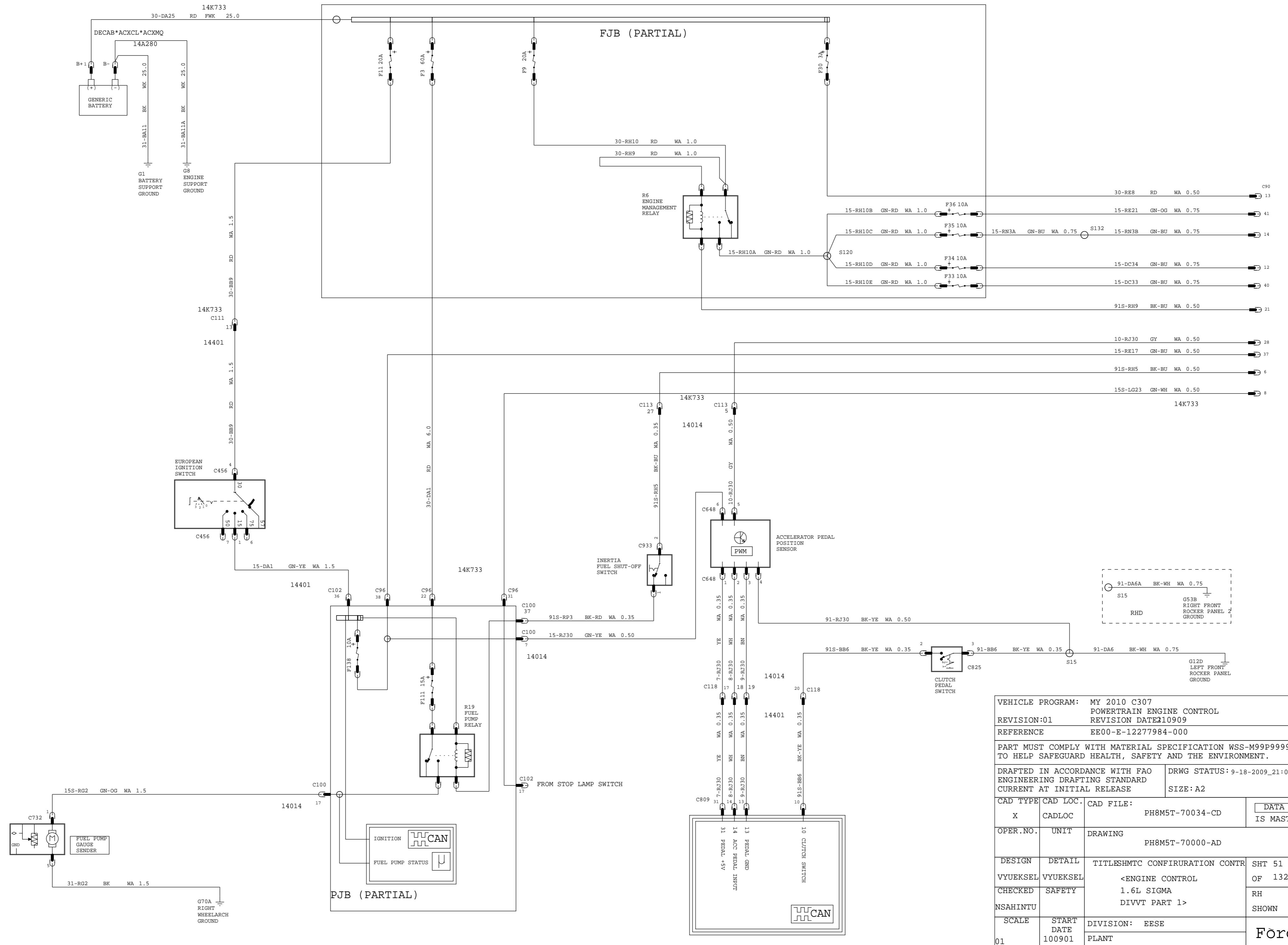
MY 2010 C307 ENGINE CONTROL 1.4L & 1.6L SIGMA MTX STAGE 4 EMISSIONS (Part 2)



SIEMENS REFERENCE SCHEMATIC - F209665 009


VEHICLE PROGRAM: MY 2010 C307		POWERTRAIN ENGINE CONTROL	
REVISION:01		REVISION DATE:10909	
REFERENCE EE00-E-12277984-000			
PART MUST COMPLY WITH MATERIAL SPECIFICATION WSS-M99P9999-A1 TO HELP SAFEGUARD HEALTH, SAFETY AND THE ENVIRONMENT.			
DRAFTED IN ACCORDANCE WITH FAO ENGINEERING DRAFTING STANDARD CURRENT AT INITIAL RELEASE		DRWG STATUS: 9-18-2009_21:03	
CAD TYPE	CAD LOC.	CAD FILE:	DATA
X	CADLOC	PH8M5T-70034-BD	IS MASTER
OPER.NO.	UNIT	DRAWING PH8M5T-70000-AD	
DESIGN	DETAIL	TITLE:SHMTC CONFIRURATION CONTR	SHT 50
VYUEKSEL	VYUEKSEL	<ENGINE CONTROL	OF 132
CHECKED	SAFETY	1.4/1.6L SIGMA MTX	RH
NSAHINTU		STAGE 4 EMISSIONS, PART2>	SHOWN
SCALE	START DATE	DIVISION: EESE	Ford
01	100901	PLANT	

MY 2010 C307 ENGINE CONTROL 1.6L SIGMA DIVVT MTX (Part 1)



VEHICLE PROGRAM: MY 2010 C307			
REVISION:01		POWERTRAIN ENGINE CONTROL	
REFERENCE		REVISION DATE: 210909	
PART MUST COMPLY WITH MATERIAL SPECIFICATION WSS-M99P9999-A1 TO HELP SAFEGUARD HEALTH, SAFETY AND THE ENVIRONMENT.			
DRAFTED IN ACCORDANCE WITH FAO ENGINEERING DRAFTING STANDARD CURRENT AT INITIAL RELEASE		DRWG STATUS: 9-18-2009_21:04	
CAD TYPE: X		CAD FILE: PH8M5T-70034-CD	
OPER. NO.		DRAWING: PH8M5T-70000-AD	
DESIGN: VYUEKSEL		TITLES: HMC CONFIRUATION CONTR	
CHECKED: SAFETY		<ENGINE CONTROL 1.6L SIGMA DIVVT PART 1>	
NSAHINTU		SHOWN	
SCALE: 01		DIVISION: EESE	
START DATE: 100901		PLANT: FORD	

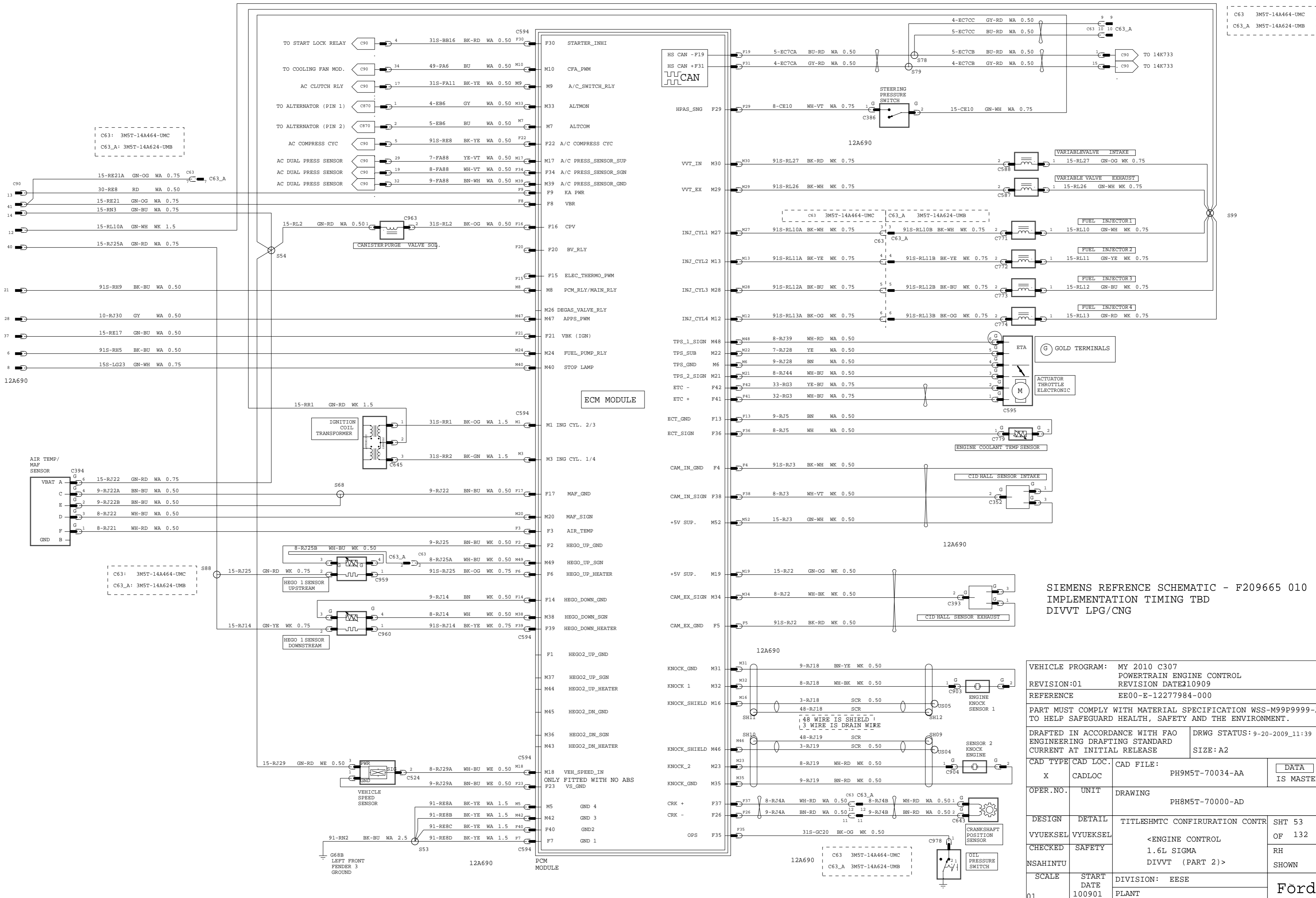
MY 2010 C307 ENGINE CONTROL 1.6L SIGMA DIVVT MTX (Part 2)



SIEMENS REFERENCE SCHEMATIC - F209665 010


VEHICLE PROGRAM: MY 2010 C307		POWERTRAIN ENGINE CONTROL	
REVISION:01		REVISION DATE:10909	
REFERENCE		EE00-E-12277984-000	
PART MUST COMPLY WITH MATERIAL SPECIFICATION WSS-M99P9999-A1 TO HELP SAFEGUARD HEALTH, SAFETY AND THE ENVIRONMENT.			
DRAFTED IN ACCORDANCE WITH FAO ENGINEERING DRAFTING STANDARD CURRENT AT INITIAL RELEASE		DRWG STATUS: 9-18-2009_21:11	
CAD TYPE	CAD LOC.	CAD FILE:	DATA
X	CADLOC	PH8M5T-70034-DD	IS MASTER
OPER. NO.	UNIT	DRAWING	
		PH8M5T-70000-AD	
DESIGN	DETAIL	TITLE:SHMTC CONFIRURATION CONTR	SHT 52
VYUEKSEL	VYUEKSEL	<ENGINE CONTROL	OF 132
CHECKED	SAFETY	1.6L SIGMA	RH
NSAHINTU		DIVVT (PART 2)>	SHOWN
SCALE	START DATE	DIVISION: EESE	Ford
01	100901	PLANT	

MY 2010 C307 ENGINE CONTROL 1.6L SIGMA DIVVT MTX VCT_LPG (PART 2)

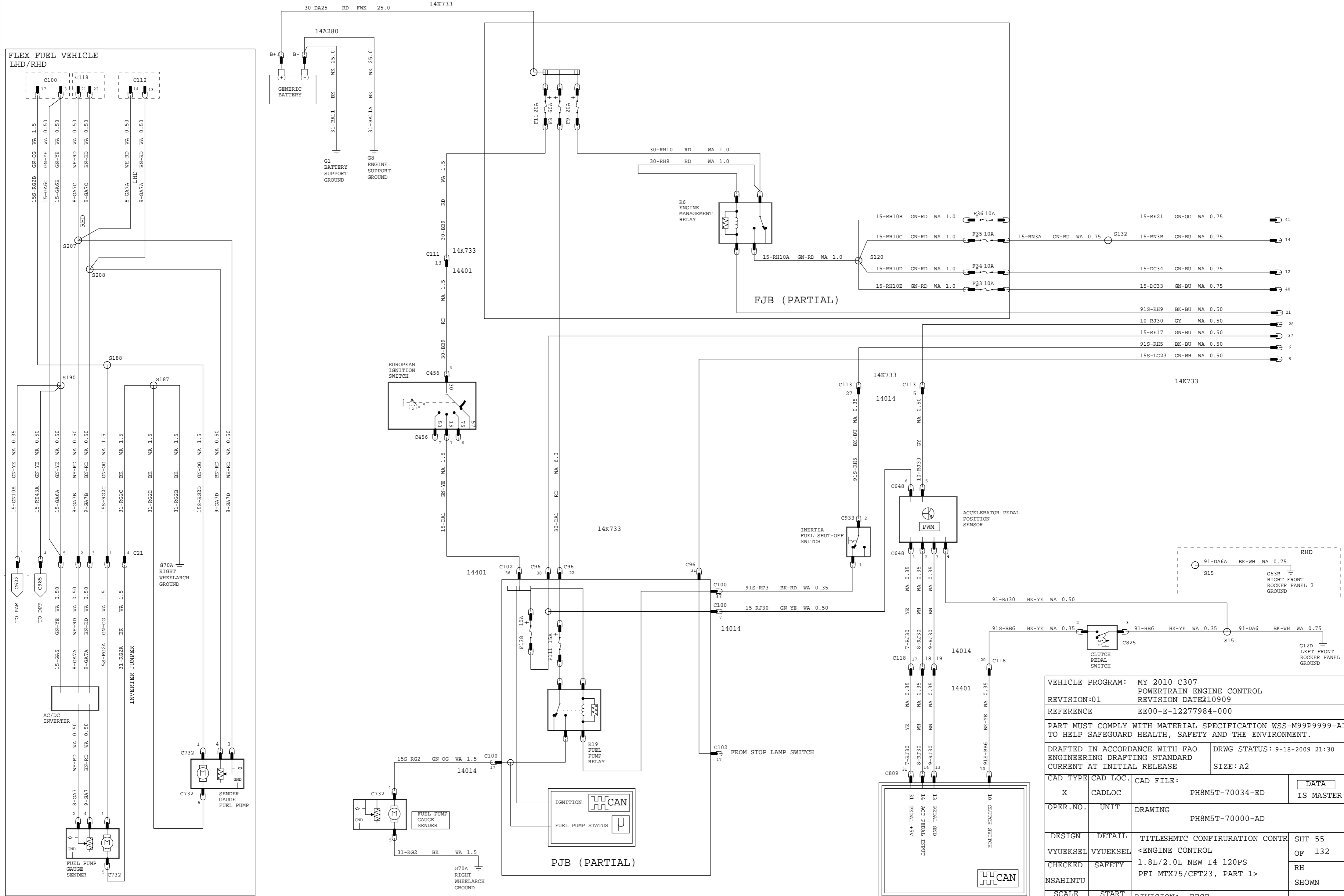


SIEMENS REFERENCE SCHEMATIC - F209665 010
 IMPLEMENTATION TIMING TBD
 DIVVT LPG/CNG

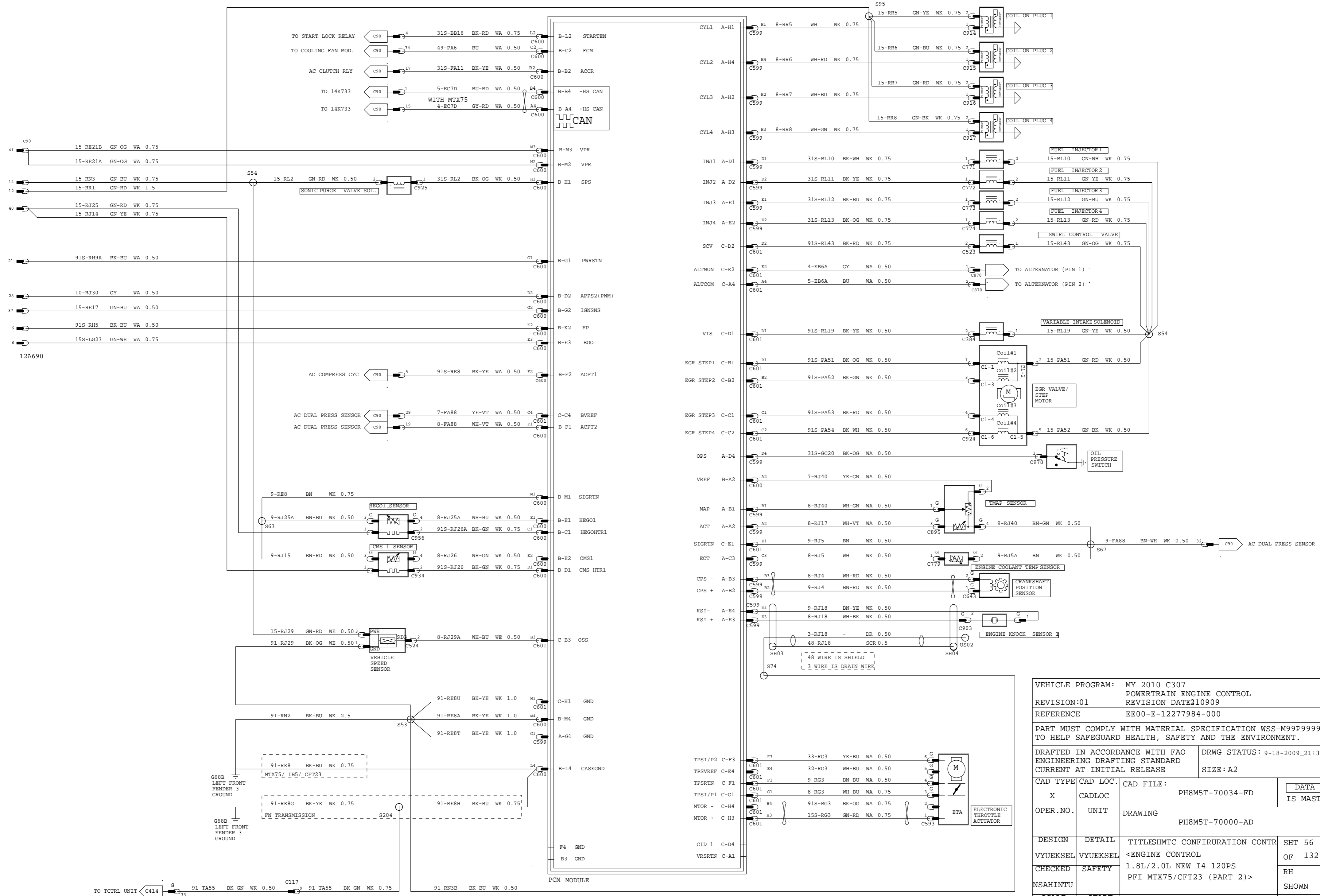
VEHICLE PROGRAM: MY 2010 C307		POWERTRAIN ENGINE CONTROL	
REVISION:01		REVISION DATE:10909	
REFERENCE EE00-E-12277984-000			
PART MUST COMPLY WITH MATERIAL SPECIFICATION WSS-M99P9999-A1 TO HELP SAFEGUARD HEALTH, SAFETY AND THE ENVIRONMENT.			
DRAFTED IN ACCORDANCE WITH FAO ENGINEERING DRAFTING STANDARD CURRENT AT INITIAL RELEASE		DRWG STATUS: 9-20-2009_11:39	
CAD TYPE	CAD LOC.	CAD FILE:	DATA
X	CADLOC	PH9M5T-70034-AA	IS MASTER
OPER. NO.	UNIT	DRAWING PH8M5T-70000-AD	
DESIGN	DETAIL	TITLE:SHMTC CONFIRURATION CONTR	SHT 53
VYUEKSEL	VYUEKSEL	<ENGINE CONTROL	OF 132
CHECKED	SAFETY	1.6L SIGMA	RH
NSAHINTU		DIVVT (PART 2)>	SHOWN
SCALE	START DATE	DIVISION: EESE	Ford
01	100901	PLANT	



VEHICLE PROGRAM: MY 2010 C307		POWERTRAIN ENGINE CONTROL	
REVISION:01		REVISION DATE:210909	
REFERENCE		EE00-E-12277984-000	
PART MUST COMPLY WITH MATERIAL SPECIFICATION WSS-M99P9999-A1 TO HELP SAFEGUARD HEALTH, SAFETY AND THE ENVIRONMENT.			
DRAFTED IN ACCORDANCE WITH FAO ENGINEERING DRAFTING STANDARD CURRENT AT INITIAL RELEASE		DRWG STATUS: 9-18-2009_21:28	
CAD TYPE	CAD LOC.	CAD FILE:	DATA IS MASTER
X	CADLOC	PH9M5T-70034-BA	
OPER. NO.	UNIT	DRAWING PH8M5T-70000-AD	
DESIGN	DETAIL	TITLE:SHMTC CONFIRURATION CONTR	SHT 54
VYUEKSEL	VYUEKSEL	<ENGINE CONTROL	OF 132
CHECKED	SAFETY	1.8L NEW I4 120PS	RH
NSAHINTU		PFI MTX75/CFT23 (PART 2)>	SHOWN
SCALE	START DATE	DIVISION: EESE	Ford
01	100901	PLANT	



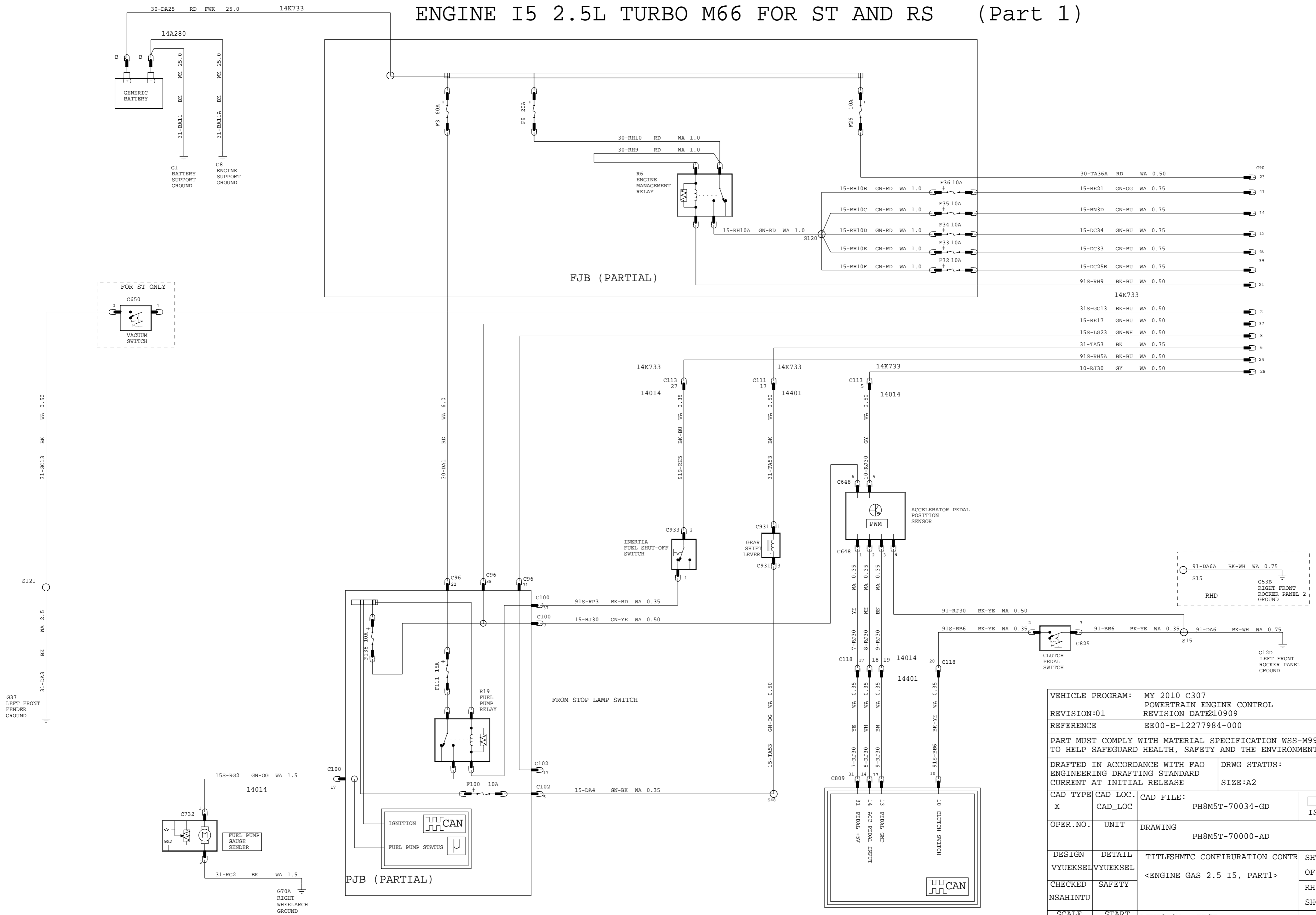
VEHICLE PROGRAM: MY 2010 C307		POWERTRAIN ENGINE CONTROL	
REVISION:01		REVISION DATE:210909	
REFERENCE EE00-E-12277984-000			
PART MUST COMPLY WITH MATERIAL SPECIFICATION WSS-M99P9999-A1 TO HELP SAFEGUARD HEALTH, SAFETY AND THE ENVIRONMENT.			
DRAFTED IN ACCORDANCE WITH FAO ENGINEERING DRAFTING STANDARD CURRENT AT INITIAL RELEASE		DRWG STATUS: 9-18-2009_21:30	
CAD TYPE: X		CAD FILE: PH8M5T-70034-ED	
OPER. NO.:		IS MASTER	
UNIT:		DRAWING: PH8M5T-70000-AD	
DESIGN: VYUEKSEL		TITLE: SHMTC CONFIRURATION CONTR	
CHECKED: SAFETY		1.8L/2.0L NEW I4 120PS	
NSAHINTU		PFI MTX75/CFT23, PART 1>	
SCALE: 01		DIVISION: EESE	
START DATE: 100901		PLANT:	
		SHT 55	
		OF 132	
		RH SHOWN	
		Ford	



VEHICLE PROGRAM: MY 2010 C307			
POWERTRAIN ENGINE CONTROL		REVISION DATE: 210909	
REVISION: 01		REFERENCE: EE00-E-12277984-000	
PART MUST COMPLY WITH MATERIAL SPECIFICATION WSS-M99P9999-A1 TO HELP SAFEGUARD HEALTH, SAFETY AND THE ENVIRONMENT.			
DRAFTED IN ACCORDANCE WITH FAO ENGINEERING DRAFTING STANDARD CURRENT AT INITIAL RELEASE		DRWG STATUS: 9-18-2009_21:33	
CAD TYPE	CAD LOC.	CAD FILE:	DATA IS MASTER
X	CADLOC	PH8M5T-70034-FD	
OPER. NO.	UNIT	DRAWING: PH8M5T-70000-AD	
DESIGN	DETAIL	TITLE: SHMTC CONFIRURATION CONTR	SHT 56
VYUEKSEL	VYUEKSEL	<ENGINE CONTROL 1.8L/2.0L NEW I4 120PS PFI MTX75/CFT23 (PART 2)>	OF 132
CHECKED	SAFETY		RH SHOWN
NSAHINTU			
SCALE	START DATE	DIVISION: EESE	Ford
01	100901	PLANT	

MY 2010 C307

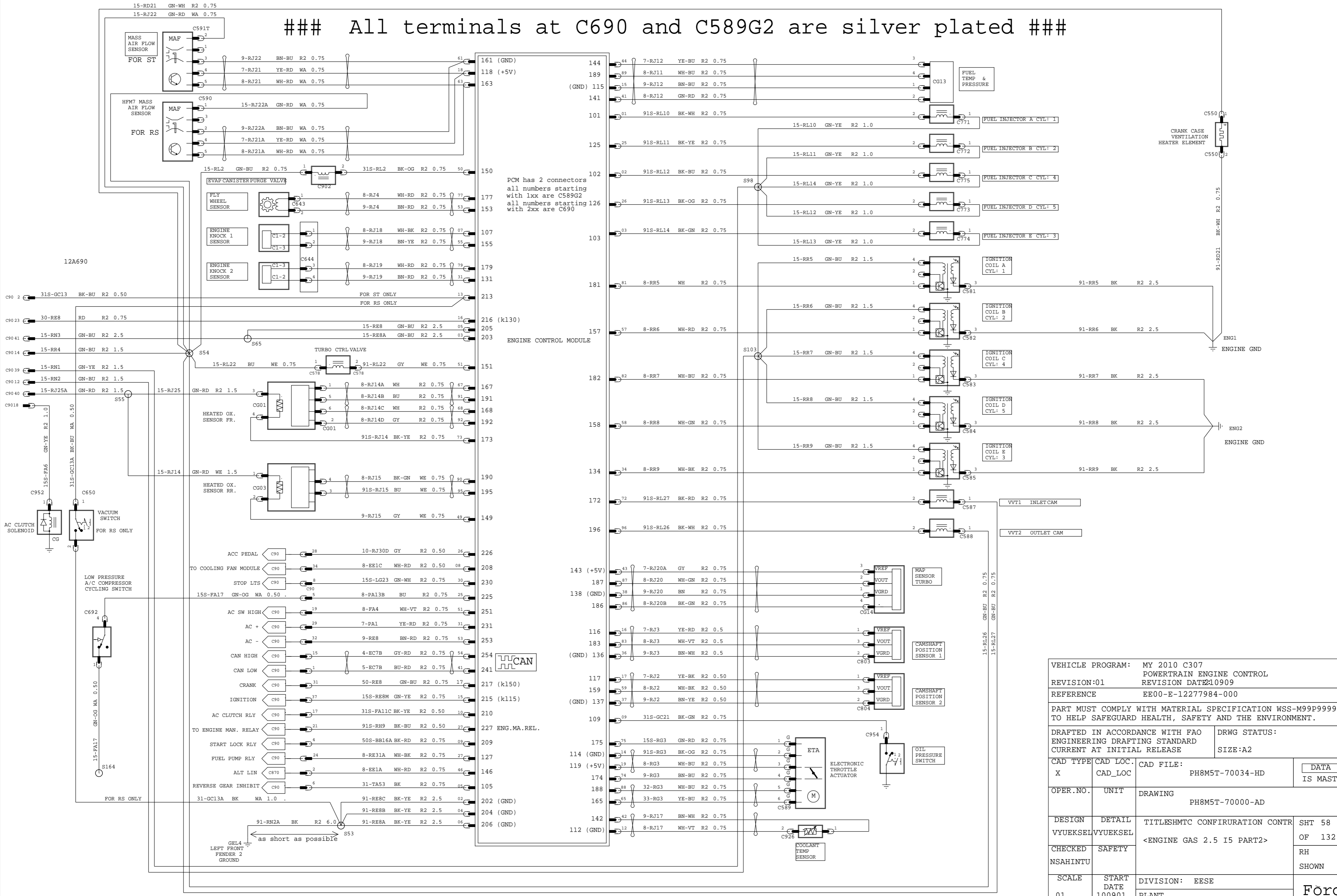
ENGINE I5 2.5L TURBO M66 FOR ST AND RS (Part 1)



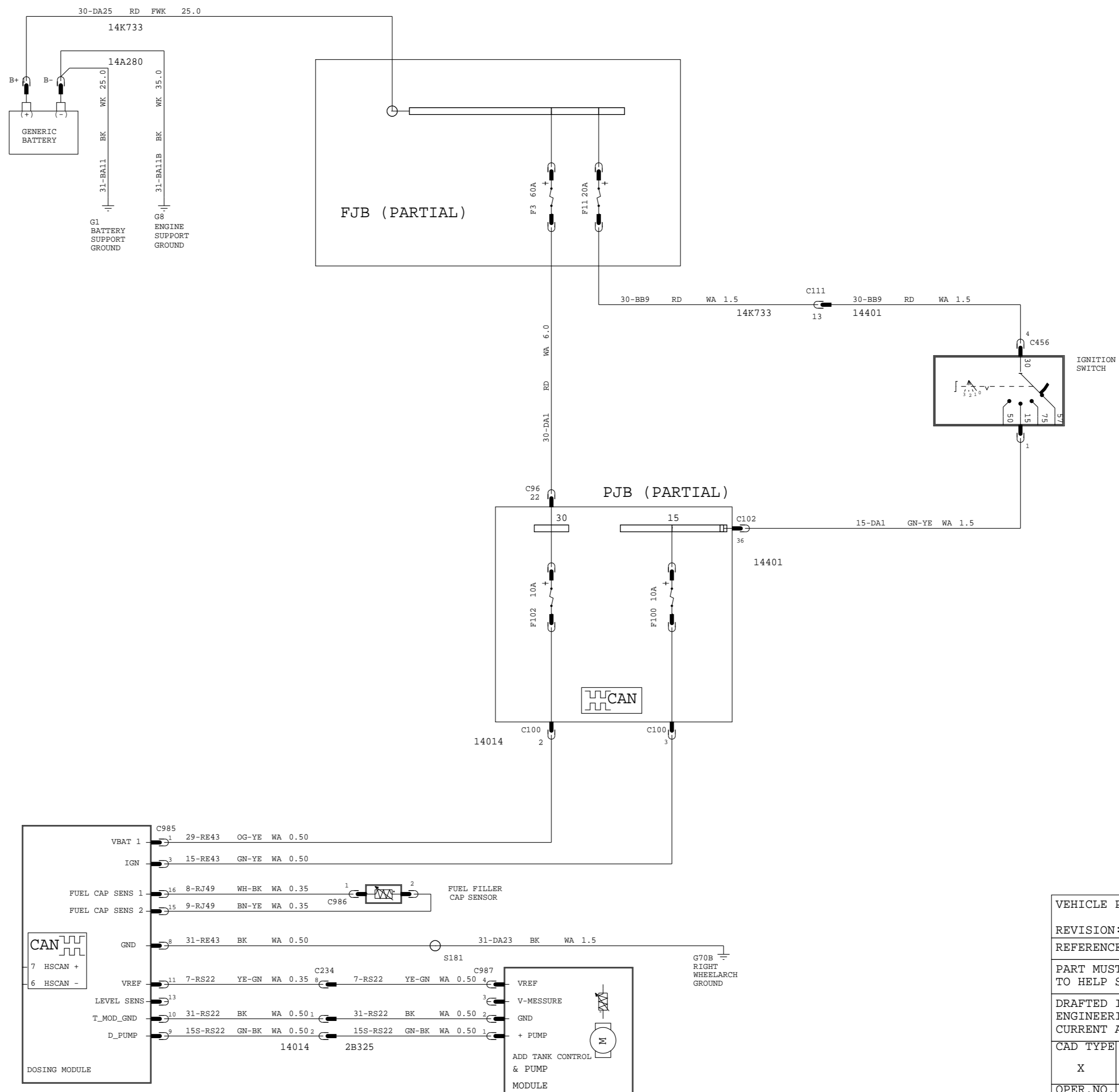
VEHICLE PROGRAM:		MY 2010 C307	
REVISION:		01	
REFERENCE:		EE00-E-12277984-000	
PART MUST COMPLY WITH MATERIAL SPECIFICATION WSS-M99P9999-A1 TO HELP SAFEGUARD HEALTH, SAFETY AND THE ENVIRONMENT.			
DRAFTED IN ACCORDANCE WITH FAO ENGINEERING DRAFTING STANDARD CURRENT AT INITIAL RELEASE		DRWG STATUS: SIZE:A2	
CAD TYPE	CAD LOC.	CAD FILE:	DATA
X	CAD_LOC	PH8M5T-70034-GD	IS MASTER
OPER.NO.	UNIT	DRAWING PH8M5T-70000-AD	
DESIGN	DETAIL	TITLESHMTC CONFIRURATION CONTR	SHT 57
VYUEKSEL	VYUEKSEL	<ENGINE GAS 2.5 I5, PART1>	OF 132
CHECKED	SAFETY		RH
NSAHINTU			SHOWN
SCALE	START DATE	DIVISION: EESE	Ford
01	100901	PLANT	

MY 2010 C307
ENGINE I5 2.5L TURBO M66 FOR ST AND RS (Part 2)

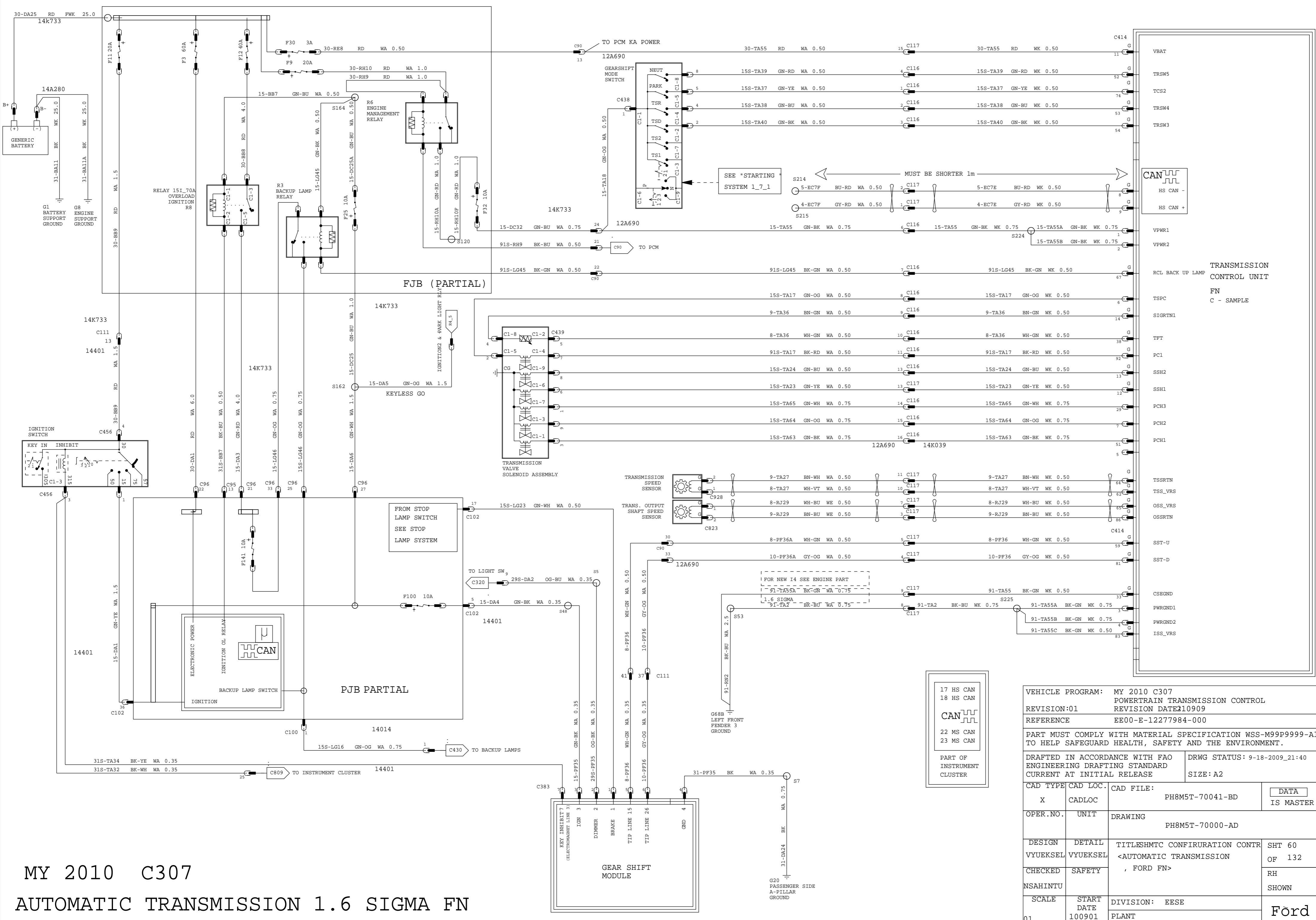
All terminals at C690 and C589G2 are silver plated



MY 2010 C307 DIESEL ADDITIVE TANK FOR DPF SYSTEM



VEHICLE PROGRAM:		MY 2010 C307	
REVISION:01		POWERTRAIN ENGINE CONTROL REVISION DATE:210909	
REFERENCE		EE00-E-12277984-000	
PART MUST COMPLY WITH MATERIAL SPECIFICATION WSS-M99P9999-A1 TO HELP SAFEGUARD HEALTH, SAFETY AND THE ENVIRONMENT.			
DRAFTED IN ACCORDANCE WITH FAO ENGINEERING DRAFTING STANDARD CURRENT AT INITIAL RELEASE		DRWG STATUS: 9-18-2009_21:39 SIZE: A2	
CAD TYPE	CAD LOC.	CAD FILE:	DATA
X	CADLOC	PH8M5T-70035-AD	IS MASTER
OPER.NO.	UNIT	DRAWING PH8M5T-70000-AD	
DESIGN	DETAIL	TITLESHTC CONFIRURATION CONTR	SHT 59
VYUEKSEL	VYUEKSEL	<ADDITIVE TANK DIESEL DPF ONLY>	OF 132
CHECKED	SAFETY		RH
NSAHINTU			SHOWN
SCALE	START DATE	DIVISION: EESE	Ford
01	100901	PLANT	

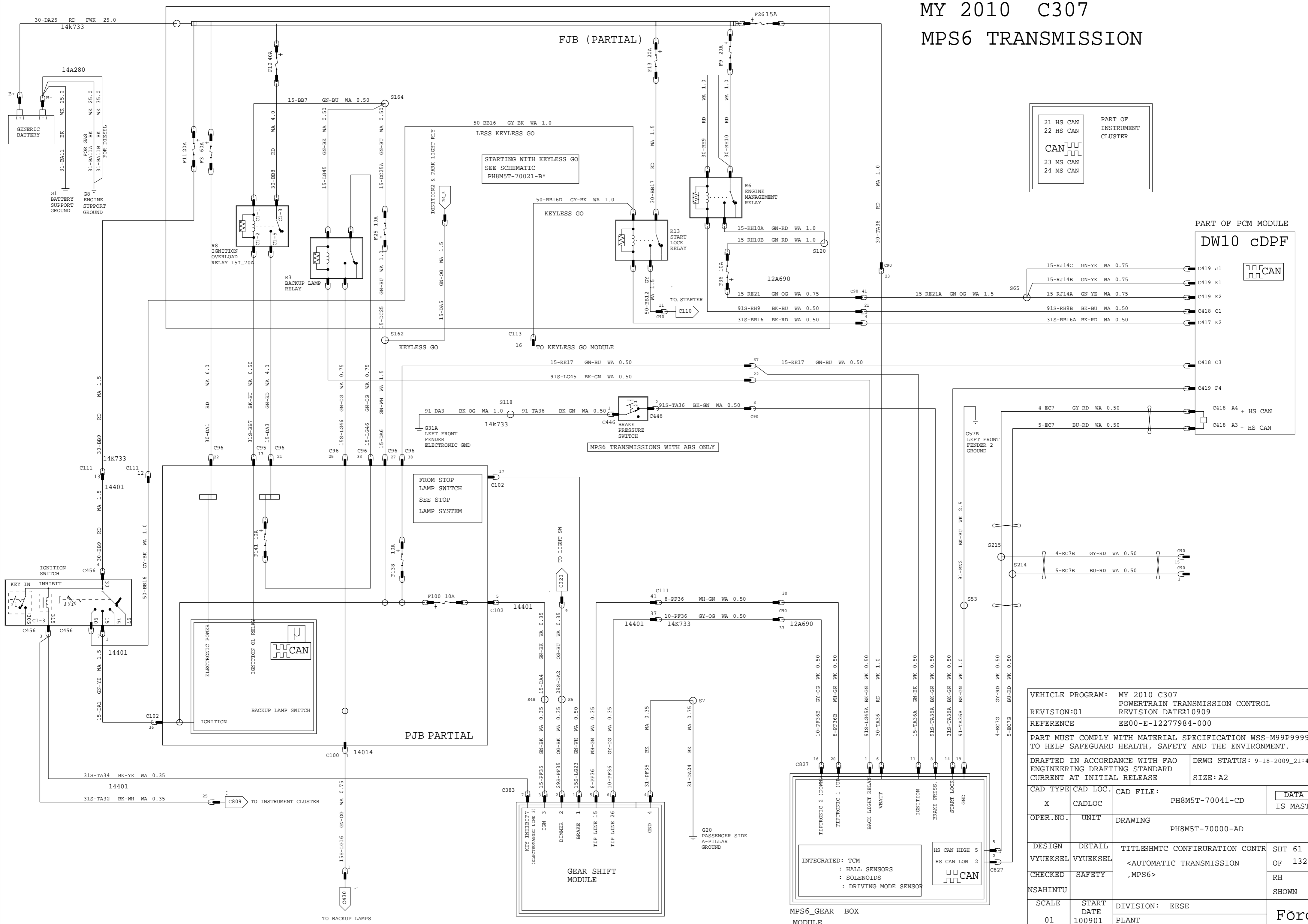


MY 2010 C307
 AUTOMATIC TRANSMISSION 1.6 SIGMA FN

17 HS CAN
 18 HS CAN
 22 MS CAN
 23 MS CAN
 PART OF INSTRUMENT CLUSTER

VEHICLE PROGRAM: MY 2010 C307		POWERTRAIN TRANSMISSION CONTROL	
REVISION:01		REVISION DATE:210909	
REFERENCE		EE00-E-12277984-000	
PART MUST COMPLY WITH MATERIAL SPECIFICATION WSS-M99P9999-A1 TO HELP SAFEGUARD HEALTH, SAFETY AND THE ENVIRONMENT.			
DRAFTED IN ACCORDANCE WITH FAO ENGINEERING DRAFTING STANDARD CURRENT AT INITIAL RELEASE		DRWG STATUS: 9-18-2009_21:40	
CAD TYPE	CAD LOC.	CAD FILE:	DATA IS MASTER
X	CADLOC	PH8M5T-70041-BD	
OPER. NO.	UNIT	DRAWING	PH8M5T-70000-AD
DESIGN	DETAIL	TITLESHMTC CONFIRURATION CONTR	SHT 60
VYUEKSEL	VYUEKSEL	<AUTOMATIC TRANSMISSION , FORD FN>	OF 132
CHECKED	SAFETY		RH SHOWN
NSAHINTU	SCALE	DIVISION: EESE	
	START DATE	PLANT	Ford
01	100901		

MY 2010 C307 MPS6 TRANSMISSION



21 HS CAN
22 HS CAN
23 MS CAN
24 MS CAN

PART OF INSTRUMENT CLUSTER

PART OF PCM MODULE

DW10 cDPF

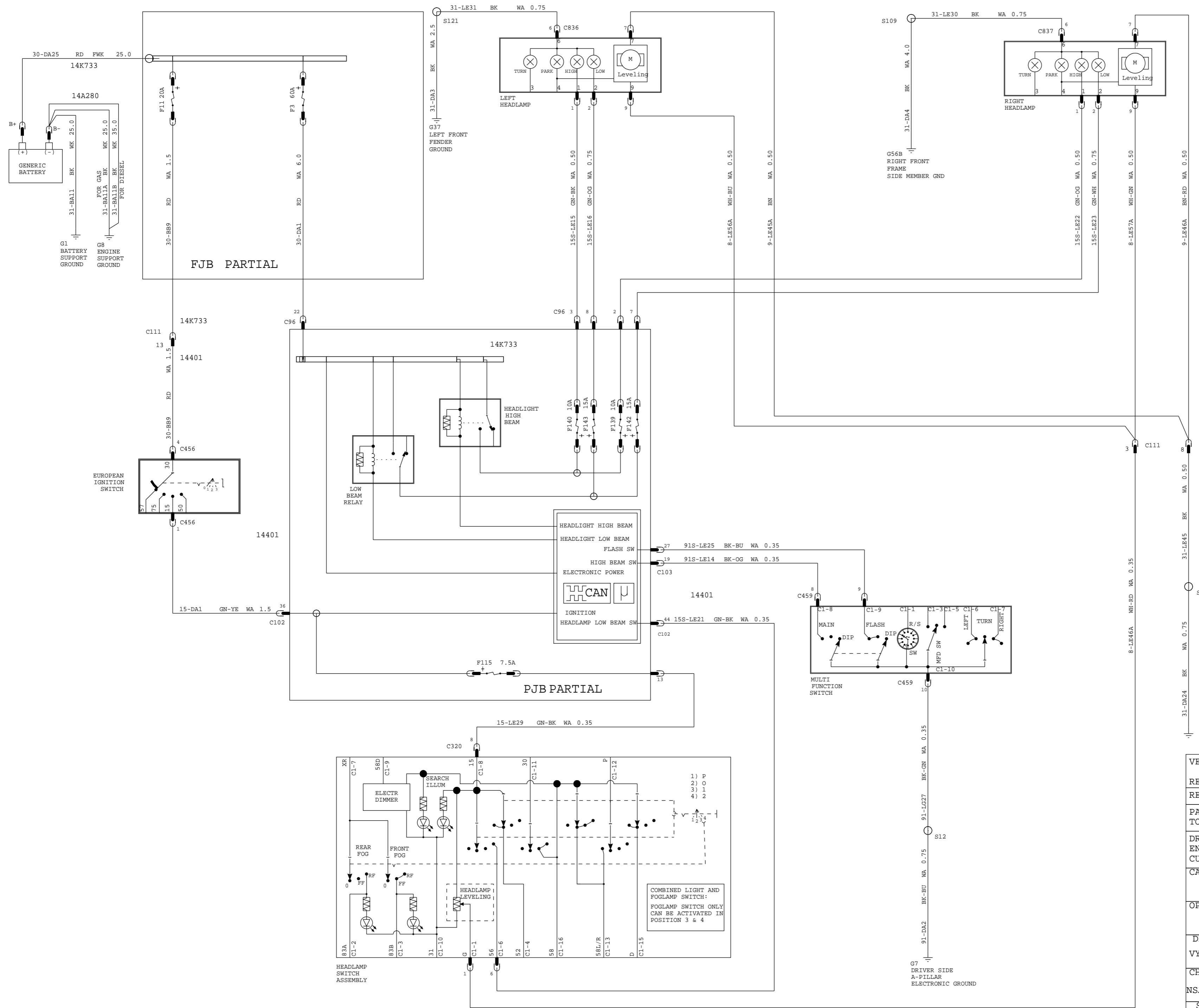
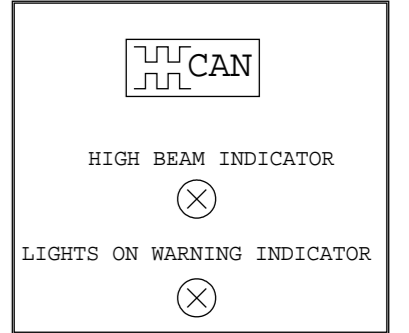
CAN

C419 J1
C419 K1
C419 K2
C418 C1
C417 K2
C418 C3
C419 F4
C418 A4 + HS CAN
C418 A3 - HS CAN

VEHICLE PROGRAM: MY 2010 C307		POWERTRAIN TRANSMISSION CONTROL	
REVISION:01		REVISION DATE:210909	
REFERENCE EE00-E-12277984-000			
PART MUST COMPLY WITH MATERIAL SPECIFICATION WSS-M99P9999-A1 TO HELP SAFEGUARD HEALTH, SAFETY AND THE ENVIRONMENT.			
DRAFTED IN ACCORDANCE WITH FAO ENGINEERING DRAFTING STANDARD CURRENT AT INITIAL RELEASE		DRWG STATUS: 9-18-2009_21:41	
CAD TYPE	CAD LOC.	CAD FILE:	DATA IS MASTER
X	CADLOC	PH8M5T-70041-CD	
OPER. NO.	UNIT	DRAWING PH8M5T-70000-AD	
DESIGN	DETAIL	TITLE:SHMTC CONFIRURATION CONTR	SHT 61
VYUEKSEL	VYUEKSEL	<AUTOMATIC TRANSMISSION ,MPS6>	OF 132
CHECKED	SAFETY		RH
NSAHINTU			SHOWN
SCALE	START DATE	DIVISION: EESE	Ford
01	100901	PLANT	

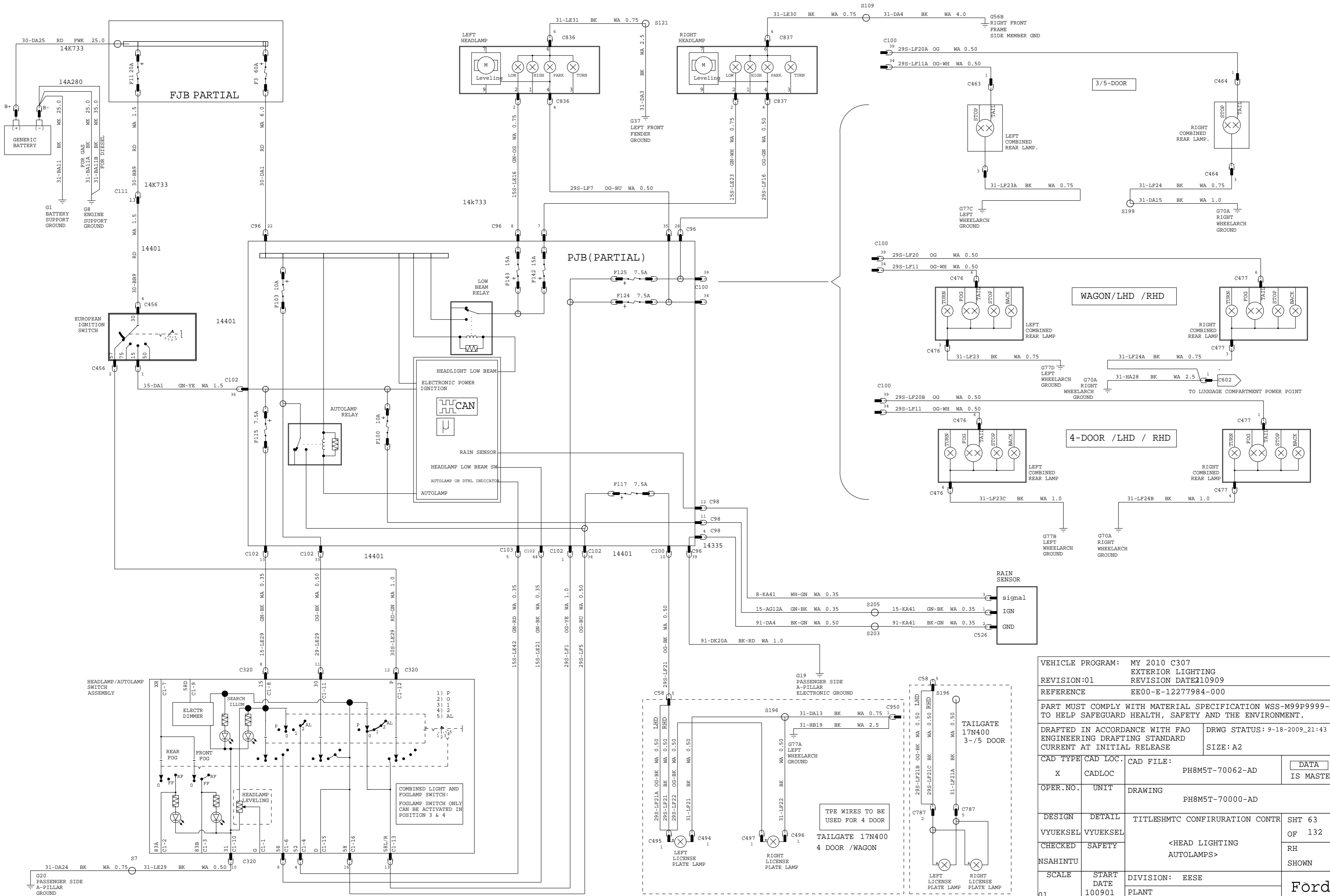
MY 2010 C307 HEAD LIGHTING - HEADLAMPS LAMPS / FLASH TO PASS / MANUAL HEADLAMP LEVELING

PART OF CLUSTER



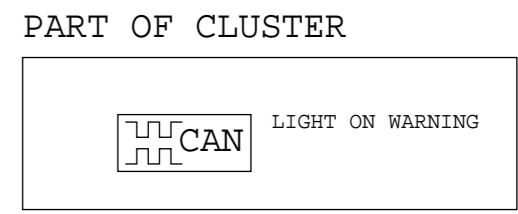
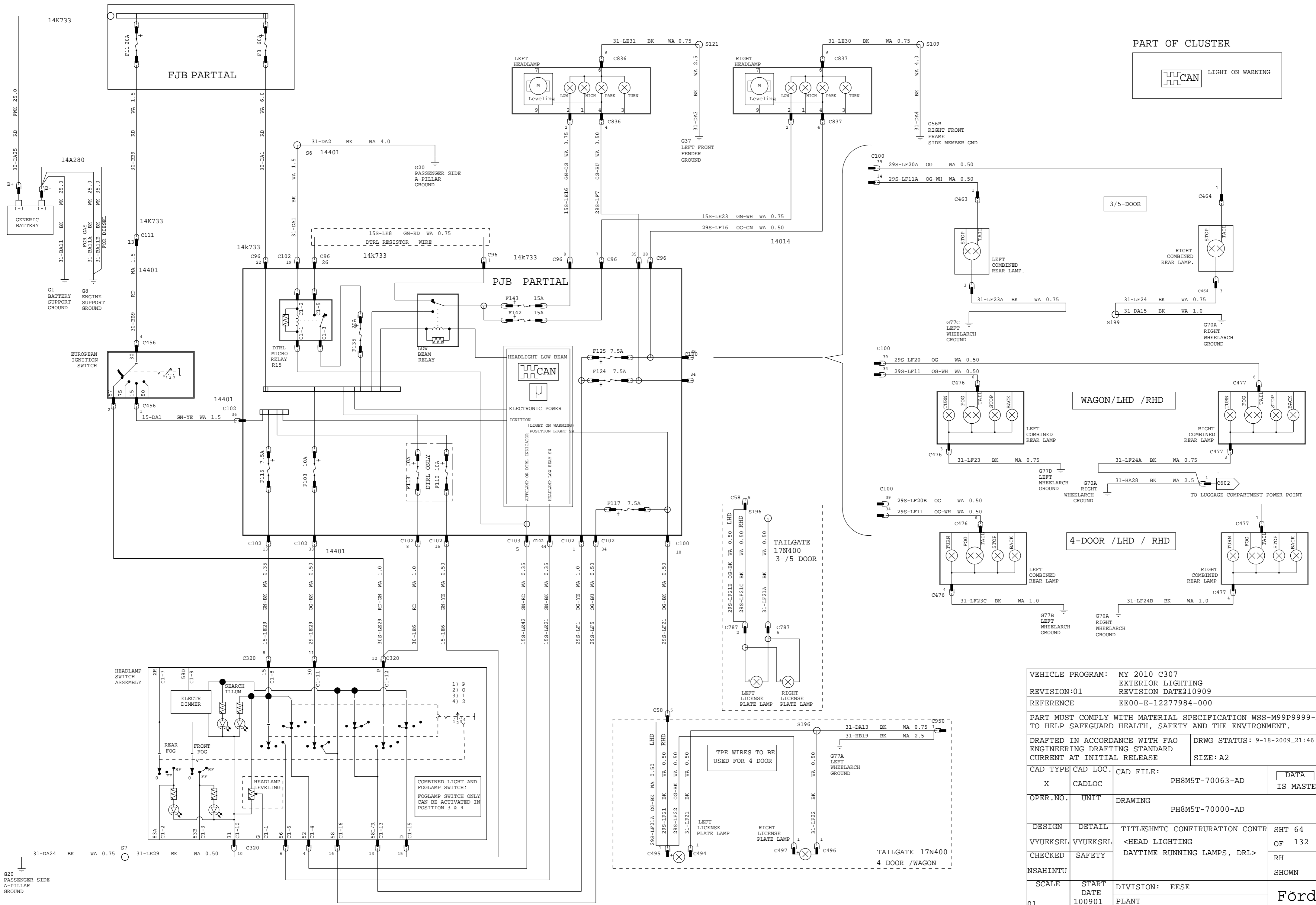
VEHICLE PROGRAM: MY 2010 C307		EXTERIOR LIGHTING	
REVISION:01		REVISION DATE:210909	
REFERENCE		EE00-E-12277984-000	
PART MUST COMPLY WITH MATERIAL SPECIFICATION WSS-M99P9999-A1 TO HELP SAFEGUARD HEALTH, SAFETY AND THE ENVIRONMENT.			
DRAFTED IN ACCORDANCE WITH FAO ENGINEERING DRAFTING STANDARD CURRENT AT INITIAL RELEASE		DRWG STATUS: 9-18-2009_21:42	
CAD TYPE	CAD LOC.	CAD FILE:	DATA IS MASTER
X	CADLOC	PH8M5T-70061-AD	
OPER.NO.	UNIT	DRAWING	PH8M5T-70000-AD
DESIGN	DETAIL	TITLESHTC CONFIRURATION CONTR	SHT 62
VYUEKSEL	VYUEKSEL	<HEAD LIGHTING	OF 132
CHECKED	SAFETY	HEADLAMPS / FLASH TO PASS /	RH
NSAHINTU		MANUAL HEADLAMP LEVELING>	SHOWN
SCALE	START DATE	DIVISION: EESE	Ford
01	100901	PLANT	

MY 2010 C307 HEAD LIGHTING - AUTOLAMPS

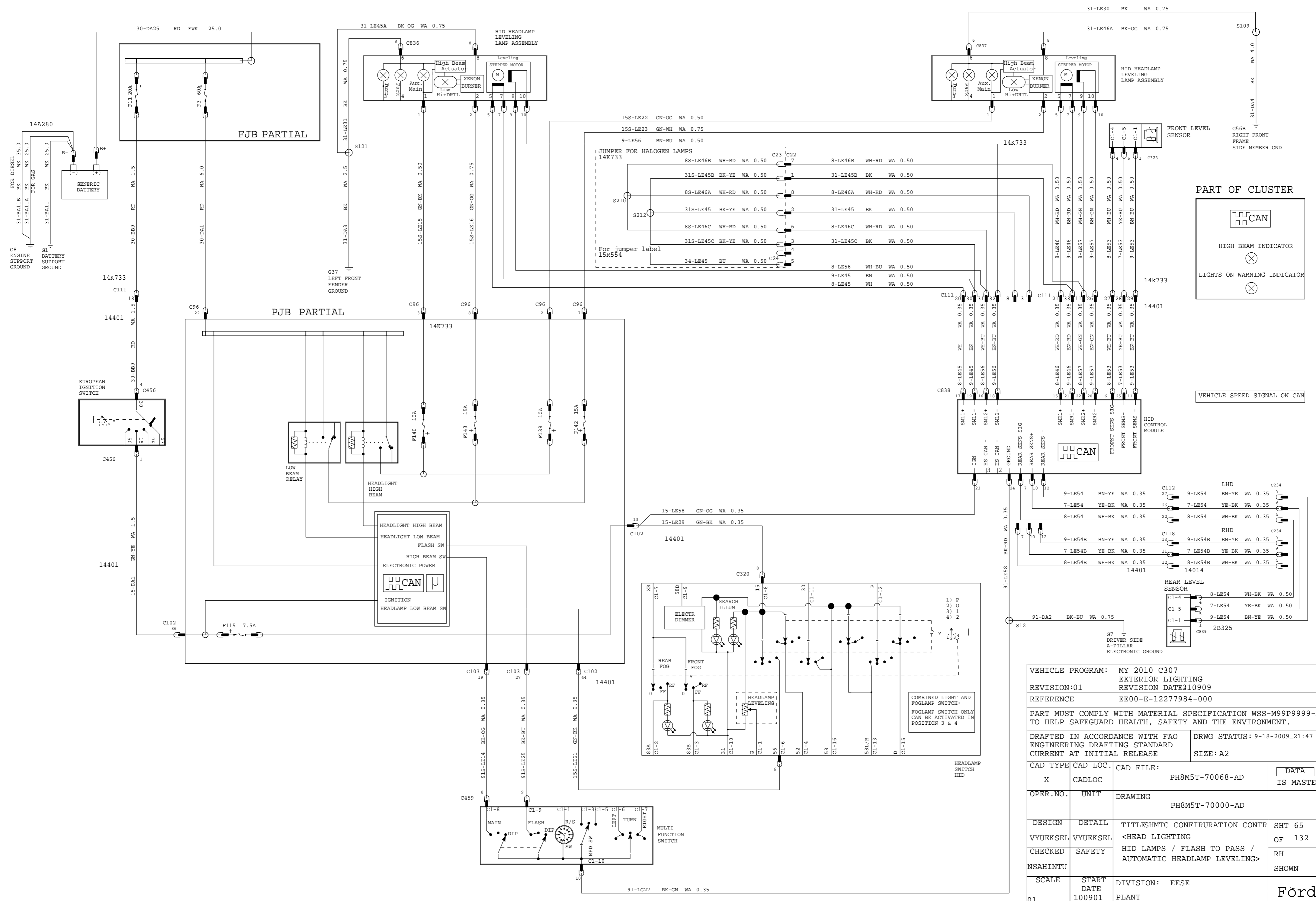


VEHICLE PROGRAM: MY 2010 C307		EXTERIOR LIGHTING	
REVISION:01		REVISION DATE:210909	
REFERENCE: EE00-E-12277984-000			
PART MUST COMPLY WITH MATERIAL SPECIFICATION WSS-M99P9999-A1 TO HELP SAFEGUARD HEALTH, SAFETY AND THE ENVIRONMENT.			
DRAFTED IN ACCORDANCE WITH FAO ENGINEERING DRAFTING STANDARD CURRENT AT INITIAL RELEASE		DRWG STATUS: 9-18-2009_21:43	
CAD TYPE: X	CAD LOC: CADLOC	CAD FILE: PH8M5T-70062-AD	DATA IS MASTER
OPER. NO.	UNIT	DRAWING: PH8M5T-70000-AD	
DESIGN: VYUEKSEL	DETAIL: VYUEKSEL	TITLE: SHMTC CONFIRURATION CONTR	SHT 63 OF 132
CHECKED: NSAHINTU	SAFETY: NSAHINTU	<HEAD LIGHTING AUTOLAMPS>	
SCALE: 01	START DATE: 100901	DIVISION: EESE	PLANT: Ford

MY 2010 C307 HEAD LIGHTING - DAYTIME RUNNING LAMPS (DTRL)


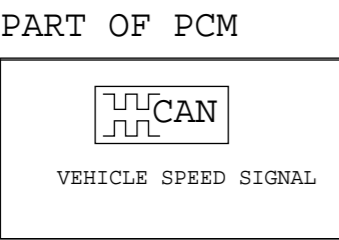
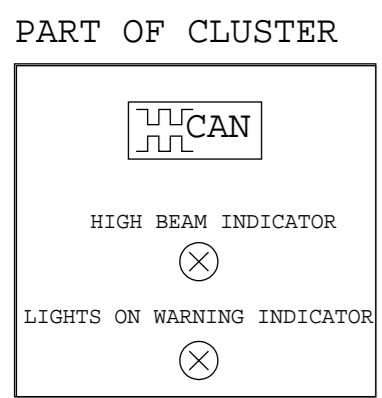
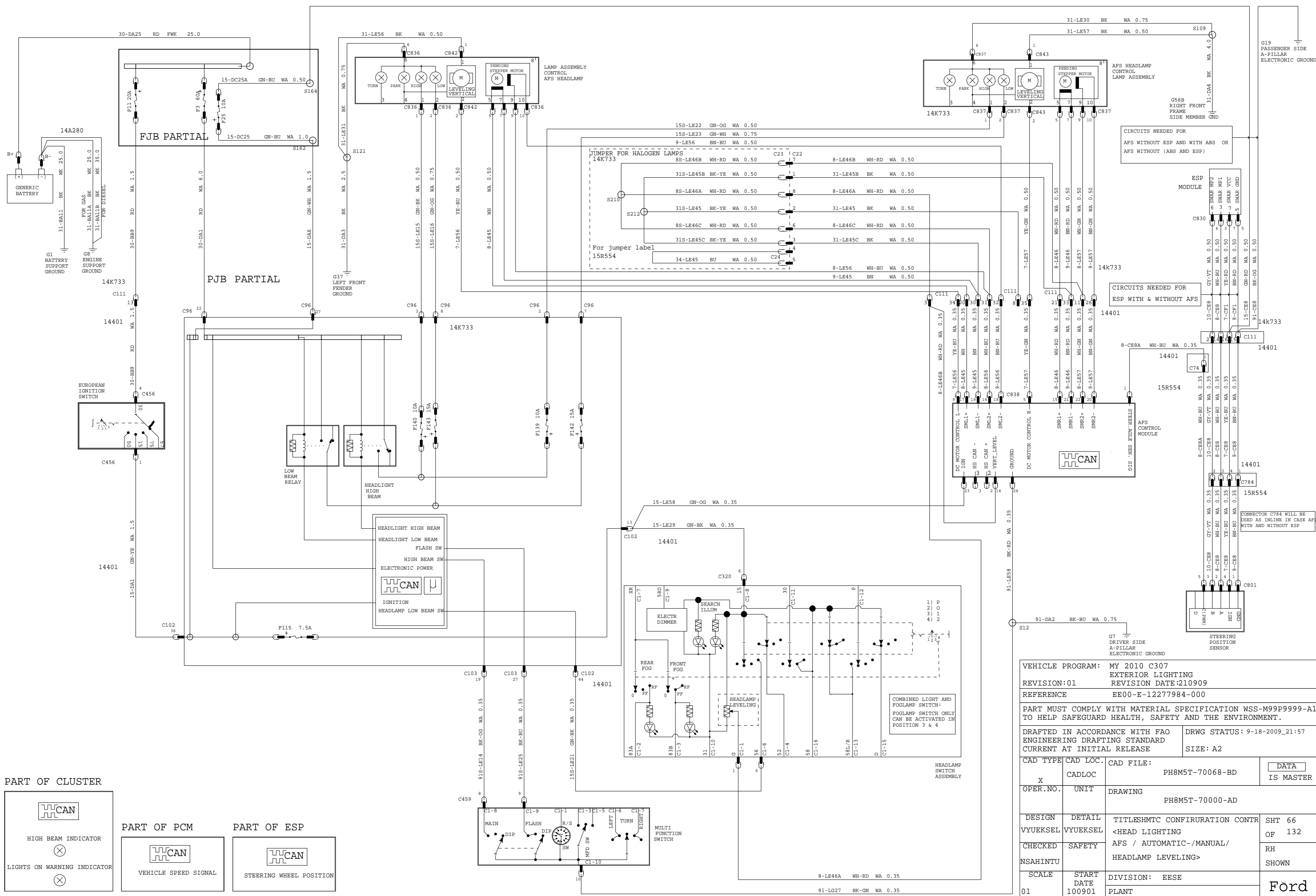


VEHICLE PROGRAM: MY 2010 C307		EXTERIOR LIGHTING	
REVISION:01		REVISION DATE:210909	
REFERENCE: EE00-E-12277984-000			
PART MUST COMPLY WITH MATERIAL SPECIFICATION WSS-M99P9999-A1 TO HELP SAFEGUARD HEALTH, SAFETY AND THE ENVIRONMENT.			
DRAFTED IN ACCORDANCE WITH FAO ENGINEERING DRAFTING STANDARD CURRENT AT INITIAL RELEASE		DRWG STATUS: 9-18-2009_21:46	
CAD TYPE: X	CAD LOC: CADLOC	CAD FILE: PH8M5T-70063-AD	DATA IS MASTER
OPER. NO.	UNIT	DRAWING: PH8M5T-70000-AD	
DESIGN: VYUEKSEL	DETAIL: VYUEKSEL	TITLE: SHMTC CONFIRURATION CONTR	SHT 64 OF 132
CHECKED: NSAHINTU	SAFETY: NSAHINTU	DAYTIME RUNNING LAMPS, DRL>	
SCALE: 01	START DATE: 100901	DIVISION: EESE	PLANT: Ford



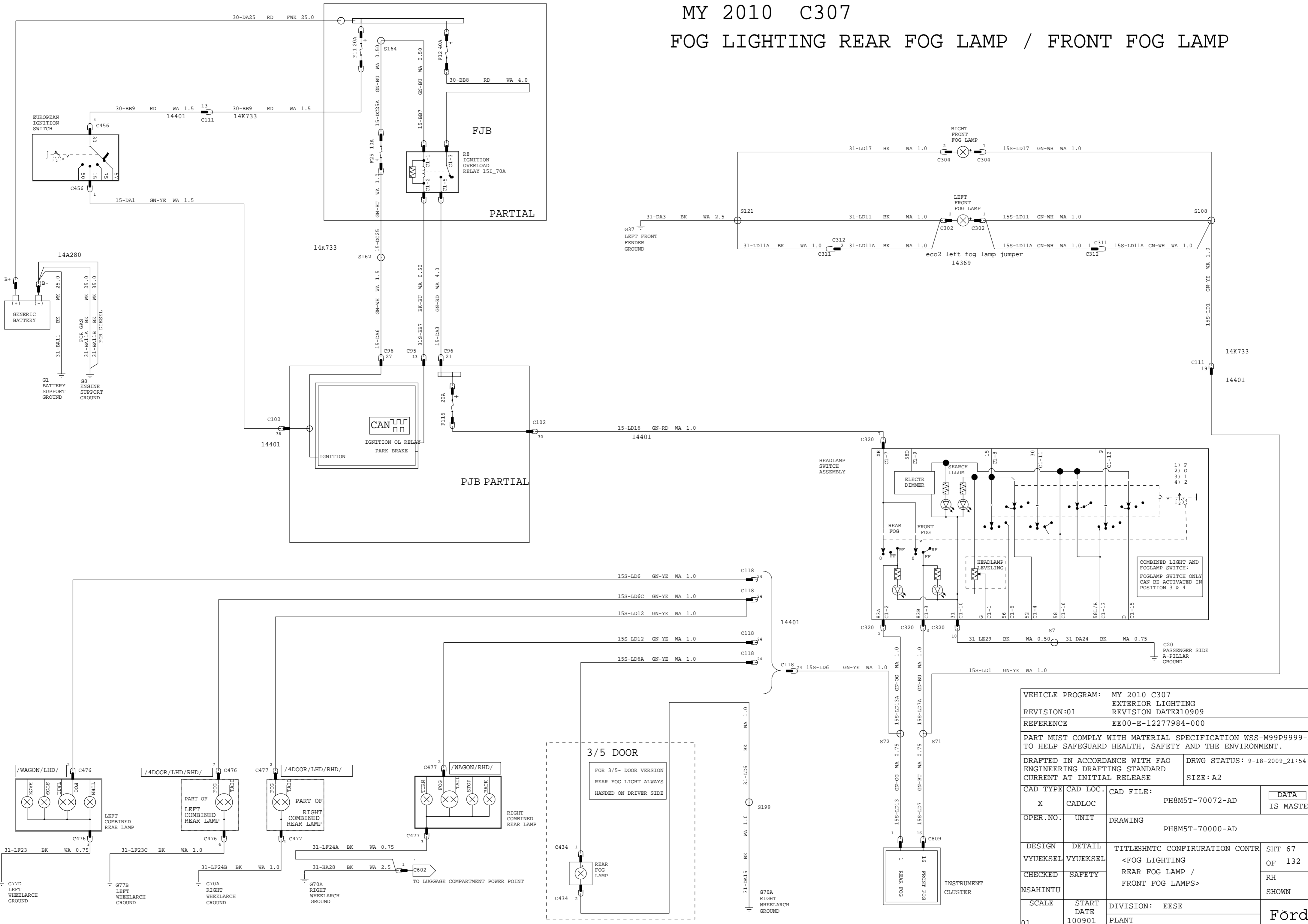
VEHICLE PROGRAM:		MY 2010 C307	
REVISION:01		EXTERIOR LIGHTING	
REFERENCE		EE00-E-12277984-000	
PART MUST COMPLY WITH MATERIAL SPECIFICATION WSS-M99P9999-A1 TO HELP SAFEGUARD HEALTH, SAFETY AND THE ENVIRONMENT.			
DRAFTED IN ACCORDANCE WITH FAO ENGINEERING DRAFTING STANDARD CURRENT AT INITIAL RELEASE		DRWG STATUS: 9-18-2009_21:47	
CAD TYPE	CAD LOC.	CAD FILE:	PH8M5T-70068-AD
X	CADLOC		DATA IS MASTER
OPER. NO.	UNIT	DRAWING	PH8M5T-70000-AD
DESIGN	DETAIL	TITLESHTMTC CONFIRURATION CONTR	SHT 65
VYUEKSEL	VYUEKSEL	<HEAD LIGHTING	OF 132
CHECKED	SAFETY	HID LAMPS / FLASH TO PASS / AUTOMATIC HEADLAMP LEVELING>	RH SHOWN
NSAHINTU			
SCALE	START DATE	DIVISION: EESE	Ford
01	100901	PLANT	

MY 2010 C307 HEAD LIGHTING - AFS LAMPS / MANUAL HEADLAMP LEVELING



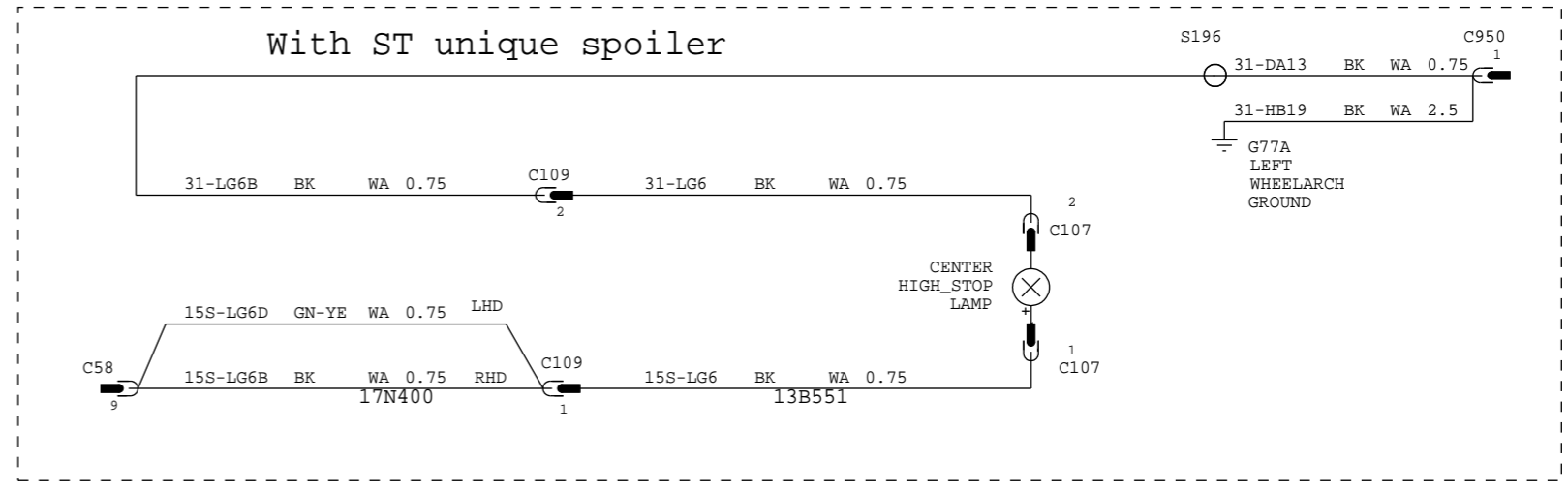
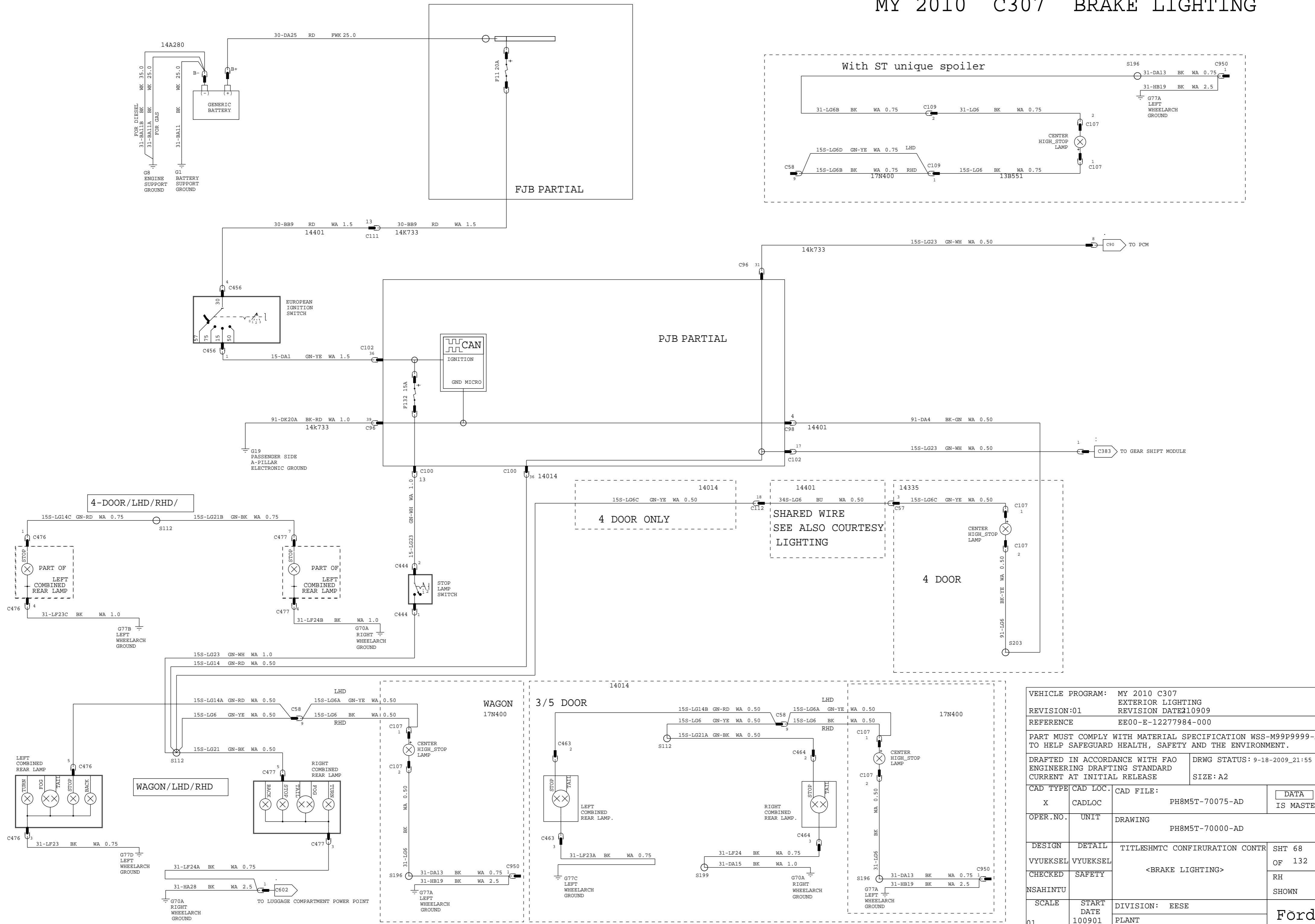
VEHICLE PROGRAM: MY 2010 C307		EXTERIOR LIGHTING	
REVISION:01		REVISION DATE:210909	
REFERENCE		EE00-E-12277984-000	
PART MUST COMPLY WITH MATERIAL SPECIFICATION WSS-M99P9999-A1 TO HELP SAFEGUARD HEALTH, SAFETY AND THE ENVIRONMENT.			
DRAFTED IN ACCORDANCE WITH FAO ENGINEERING DRAFTING STANDARD CURRENT AT INITIAL RELEASE		DRWG STATUS: 9-18-2009_21:57	
CAD TYPE	CAD LOC.	CAD FILE:	DATA
X	CADLOC	PH8M5T-70068-BD	IS MASTER
OPER.NO.	UNIT	DRAWING	
		PH8M5T-70000-AD	
DESIGN	DETAIL	TITLESHMTC CONFIRUNATION CONTR	SHT 66
VYUEKSEL	VYUEKSEL	<HEAD LIGHTING	OF 132
CHECKED	SAFETY	AFS / AUTOMATIC-/MANUAL/	RH
NSAHINTU		HEADLAMP LEVELING>	SHOWN
SCALE	START DATE	DIVISION: EESE	Ford
01	100901	PLANT	

MY 2010 C307 FOG LIGHTING REAR FOG LAMP / FRONT FOG LAMP



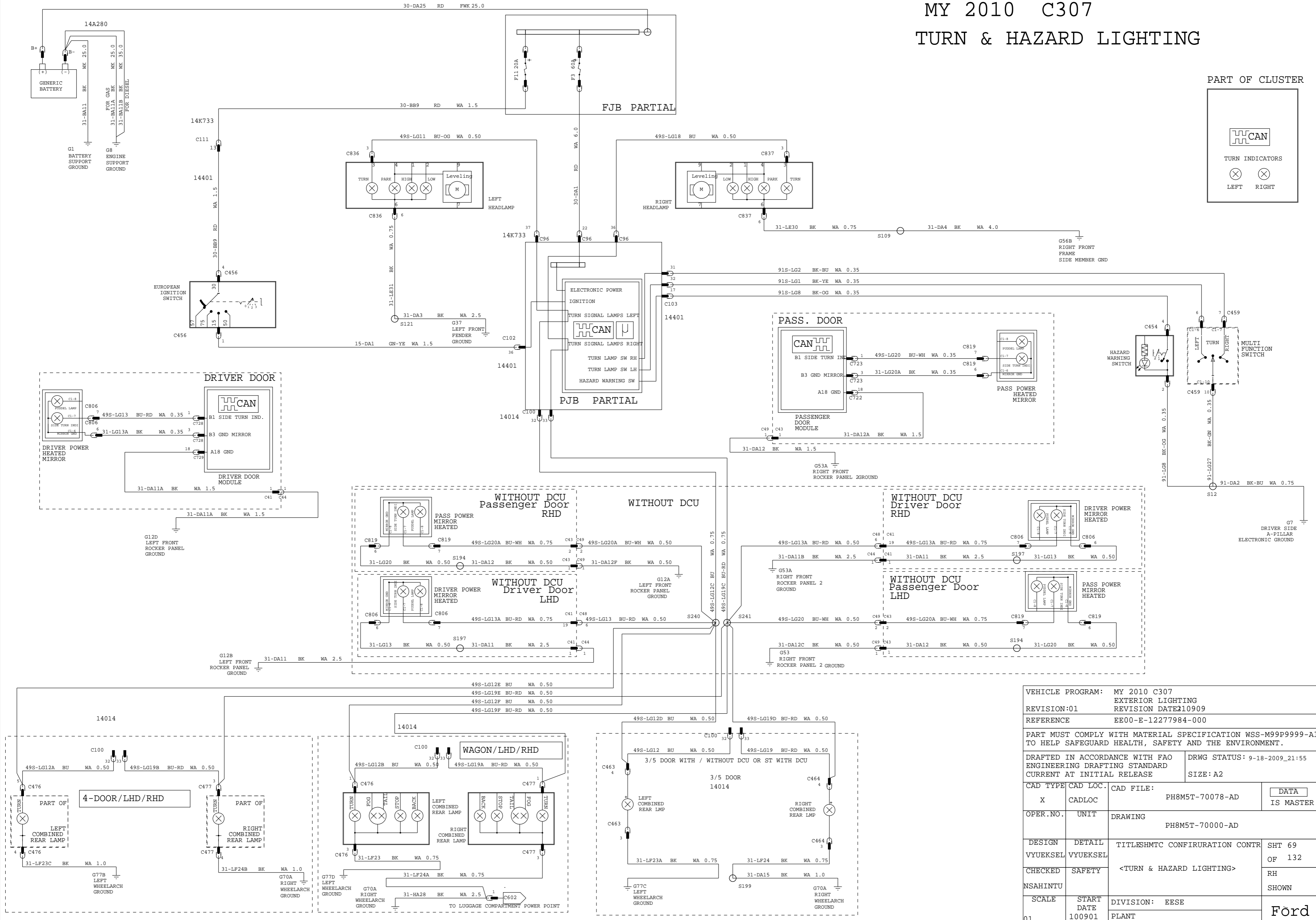
VEHICLE PROGRAM: MY 2010 C307		EXTERIOR LIGHTING	
REVISION:01		REVISION DATE:210909	
REFERENCE: EE00-E-12277984-000			
PART MUST COMPLY WITH MATERIAL SPECIFICATION WSS-M99P9999-A1 TO HELP SAFEGUARD HEALTH, SAFETY AND THE ENVIRONMENT.			
DRAFTED IN ACCORDANCE WITH FAO ENGINEERING DRAFTING STANDARD CURRENT AT INITIAL RELEASE		DRWG STATUS: 9-18-2009_21:54	
CAD TYPE: X		CAD LOC: CADLOC	CAD FILE: PH8M5T-70072-AD
OPER. NO.		UNIT	DRAWING: PH8M5T-70000-AD
DESIGN VYUEKSEL	DETAIL VYUEKSEL	TITLE: SHMTC CONFIRURATION CONTR	SHT 67 OF 132
CHECKED NSAHINTU	SAFETY	REAR FOG LAMP / FRONT FOG LAMPS>	RH SHOWN
SCALE: 01	START DATE: 100901	DIVISION: EESE	PLANT: Ford

MY 2010 C307 BRAKE LIGHTING



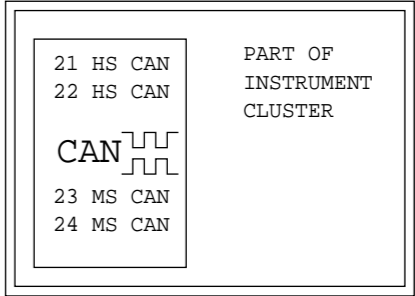
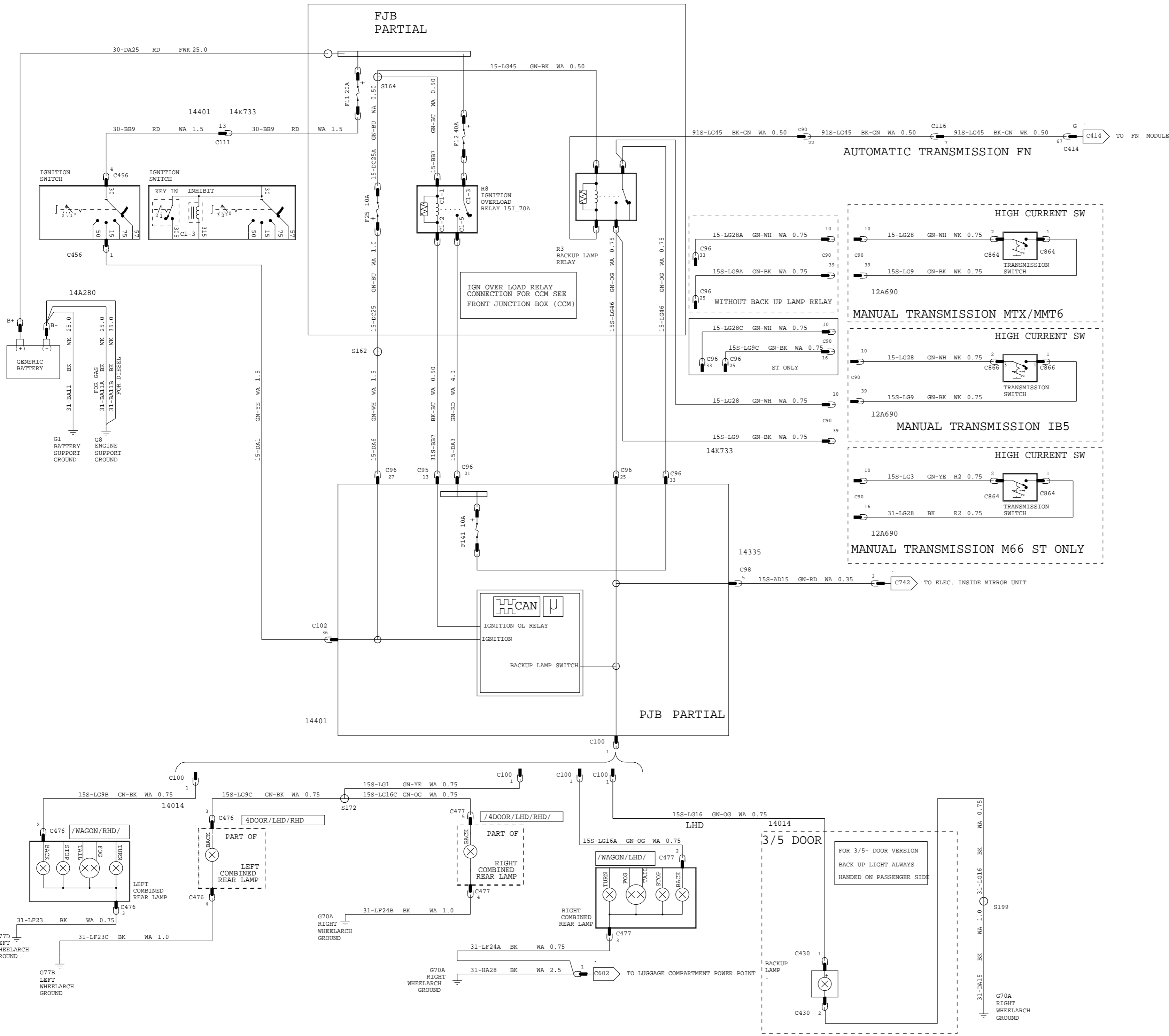
VEHICLE PROGRAM: MY 2010 C307		EXTERIOR LIGHTING	
REVISION:01		REVISION DATE:210909	
REFERENCE EE00-E-12277984-000			
PART MUST COMPLY WITH MATERIAL SPECIFICATION WSS-M99P9999-A1 TO HELP SAFEGUARD HEALTH, SAFETY AND THE ENVIRONMENT.			
DRAFTED IN ACCORDANCE WITH FAO ENGINEERING DRAFTING STANDARD CURRENT AT INITIAL RELEASE		DRWG STATUS: 9-18-2009_21:55	
CAD TYPE	CAD LOC.	CAD FILE:	DATA IS MASTER
X	CADLOC	PH8M5T-70075-AD	
OPER.NO.	UNIT	DRAWING	PH8M5T-70000-AD
DESIGN	DETAIL	TITLE:SHMTC CONFIRURATION CONTR	SHT 68
VYUEKSEL	VYUEKSEL	<BRAKE LIGHTING>	OF 132
CHECKED	SAFETY		RH SHOWN
NSAHINTU			
SCALE	START DATE	DIVISION: EESE	Ford
01	100901	PLANT	

MY 2010 C307 TURN & HAZARD LIGHTING



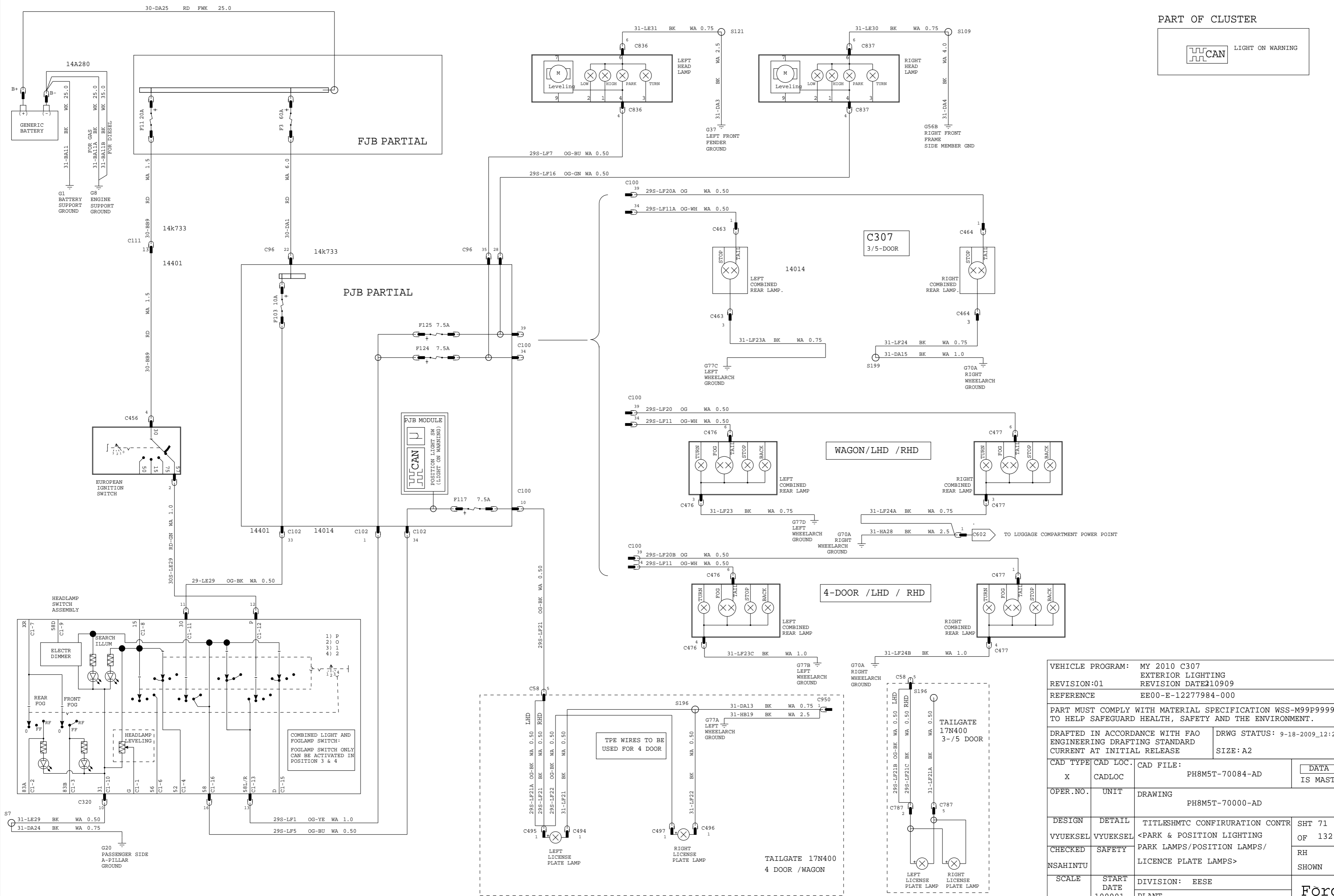
VEHICLE PROGRAM:		MY 2010 C307	
REVISION:01		EXTERIOR LIGHTING	
REFERENCE		EE00-E-12277984-000	
PART MUST COMPLY WITH MATERIAL SPECIFICATION WSS-M99P9999-A1 TO HELP SAFEGUARD HEALTH, SAFETY AND THE ENVIRONMENT.			
DRAFTED IN ACCORDANCE WITH FAO ENGINEERING DRAFTING STANDARD CURRENT AT INITIAL RELEASE		DRWG STATUS: 9-18-2009_21:55	
CAD TYPE	CAD LOC.	CAD FILE:	DATA IS MASTER
X	CADLOC	PH8M5T-70078-AD	
OPER. NO.	UNIT	DRAWING	PH8M5T-70000-AD
DESIGN	DETAIL	TITLESHMTC CONFIRURATION CONTR	SHT 69
VYUEKSEL	VYUEKSEL	<TURN & HAZARD LIGHTING>	OF 132
CHECKED	SAFETY		RH
NSAHINTU			SHOWN
SCALE	START DATE	DIVISION: EESE	Ford
01	100901	PLANT	

MY 2010 C307 REVERSE LIGHTING



VEHICLE PROGRAM: MY 2010 C307		EXTERIOR LIGHTING	
REVISION:01		REVISION DATE:210909	
REFERENCE		EE00-E-12277984-000	
PART MUST COMPLY WITH MATERIAL SPECIFICATION WSS-M99P9999-A1 TO HELP SAFEGUARD HEALTH, SAFETY AND THE ENVIRONMENT.			
DRAFTED IN ACCORDANCE WITH FAO ENGINEERING DRAFTING STANDARD		DRWG STATUS: 9-18-2009_21:56	
CURRENT AT INITIAL RELEASE		SIZE: A2	
CAD TYPE	CAD LOC.	CAD FILE:	DATA
X	CADLOC	PH8M5T-70083-AD	IS MASTER
OPER.NO.	UNIT	DRAWING	
		PH8M5T-70000-AD	
DESIGN	DETAIL	TITLE:SHMTC CONFIRURATION CONTR	SHT 70
VYUEKSEL	VYUEKSEL	<REVERSE LIGHTING>	OF 132
CHECKED	SAFETY		RH
NSAHINTU			SHOWN
SCALE	START DATE	DIVISION: EESE	Ford
01	100901	PLANT	

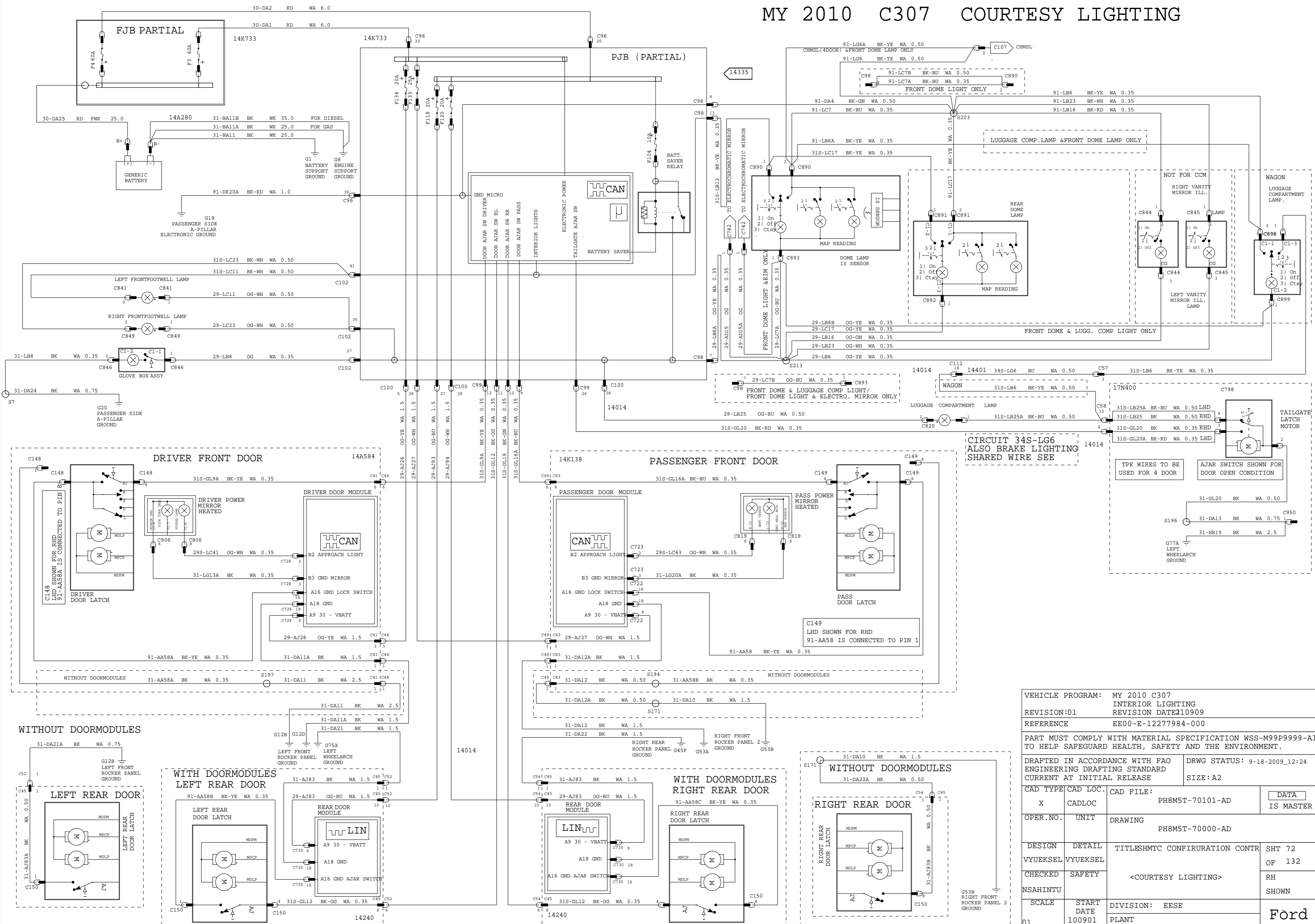
MY 2010 C307 PARK LAMPS/POSITION LAMPS / LICENCE PLATE LAMPS



PART OF CLUSTER
 LIGHT ON WARNING

VEHICLE PROGRAM: MY 2010 C307			
REVISION:01		EXTERIOR LIGHTING	
REFERENCE		EE00-E-12277984-000	
PART MUST COMPLY WITH MATERIAL SPECIFICATION WSS-M99P9999-A1 TO HELP SAFEGUARD HEALTH, SAFETY AND THE ENVIRONMENT.			
DRAFTED IN ACCORDANCE WITH FAO ENGINEERING DRAFTING STANDARD CURRENT AT INITIAL RELEASE		DRWG STATUS: 9-18-2009_12:24	
CAD TYPE		SIZE: A2	
X	CAD LOC.	PH8M5T-70084-AD	DATA IS MASTER
OPER. NO.	UNIT	DRAWING PH8M5T-70000-AD	
DESIGN	DETAIL	TITLESHMTC CONFIRURATION CONTR	SHT 71
VYUEKSEL	VYUEKSEL	<PARK & POSITION LIGHTING	OF 132
CHECKED	SAFETY	PARK LAMPS/POSITION LAMPS/	RH
NSAHINTU		LICENCE PLATE LAMPS>	SHOWN
SCALE	START DATE	DIVISION: EESE	Ford
01	100901	PLANT	

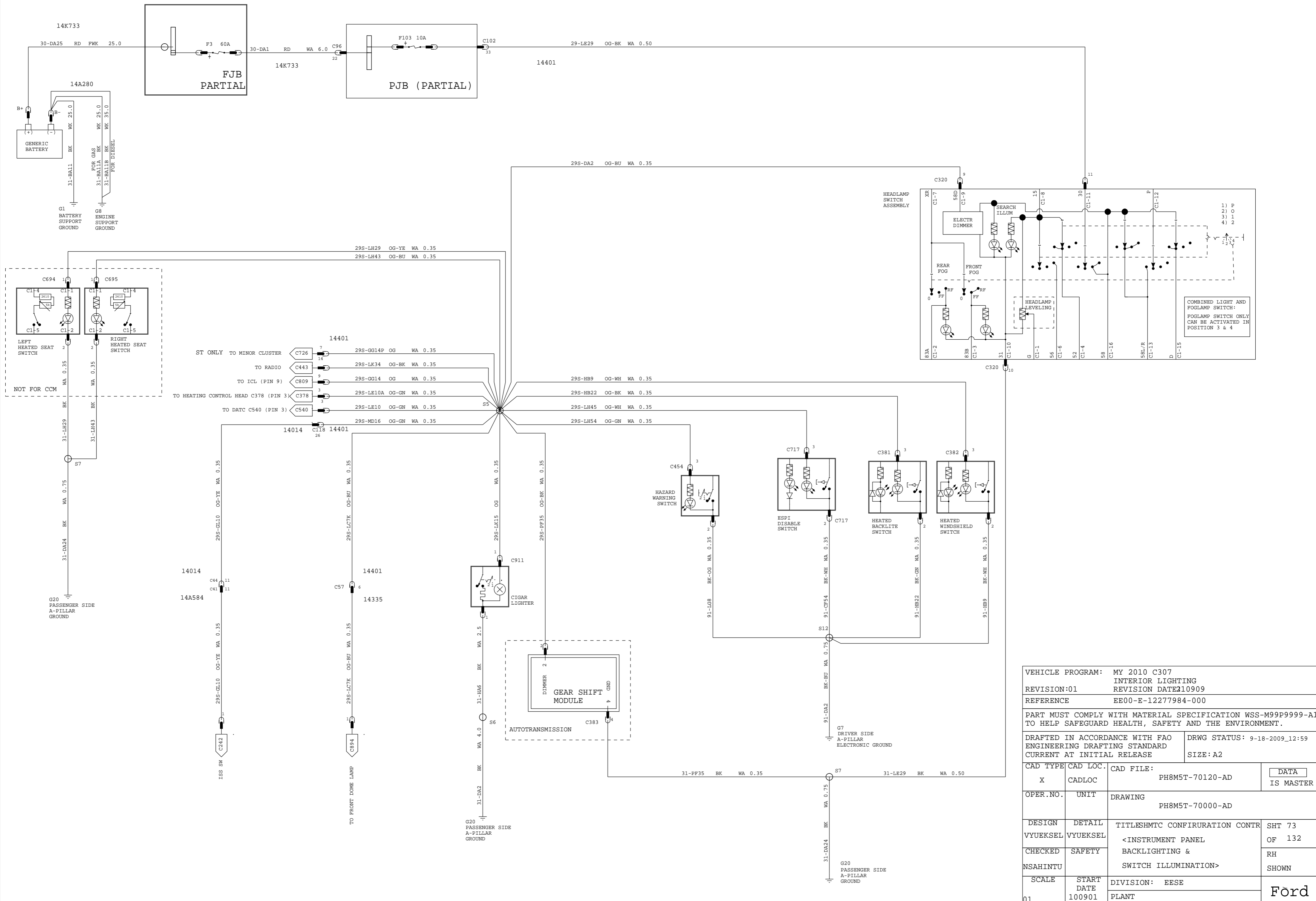
MY 2010 C307 COURTESY LIGHTING



CIRCUIT 34S-LG6 ALSO BRAKE LIGHTING SHARED WIRE SEE

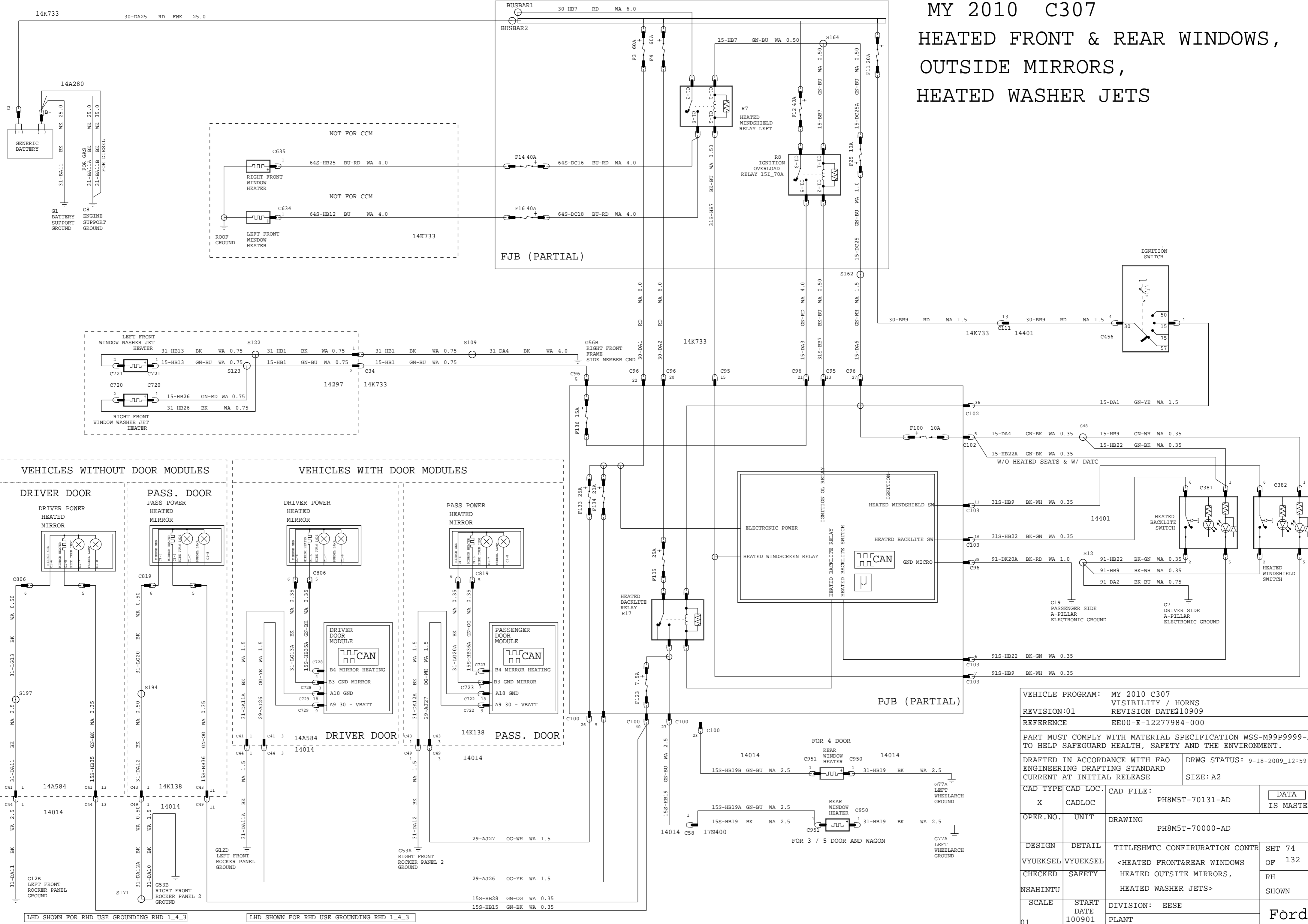
VEHICLE PROGRAM: MY 2010 C307			
INTERIOR LIGHTING			
REVISION:01		REVISION DATE:210909	
REFERENCE EE00-E-12277984-000			
PART MUST COMPLY WITH MATERIAL SPECIFICATION WSS-M99P9999-A1 TO HELP SAFEGUARD HEALTH, SAFETY AND THE ENVIRONMENT.			
DRAFTED IN ACCORDANCE WITH FAO ENGINEERING DRAFTING STANDARD CURRENT AT INITIAL RELEASE		DRWG STATUS: 9-18-2009_12:24	
CAD TYPE	CAD LOC.	CAD FILE:	DATA
X	CADLOC	PH8M5T-70101-AD	IS MASTER
OPER. NO.	UNIT	DRAWING PH8M5T-70000-AD	
DESIGN	DETAIL	TITLESHMTC CONFIRUGATION CONTR	SHT 72
VYUEKSEL	VYUEKSEL	<COURTESY LIGHTING>	OF 132
CHECKED	SAFETY		RH
NSAHINTU			SHOWN
SCALE	START DATE	DIVISION: EESE	Ford
01	100901	PLANT	

MY 2010 C307 INSTRUMENT PANEL BACKLIGHTING & SWITCH ILLUMINATION



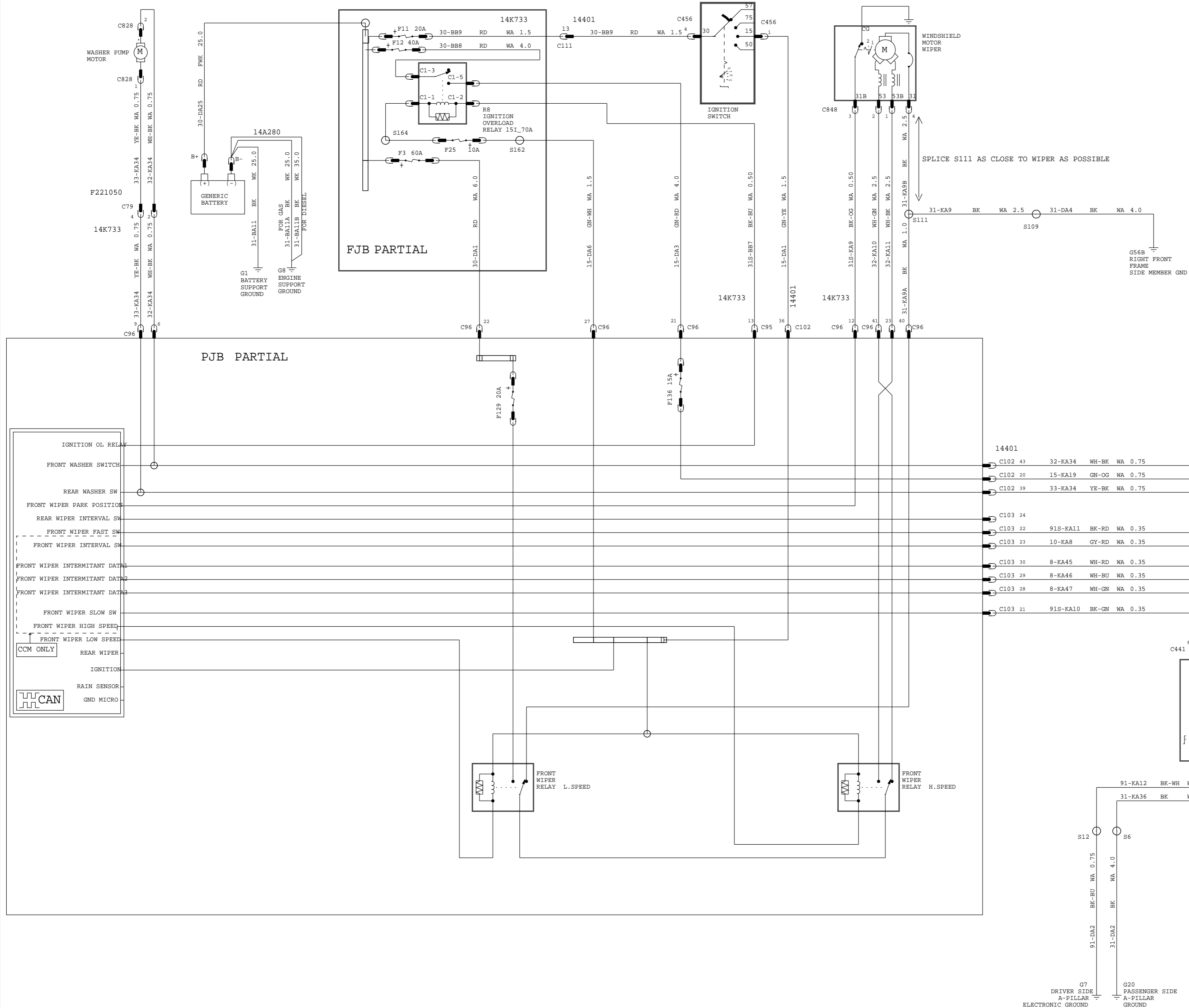
VEHICLE PROGRAM: MY 2010 C307			
REVISION:01		INTERIOR LIGHTING	
REFERENCE		EE00-E-12277984-000	
PART MUST COMPLY WITH MATERIAL SPECIFICATION WSS-M99P9999-A1 TO HELP SAFEGUARD HEALTH, SAFETY AND THE ENVIRONMENT.			
DRAFTED IN ACCORDANCE WITH FAO ENGINEERING DRAFTING STANDARD CURRENT AT INITIAL RELEASE		DRWG STATUS: 9-18-2009_12:59	
CAD TYPE	CAD LOC.	CAD FILE:	DATA
X	CADLOC	PH8M5T-70120-AD	IS MASTER
OPER. NO.	UNIT	DRAWING	
		PH8M5T-70000-AD	
DESIGN	DETAIL	TITLESHTMTC CONFIRURATION CONTR	SHT 73
VYUEKSEL	VYUEKSEL	<INSTRUMENT PANEL BACKLIGHTING & SWITCH ILLUMINATION>	OF 132
CHECKED	SAFETY		RH
NSAHINTU			SHOWN
SCALE	START DATE	DIVISION: EESE	Ford
01	100901	PLANT	

MY 2010 C307
 HEATED FRONT & REAR WINDOWS,
 OUTSIDE MIRRORS,
 HEATED WASHER JETS



VEHICLE PROGRAM: MY 2010 C307			
REVISION:01		VISIBILITY / HORNS	
REFERENCE		REVISION DATE:10909	
PART MUST COMPLY WITH MATERIAL SPECIFICATION WSS-M99P9999-A1 TO HELP SAFEGUARD HEALTH, SAFETY AND THE ENVIRONMENT.			
DRAFTED IN ACCORDANCE WITH FAO ENGINEERING DRAFTING STANDARD CURRENT AT INITIAL RELEASE		DRWG STATUS: 9-18-2009_12:59	
CAD TYPE	CAD LOC.	CAD FILE:	DATA
X	CADLOC	PH8M5T-70131-AD	IS MASTER
OPER. NO.	UNIT	DRAWING	
		PH8M5T-70000-AD	
DESIGN	DETAIL	TITLESHTMC CONFIRURATION CONTR	SHT 74
VYUEKSEL	VYUEKSEL	<HEATED FRONT&REAR WINDOWS	OF 132
CHECKED	SAFETY	HEATED OUTSITE MIRRORS,	RH
NSAHINTU		HEATED WASHER JETS>	SHOWN
SCALE	START DATE	DIVISION: EESE	Ford
01	100901	PLANT	

MY 2010 C307 FRONT WIPING 4-DOOR



SPLICE S111 AS CLOSE TO WIPER AS POSSIBLE

VEHICLE PROGRAM: MY 2010 C307
VISIBILITY / HORNS
REVISION:01 REVISION DATE:10909
REFERENCE EE00-E-12277984-000
PART MUST COMPLY WITH MATERIAL SPECIFICATION WSS-M99P9999-A1 TO HELP SAFEGUARD HEALTH, SAFETY AND THE ENVIRONMENT.

DRAFTED IN ACCORDANCE WITH FAO ENGINEERING DRAFTING STANDARD CURRENT AT INITIAL RELEASE
DRWG STATUS: 9-18-2009_12:59
SIZE: A2

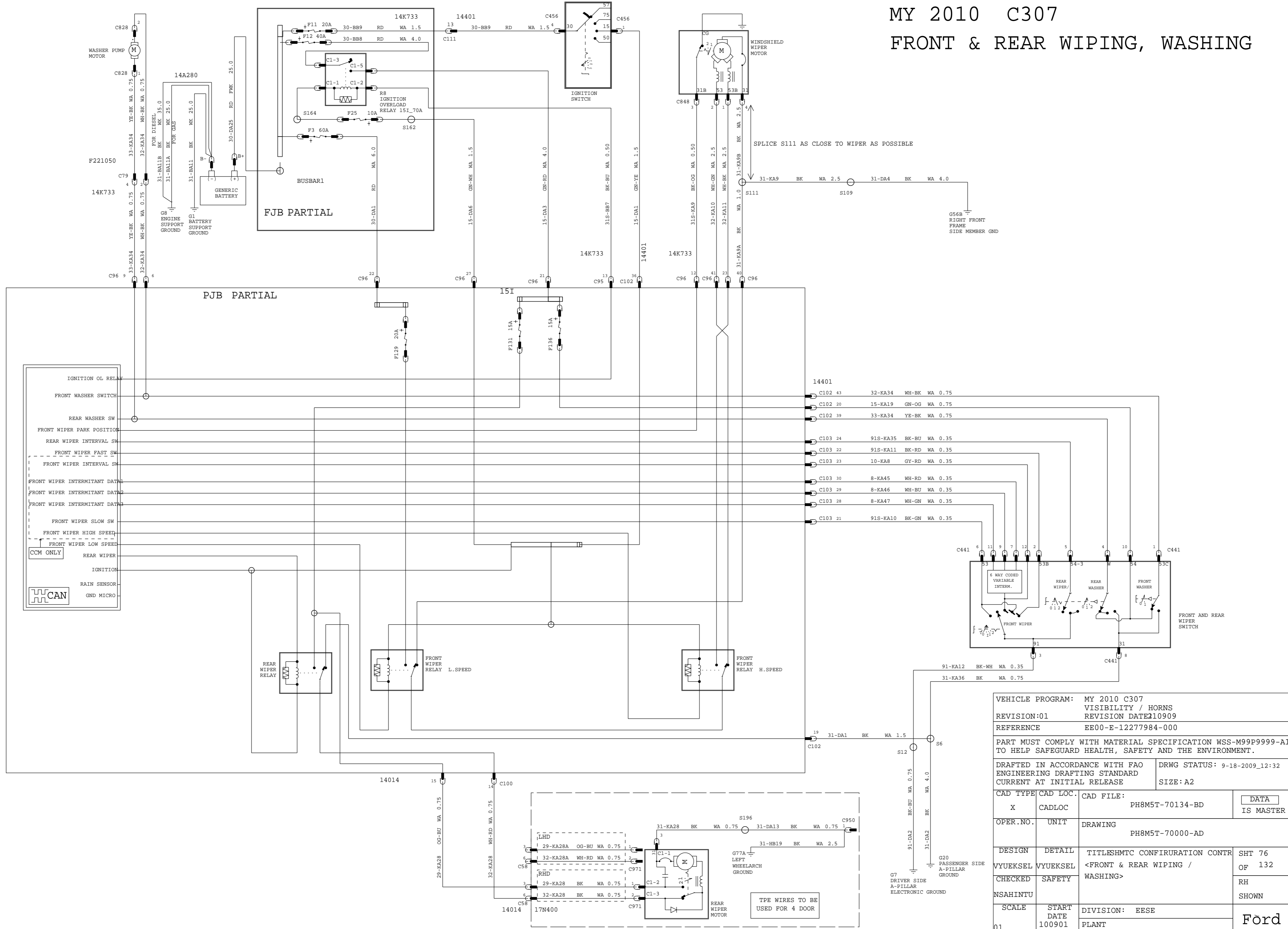
CAD TYPE	CAD LOC.	CAD FILE:	DATA
X	CADLOC	PH8M5T-70134-AD	IS MASTER

OPER.NO.	UNIT	DRAWING
		PH8M5T-70000-AD

DESIGN	DETAIL	TITLE: SHMTC CONFIRURATION CONTR	SHT 75
VYUEKSEL	VYUEKSEL	<FRONT WIPING 4-DOOR>	OF 132
CHECKED	SAFETY		RH
NSAHINTU			SHOWN

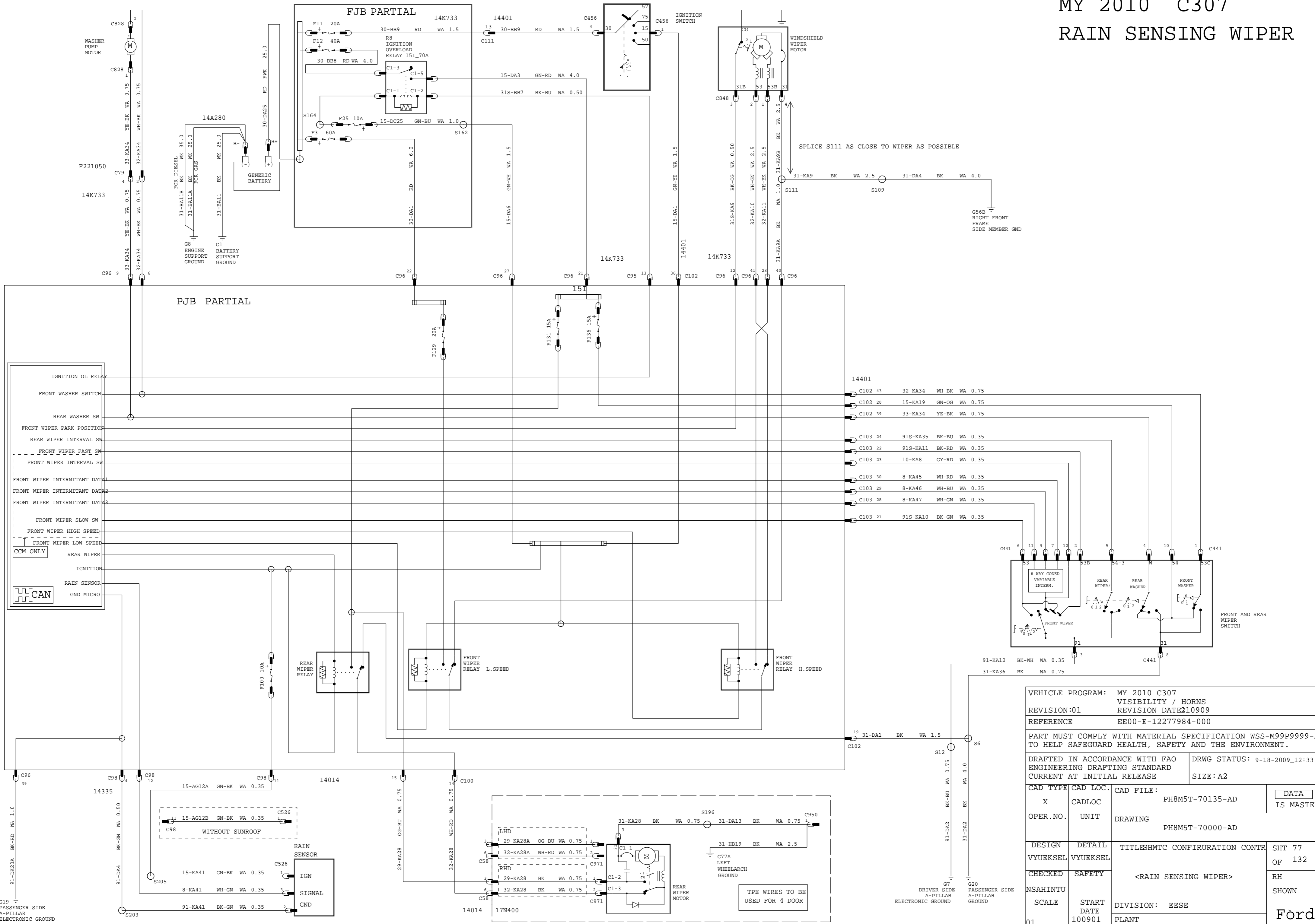
SCALE	START DATE	DIVISION: EESE	Ford
01	100901	PLANT	

MY 2010 C307 FRONT & REAR WIPING, WASHING



VEHICLE PROGRAM: MY 2010 C307		VISIBILITY / HORNS	
REVISION:01		REVISION DATE:10909	
REFERENCE		EE00-E-12277984-000	
PART MUST COMPLY WITH MATERIAL SPECIFICATION WSS-M99P9999-A1 TO HELP SAFEGUARD HEALTH, SAFETY AND THE ENVIRONMENT.			
DRAFTED IN ACCORDANCE WITH FAO ENGINEERING DRAFTING STANDARD CURRENT AT INITIAL RELEASE		DRWG STATUS: 9-18-2009_12:32	
SIZE: A2			
CAD TYPE	CAD LOC.	CAD FILE:	DATA
X	CADLOC	PH8M5T-70134-BD	IS MASTER
OPER. NO.	UNIT	DRAWING	
		PH8M5T-70000-AD	
DESIGN	DETAIL	TITLE:SHMTC CONFIRURATION CONTR	SHT 76
VYUEKSEL	VYUEKSEL	<FRONT & REAR WIPING / WASHING>	OF 132
CHECKED	SAFETY		RH
NSAHINTU			SHOWN
SCALE	START DATE	DIVISION: EESE	Ford
01	100901	PLANT	

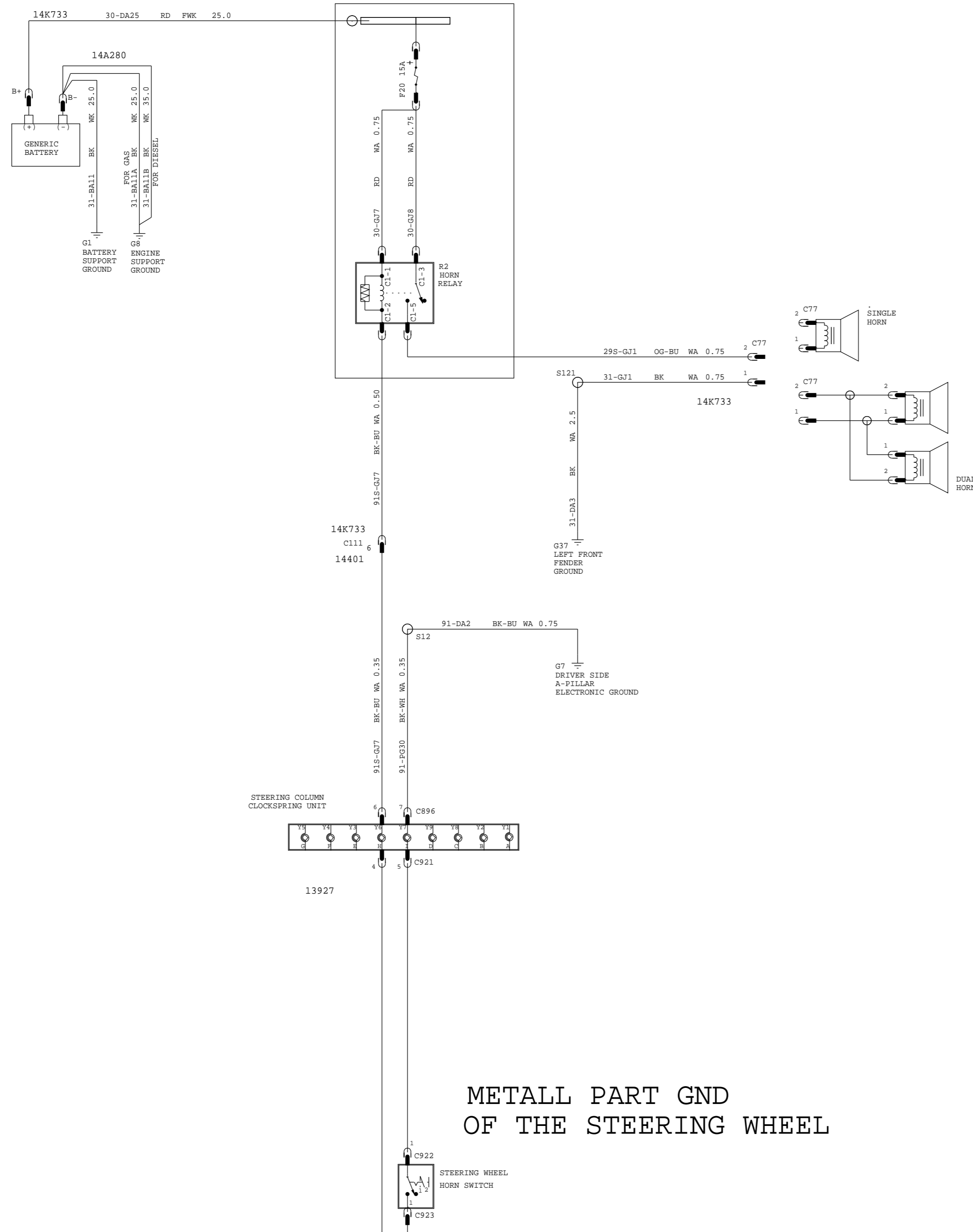
MY 2010 C307 RAIN SENSING WIPER



VEHICLE PROGRAM: MY 2010 C307			
REVISION:01		VISIBILITY / HORNS	
REFERENCE		EE00-E-12277984-000	
PART MUST COMPLY WITH MATERIAL SPECIFICATION WSS-M99P9999-A1 TO HELP SAFEGUARD HEALTH, SAFETY AND THE ENVIRONMENT.			
DRAFTED IN ACCORDANCE WITH FAO ENGINEERING DRAFTING STANDARD CURRENT AT INITIAL RELEASE		DRWG STATUS: 9-18-2009_12:33	
CAD TYPE	CAD LOC.	CAD FILE:	DATA
X	CADLOC	PH8M5T-70135-AD	IS MASTER
OPER. NO.	UNIT	DRAWING	
		PH8M5T-70000-AD	
DESIGN	DETAIL	TITLESHMTC CONFIRUNTION CONTR	SHT 77
VYUEKSEL	VYUEKSEL	<RAIN SENSING WIPER>	OF 132
CHECKED	SAFETY		RH
NSAHINTU			SHOWN
SCALE	START DATE	DIVISION: EESE	Ford
01	100901	PLANT	

MY 2010 C307 HORN

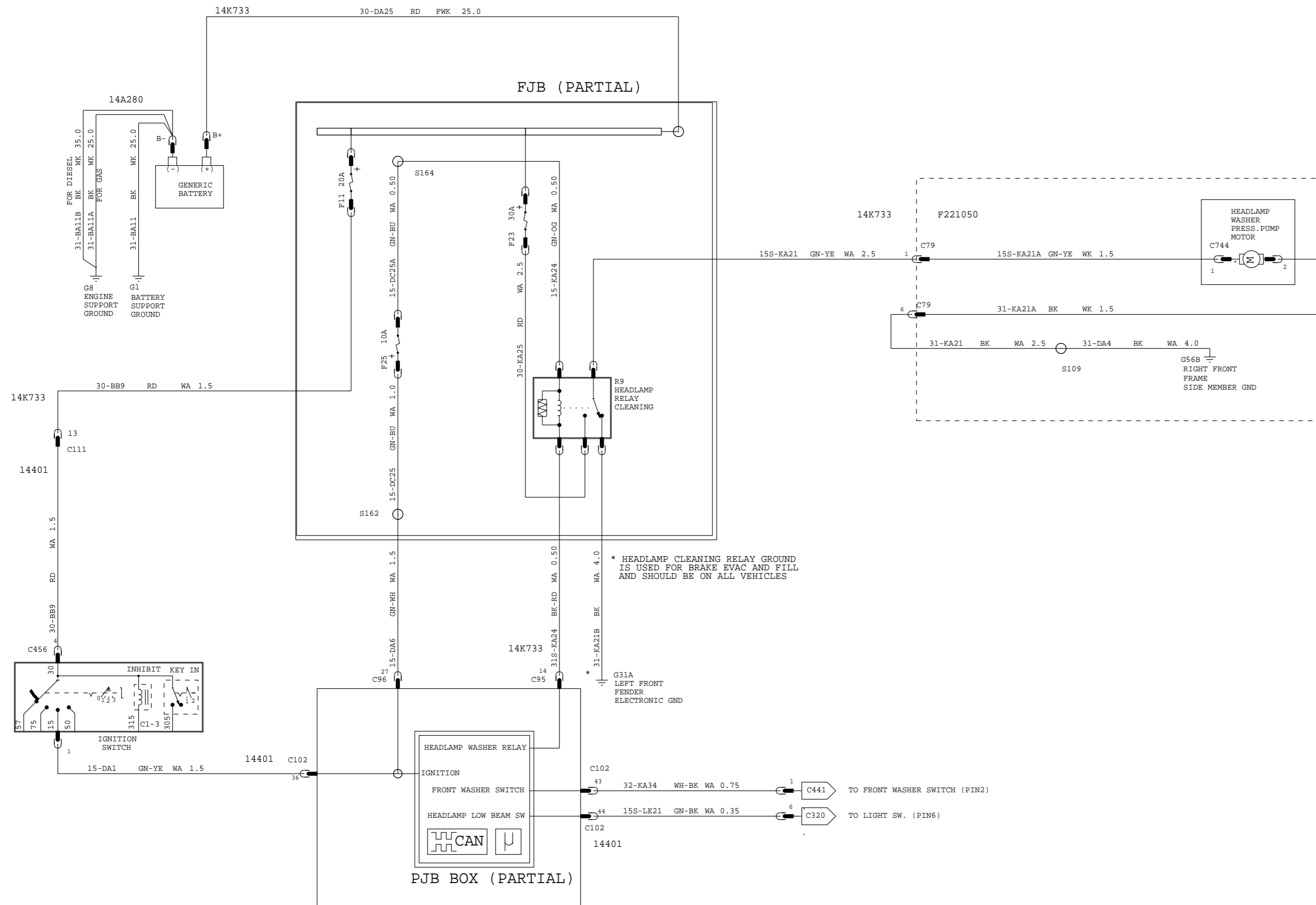
FJB (PARTIAL)



METALL PART GND
OF THE STEERING WHEEL

VEHICLE PROGRAM: MY 2010 C307			
REVISION:01		VISIBILITY / HORNS	
REVISION DATE:10909		REFERENCE EE00-E-12277984-000	
PART MUST COMPLY WITH MATERIAL SPECIFICATION WSS-M99P9999-A1 TO HELP SAFEGUARD HEALTH, SAFETY AND THE ENVIRONMENT.			
DRAFTED IN ACCORDANCE WITH FAO ENGINEERING DRAFTING STANDARD CURRENT AT INITIAL RELEASE		DRWG STATUS: 9-18-2009_12:35 SIZE: A2	
CAD TYPE	CAD LOC.	CAD FILE:	DATA IS MASTER
X	CADLOC	PH8M5T-70140-AD	
OPER.NO.	UNIT	DRAWING PH8M5T-70000-AD	
DESIGN	DETAIL	TITLESHTC CONFIRURATION CONTR	SHT 78 OF 132
VYUEKSEL	VYUEKSEL	<HORN>	RH SHOWN
CHECKED	SAFETY		
NSAHINTU			
SCALE	START DATE	DIVISION: EESE	Ford
01	100901	PLANT	

MY 2010 C307 HEADLAMP WASHING



VEHICLE PROGRAM: MY 2010 C307			
REVISION:01		VISIBILITY / HORNS	
REFERENCE		EE00-E-12277984-000	
PART MUST COMPLY WITH MATERIAL SPECIFICATION WSS-M99P9999-A1 TO HELP SAFEGUARD HEALTH, SAFETY AND THE ENVIRONMENT.			
DRAFTED IN ACCORDANCE WITH FAO ENGINEERING DRAFTING STANDARD CURRENT AT INITIAL RELEASE		DRWG STATUS: 9-18-2009_12:35	
SCALE		SIZE: A2	
CAD TYPE	CAD LOC.	CAD FILE: PH8M5T-70145-AD	DATA IS MASTER
OPER.NO.	UNIT	DRAWING PH8M5T-70000-AD	
DESIGN	DETAIL	TITLESHTC CONFIRURATION CONTR	SHT 79
VYUEKSEL	VYUEKSEL		OF 132
CHECKED	SAFETY	<HEADLAMP WASHING>	RH
NSAHINTU			SHOWN
SCALE	START DATE	DIVISION: EESE	Ford
01	100901	PLANT	

MY 2010 C307 BRAKES ABS / MK70

3 FUSES ARE IN A FUSEHOLDER AND ARE INSERTED AFTER THE SYSTEM HAS BEEN FILLED BY USING THE BRAKE BLEED CONNECTOR

NOTE : SCHEMATICS BASE ON CONTI-TEVES DRAWING No : 10.0800-0346.6
ANY CHANGE IN LENGTH FOR POWER SUPPLY TO BE VERIFIED WITH CONTI-TEVES

NO GOLD TERMINALS REQUIRED

FJB (PARTIAL)

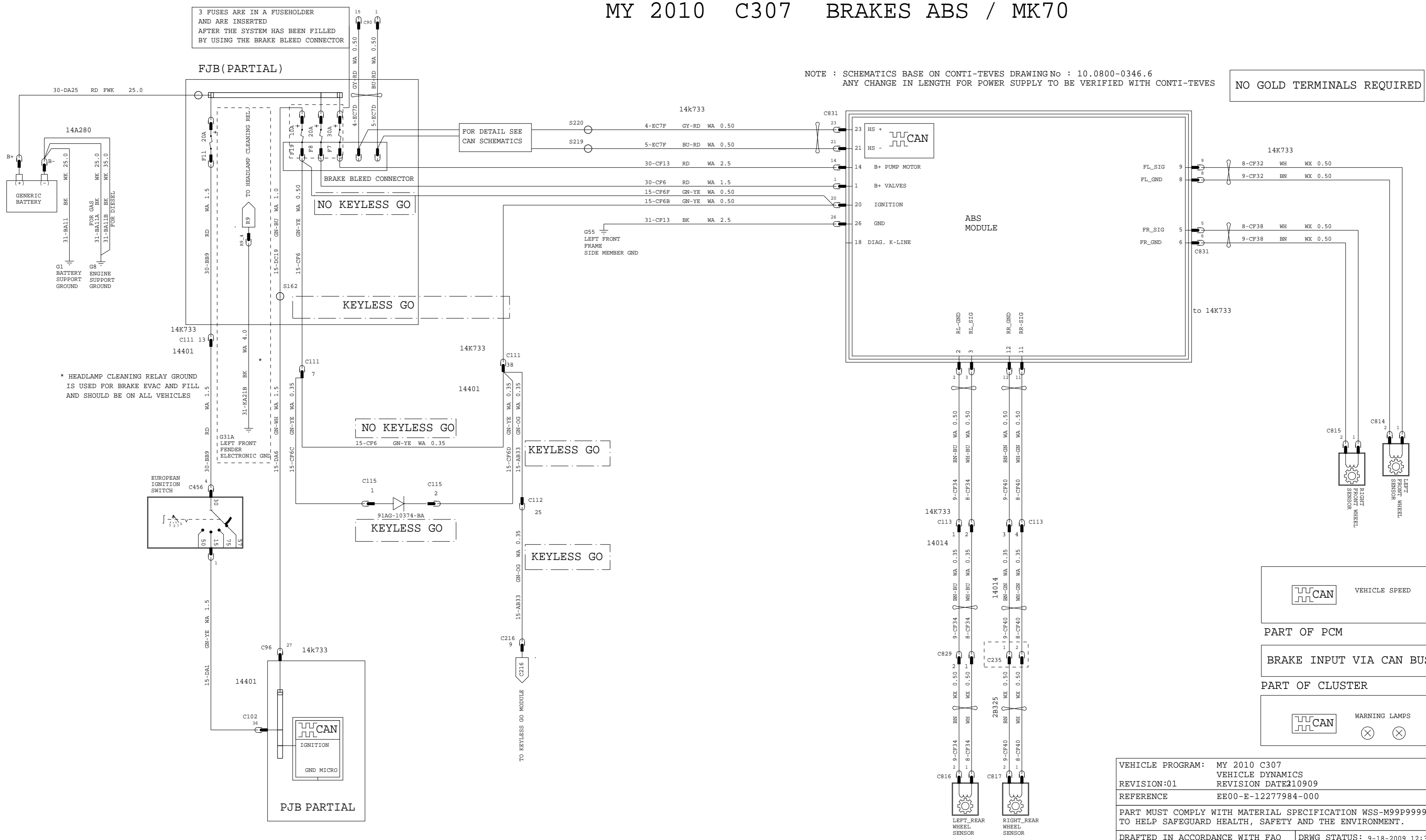
KEYLESS GO

NO KEYLESS GO

KEYLESS GO

KEYLESS GO

PJB PARTIAL



* HEADLAMP CLEANING RELAY GROUND IS USED FOR BRAKE EVAC AND FILL AND SHOULD BE ON ALL VEHICLES

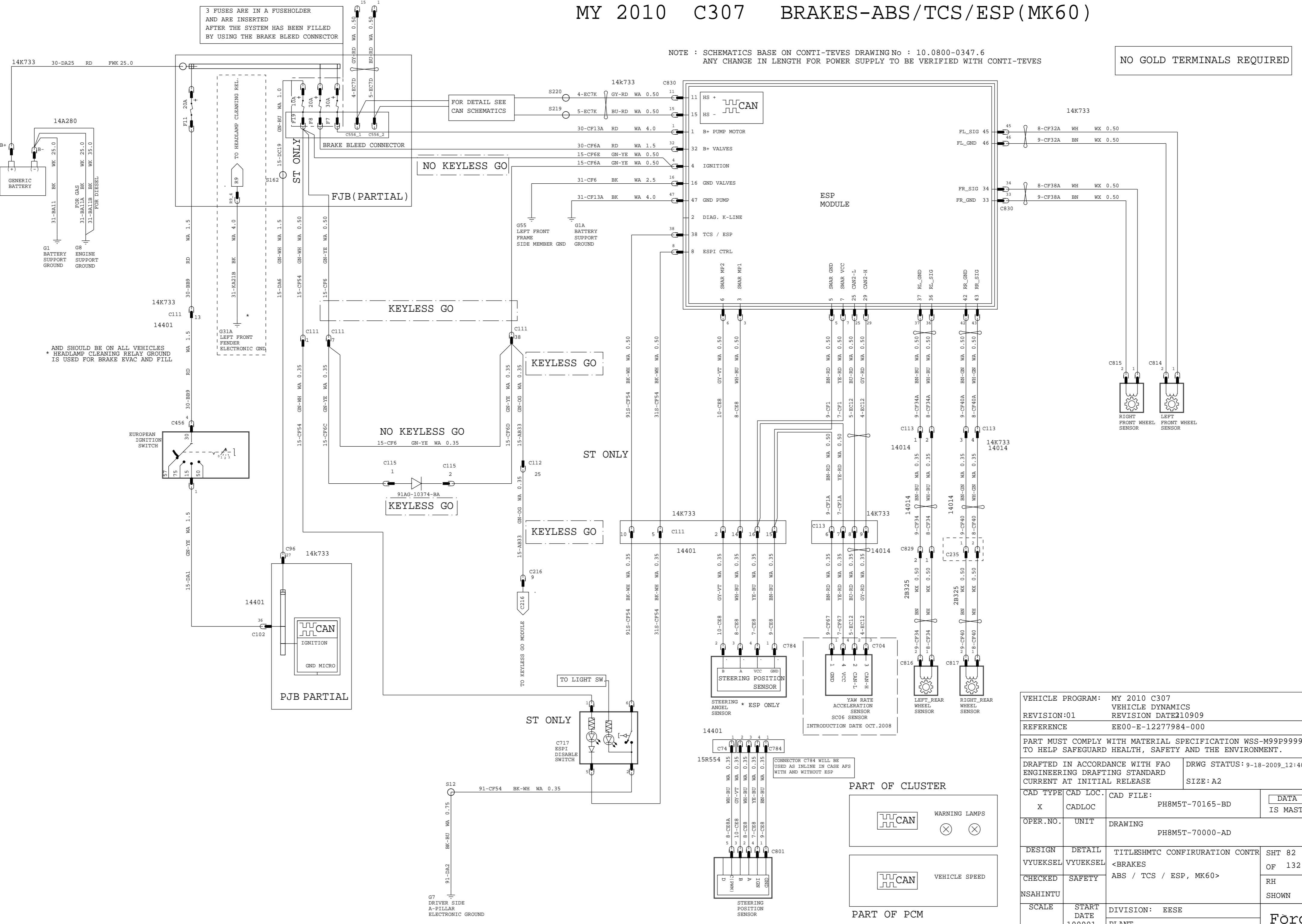
	VEHICLE SPEED
PART OF PCM	
	BRAKE INPUT VIA CAN BUS
PART OF CLUSTER	
	WARNING LAMPS

VEHICLE PROGRAM: MY 2010 C307		VEHICLE DYNAMICS	
REVISION:01		REVISION DATE:10909	
REFERENCE EE00-E-12277984-000			
PART MUST COMPLY WITH MATERIAL SPECIFICATION WSS-M99P9999-A1 TO HELP SAFEGUARD HEALTH, SAFETY AND THE ENVIRONMENT.			
DRAFTED IN ACCORDANCE WITH FAO ENGINEERING DRAFTING STANDARD CURRENT AT INITIAL RELEASE		DRWG STATUS: 9-18-2009_12:39 SIZE: A2	
CAD TYPE	CAD LOC.	CAD FILE:	<input type="checkbox"/> DATA
X	CADLOC	PH8M5T-70165-AD	<input checked="" type="checkbox"/> IS MASTER
OPER.NO.	UNIT	DRAWING	
		PH8M5T-70000-AD	
DESIGN	DETAIL	TITLESHTMTC CONFIRURATION CONTR	SHT 81
VYUEKSEL	VYUEKSEL	<BRAKES	OF 132
CHECKED	SAFETY	ABS, MK70>	RH
NSAHINTU			SHOWN
SCALE	START DATE	DIVISION: EESE	Ford
01	100901	PLANT	

MY 2010 C307 BRAKES-ABS/TCS/ESP (MK60)

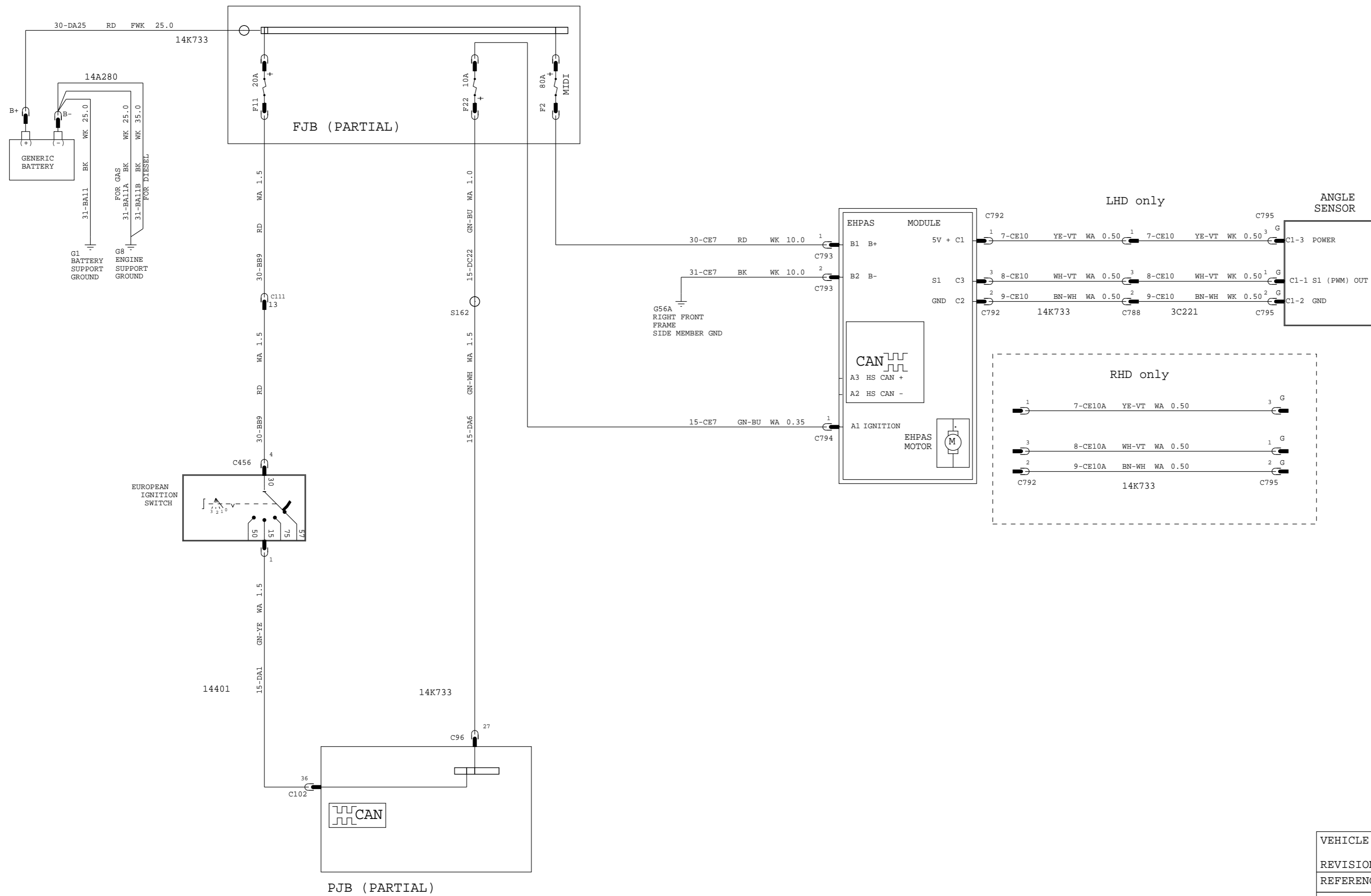
NOTE : SCHEMATICS BASE ON CONTI-TEVES DRAWING No : 10.0800-0347.6
 ANY CHANGE IN LENGTH FOR POWER SUPPLY TO BE VERIFIED WITH CONTI-TEVES

NO GOLD TERMINALS REQUIRED



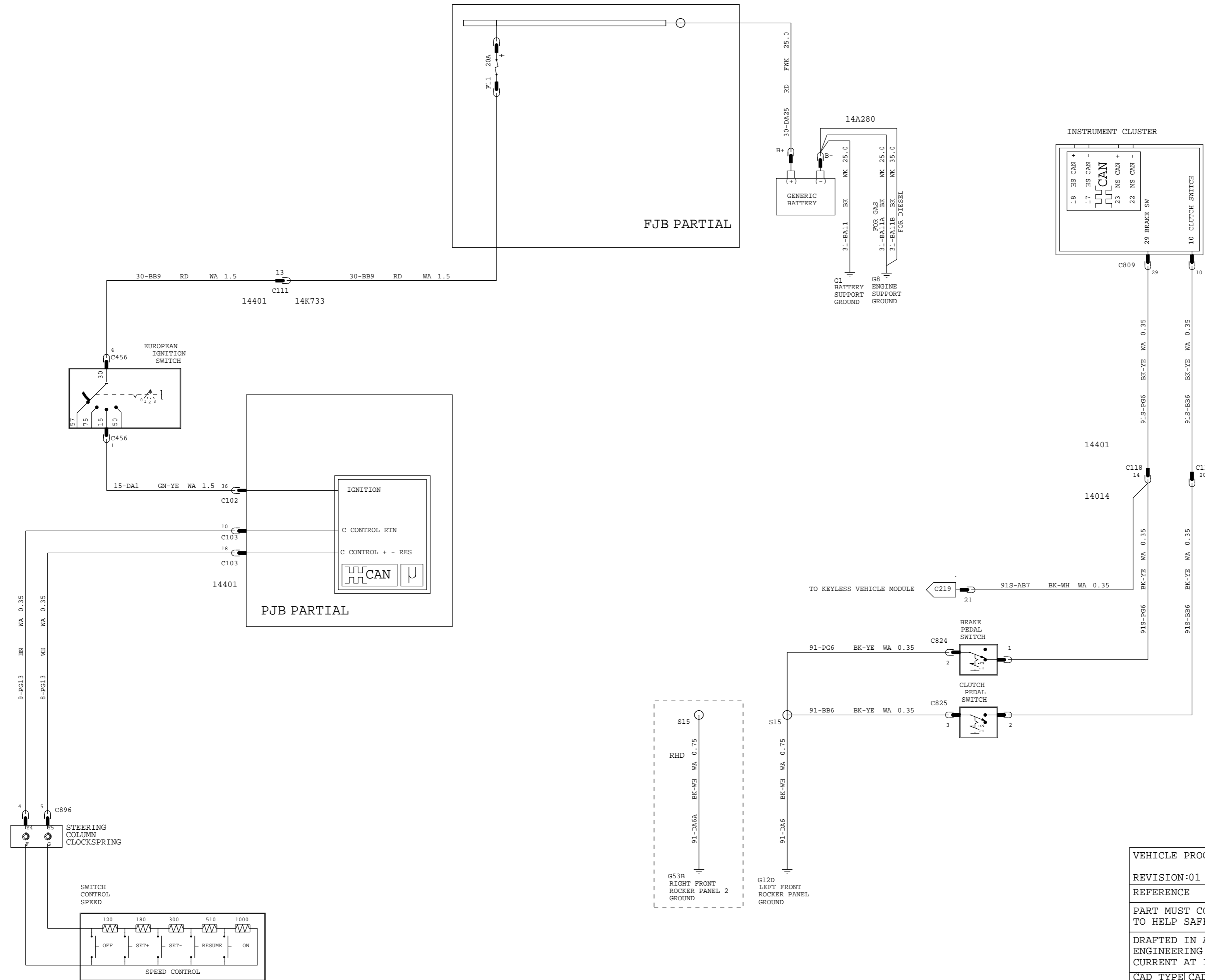
VEHICLE PROGRAM: MY 2010 C307		VEHICLE DYNAMICS	
REVISION:01		REVISION DATE:10909	
REFERENCE		EE00-E-12277984-000	
PART MUST COMPLY WITH MATERIAL SPECIFICATION WSS-M99P9999-A1 TO HELP SAFEGUARD HEALTH, SAFETY AND THE ENVIRONMENT.			
DRAFTED IN ACCORDANCE WITH FAO ENGINEERING DRAFTING STANDARD CURRENT AT INITIAL RELEASE		DRWG STATUS: 9-18-2009_12:40	
CAD TYPE	CAD LOC.	CAD FILE:	DATA
X	CADLOC	PH8M5T-70165-BD	IS MASTER
OPER. NO.	UNIT	DRAWING	
		PH8M5T-70000-AD	
DESIGN	DETAIL	TITLES: HMT C CONFIRURATION CONTR	SHT 82
VYUEKSEL	VYUEKSEL	<BRAKES	OF 132
CHECKED	SAFETY	ABS / TCS / ESP, MK60>	RH
NSAHINTU			SHOWN
SCALE	START DATE	DIVISION: EESE	
01	100901	PLANT	Ford

MY 2010 C307 ELECTRICAL HYDRAULIC POWER ASSIST STEERING(EHPAS)



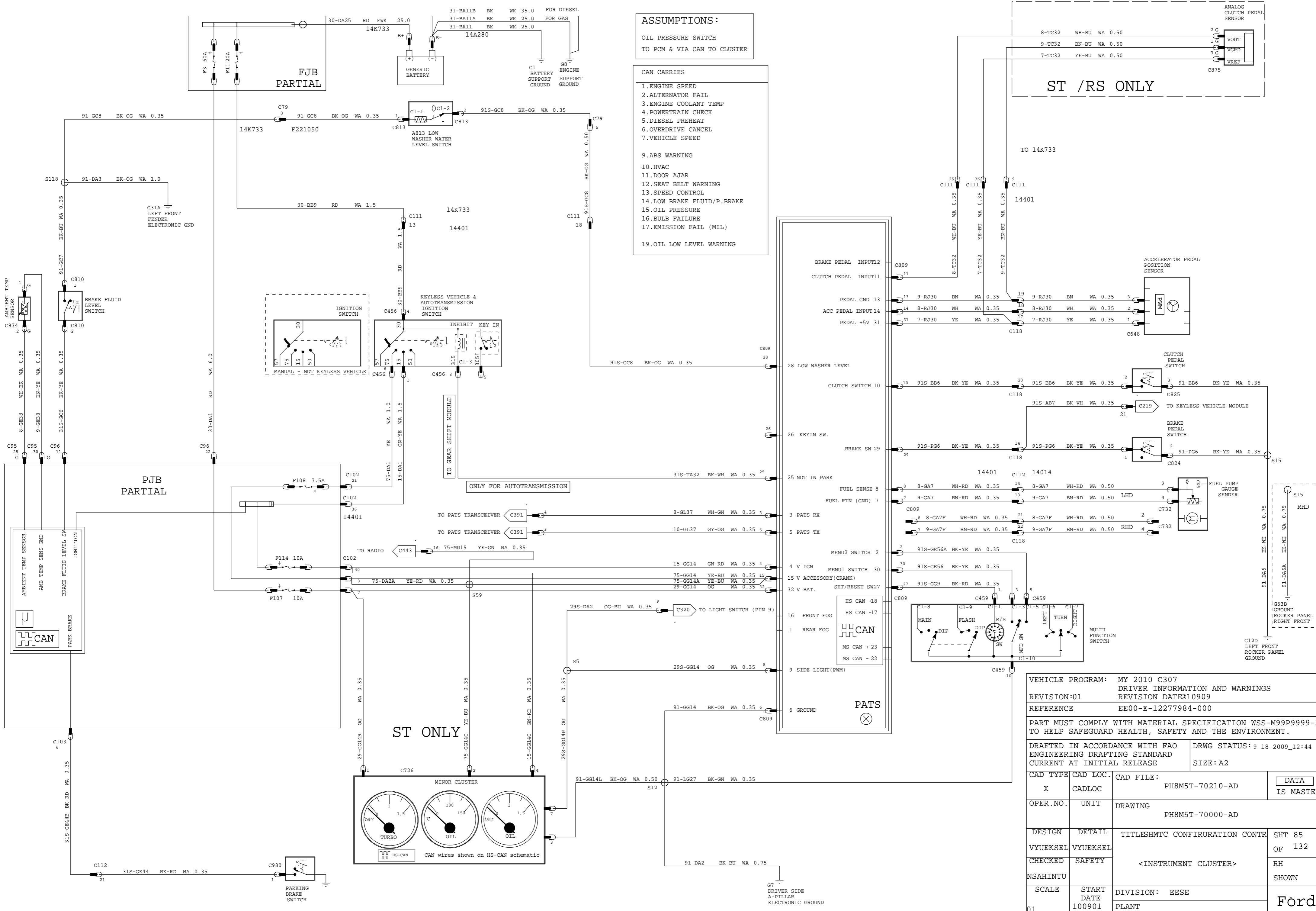
VEHICLE PROGRAM: MY 2010 C307			
REVISION:01		VEHICLE DYNAMICS	
REFERENCE		REVISION DATE:10909	
PART MUST COMPLY WITH MATERIAL SPECIFICATION WSS-M99P9999-A1 TO HELP SAFEGUARD HEALTH, SAFETY AND THE ENVIRONMENT.			
DRAFTED IN ACCORDANCE WITH FAO ENGINEERING DRAFTING STANDARD CURRENT AT INITIAL RELEASE		DRWG STATUS: 9-18-2009_12:42	
SIZE: A2			
CAD TYPE	CAD LOC.	CAD FILE:	DATA
X	CADLOC	PH8M5T-70173-AD	IS MASTER
OPER.NO.	UNIT	DRAWING	
		PH8M5T-70000-AD	
DESIGN	DETAIL	TITLESHTC CONFIRURATION CONTR	SHT 83
VYUEKSEL	VYUEKSEL	<ELECTRICAL HYDROLIC POWER ASSISTED STEERING, EHPAS>	OF 132
CHECKED	SAFETY		RH
NSAHINTU			SHOWN
SCALE	START DATE	DIVISION: EESE	Ford
01	100901	PLANT	

MY 2010 C307 SPEED CONTROL



VEHICLE PROGRAM: MY 2010 C307			
REVISION:01		VEHICLE DYNAMICS	
REFERENCE		EE00-E-12277984-000	
PART MUST COMPLY WITH MATERIAL SPECIFICATION WSS-M99P9999-A1 TO HELP SAFEGUARD HEALTH, SAFETY AND THE ENVIRONMENT.			
DRAFTED IN ACCORDANCE WITH FAO ENGINEERING DRAFTING STANDARD CURRENT AT INITIAL RELEASE		DRWG STATUS:9-18-2009_12:42	
CAD TYPE	CAD LOC.	CAD FILE:	DATA
X	CADLOC	PH8M5T-70191-AD	IS MASTER
OPER.NO.	UNIT	DRAWING	
		PH8M5T-70000-AD	
DESIGN	DETAIL	TITLESHTC CONFIRURATION CONTR	SHT 84
VYUEKSEL	VYUEKSEL	<SPEED CONTROL>	OF 132
CHECKED	SAFETY		RH
NSAHINTU			SHOWN
SCALE	START DATE	DIVISION: EESE	Ford
01	100901	PLANT	

MY 2010 C307 INSTRUMENT CLUSTER



ASSUMPTIONS:

OIL PRESSURE SWITCH
TO PCM & VIA CAN TO CLUSTER

CAN CARRIES

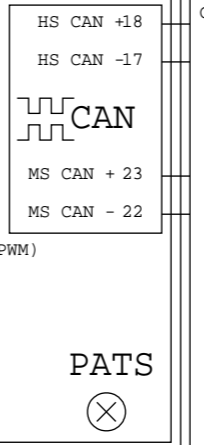
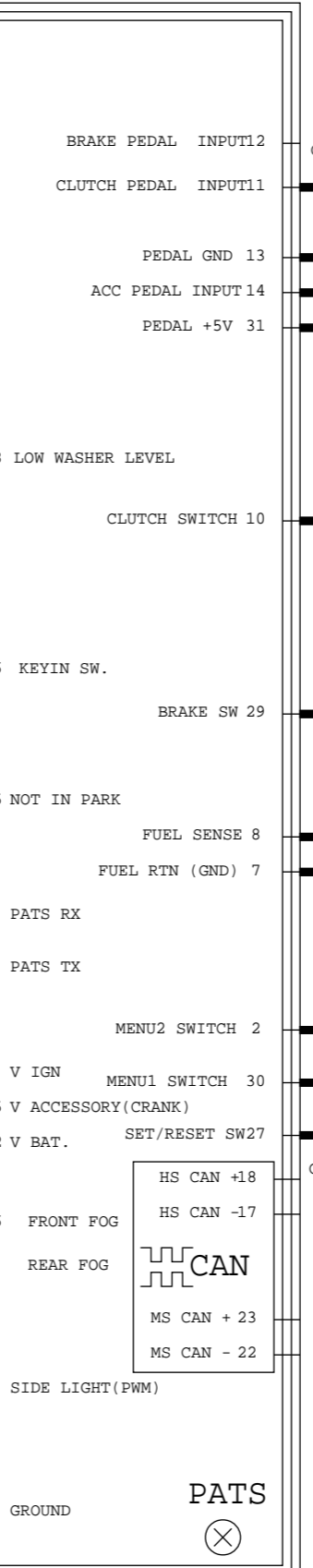
1. ENGINE SPEED
2. ALTERNATOR FAIL
3. ENGINE COOLANT TEMP
4. POWERTRAIN CHECK
5. DIESEL PREHEAT
6. OVERDRIVE CANCEL
7. VEHICLE SPEED

9. ABS WARNING
10. HVAC
11. DOOR AJAR
12. SEAT BELT WARNING
13. SPEED CONTROL
14. LOW BRAKE FLUID/P.BRAKE
15. OIL PRESSURE
16. BULB FAILURE
17. EMISSION FAIL (MIL)

19. OIL LOW LEVEL WARNING

ST /RS ONLY

TO 14K733



VEHICLE PROGRAM: MY 2010 C307
DRIVER INFORMATION AND WARNINGS
REVISION:01 REVISION DATE:10909
REFERENCE EE00-E-12277984-000

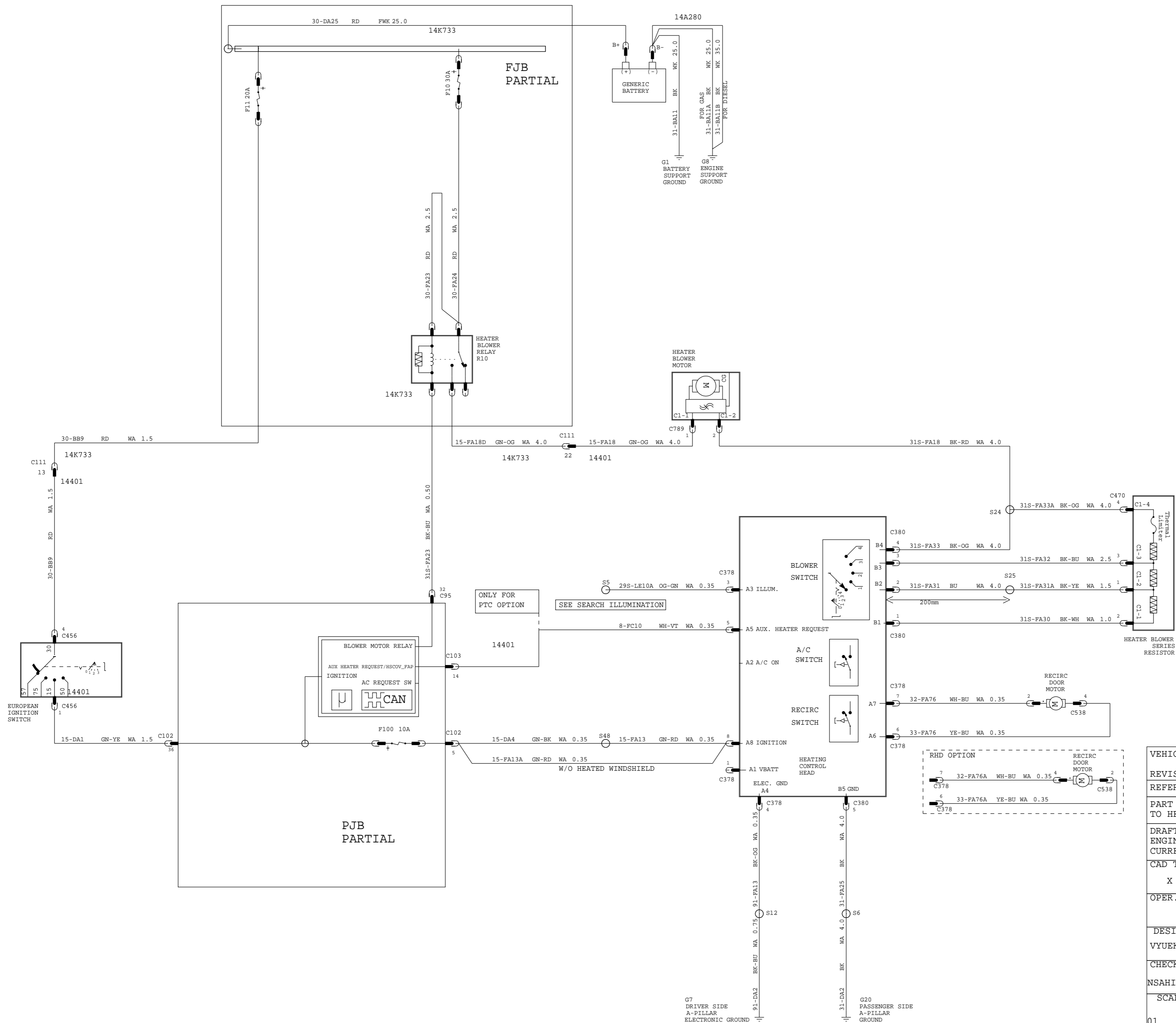
PART MUST COMPLY WITH MATERIAL SPECIFICATION WSS-M99P9999-A1 TO HELP SAFEGUARD HEALTH, SAFETY AND THE ENVIRONMENT.

DRAFTED IN ACCORDANCE WITH FAO ENGINEERING DRAFTING STANDARD CURRENT AT INITIAL RELEASE DRWG STATUS: 9-18-2009_12:44 SIZE: A2

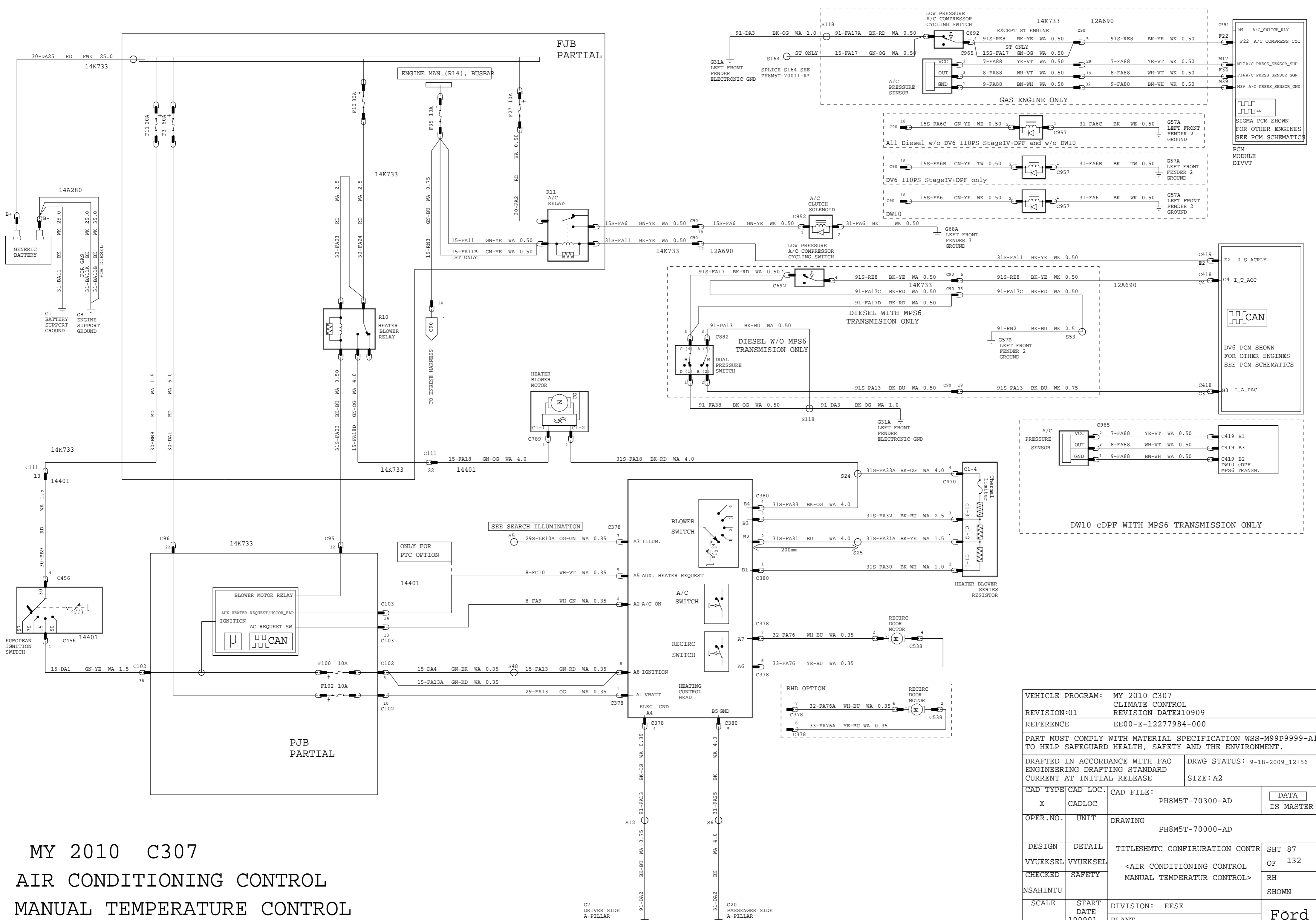
CAD TYPE	CAD LOC.	CAD FILE:	DATA
X	CADLOC	PH8M5T-70210-AD	IS MASTER
OPER. NO.	UNIT	DRAWING	
		PH8M5T-70000-AD	
DESIGN	DETAIL	TITLE: SHMTC CONFIRUATION CONTR	SHT 85
VYUEKSEL	VYUEKSEL		OF 132
CHECKED	SAFETY	<INSTRUMENT CLUSTER>	RH
NSAHINTU			SHOWN
SCALE	START DATE	DIVISION: EESE	Ford
01	100901	PLANT	

MY 2010 C307 HEATER CONTROL

PART OF FFH MODULE



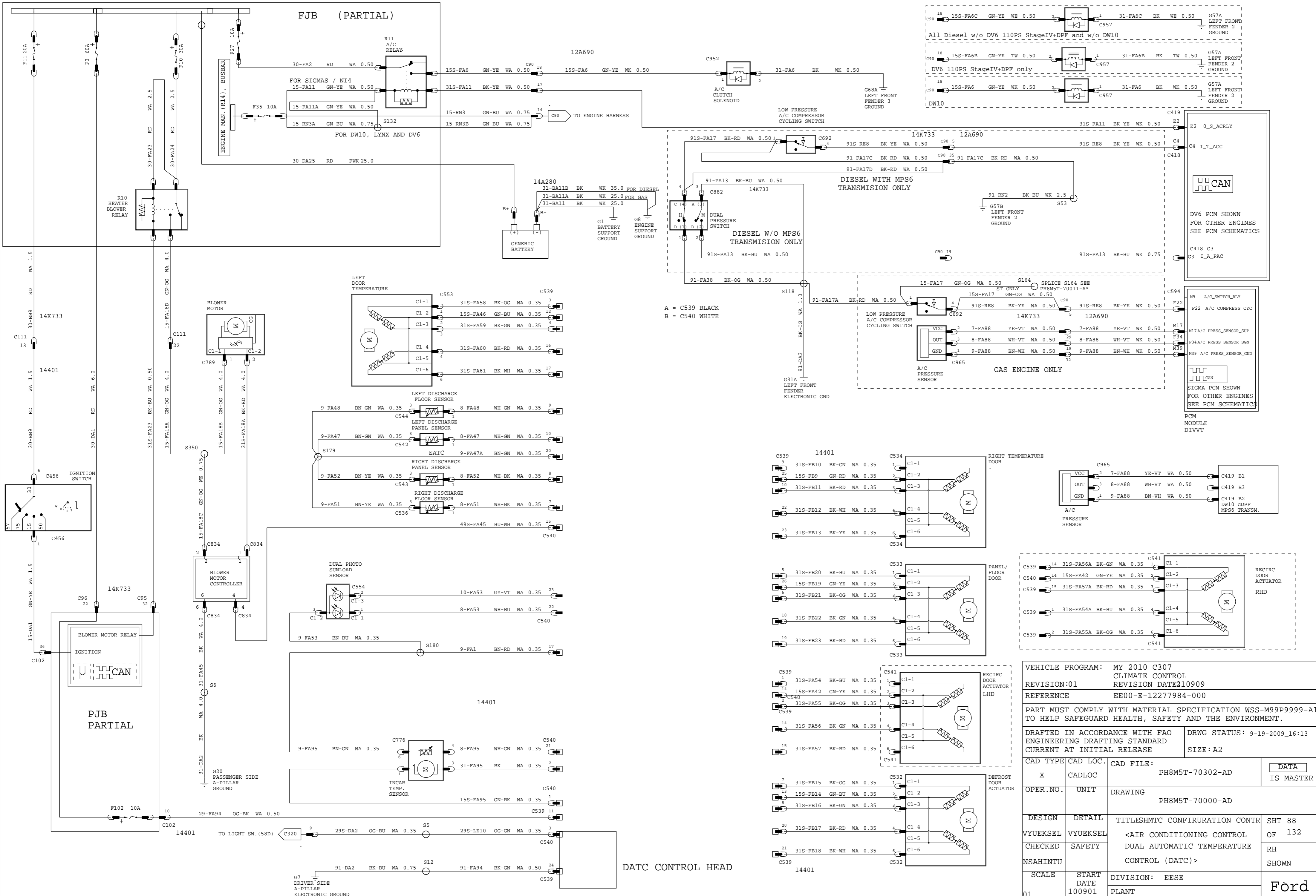
VEHICLE PROGRAM: MY 2010 C307			
REVISION:01 CLIMATE CONTROL			
REVISION DATE:210909			
REFERENCE EE00-E-12277984-000			
PART MUST COMPLY WITH MATERIAL SPECIFICATION WSS-M99P9999-A1 TO HELP SAFEGUARD HEALTH, SAFETY AND THE ENVIRONMENT.			
DRAFTED IN ACCORDANCE WITH FAO ENGINEERING DRAFTING STANDARD CURRENT AT INITIAL RELEASE		DRWG STATUS: 9-18-2009_12:47	
		SIZE: A2	
CAD TYPE	CAD LOC.	CAD FILE: PH8M5T-70296-AD	DATA IS MASTER
OPER. NO.	UNIT	DRAWING PH8M5T-70000-AD	
DESIGN VYUEKSEL	DETAIL VYUEKSEL	TITLESHTMTC CONFIRURATION CONTR <HEATER CONTROL>	SHT 86 OF 132
CHECKED NSAHINTU	SAFETY		RH SHOWN
SCALE 01	START DATE 100901	DIVISION: EESE	Ford
		PLANT	



MY 2010 C307
 AIR CONDITIONING CONTROL
 MANUAL TEMPERATURE CONTROL


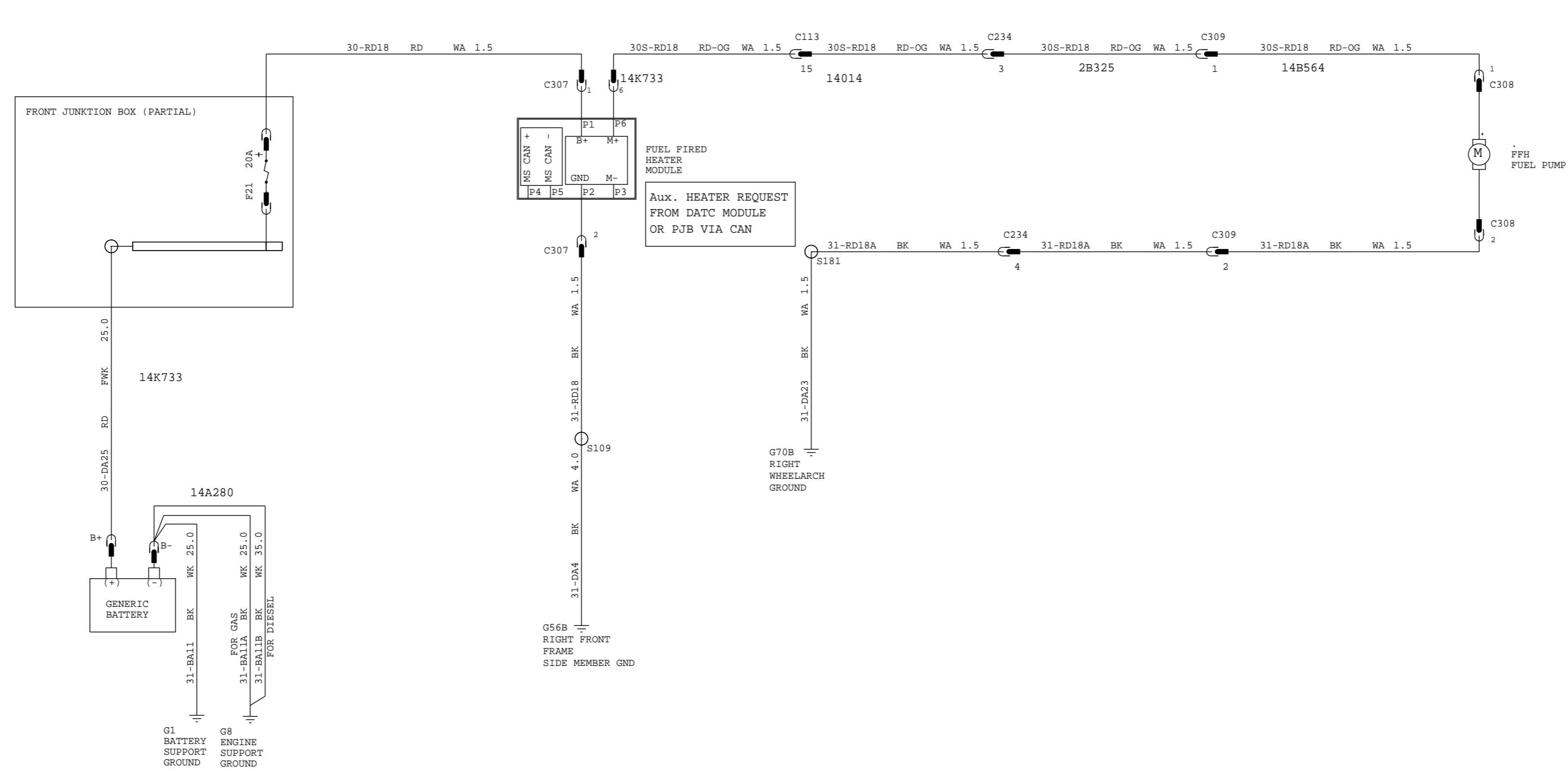
VEHICLE PROGRAM: MY 2010 C307			
REVISION:01 CLIMATE CONTROL			
REVISION DATE:10909			
REFERENCE EE00-E-12277984-000			
PART MUST COMPLY WITH MATERIAL SPECIFICATION WSS-M99P9999-A1 TO HELP SAFEGUARD HEALTH, SAFETY AND THE ENVIRONMENT.			
DRAFTED IN ACCORDANCE WITH FAO ENGINEERING DRAFTING STANDARD CURRENT AT INITIAL RELEASE		DRWG STATUS: 9-18-2009_12:56	
SIZE: A2			
CAD TYPE	CAD LOC.	CAD FILE:	DATA
X	CADLOC	PH8M5T-70300-AD	IS MASTER
OPER.NO.	UNIT	DRAWING PH8M5T-70000-AD	
DESIGN	DETAIL	TITLESHTMC CONFIRURATION CONTR	SHT 87
VYUEKSEL	VYUEKSEL	<AIR CONDITIONING CONTROL MANUAL TEMPERATUR CONTROL>	OF 132
CHECKED	SAFETY		RH
NSAHINTU			SHOWN
SCALE	START DATE	DIVISION: EESE	Ford
01	100901	PLANT	

MY 2010 C307 AIR CONDITIONING CONTROLDUAL AUTOMATIC TEMPERATURE CONTROL (DATC)




VEHICLE PROGRAM: MY 2010 C307			
CLIMATE CONTROL			
REVISION:01		REVISION DATE:10909	
REFERENCE EE00-E-12277984-000			
PART MUST COMPLY WITH MATERIAL SPECIFICATION WSS-M99P9999-A1 TO HELP SAFEGUARD HEALTH, SAFETY AND THE ENVIRONMENT.			
DRAFTED IN ACCORDANCE WITH FAO ENGINEERING DRAFTING STANDARD CURRENT AT INITIAL RELEASE		DRWG STATUS: 9-19-2009_16:13	
SCALE 01		SIZE: A2	
CAD TYPE	CAD LOC.	CAD FILE:	DATA
X	CADLOC	PH8M5T-70302-AD	IS MASTER
OPER. NO.	UNIT	DRAWING	
		PH8M5T-70000-AD	
DESIGN	DETAIL	TITLES: HMT C CONFIRUGATION CONTR	SHT 88
VYUEKSEL	VYUEKSEL	<AIR CONDITIONING CONTROL	OF 132
CHECKED	SAFETY	DUAL AUTOMATIC TEMPERATURE	RH
NSAHINTU		CONTROL (DATC)>	SHOWN
SCALE	START DATE	DIVISION: EESE	
01	100901	PLANT	Ford

MY 2010 C307 FUEL FIRED HEATER / PARKING HEATER



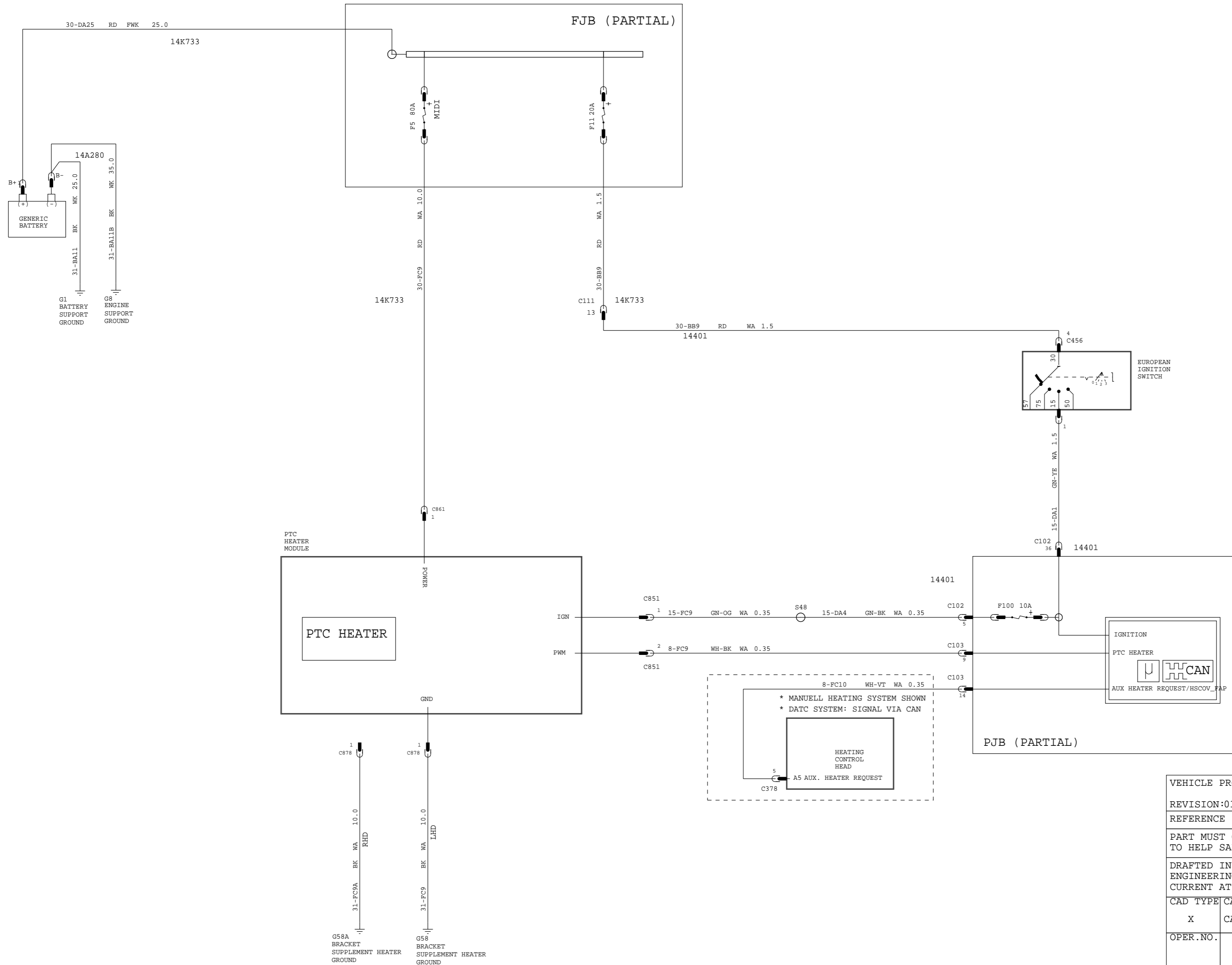
PART OF DATC MODULE



PART OF CLUSTER

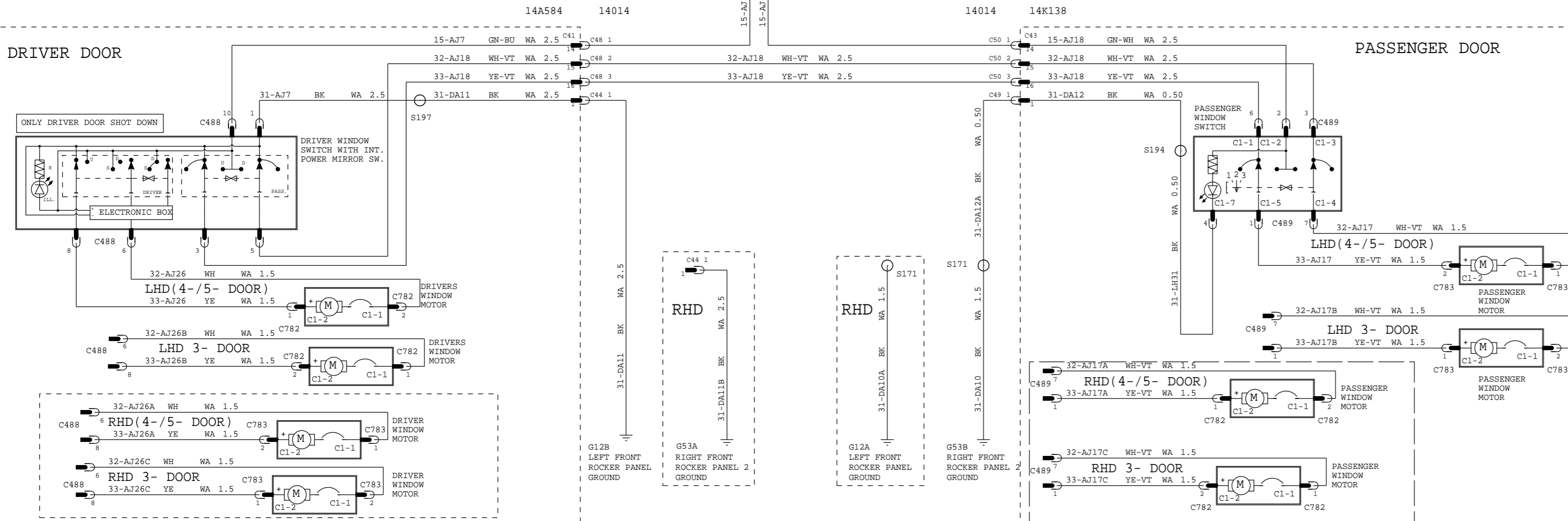
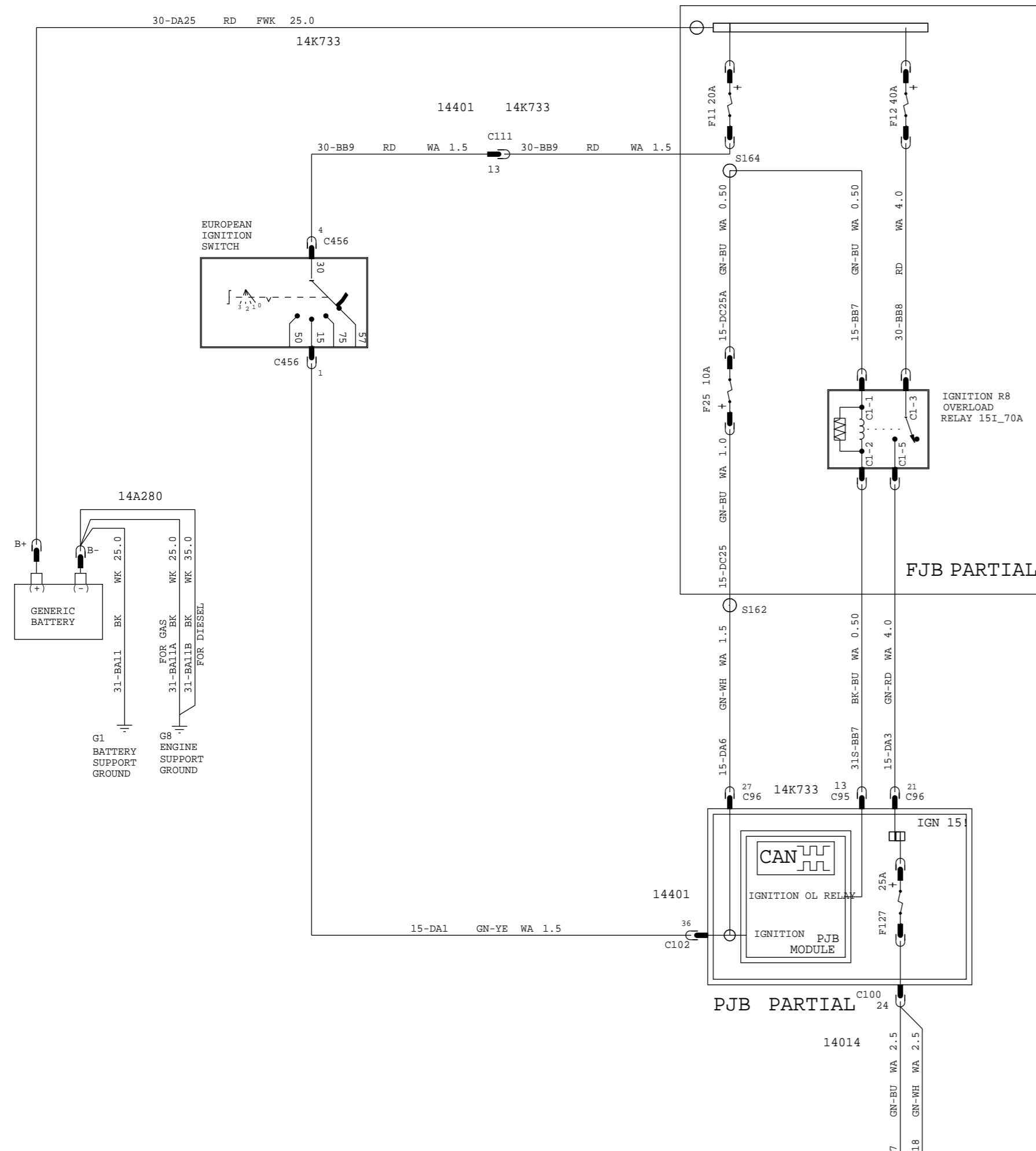
VEHICLE PROGRAM: MY 2010 C307			
CLIMATE CONTROL			
REVISION:01	REVISION DATE: 10909		
REFERENCE	EE00-E-12277984-000		
PART MUST COMPLY WITH MATERIAL SPECIFICATION WSS-M99P9999-A1 TO HELP SAFEGUARD HEALTH, SAFETY AND THE ENVIRONMENT.			
DRAFTED IN ACCORDANCE WITH FAO ENGINEERING DRAFTING STANDARD CURRENT AT INITIAL RELEASE		DRWG STATUS: 9-18-2009_12:57 SIZE: A2	
CAD TYPE	CAD LOC.	CAD FILE:	DATA IS MASTER
X	CADLOC	PH8M5T-70308-AD	
OPER.NO.	UNIT	DRAWING PH8M5T-70000-AD	
DESIGN	DETAIL	TITLESHTC CONFIRURATION CONTR	SHT 89
VYUEKSEL	VYUEKSEL	<FUEL FIRED HEATER>	OF 132
CHECKED	SAFETY		RH
NSAHINTU			SHOWN
SCALE	START DATE	DIVISION: EESE	Ford
01	100901	PLANT	

MY 2010 C307 PTC HEATER



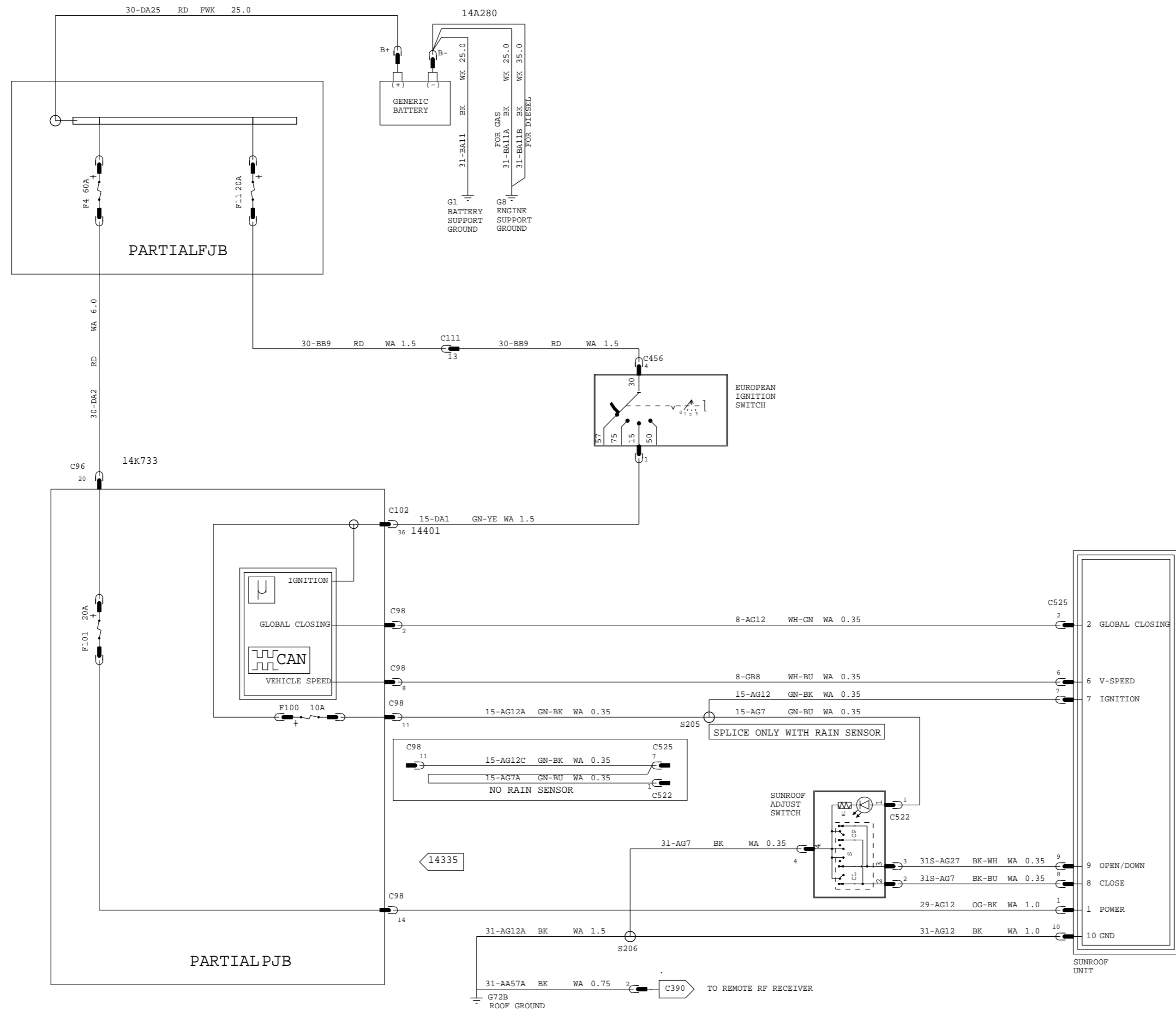
VEHICLE PROGRAM: MY 2010 C307			
REVISION:01		CLIMATE CONTROL	
REFERENCE		EE00-E-12277984-000	
PART MUST COMPLY WITH MATERIAL SPECIFICATION WSS-M99P9999-A1 TO HELP SAFEGUARD HEALTH, SAFETY AND THE ENVIRONMENT.			
DRAFTED IN ACCORDANCE WITH FAO ENGINEERING DRAFTING STANDARD CURRENT AT INITIAL RELEASE		DRWG STATUS: 9-18-2009_12:58	
SIZE: A2			
CAD TYPE	CAD LOC.	CAD FILE:	DATA
X	CADLOC	PH8M5T-70308-BD	IS MASTER
OPER.NO.	UNIT	DRAWING	
		PH8M5T-70000-AD	
DESIGN	DETAIL	TITLESHTC CONFIRURATION CONTR	SHT 90
VYUEKSEL	VYUEKSEL	<PTC HEATER>	OF 132
CHECKED	SAFETY		RH
NSAHINTU			SHOWN
SCALE	START DATE	DIVISION: EESE	Ford
01	100901	PLANT	

MY 2010 C307
 WINDOWS-POWER WINDOWS FRONT WITH OSD



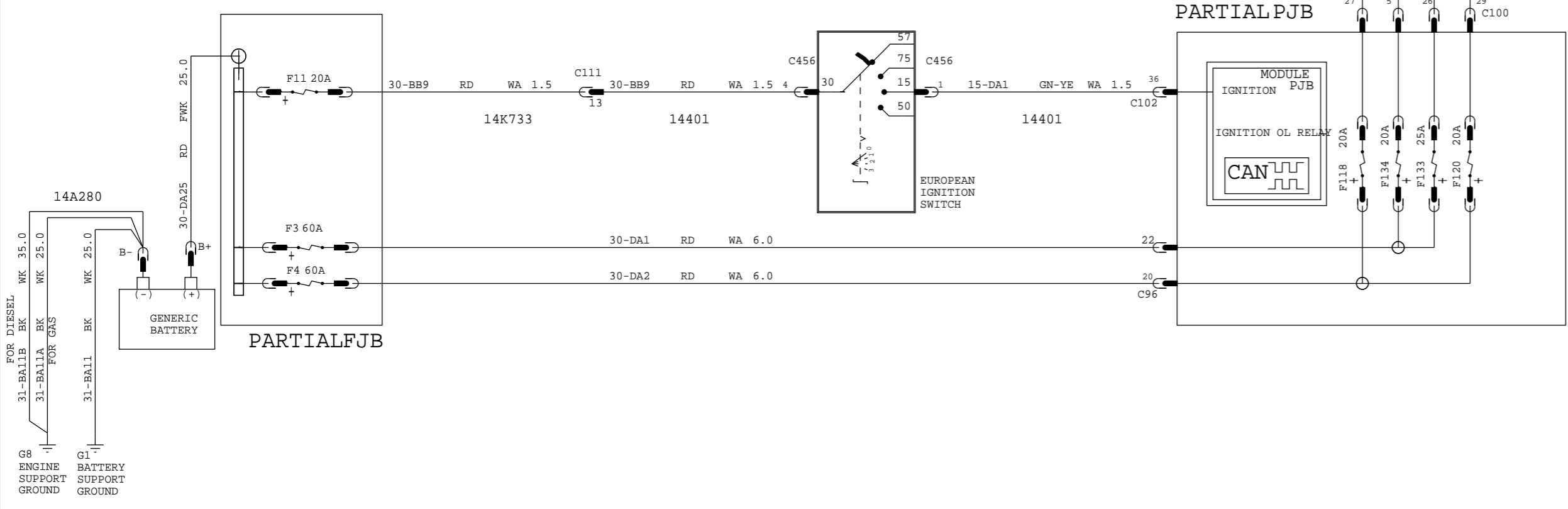
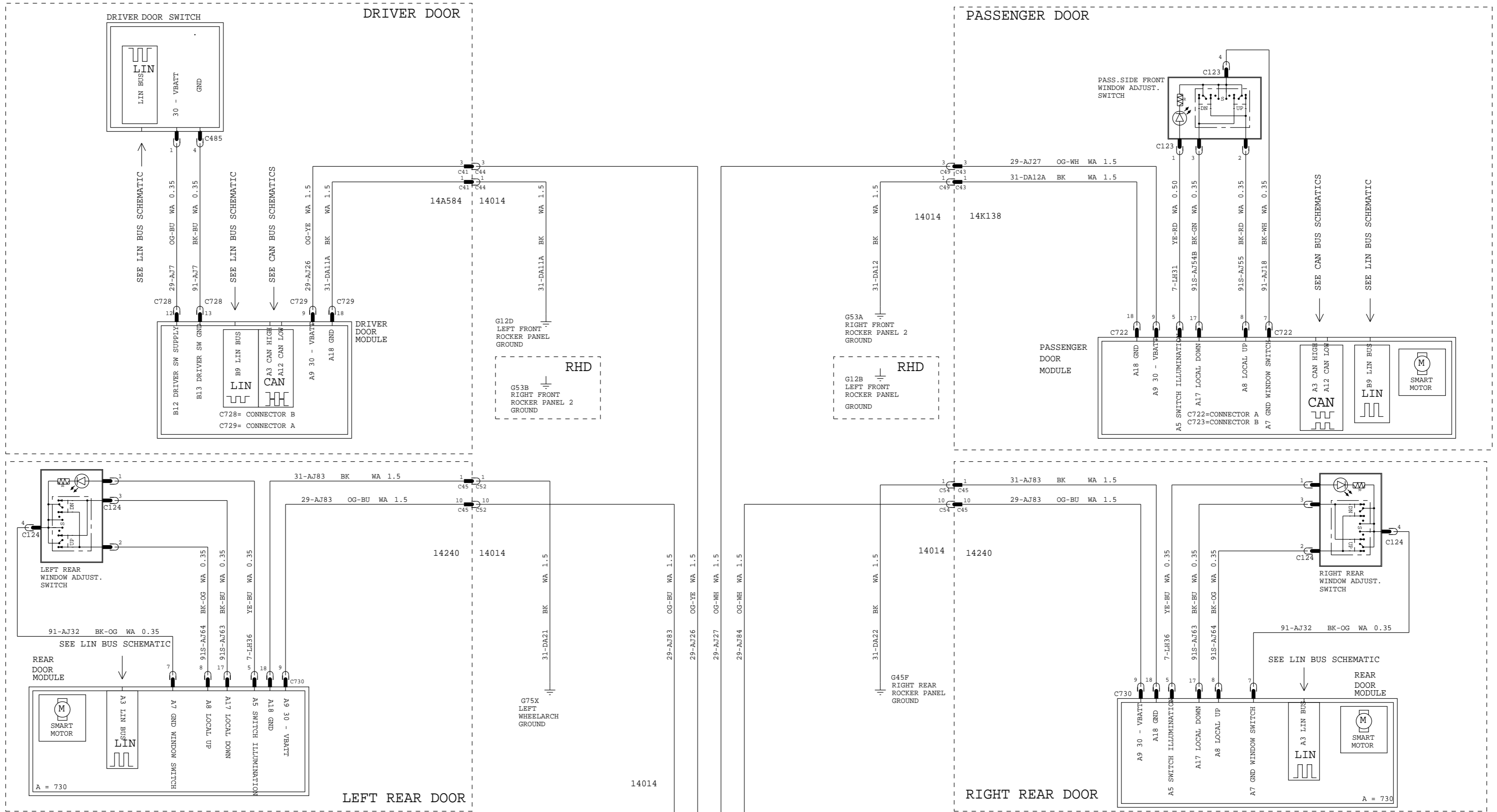
VEHICLE PROGRAM:		MY 2010 C307	
REVISION:01		POWER CONVENIENCE ELECTRONICS REVISION DATE: 210909	
REFERENCE		EE00-E-12277984-000	
PART MUST COMPLY WITH MATERIAL SPECIFICATION WSS-M99P9999-A1 TO HELP SAFEGUARD HEALTH, SAFETY AND THE ENVIRONMENT.			
DRAFTED IN ACCORDANCE WITH FAO ENGINEERING DRAFTING STANDARD CURRENT AT INITIAL RELEASE		DRWG STATUS: 9-18-2009_13:00 SIZE: A2	
CAD TYPE	CAD LOC.	CAD FILE:	DATA
X	CADLOC	PH8M5T-70316-AD	IS MASTER
OPER. NO.	UNIT	DRAWING PH8M5T-70000-AD	
DESIGN	DETAIL	TITLE: SHMTC CONFIRURATION CONTR	SHT 91
VYUEKSEL	VYUEKSEL	<WINDOWS POWER WINDOWS FRONT WITH OSD LHD>	OF 132
CHECKED	SAFETY		RH
NSAHINTU			SHOWN
SCALE	START DATE	DIVISION: EESE	Ford
01	100901	PLANT	

MY 2010 C307 POWER SUNROOF



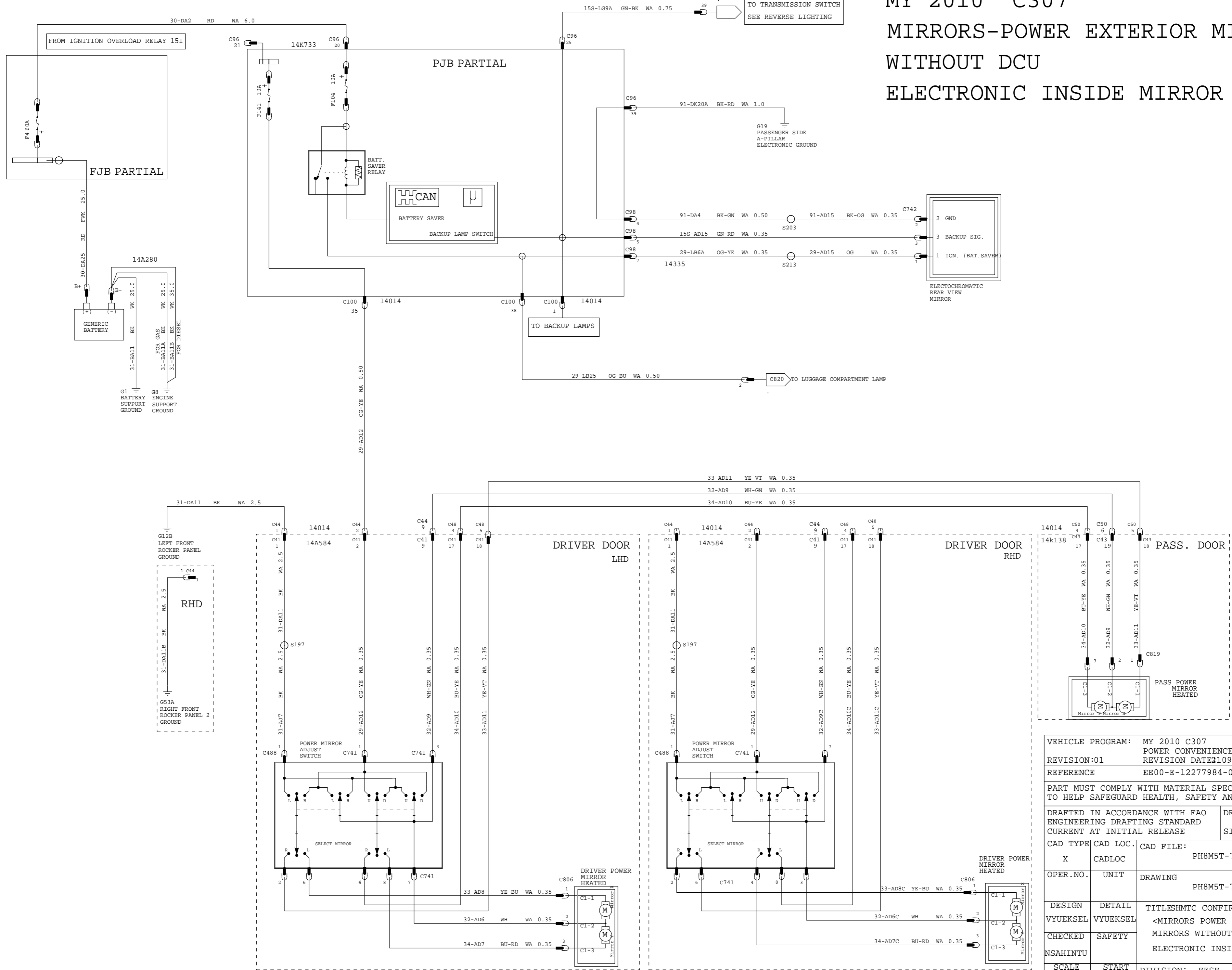
VEHICLE PROGRAM: MY 2010 C307		POWER CONVENIENCE ELECTRONICS	
REVISION:01		REVISION DATE:10909	
REFERENCE		EE00-E-12277984-000	
PART MUST COMPLY WITH MATERIAL SPECIFICATION WSS-M99P9999-A1 TO HELP SAFEGUARD HEALTH, SAFETY AND THE ENVIRONMENT.			
DRAFTED IN ACCORDANCE WITH FAO ENGINEERING DRAFTING STANDARD CURRENT AT INITIAL RELEASE		DRWG STATUS: 9-18-2009_13:01 SIZE: A2	
CAD TYPE	CAD LOC.	CAD FILE:	DATA IS MASTER
X	CADLOC	PH8M5T-70317-AD	
OPER.NO.	UNIT	DRAWING PH8M5T-70000-AD	
DESIGN	DETAIL	TITLE:SHMTC CONFIRURATION CONTR	SHT 92 OF 132
VYUEKSEL	VYUEKSEL	<SUNROOF,POWER SUNROOF>	RH SHOWN
CHECKED	SAFETY		
NSAHINTU			
SCALE	START DATE	DIVISION: EESE	Ford
01	100901	PLANT	

MY 2010 C307 WINDOWS-SMART POWER WINDOWS ALL DOORS



VEHICLE PROGRAM: MY 2010 C307			
REVISION:01		POWER CONVENIENCE ELECTRONICS	
REVISION DATE: 210909		REVISION DATE: 210909	
REFERENCE: EE00-E-12277984-000			
PART MUST COMPLY WITH MATERIAL SPECIFICATION WSS-M99P9999-A1 TO HELP SAFEGUARD HEALTH, SAFETY AND THE ENVIRONMENT.			
DRAFTED IN ACCORDANCE WITH FAO ENGINEERING DRAFTING STANDARD CURRENT AT INITIAL RELEASE		DRWG STATUS: 9-18-2009_13:02	
CAD TYPE	CAD LOC.	CAD FILE:	DATA
X	CADLOC	PH8M5T-70322-AD	IS MASTER
OPER. NO.	UNIT	DRAWING	
		PH8M5T-70000-AD	
DESIGN	DETAIL	TITLESHTMC CNFRIGURATION CONTR	SHT 93
VYUEKSEL	VYUEKSEL	<WINDOWS	OF 132
CHECKED	SAFETY	SMART POWER WINDOWS	RH
NSAHINTU		ALL DOORS LHD>	SHOWN
SCALE	START DATE	DIVISION: EESE	Ford
01	100901	PLANT	

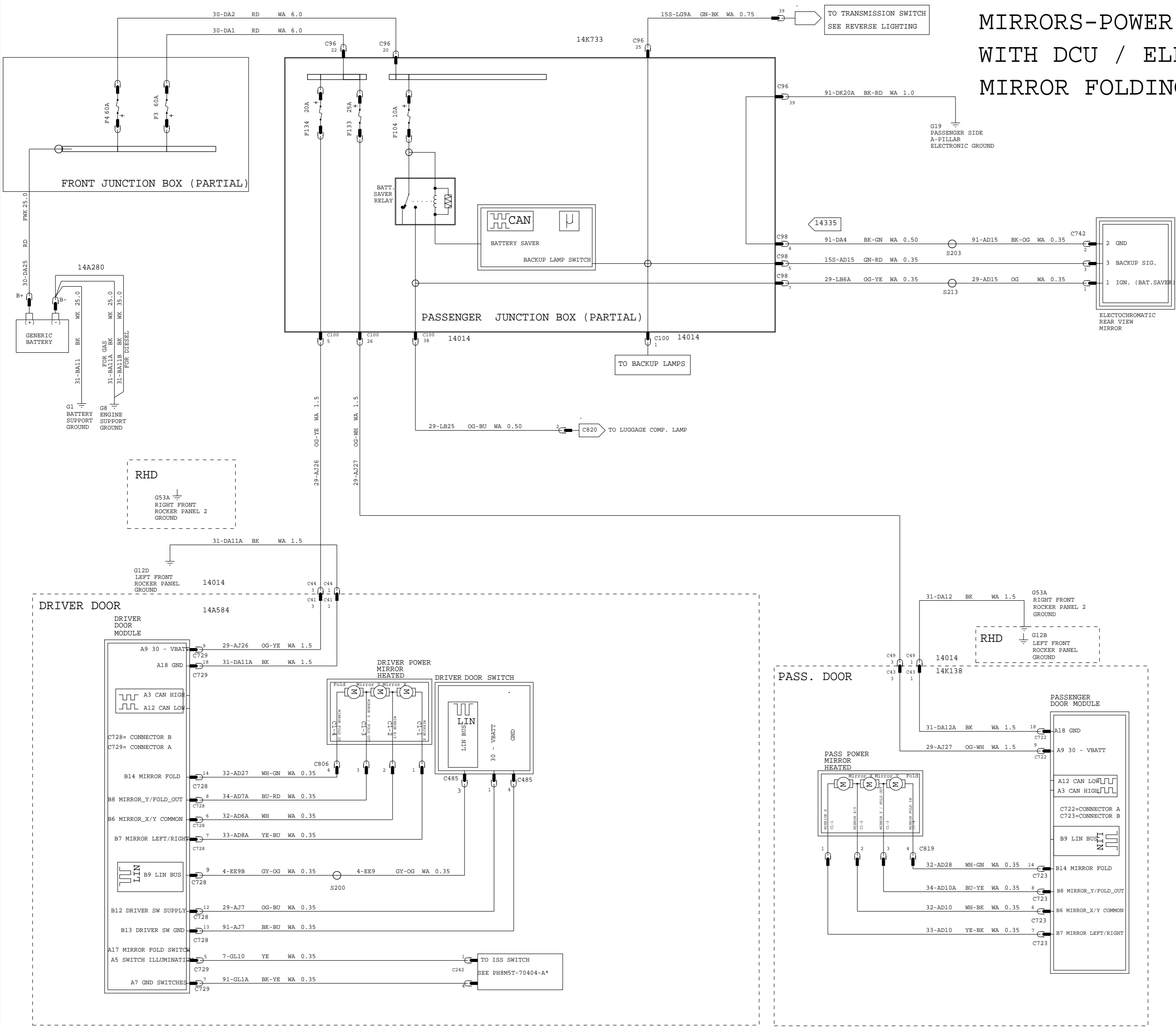
MY 2010 C307
MIRRORS-POWER EXTERIOR MIRRORS
WITHOUT DCU
ELECTRONIC INSIDE MIRROR



VEHICLE PROGRAM: MY 2010 C307		POWER CONVENIENCE ELECTRONICS	
REVISION:01		REVISION DATE:10909	
REFERENCE		EE00-E-12277984-000	
PART MUST COMPLY WITH MATERIAL SPECIFICATION WSS-M99P9999-A1 TO HELP SAFEGUARD HEALTH, SAFETY AND THE ENVIRONMENT.			
DRAFTED IN ACCORDANCE WITH FAO ENGINEERING DRAFTING STANDARD CURRENT AT INITIAL RELEASE		DRWG STATUS: 9-18-2009_13:03 SIZE: A2	
CAD TYPE	CAD LOC.	CAD FILE:	DATA
X	CADLOC	PH8M5T-70332-AD	IS MASTER
OPER. NO.	UNIT	DRAWING	
		PH8M5T-70000-AD	
DESIGN	DETAIL	TITLESHTMTC CONFIRURATION CONTR	SHT 94
VYUEKSEL	VYUEKSEL	<MIRRORS POWER EXTERIOR MIRRORS WITHOUT DCU / ELECTRONIC INSIDE MIRROR>	OF 132
CHECKED	SAFETY		RH
NSAHINTU			SHOWN
SCALE	START DATE	DIVISION: EESE	Ford
01	100901	PLANT	

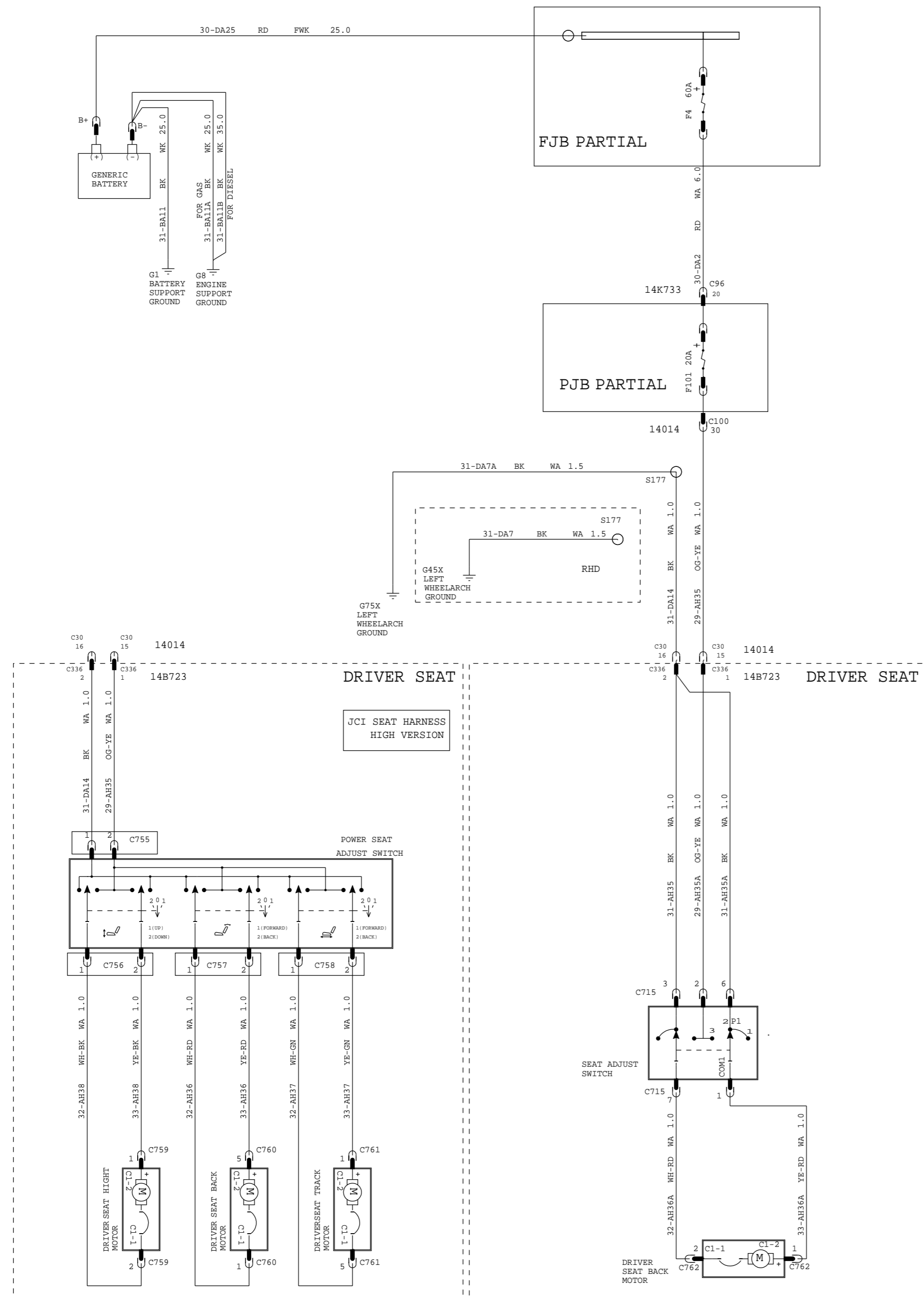
MY 2010 C307

MIRRORS-POWER EXTERIOR MIRRORS
WITH DCU / ELECTRONIC INSIDE MIRROR/
MIRROR FOLDING



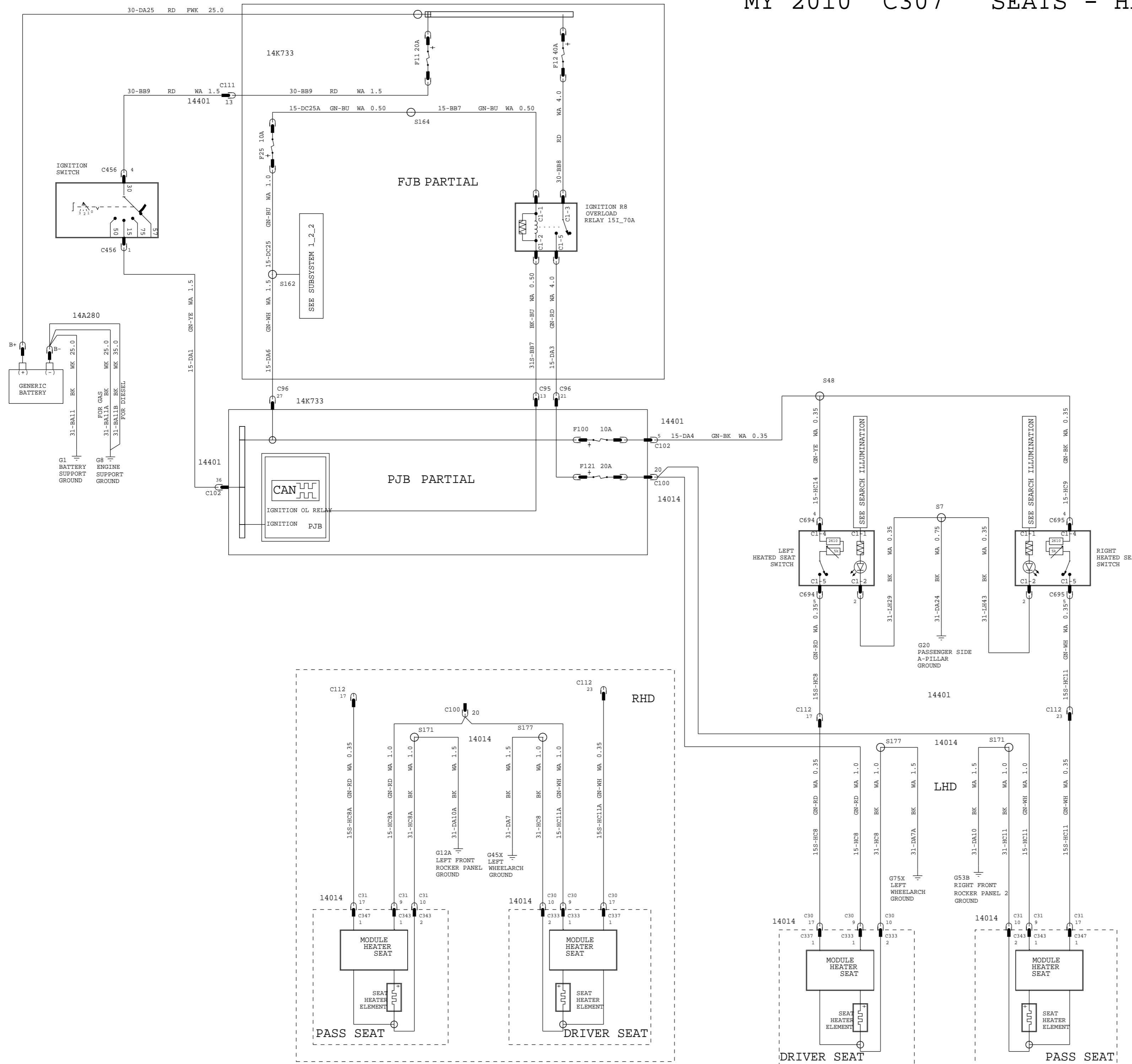
VEHICLE PROGRAM: MY 2010 C307		POWER CONVENIENCE ELECTRONICS	
REVISION:01		REVISION DATE:10909	
REFERENCE		EE00-E-12277984-000	
PART MUST COMPLY WITH MATERIAL SPECIFICATION WSS-M99P9999-A1 TO HELP SAFEGUARD HEALTH, SAFETY AND THE ENVIRONMENT.			
DRAFTED IN ACCORDANCE WITH FAO ENGINEERING DRAFTING STANDARD CURRENT AT INITIAL RELEASE		DRWG STATUS: 9-18-2009_13:08	
CAD TYPE	CAD LOC.	CAD FILE:	DATA
X	CADLOC	PH8M5T-70332-BD	IS MASTER
OPER.NO.	UNIT	DRAWING	
		PH8M5T-70000-AD	
DESIGN	DETAIL	TITLE:SHMTC CONFIRURATION CONTR	SHT 95
VYUEKSEL	VYUEKSEL	<MIRRORS POWER EXTERIOR	OF 132
CHECKED	SAFETY	MIRRORS WITH DCU /	RH
NSAHINTU		ELECTRONIC INSIDE MIRROR>	SHOWN
SCALE	START DATE	DIVISION: EESE	Ford
01	100901	PLANT	

MY 2010 C307 SEATS POWER DRIVER SEAT



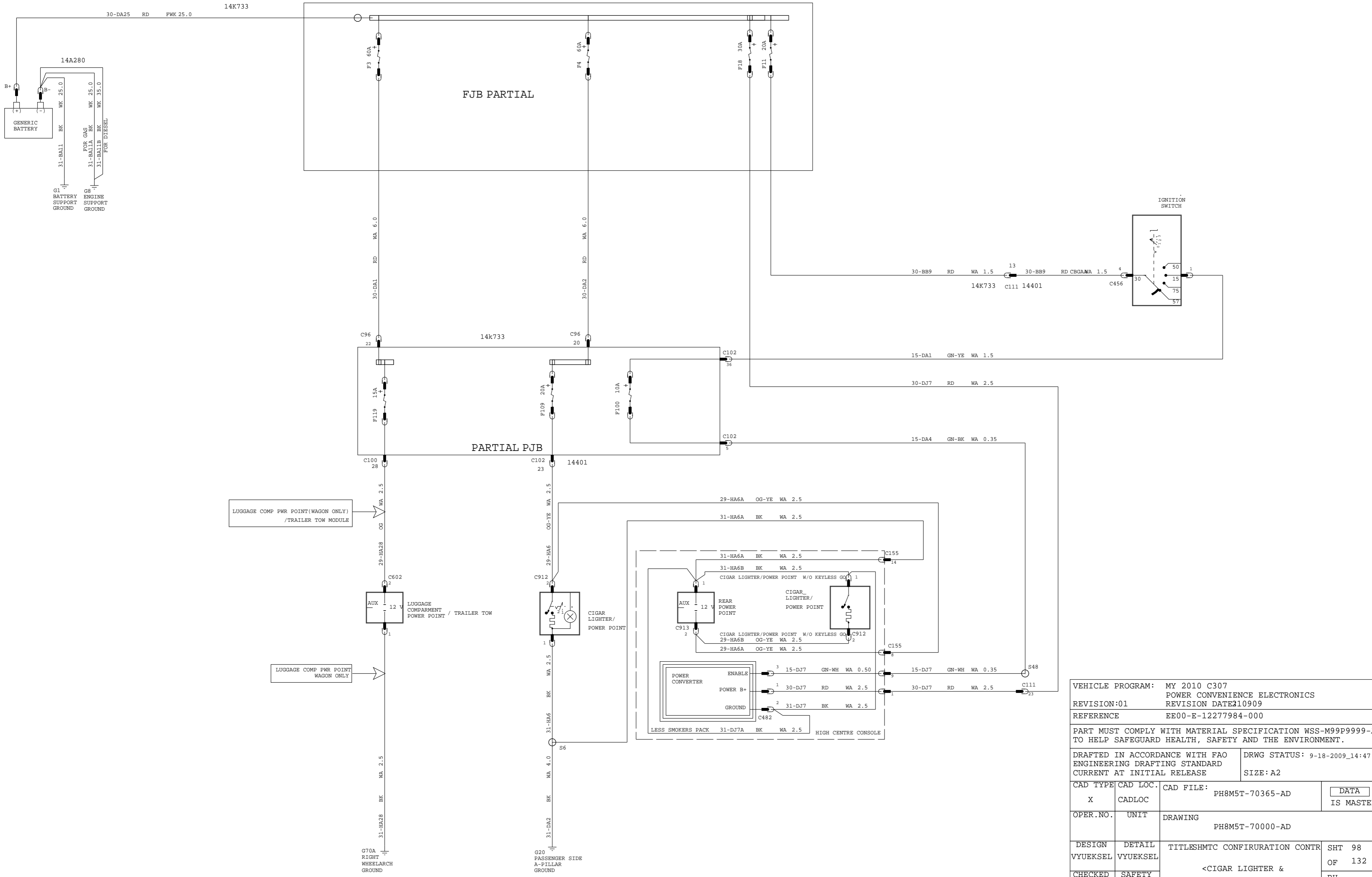
VEHICLE PROGRAM: MY 2010 C307		POWER CONVENIENCE ELECTRONICS	
REVISION:01		REVISION DATE:210909	
REFERENCE		EE00-E-12277984-000	
PART MUST COMPLY WITH MATERIAL SPECIFICATION WSS-M99P9999-A1 TO HELP SAFEGUARD HEALTH, SAFETY AND THE ENVIRONMENT.			
DRAFTED IN ACCORDANCE WITH FAO ENGINEERING DRAFTING STANDARD CURRENT AT INITIAL RELEASE		DRWG STATUS: 9-18-2009_13:10 SIZE: A2	
CAD TYPE	CAD LOC.	CAD FILE:	DATA
X	CADLOC	PH8M5T-70342-AD	IS MASTER
OPER. NO.	UNIT	DRAWING	
		PH8M5T-70000-AD	
DESIGN	DETAIL	TITLES: MTC CONFIRURATION CONTR	SHT 96
VYUEKSEL	VYUEKSEL	<SEATS POWER DRIVER SEAT>	OF 132
CHECKED	SAFETY		RH
NSAHINTU			SHOWN
SCALE	START DATE	DIVISION: EESE	Ford
01	100901	PLANT	

MY 2010 C307 SEATS - HEATED FRONT SEATS



VEHICLE PROGRAM: MY 2010 C307		POWER CONVENIENCE ELECTRONICS	
REVISION:01		REVISION DATE:10909	
REFERENCE		EE00-E-12277984-000	
PART MUST COMPLY WITH MATERIAL SPECIFICATION WSS-M99P9999-A1 TO HELP SAFEGUARD HEALTH, SAFETY AND THE ENVIRONMENT.			
DRAFTED IN ACCORDANCE WITH FAO ENGINEERING DRAFTING STANDARD CURRENT AT INITIAL RELEASE		DRWG STATUS: 9-18-2009_13:12 SIZE: A2	
CAD TYPE	CAD LOC.	CAD FILE:	DATA
X	CADLOC	PH8M5T-70347-AD	IS MASTER
OPER.NO.	UNIT	DRAWING	
		PH8M5T-70000-AD	
DESIGN	DETAIL	TITLE:SHMTC CONFIRURATION CONTR	SHT 97
VYUEKSEL	VYUEKSEL	<SEATS HEATED FRONT SEATS>	OF 132
CHECKED	SAFETY		RH
NSAHINTU			SHOWN
SCALE	START DATE	DIVISION: EESE	Ford
01	100901	PLANT	


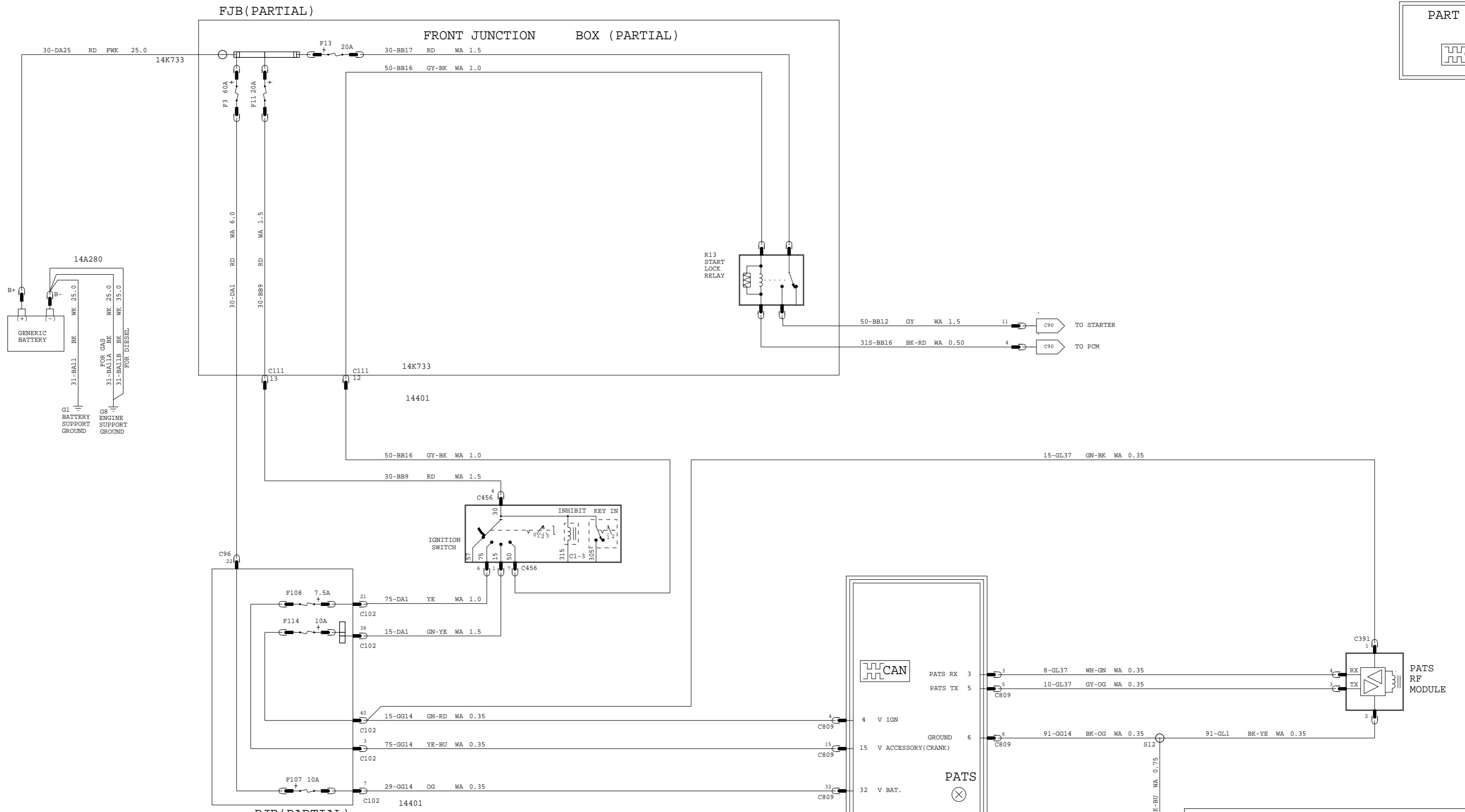
MY 2010 C307 CIGAR LIGHTER & POWER POINT



VEHICLE PROGRAM: MY 2010 C307			
REVISION:01		POWER CONVENIENCE ELECTRONICS	
REFERENCE		EE00-E-12277984-000	
PART MUST COMPLY WITH MATERIAL SPECIFICATION WSS-M99P9999-A1 TO HELP SAFEGUARD HEALTH, SAFETY AND THE ENVIRONMENT.			
DRAFTED IN ACCORDANCE WITH FAO ENGINEERING DRAFTING STANDARD CURRENT AT INITIAL RELEASE		DRWG STATUS: 9-18-2009_14:47	
SCALE		SIZE: A2	
CAD TYPE	CAD LOC.	CAD FILE:	DATA
X	CADLOC	PH8M5T-70365-AD	IS MASTER
OPER. NO.	UNIT	DRAWING	
		PH8M5T-70000-AD	
DESIGN	DETAIL	TITLESHTC CONFIRURATION CONTR	SHT 98
VYUEKSEL	VYUEKSEL	<CIGAR LIGHTER & POWER POINTS>	OF 132
CHECKED	SAFETY		RH
NSAHINTU			SHOWN
SCALE	START DATE	DIVISION: EESE	Ford
01	100901	PLANT	

MY 2010 C307 ENGINE IMMOBILIZER ANTI THEFT - PASSIVE ANTI THEFT SYSTEM (PATS)

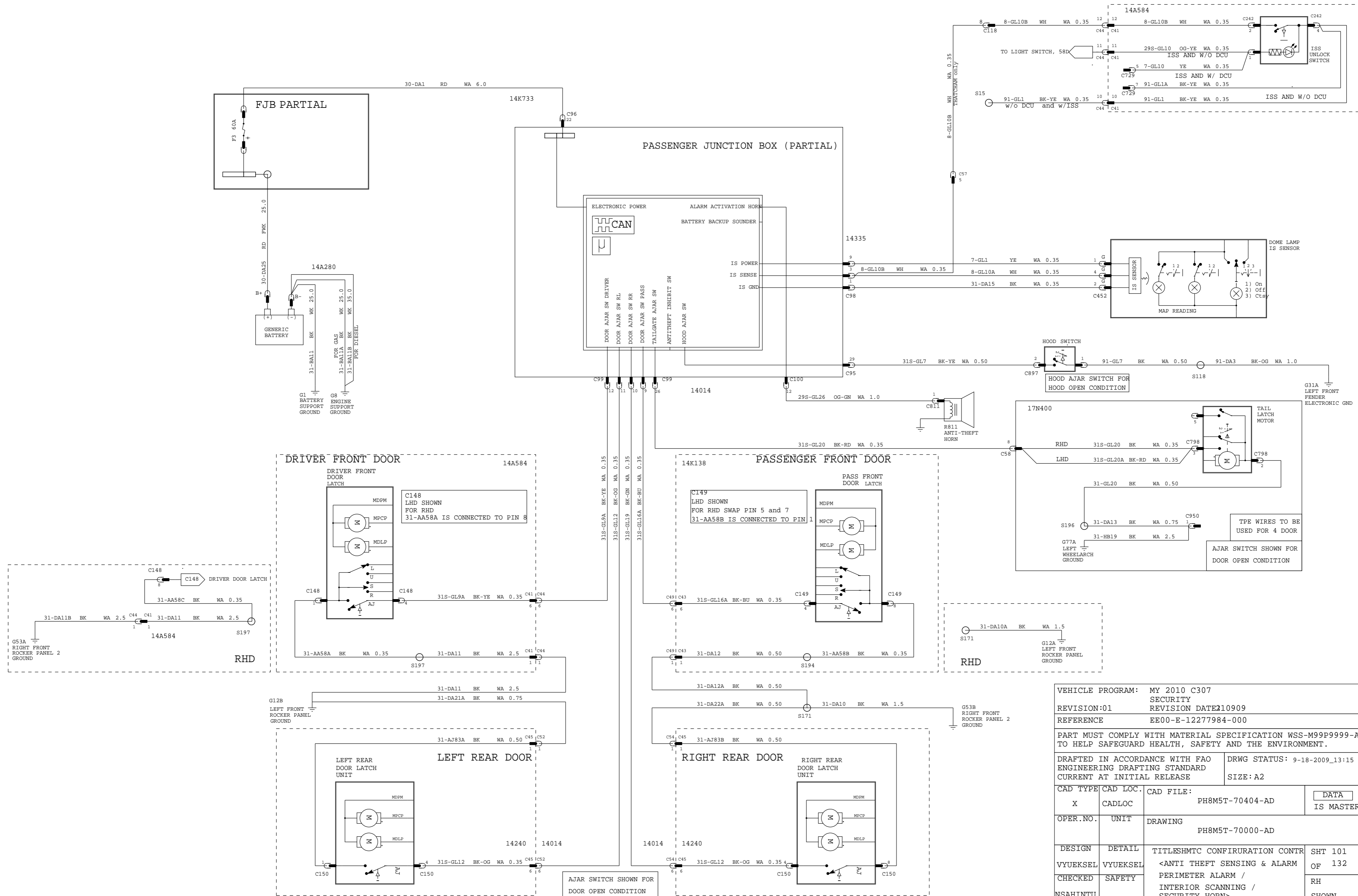
PART OF EEC

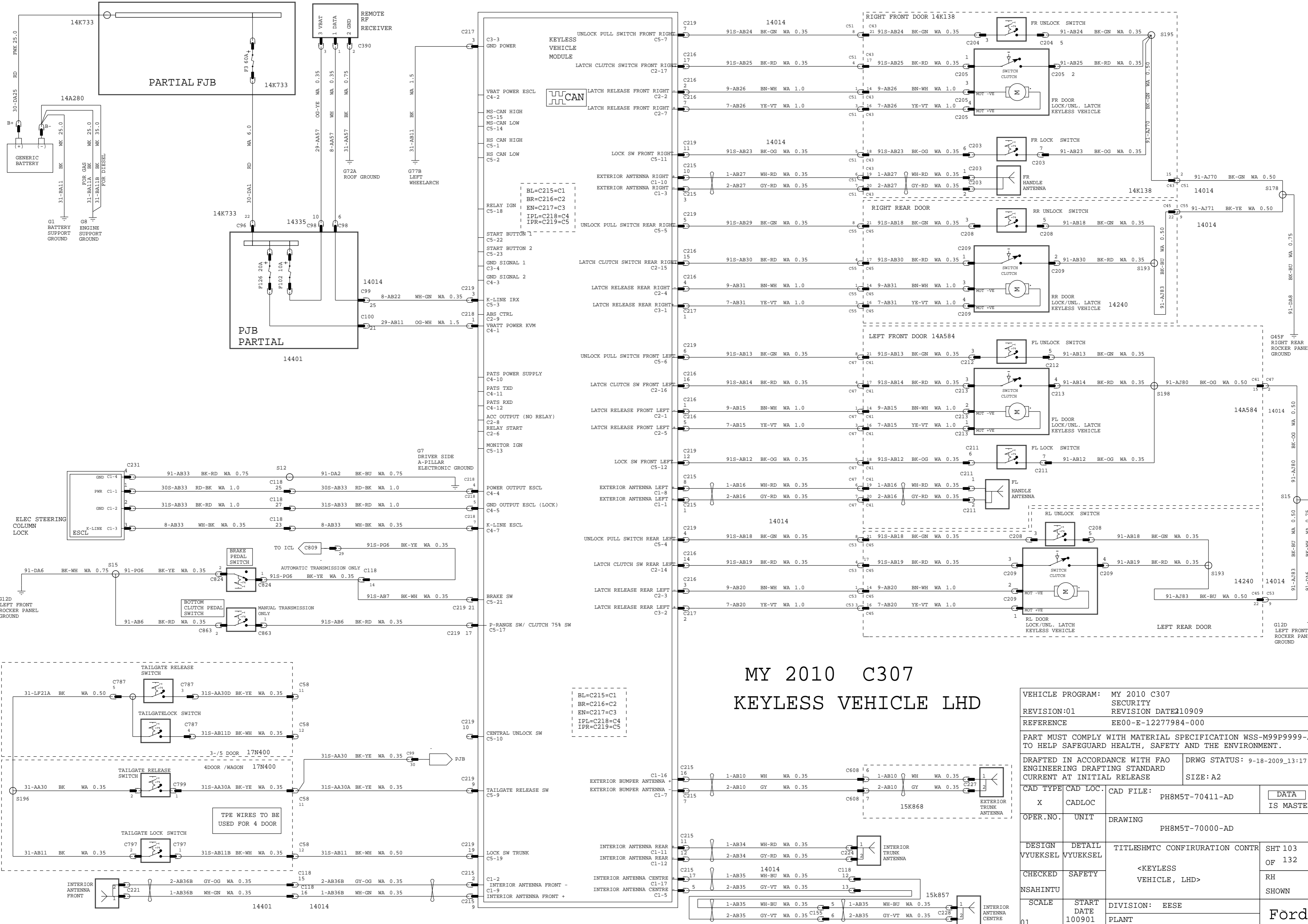
VEHICLE PROGRAM: MY 2010 C307			
SECURITY			
REVISION:01		REVISION DATE:10909	
REFERENCE EE00-E-12277984-000			
PART MUST COMPLY WITH MATERIAL SPECIFICATION WSS-M99P9999-A1 TO HELP SAFEGUARD HEALTH, SAFETY AND THE ENVIRONMENT.			
DRAFTED IN ACCORDANCE WITH FAO ENGINEERING DRAFTING STANDARD CURRENT AT INITIAL RELEASE		DRWG STATUS: 9-18-2009_13:14 SIZE: A2	
CAD TYPE	CAD LOC.	CAD FILE:	DATA
X	CADLOC	PH8M5T-70397-AD	IS MASTER
OPER.NO.	UNIT	DRAWING PH8M5T-70000-AD	
DESIGN	DETAIL	TITLESHTC CONFIRURATION CONTR	SHT 100
VYUEKSEL	VYUEKSEL	<ENGINE IMMOBILIZER ANTI THEFT	OF 132
CHECKED	SAFETY	PASSIVE ANTI THEFT SYSTEM	RH
NSAHINTU		, PATS>	SHOWN
SCALE	START DATE	DIVISION: EESE	Ford
01	100901	PLANT	

G7 DRIVER SIDE A-PILLAR ELECTRONIC GROUND

MY 2010 C307 ANTI THEFT SENSING & ALARM - PERIMETER ALARM/INTERIOR SCANNING/SECURITY HORN



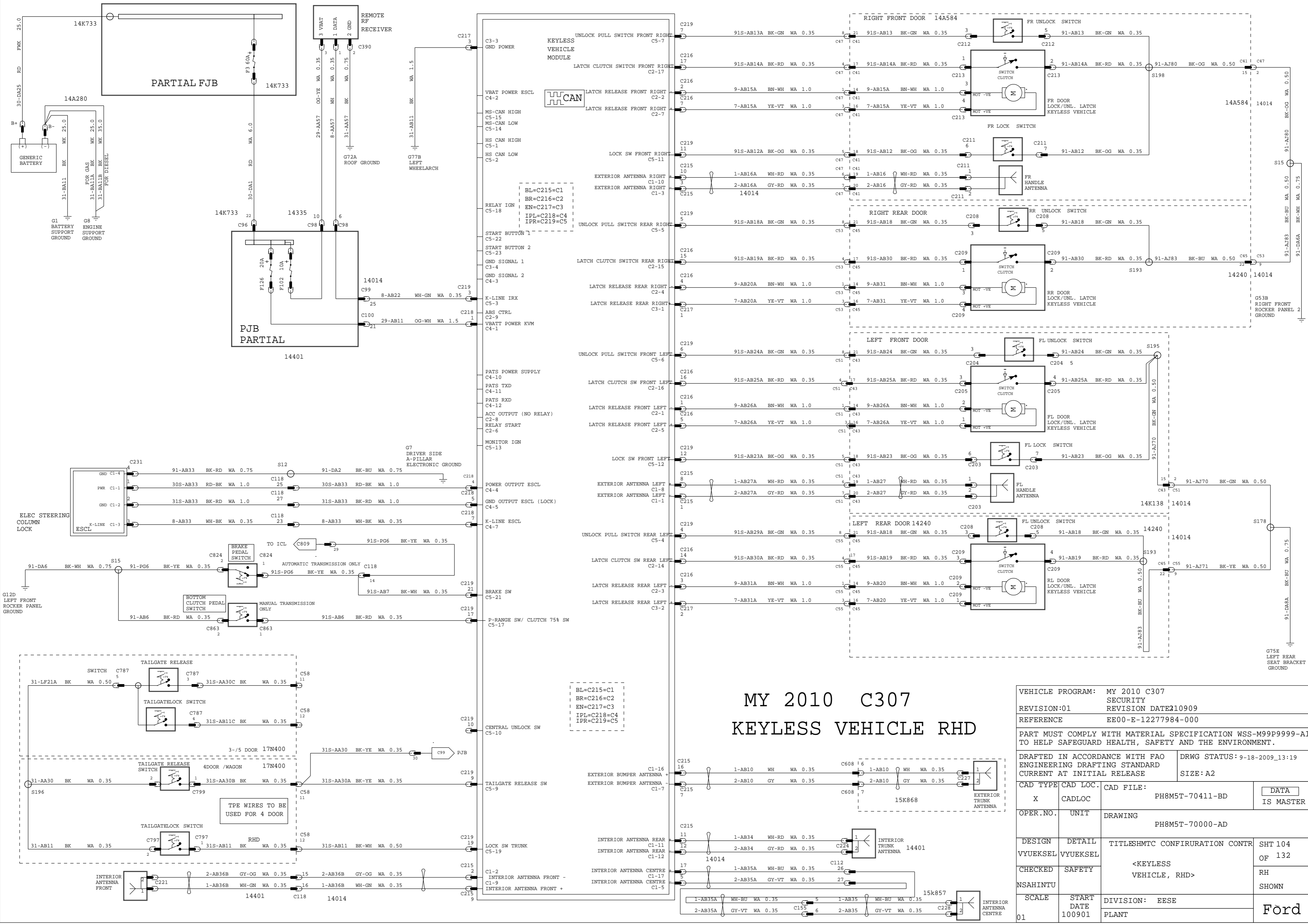
VEHICLE PROGRAM: MY 2010 C307			
SECURITY			
REVISION:01		REVISION DATE:10909	
REFERENCE EE00-E-12277984-000			
PART MUST COMPLY WITH MATERIAL SPECIFICATION WSS-M99P9999-A1 TO HELP SAFEGUARD HEALTH, SAFETY AND THE ENVIRONMENT.			
DRAFTED IN ACCORDANCE WITH FAO ENGINEERING DRAFTING STANDARD CURRENT AT INITIAL RELEASE		DRWG STATUS: 9-18-2009_13:15	
CAD TYPE: X		CAD LOC: CADLOC	CAD FILE: PH8M5T-70404-AD
OPER.NO.		UNIT	DRAWING: PH8M5T-70000-AD
DESIGN	DETAIL	TITLESHTC CONFIRURATION CONTR	SHT 101
VYUEKSEL	VYUEKSEL	<ANTI THEFT SENSING & ALARM PERIMETER ALARM / INTERIOR SCANNING / SECURITY HORN>	OF 132
CHECKED	SAFETY		RH
NSAHINTU			SHOWN
SCALE: 01	START DATE: 100901	DIVISION: EESE	Ford
		PLANT	



MY 2010 C307 KEYLESS VEHICLE LHD

BL=C215=C1
 BR=C216=C2
 EN=C217=C3
 IPL=C218=C4
 IPR=C219=C5

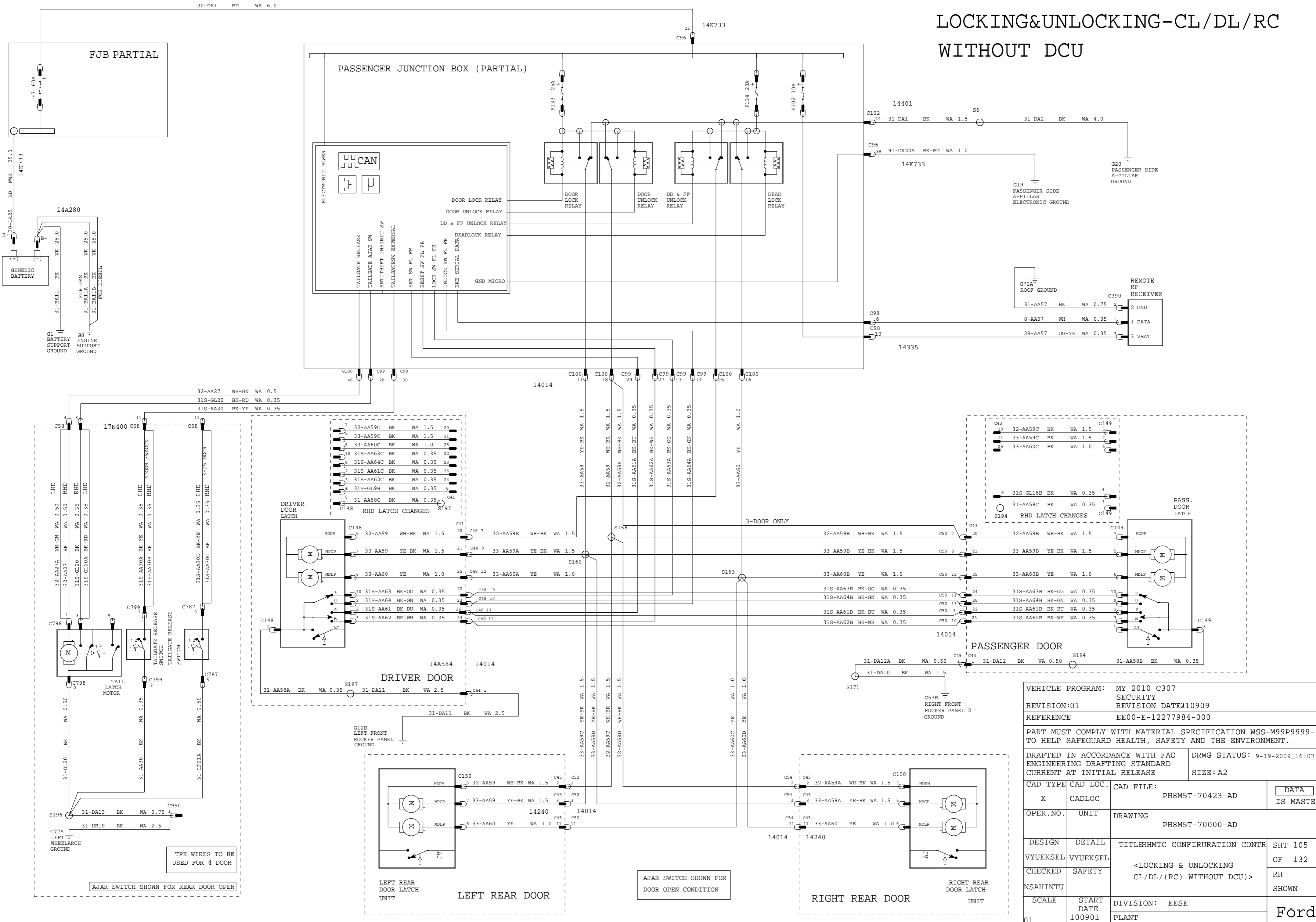
VEHICLE PROGRAM: MY 2010 C307		SECURITY	
REVISION:01		REVISION DATE:10909	
REFERENCE EE00-E-12277984-000			
PART MUST COMPLY WITH MATERIAL SPECIFICATION WSS-M99P9999-A1 TO HELP SAFEGUARD HEALTH, SAFETY AND THE ENVIRONMENT.			
DRAFTED IN ACCORDANCE WITH FAO ENGINEERING DRAFTING STANDARD CURRENT AT INITIAL RELEASE		DRWG STATUS: 9-18-2009_13:17	
CAD TYPE	CAD LOC.	CAD FILE:	DATA
X	CADLOC	PH8M5T-70411-AD	IS MASTER
OPER. NO.	UNIT	DRAWING PH8M5T-70000-AD	
DESIGN	DETAIL	TITLESHMTC CONFIRURATION CONTR	SHT 103
VYUEKSEL	VYUEKSEL	<KEYLESS VEHICLE, LHD>	OF 132
CHECKED	SAFETY		RH
NSAHINTU			SHOWN
SCALE	START DATE	DIVISION: EESE	Ford
01	100901	PLANT	



MY 2010 C307
KEYLESS VEHICLE RHD

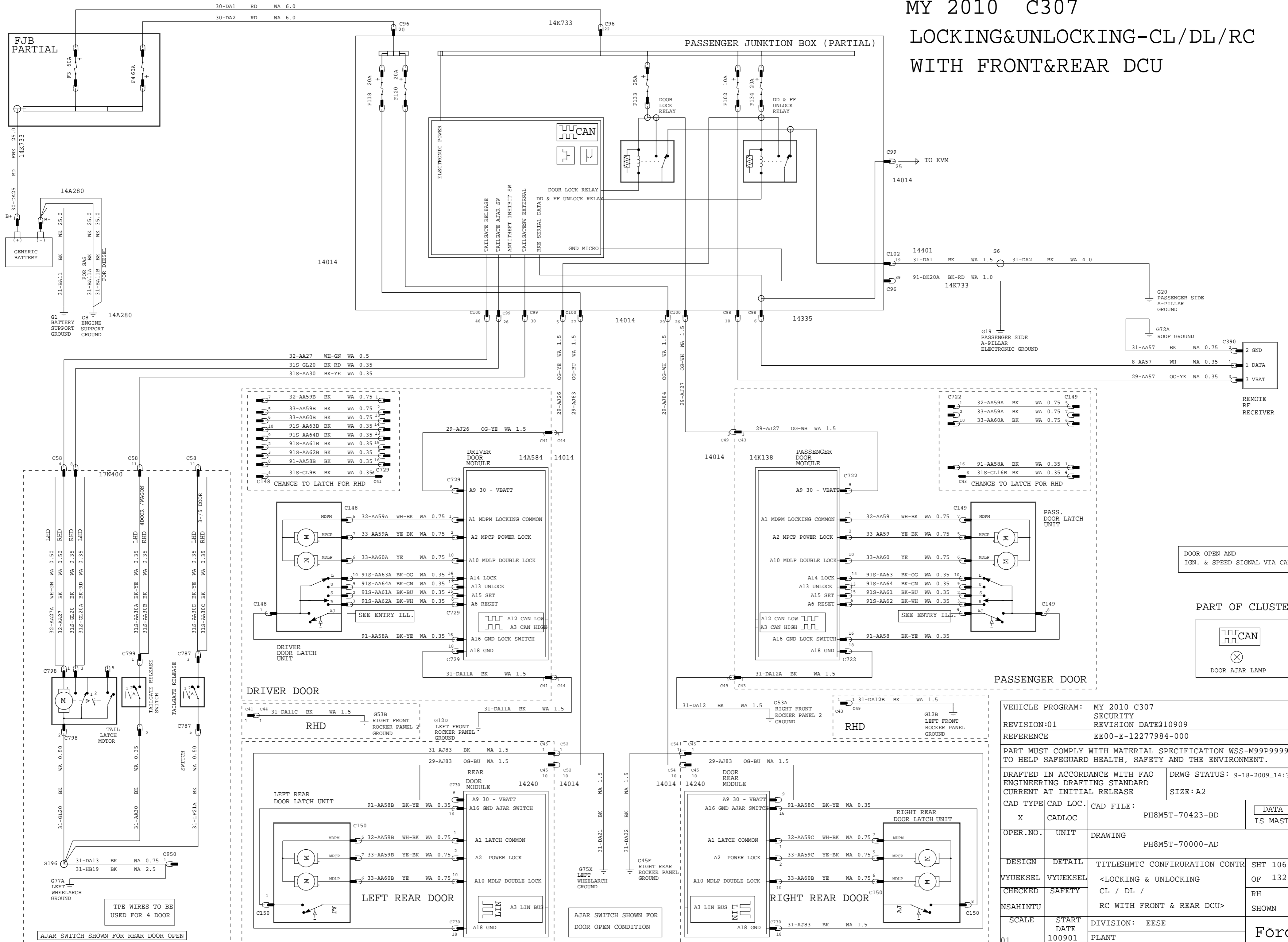
VEHICLE PROGRAM: MY 2010 C307		SECURITY	
REVISION:01		REVISION DATE:10909	
REFERENCE EE00-E-12277984-000			
PART MUST COMPLY WITH MATERIAL SPECIFICATION WSS-M99P9999-A1 TO HELP SAFEGUARD HEALTH, SAFETY AND THE ENVIRONMENT.			
DRAFTED IN ACCORDANCE WITH FAO ENGINEERING DRAFTING STANDARD CURRENT AT INITIAL RELEASE		DRWG STATUS: 9-18-2009_13:19	
CAD TYPE	CAD LOC.	CAD FILE:	DATA
X	CADLOC	PH8M5T-70411-BD	IS MASTER
OPER. NO.	UNIT	DRAWING PH8M5T-70000-AD	
DESIGN	DETAIL	TITLESHMTC CONFIRUGATION CONTR	SHT 104
VYUEKSEL	VYUEKSEL	<KEYLESS VEHICLE, RHD>	OF 132
CHECKED	SAFETY		RH
NSAHINTU			SHOWN
SCALE	START DATE	DIVISION: EESE	Ford
01	100901	PLANT	

MY 2010 C307
 LOCKING&UNLOCKING-CL/DL/RC
 WITHOUT DCU



VEHICLE PROGRAM: MY 2010 C307		SECURITY	
REVISION:01		REVISION DATE:10909	
REFERENCE		EE00-E-12277984-000	
PART MUST COMPLY WITH MATERIAL SPECIFICATION WSS-M99P9999-A1 TO HELP SAFEGUARD HEALTH, SAFETY AND THE ENVIRONMENT.			
DRAFTED IN ACCORDANCE WITH FAO ENGINEERING DRAFTING STANDARD CURRENT AT INITIAL RELEASE		DRWG STATUS: 9-19-2009_16:07	
CAD TYPE	CAD LOC.	CAD FILE:	DATA
X	CADLOC	PH8M5T-70423-AD	IS MASTER
OPER. NO.	UNIT	DRAWING	
		PH8M5T-70000-AD	
DESIGN	DETAIL	TITLE:SHMTC CONFIRURATION CONTR	SHT 105
VYUEKSEL	VYUEKSEL	<LOCKING & UNLOCKING CL/DL/(RC) WITHOUT DCU>	OF 132
CHECKED	SAFETY		RH
NSAHINTU			SHOWN
SCALE	START DATE	DIVISION: EESE	Ford
01	100901	PLANT	


MY 2010 C307 LOCKING & UNLOCKING - CL / DL / RC WITH FRONT & REAR DCU



VEHICLE PROGRAM: MY 2010 C307		SECURITY	
REVISION:01		REVISION DATE:10909	
REFERENCE		EE00-E-12277984-000	
PART MUST COMPLY WITH MATERIAL SPECIFICATION WSS-M99P9999-A1 TO HELP SAFEGUARD HEALTH, SAFETY AND THE ENVIRONMENT.			
DRAFTED IN ACCORDANCE WITH FAO ENGINEERING DRAFTING STANDARD CURRENT AT INITIAL RELEASE		DRWG STATUS: 9-18-2009_14:36	
CAD TYPE	CAD LOC.	CAD FILE:	DATA
X	CADLOC	PH8M5T-70423-BD	IS MASTER
OPER. NO.	UNIT	DRAWING PH8M5T-70000-AD	
DESIGN	DETAIL	TITLE: SHMTC CONFIRURATION CONTR	SHT 106
VYUEKSEL	VYUEKSEL	<LOCKING & UNLOCKING	OF 132
CHECKED	SAFETY	CL / DL /	RH
NSAHINTU		RC WITH FRONT & REAR DCU>	SHOWN
SCALE	START DATE	DIVISION: EESE	Ford
01	100901	PLANT	

DOOR OPEN AND IGN. & SPEED SIGNAL VIA CAN

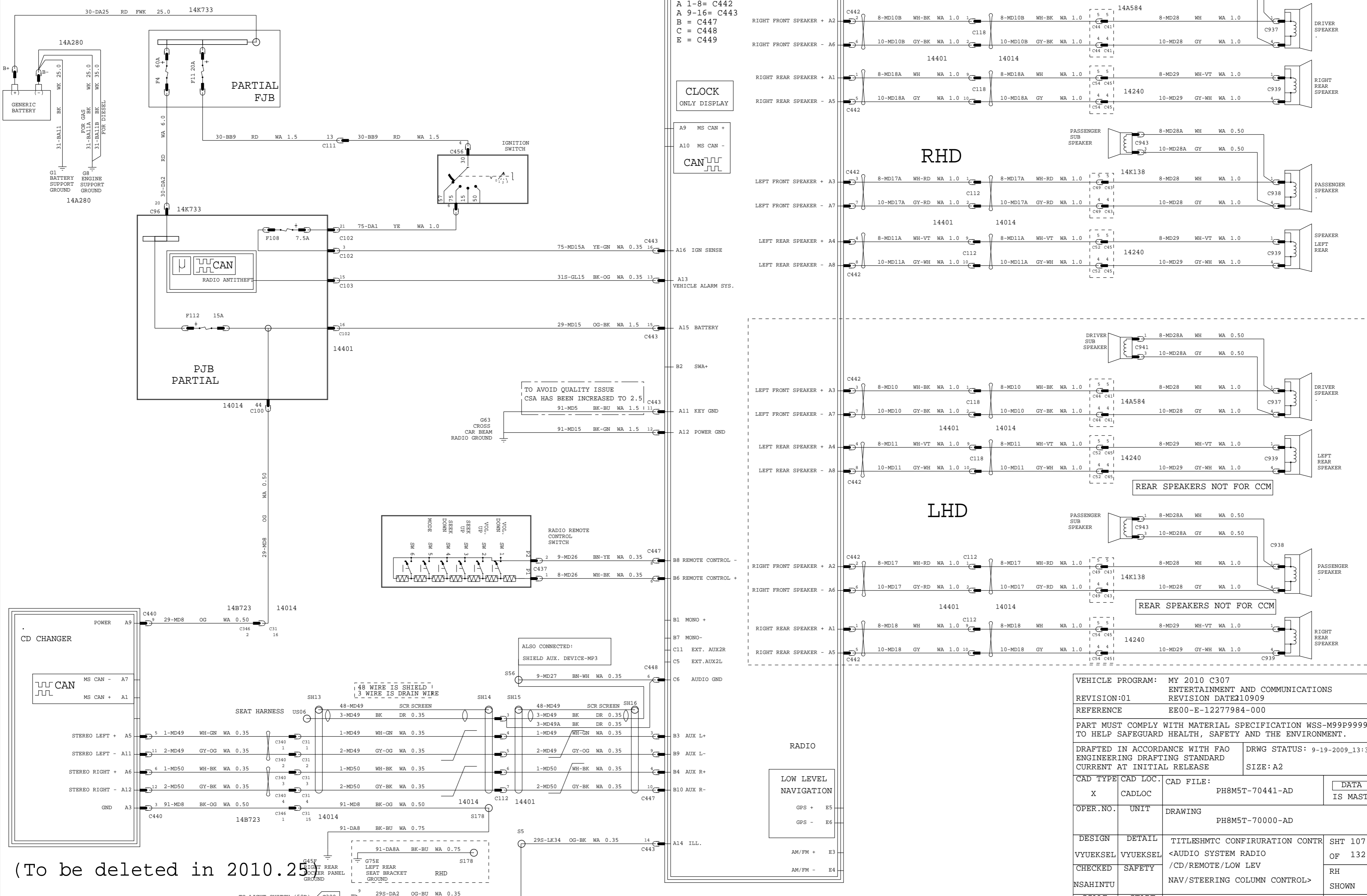
PART OF CLUSTER



AJAR SWITCH SHOWN FOR DOOR OPEN CONDITION

TPE WIRES TO BE USED FOR 4 DOOR

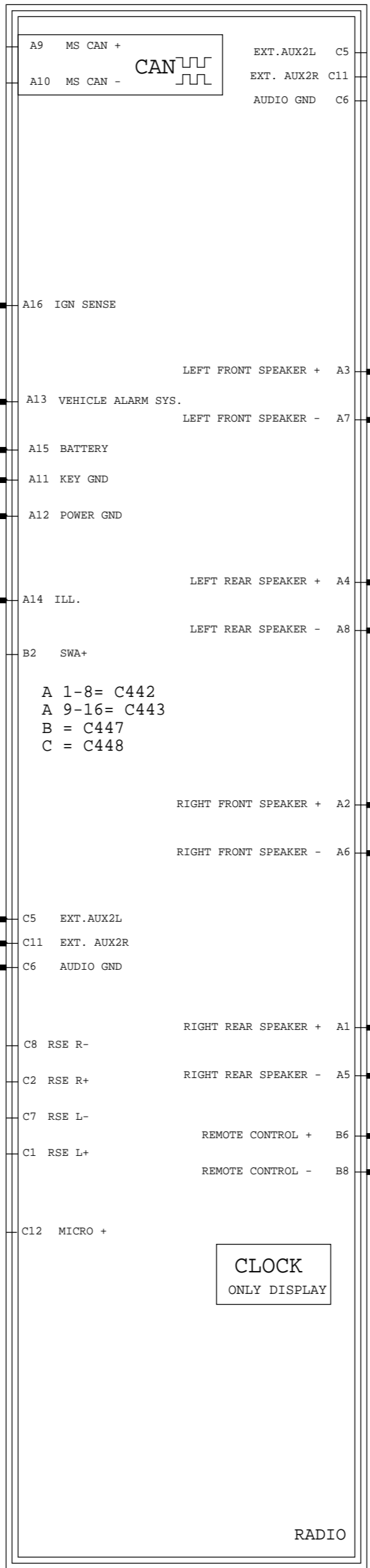
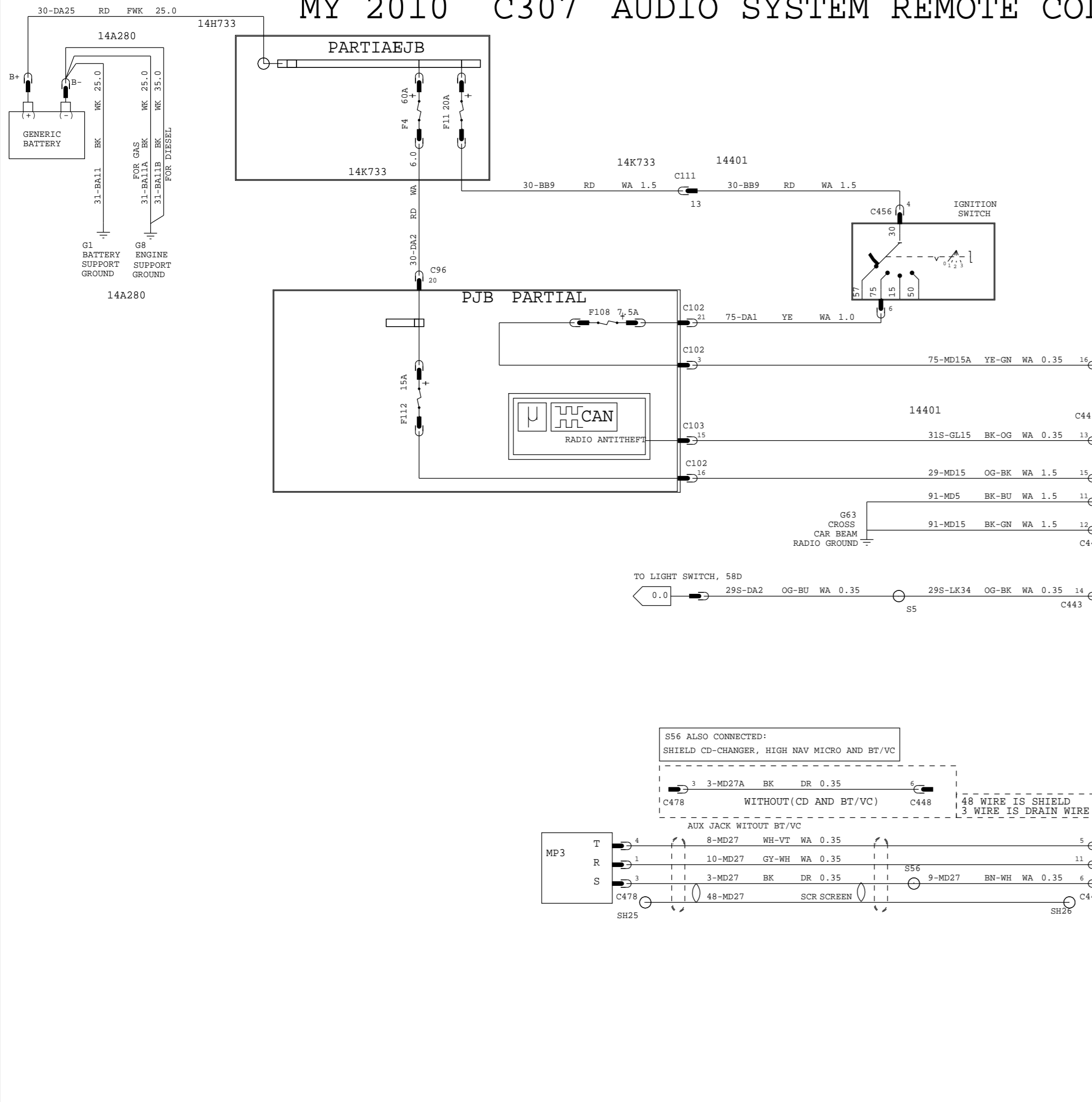
MY 2010 C307AUDIO SYSTEM REMOTE COLUMN CONTROL/CD CHANGER/ LOW LEVEL NAVIGATION



(To be deleted in 2010.25)

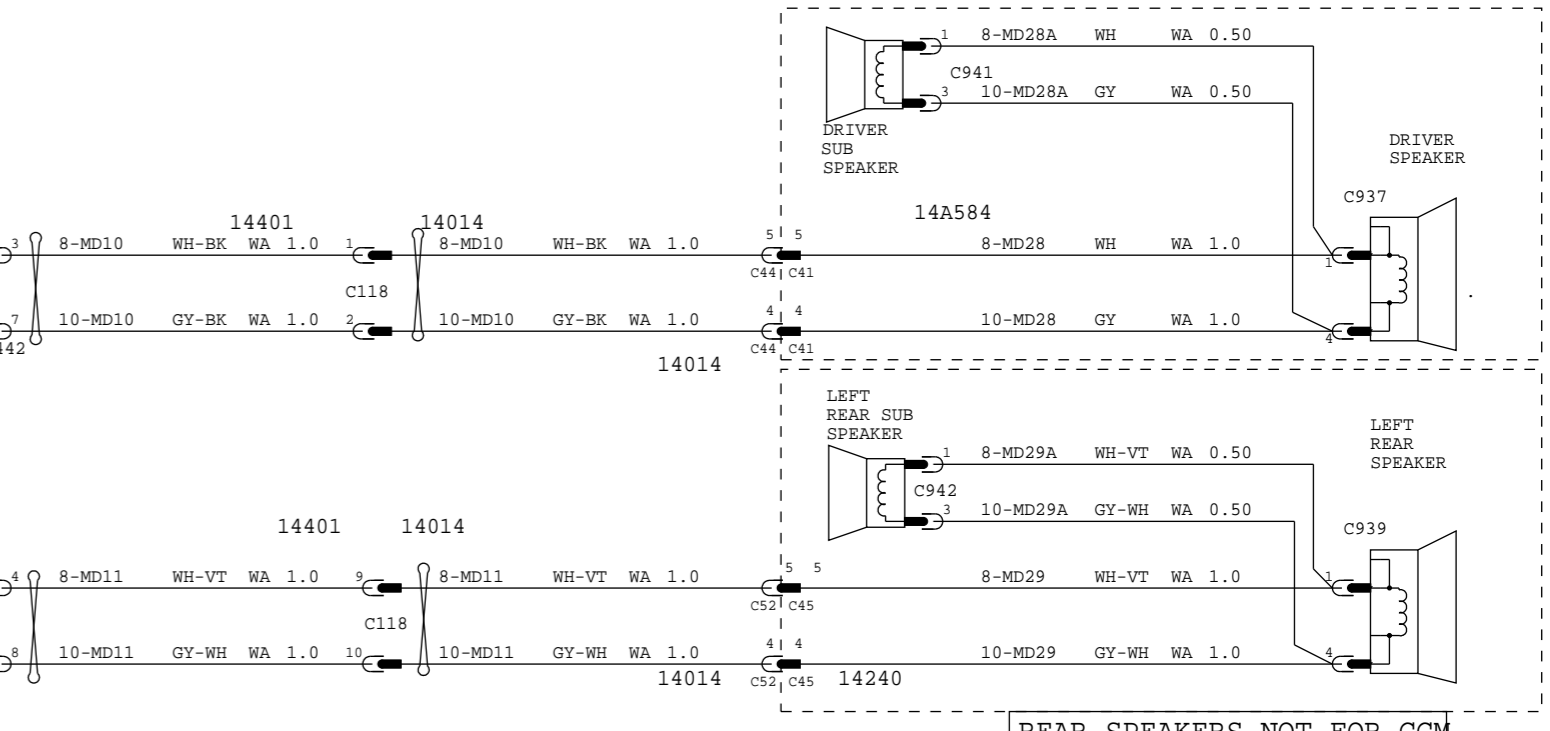
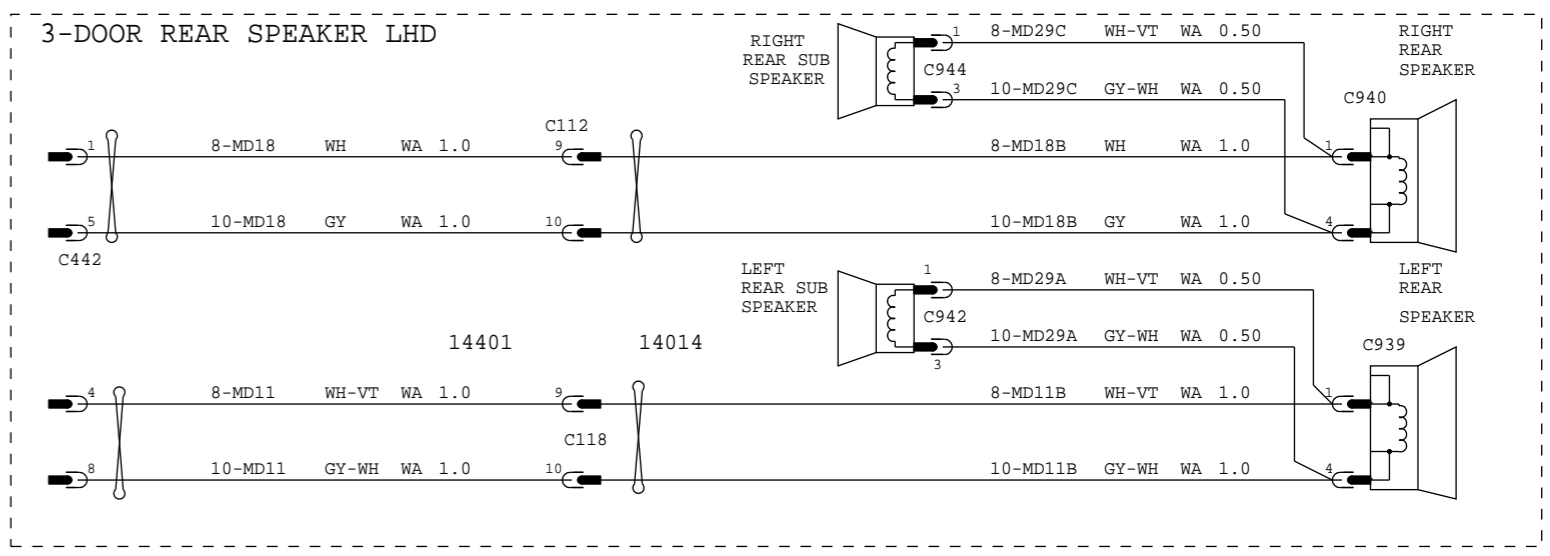
VEHICLE PROGRAM: MY 2010 C307		ENTERTAINMENT AND COMMUNICATIONS	
REVISION:01		REVISION DATE:10909	
REFERENCE EE00-E-12277984-000			
PART MUST COMPLY WITH MATERIAL SPECIFICATION WSS-M99P9999-A1 TO HELP SAFEGUARD HEALTH, SAFETY AND THE ENVIRONMENT.			
DRAFTED IN ACCORDANCE WITH FAO ENGINEERING DRAFTING STANDARD CURRENT AT INITIAL RELEASE		DRWG STATUS: 9-19-2009_13:37	
CAD TYPE	CAD LOC.	CAD FILE:	DATA
X	CADLOC	PH8M5T-70441-AD	IS MASTER
OPER. NO.	UNIT	DRAWING PH8M5T-70000-AD	
DESIGN	DETAIL	TITLESHTC CONFIRURATION CONTR	SHT 107
VYUEKSEL	VYUEKSEL	<AUDIO SYSTEM RADIO /CD/REMOTE/LOW LEV	OF 132
CHECKED	SAFETY	NAV/STEERING COLUMN CONTROL>	
NSAHINTU			RH SHOWN
SCALE	START DATE	DIVISION: EESE	Ford
01	100901	PLANT	

MY 2010 C307 AUDIO SYSTEM REMOTE COLUMN CONTROL



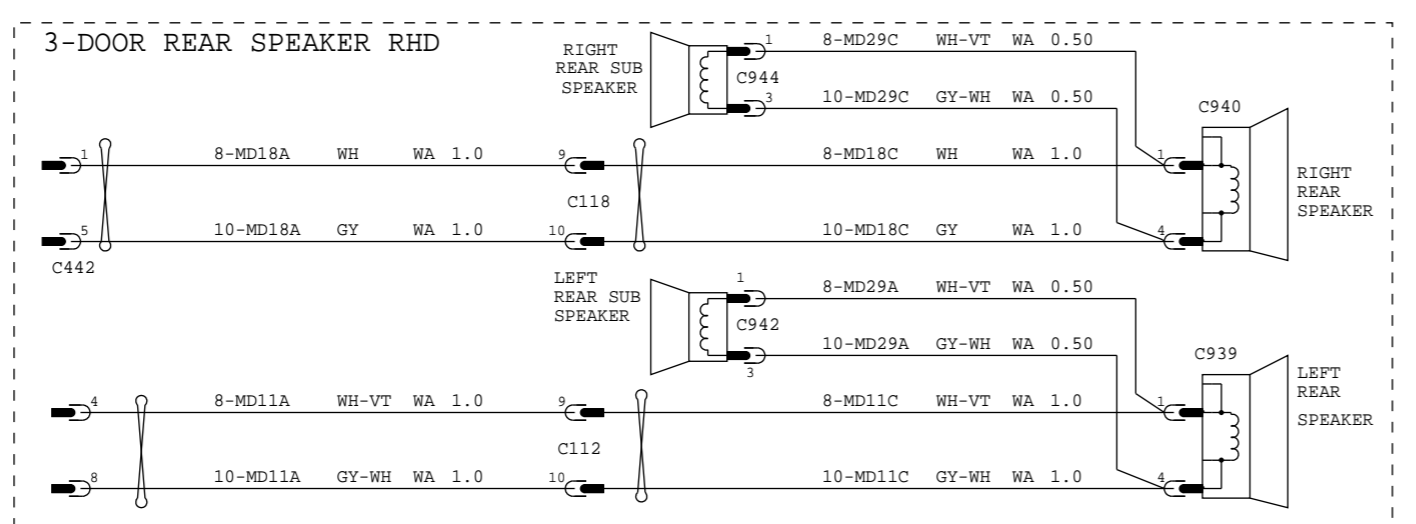
A 1-8= C442
 A 9-16= C443
 B = C447
 C = C448

CLOCK
 ONLY DISPLAY



REAR SPEAKERS NOT FOR CCM

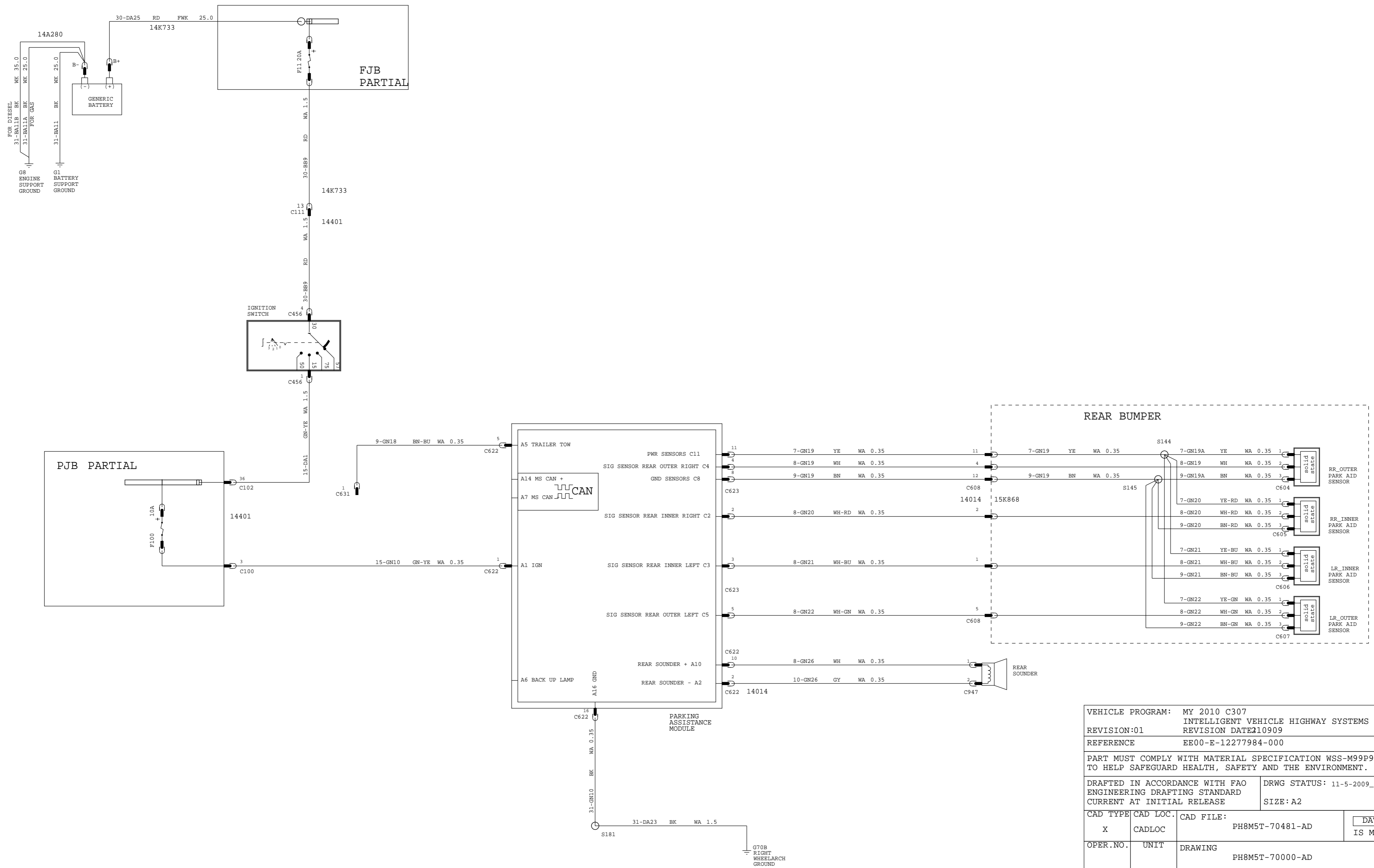
REAR SPEAKERS NOT FOR CCM



RADIO REMOTE CONTROL SWITCH

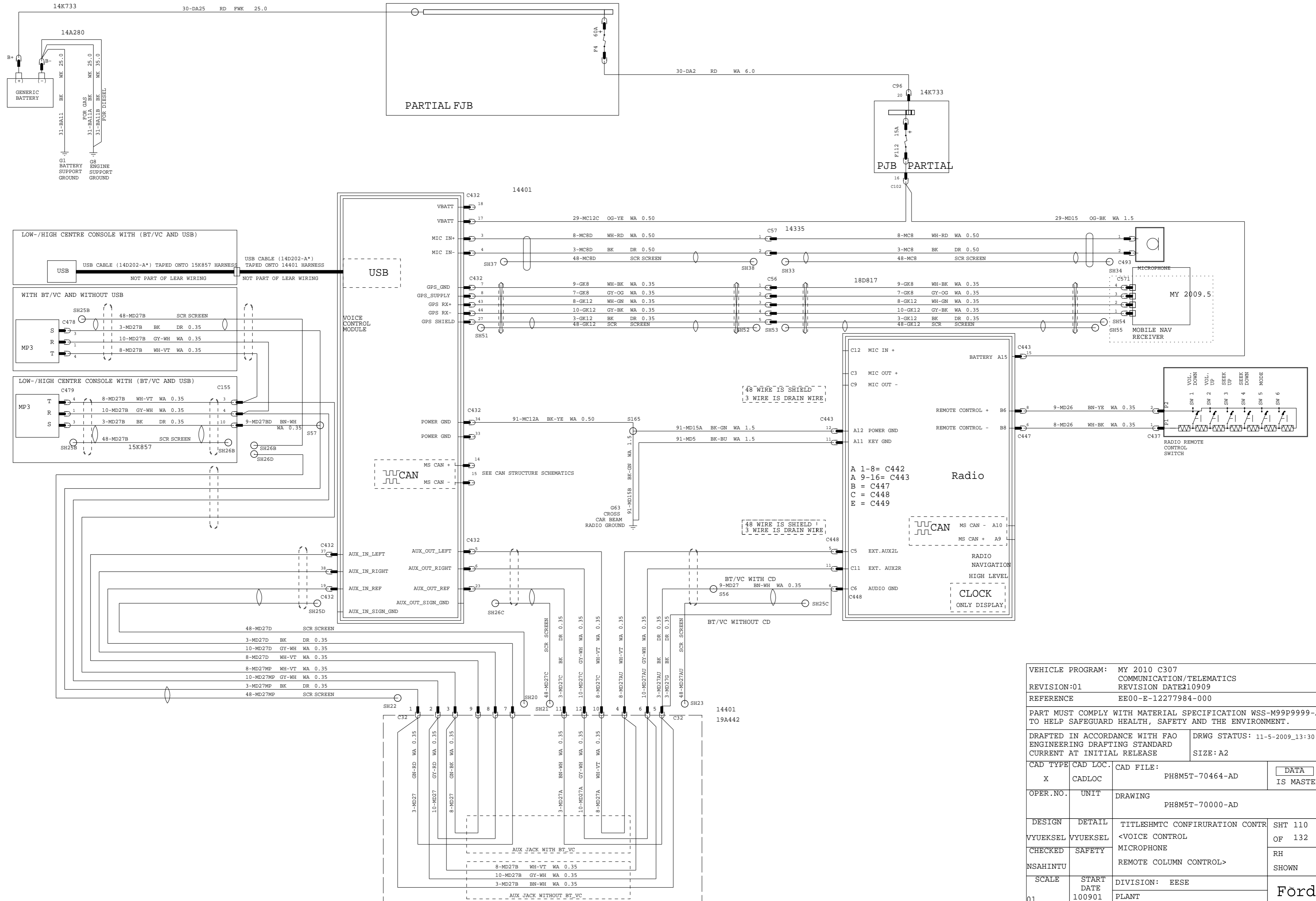
VEHICLE PROGRAM: MY 2010 C307		ENTERTAINMENT AND COMMUNICATIONS	
REVISION:01		REVISION DATE:10909	
REFERENCE		EE00-E-12277984-000	
PART MUST COMPLY WITH MATERIAL SPECIFICATION WSS-M99P9999-A1 TO HELP SAFEGUARD HEALTH, SAFETY AND THE ENVIRONMENT.			
DRAFTED IN ACCORDANCE WITH FAO ENGINEERING DRAFTING STANDARD CURRENT AT INITIAL RELEASE		DRWG STATUS: 9-18-2009_13:23	
CAD TYPE	CAD LOC.	CAD FILE:	DATA
X	CADLOC	PH8M5T-70441-BD	IS MASTER
OPER.NO.	UNIT	DRAWING	
		PH8M5T-70000-AD	
DESIGN	DETAIL	TITLESHTC CONFIRURATION CONTR	SHT 108
VYUEKSEL	VYUEKSEL	<AUDIO SYSTEM RADIO /REMOTE	OF 132
CHECKED	SAFETY	STEERING COLUMN CONTROL>	RH
NSAHINTU			SHOWN
SCALE	START DATE	DIVISION: EESE	Ford
01	100901	PLANT	

MY 2010 C307 COLLISION AVOIDANCE PARKING AID



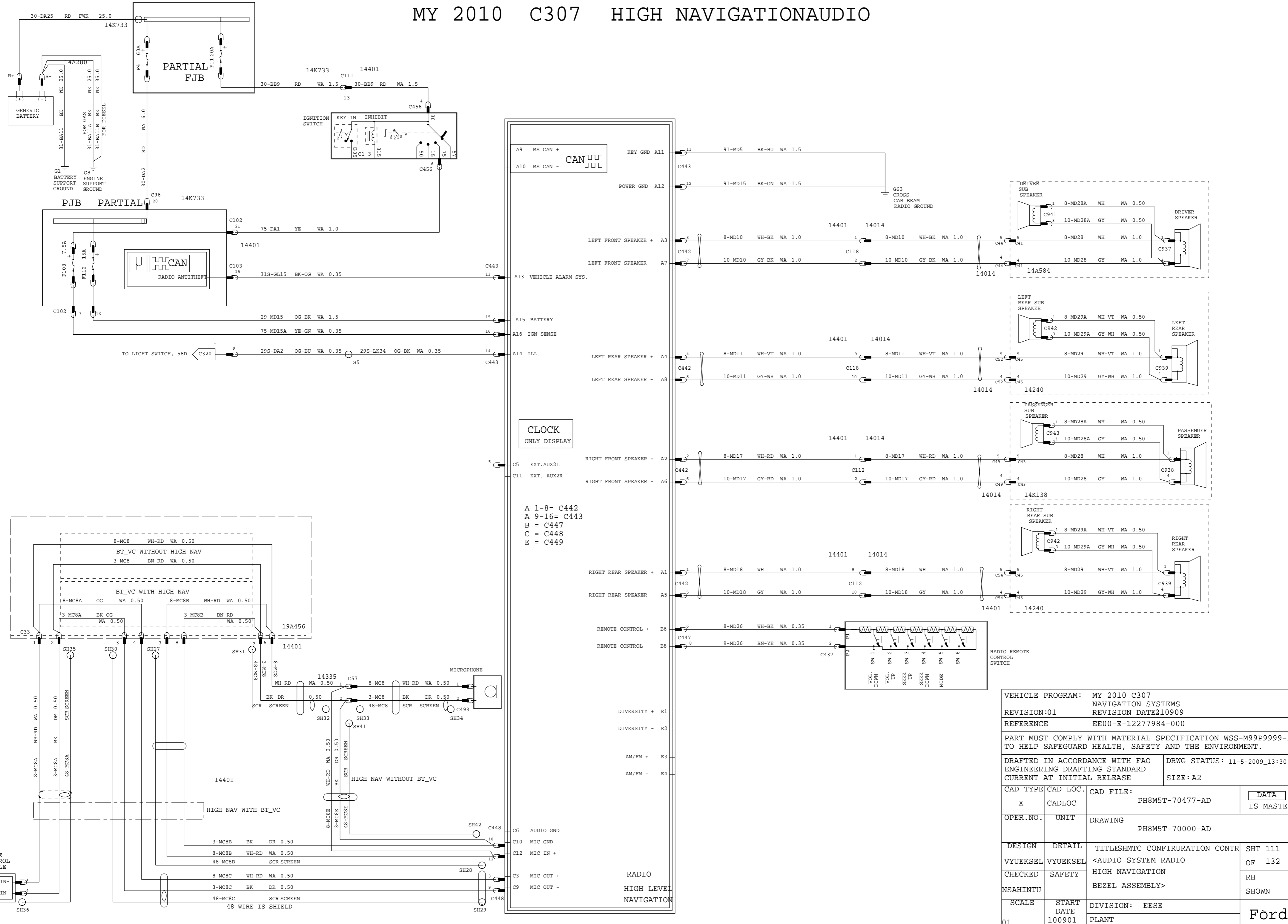
VEHICLE PROGRAM: MY 2010 C307			
REVISION:01		INTELLIGENT VEHICLE HIGHWAY SYSTEMS	
REFERENCE		EE00-E-12277984-000	
PART MUST COMPLY WITH MATERIAL SPECIFICATION WSS-M99P9999-A1 TO HELP SAFEGUARD HEALTH, SAFETY AND THE ENVIRONMENT.			
DRAFTED IN ACCORDANCE WITH FAO ENGINEERING DRAFTING STANDARD CURRENT AT INITIAL RELEASE		DRWG STATUS: 11-5-2009_13:30	
CAD TYPE	CAD LOC.	CAD FILE:	DATA IS MASTER
X	CADLOC	PH8M5T-70481-AD	
OPER.NO.	UNIT	DRAWING PH8M5T-70000-AD	
DESIGN VYUEKSEL	DETAIL VYUEKSEL	TITLESHTC CONFIRUATION CONTR	SHT 109 OF 132
CHECKED NSAHINTU	SAFETY	<COLLISION AVOIDANCE PARKING AID >	RH SHOWN
SCALE	START DATE	DIVISION: EESE	Ford
01	100901	PLANT	

MY 2010 C307 VOICE CONTROL/MICROPHONE/ REMOTE COLUMN CONTROL



VEHICLE PROGRAM: MY 2010 C307		COMMUNICATION/TELEMATICS	
REVISION:01		REVISION DATE:10909	
REFERENCE		EE00-E-12277984-000	
PART MUST COMPLY WITH MATERIAL SPECIFICATION WSS-M99P9999-A1 TO HELP SAFEGUARD HEALTH, SAFETY AND THE ENVIRONMENT.			
DRAFTED IN ACCORDANCE WITH FAO ENGINEERING DRAFTING STANDARD CURRENT AT INITIAL RELEASE		DRWG STATUS: 11-5-2009_13:30 SIZE: A2	
CAD TYPE	CAD LOC.	CAD FILE:	DATA
X	CADLOC	PH8M5T-70464-AD	IS MASTER
OPER.NO.	UNIT	DRAWING PH8M5T-70000-AD	
DESIGN	DETAIL	TITLESHTMTC CONFIRURATION CONTR	SHT 110
VYUEKSEL	VYUEKSEL	<VOICE CONTROL	OF 132
CHECKED	SAFETY	MICROPHONE	RH
NSAHINTU		REMOTE COLUMN CONTROL>	SHOWN
SCALE	START DATE	DIVISION: EESE	Ford
01	100901	PLANT	

MY 2010 C307 HIGH NAVIGATIONAUDIO

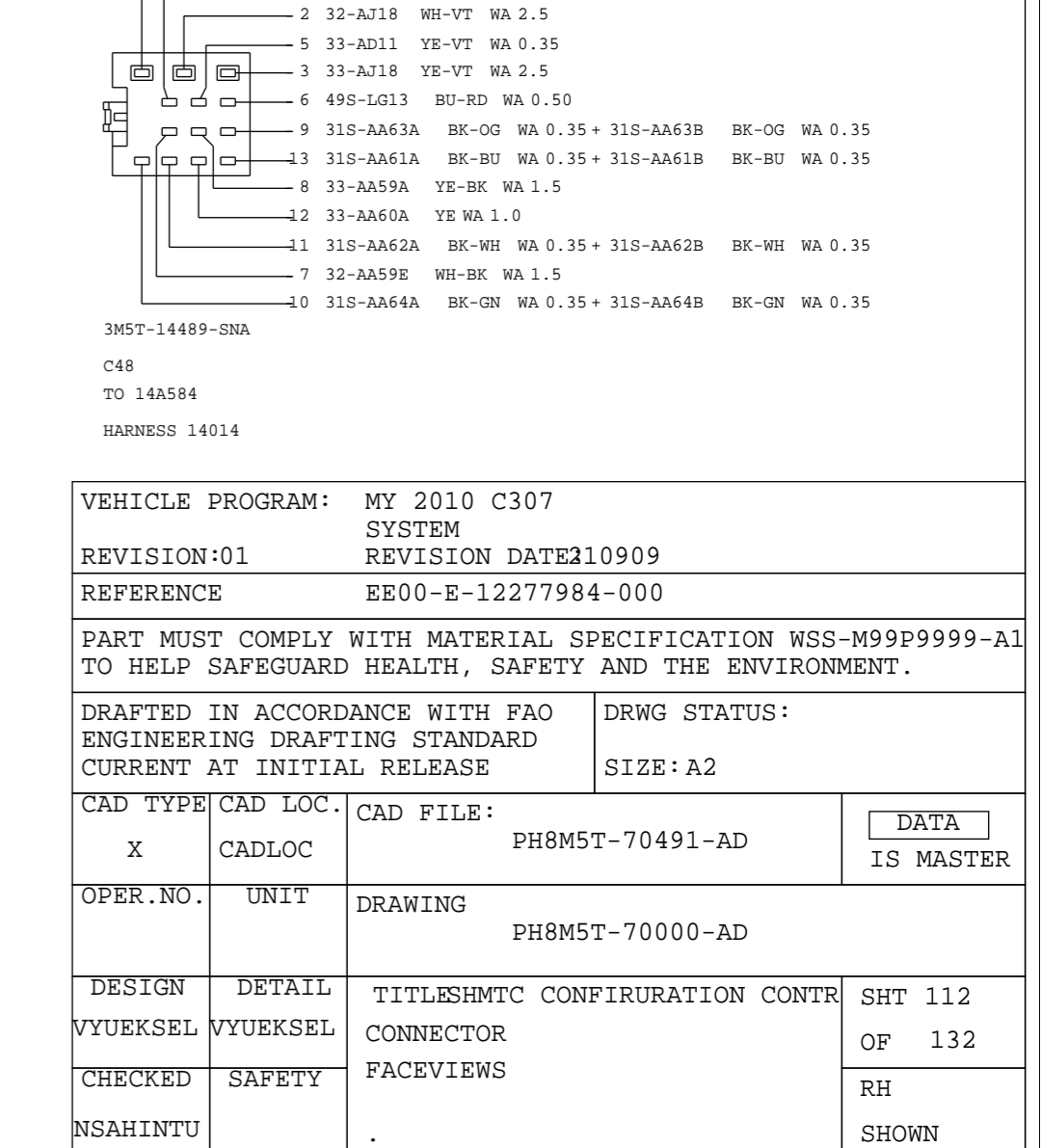
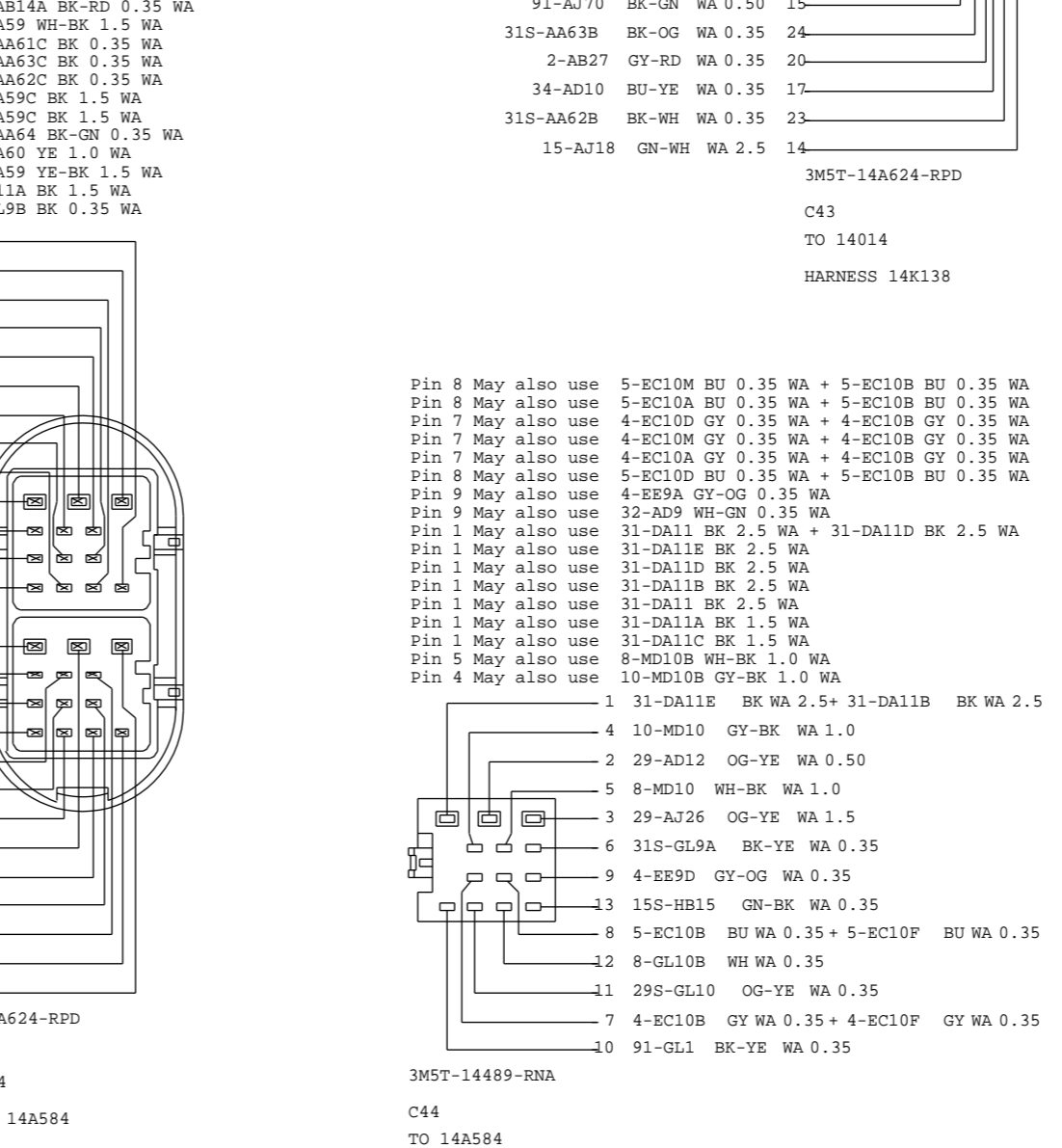
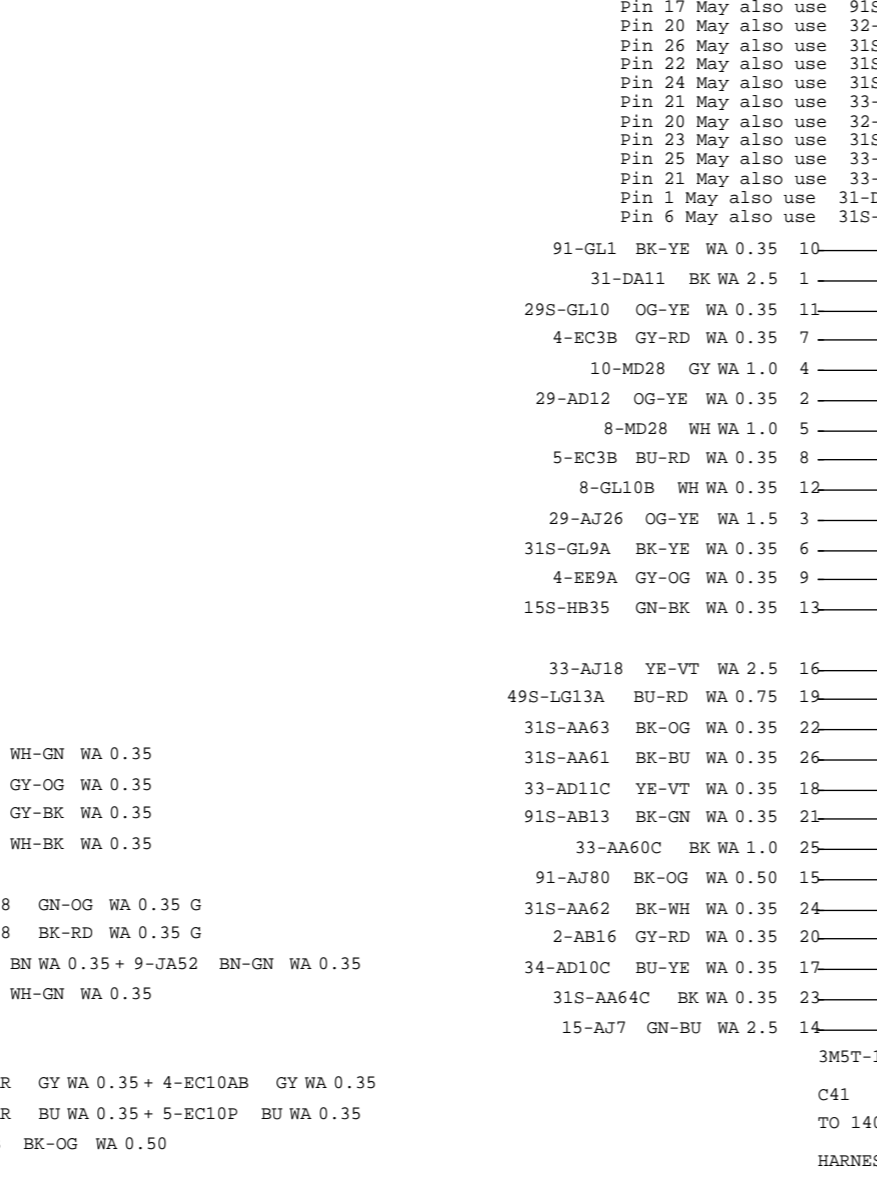
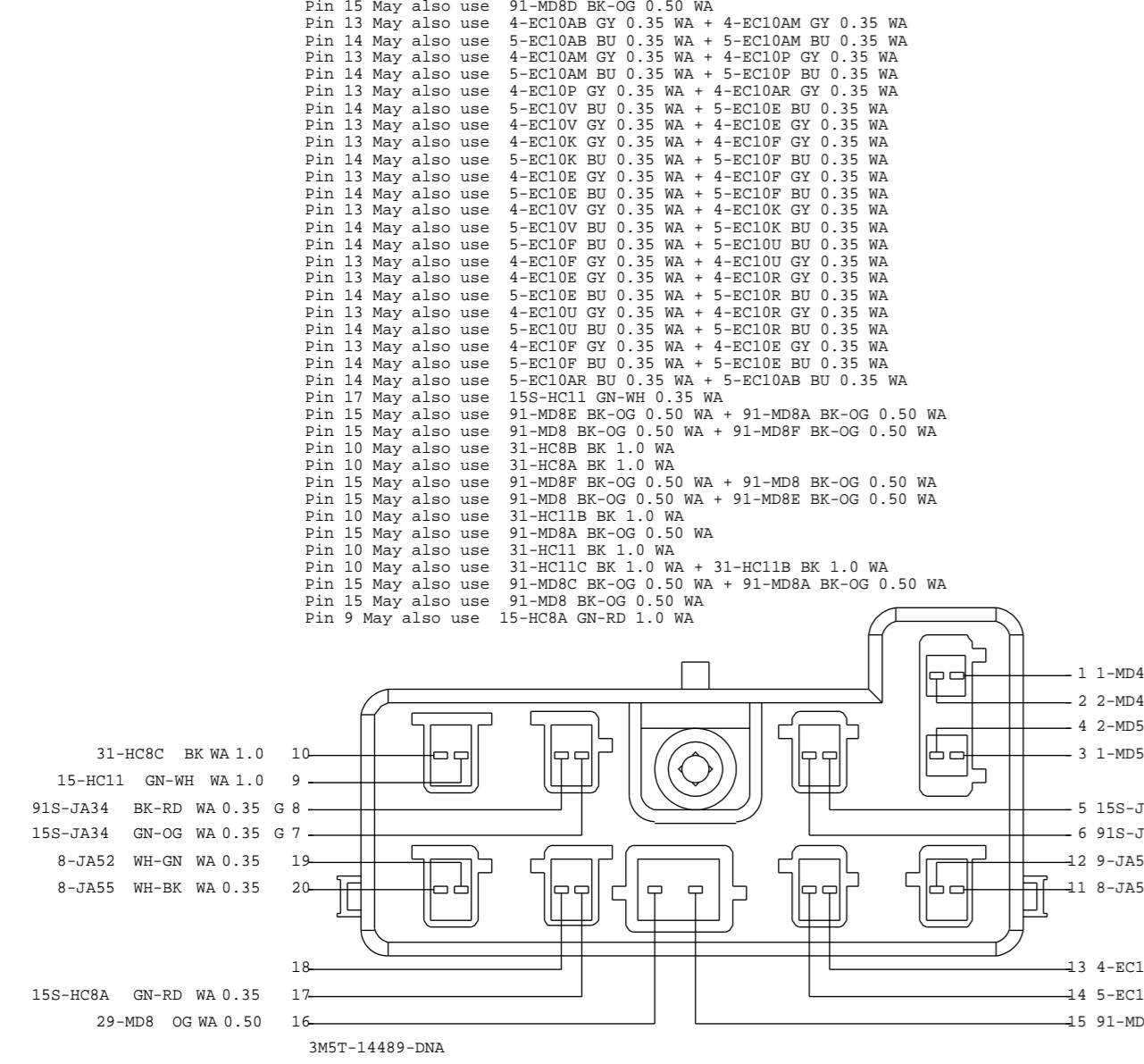


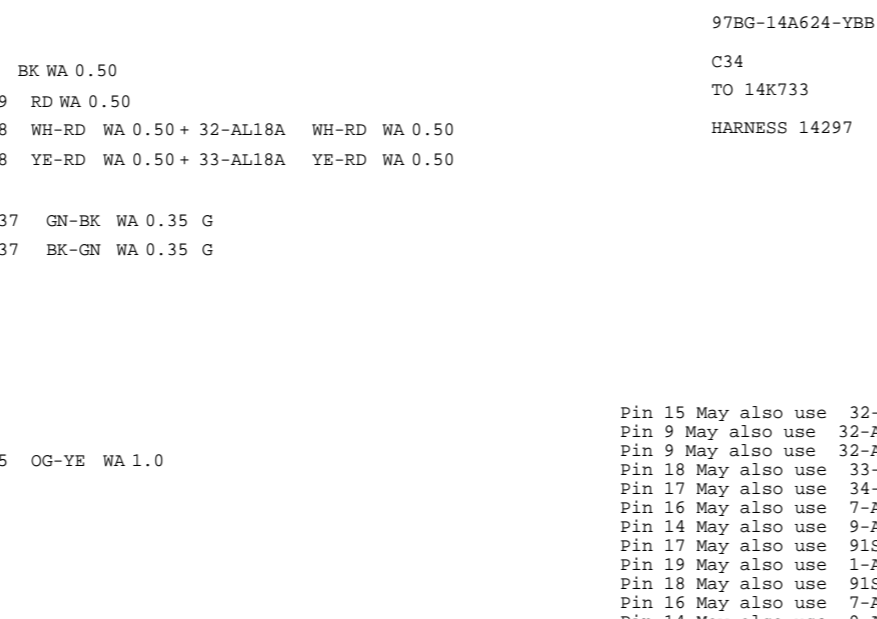
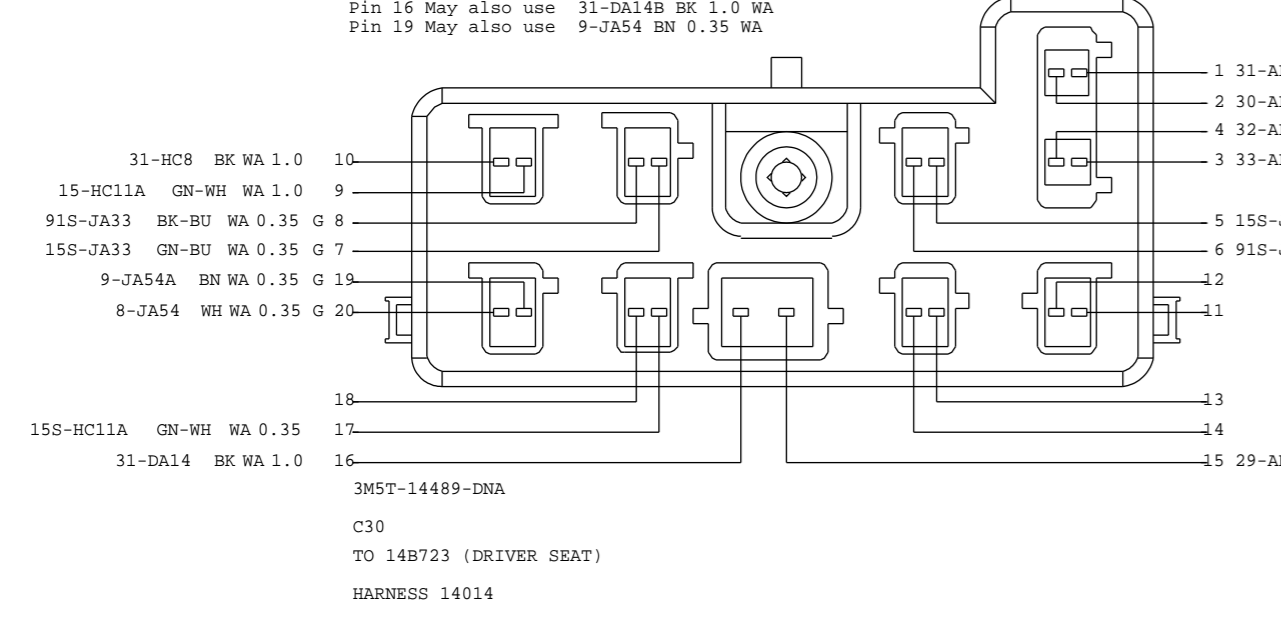
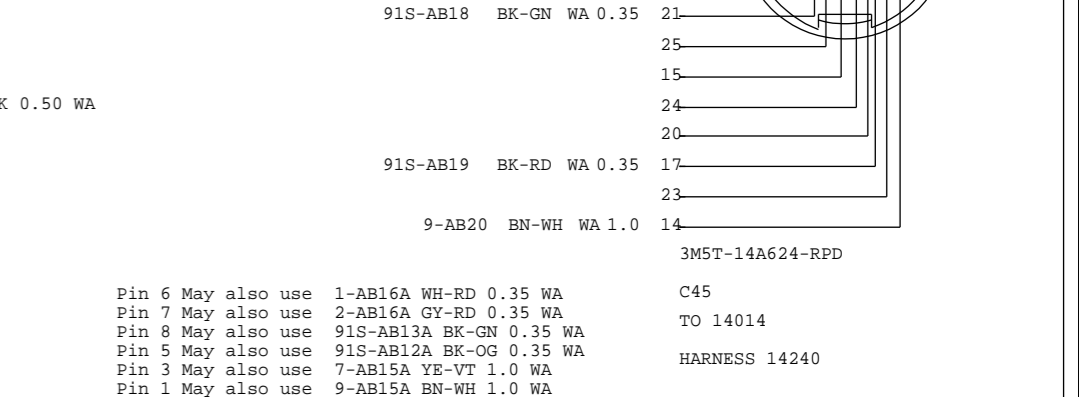
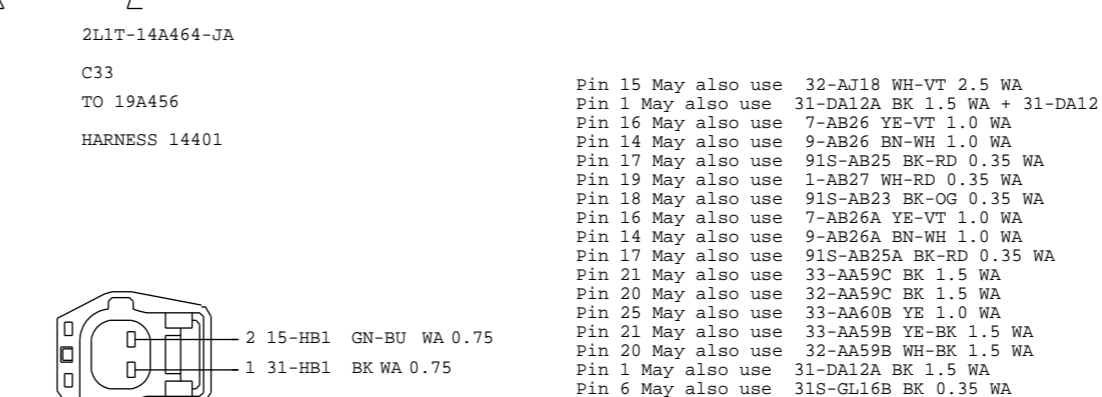
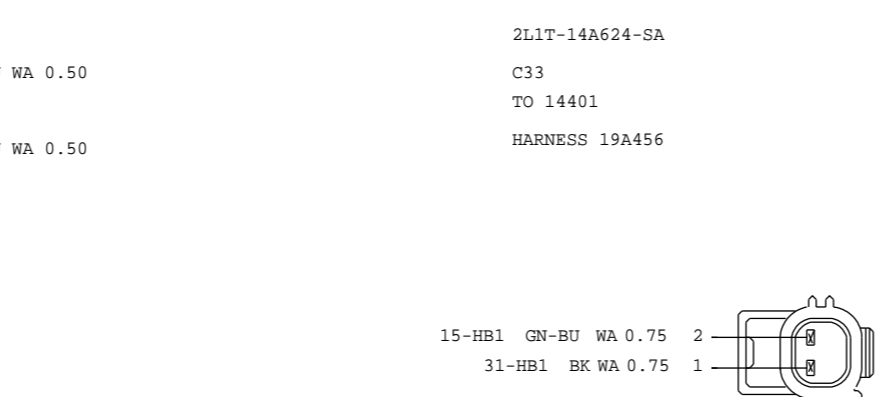
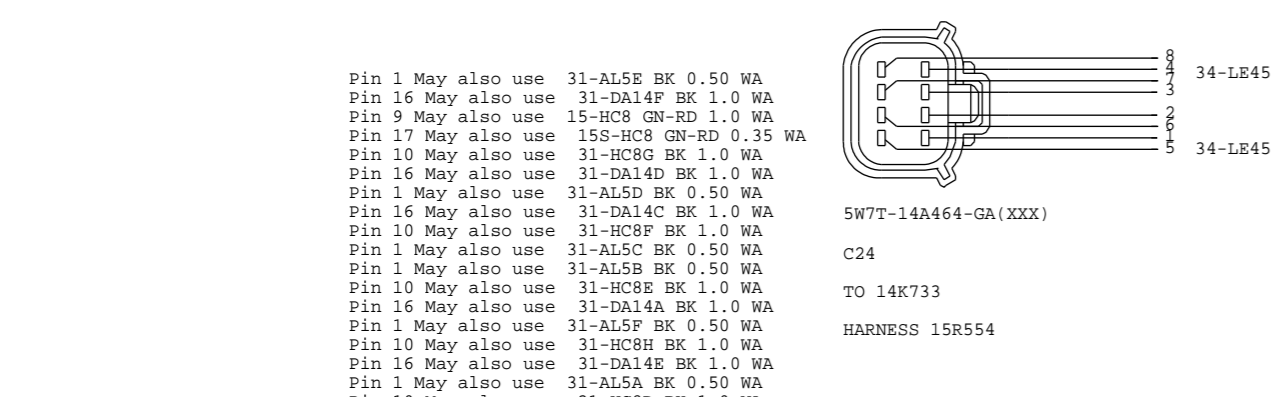
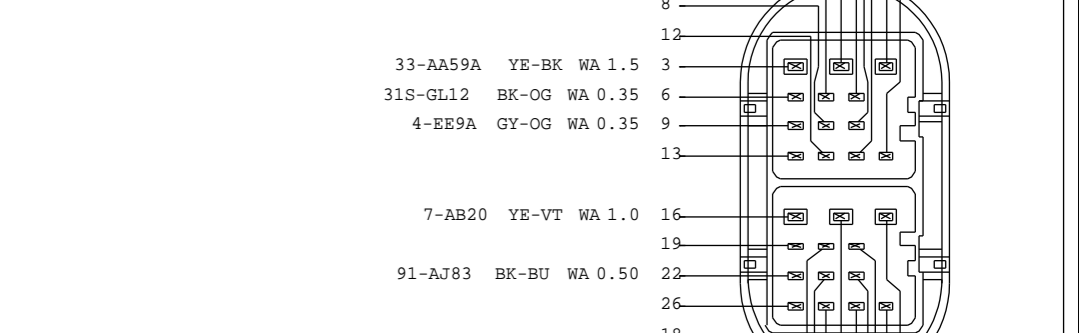
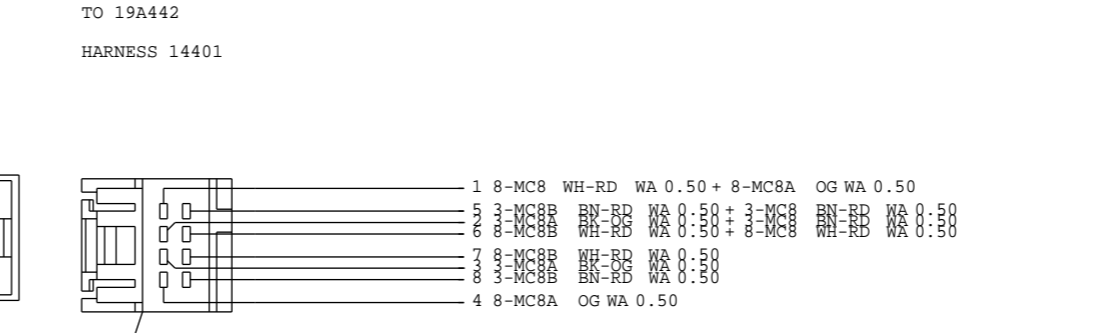

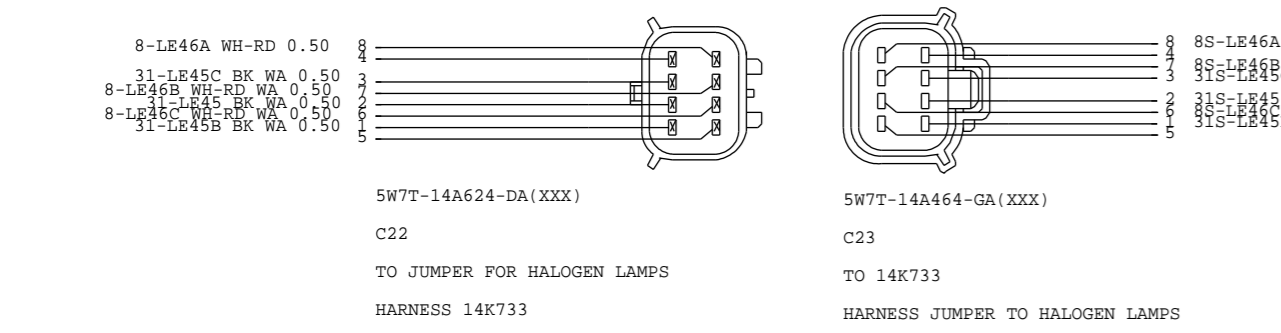
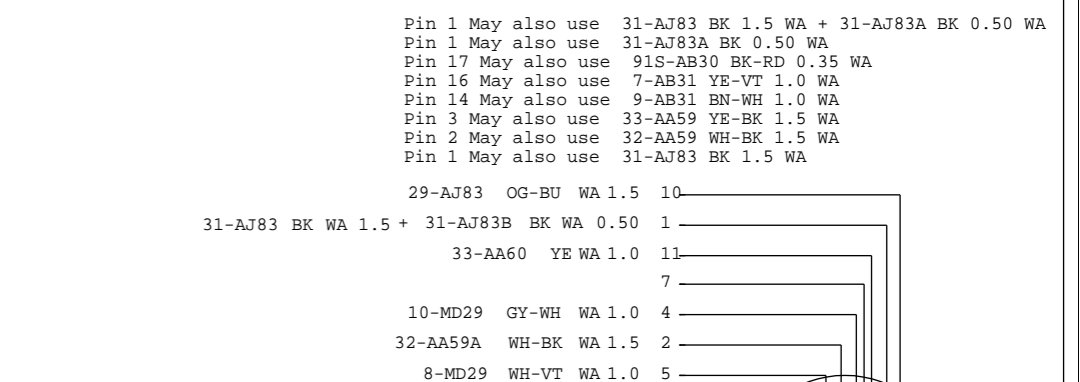
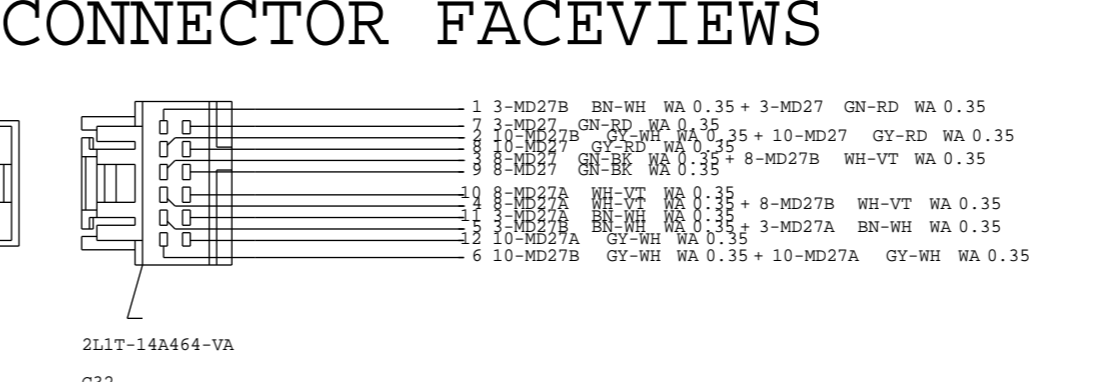

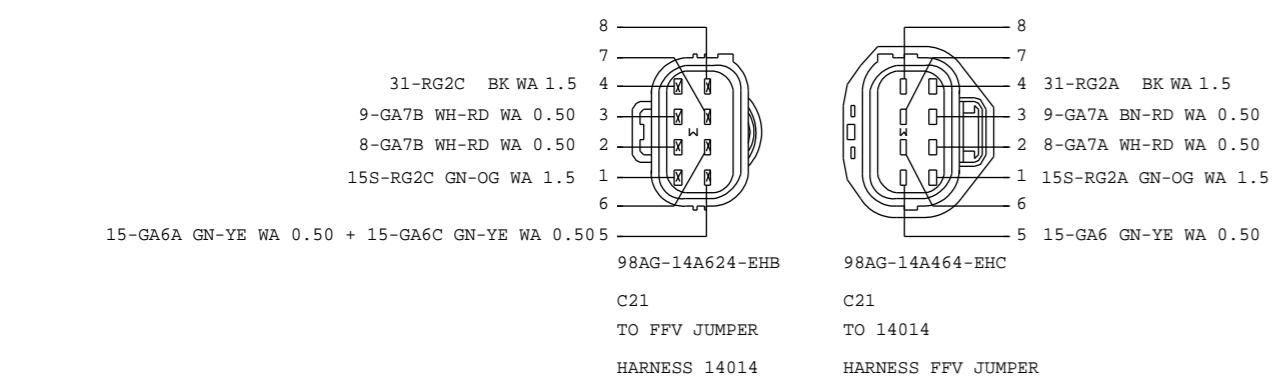


CLOCK
ONLY DISPLAY

A 1-8= C442
A 9-16= C443
B = C447
C = C448
E = C449


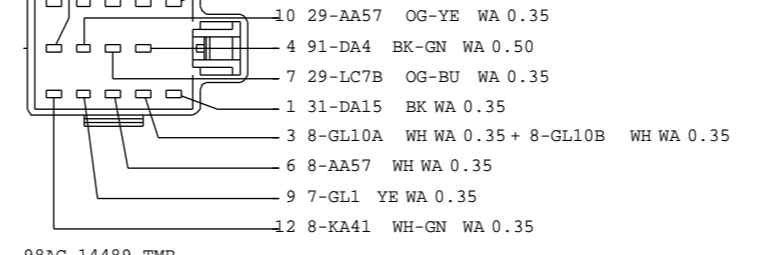
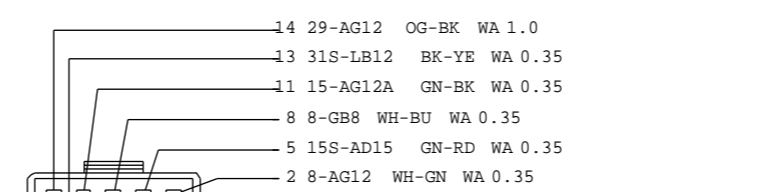
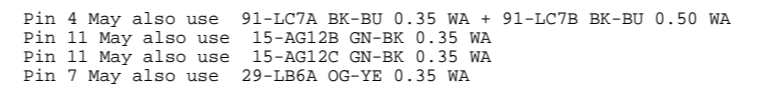

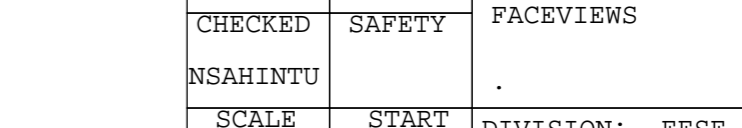
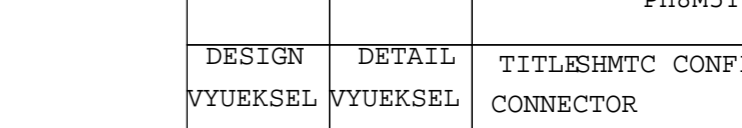
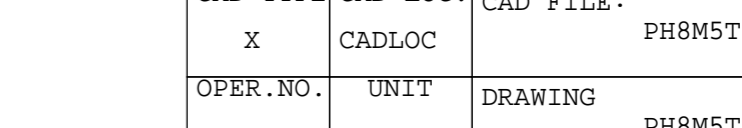
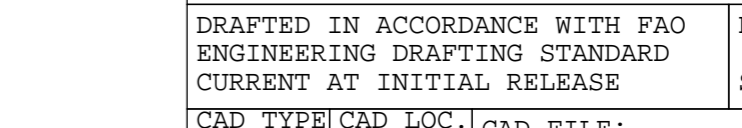
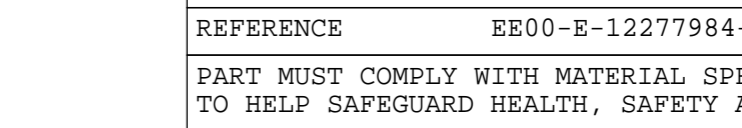
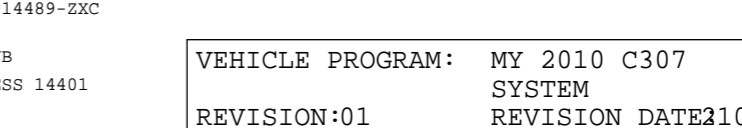
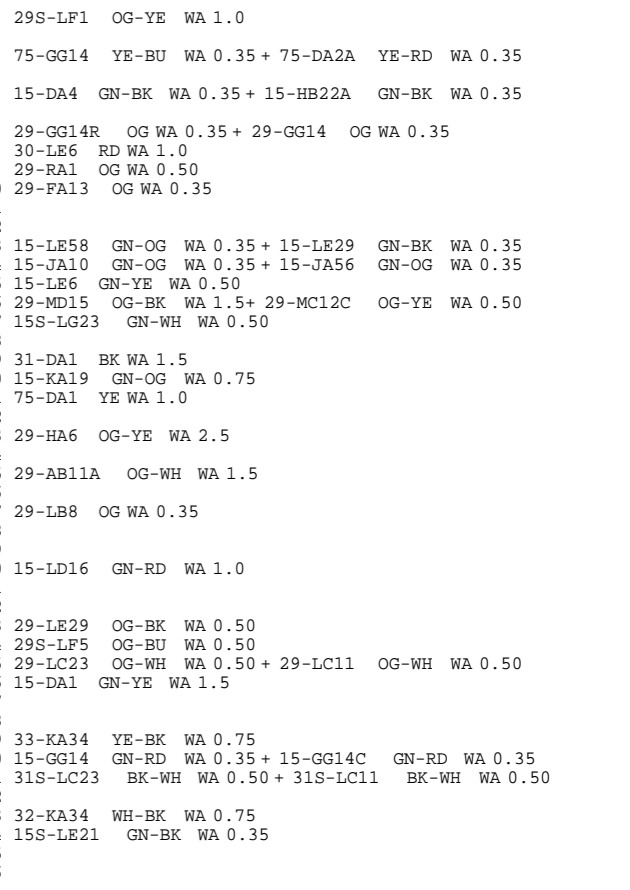
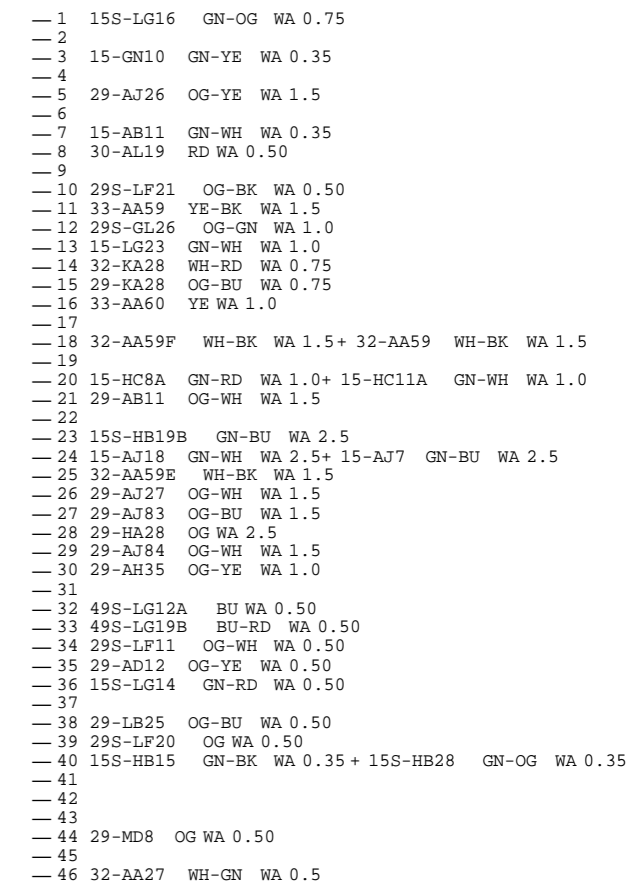
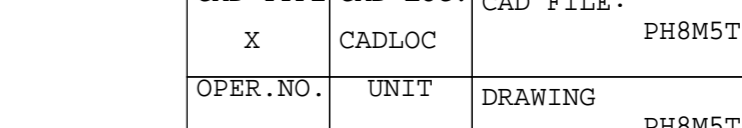
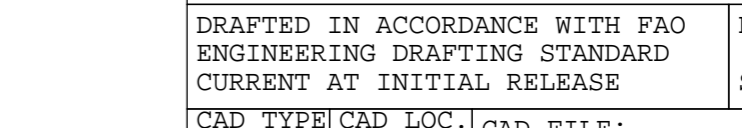
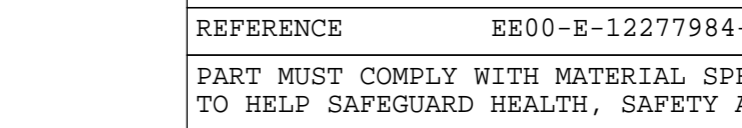
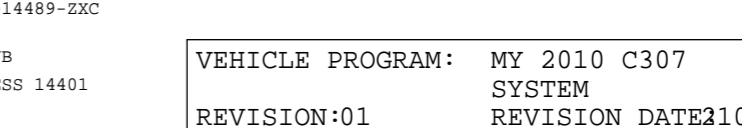
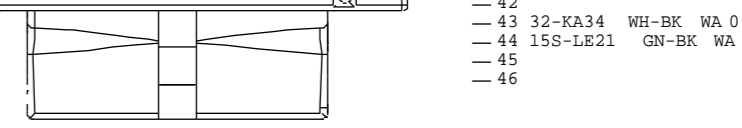
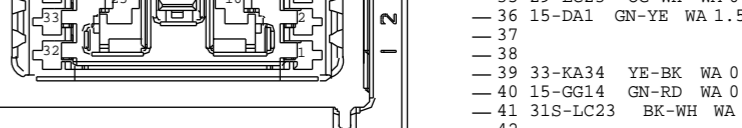
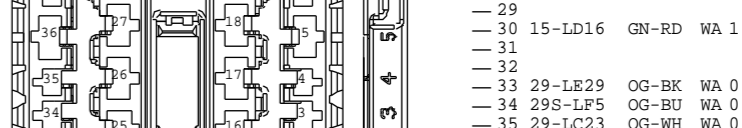
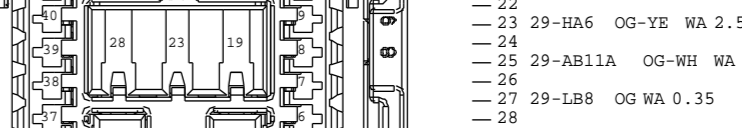
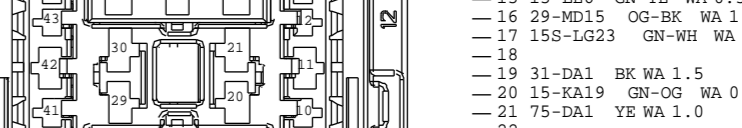
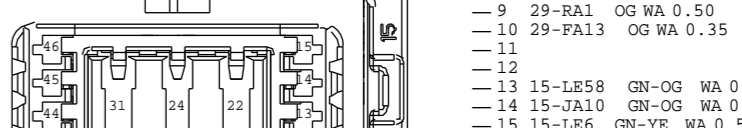
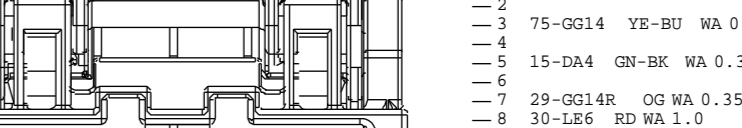
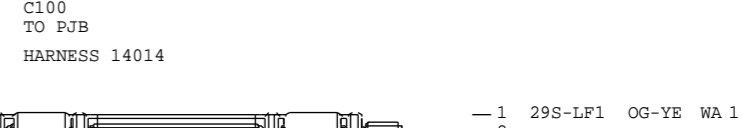
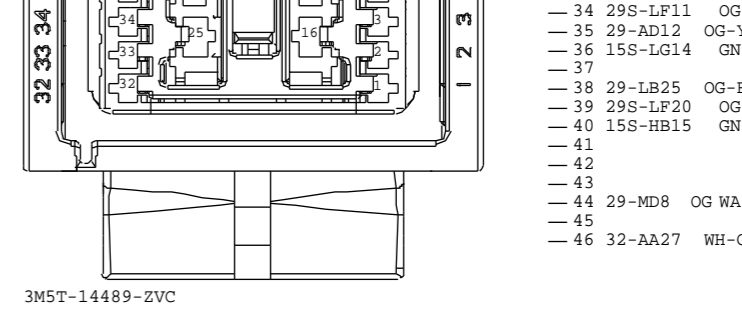
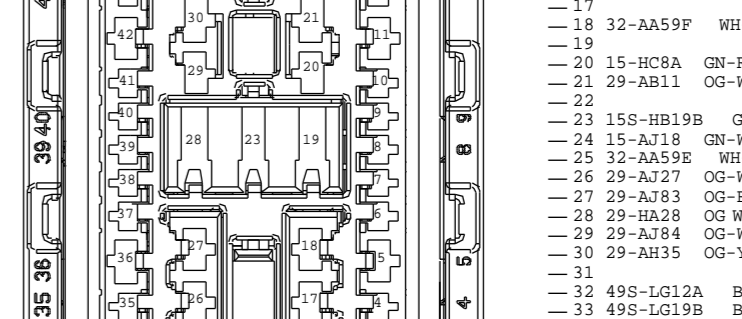
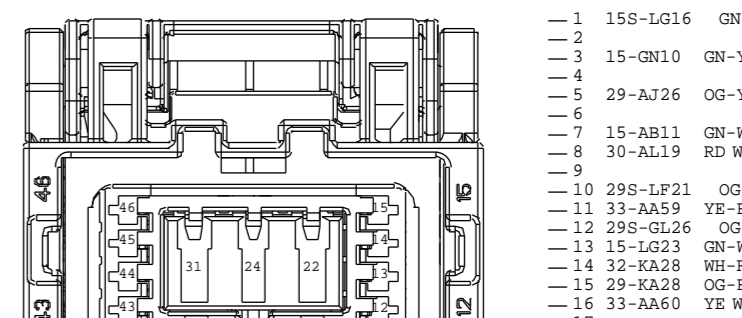
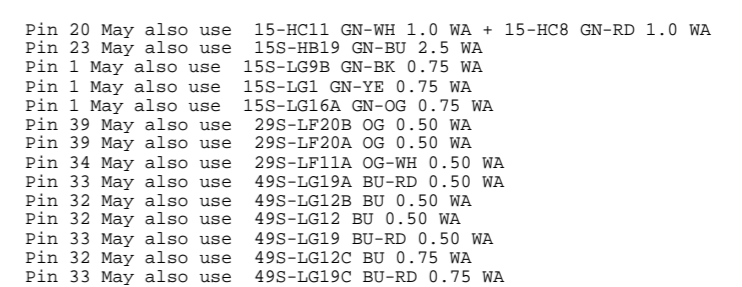

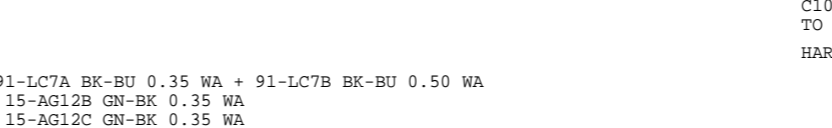
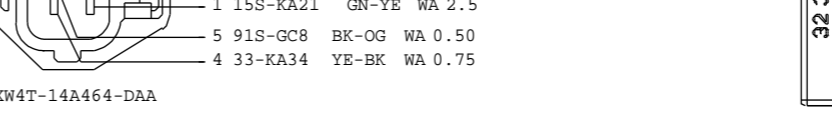
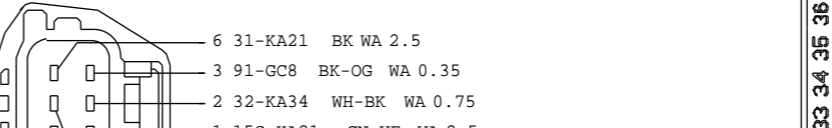
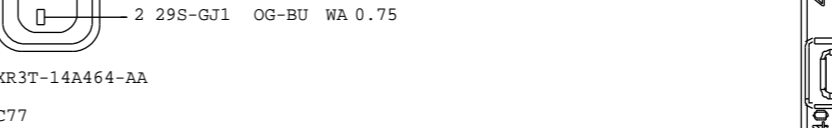
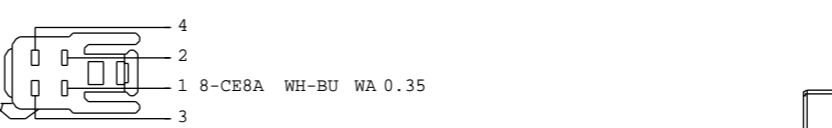
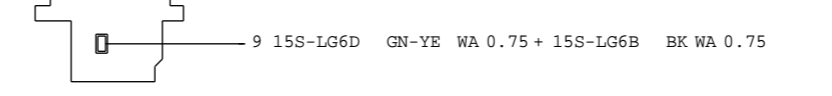
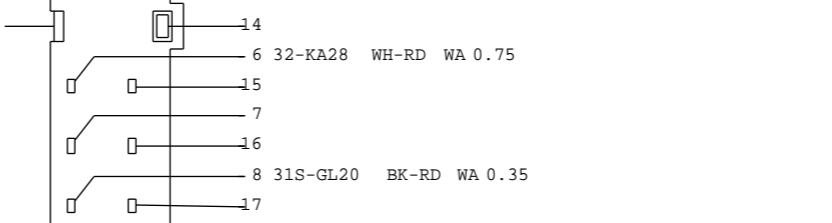
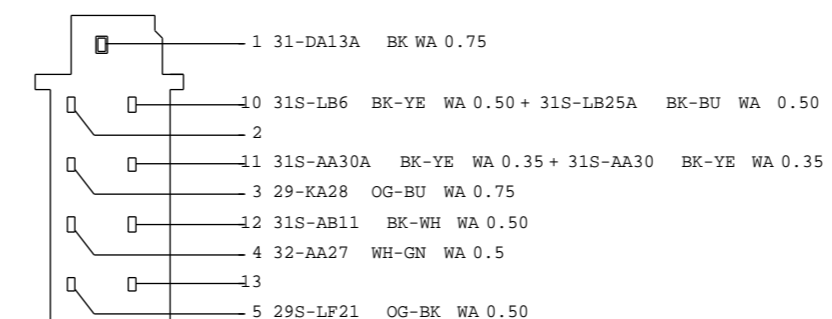
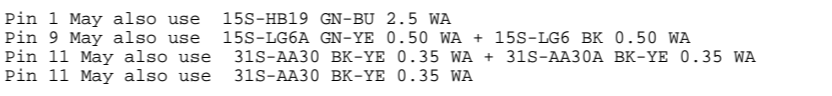

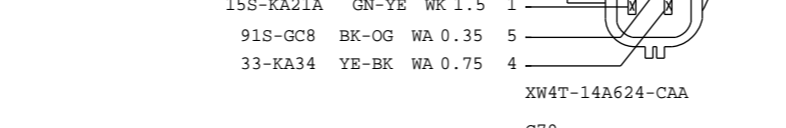
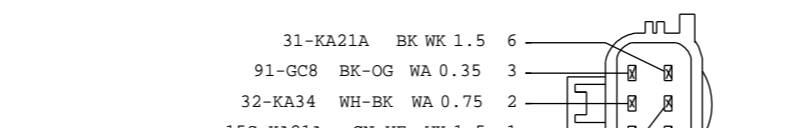
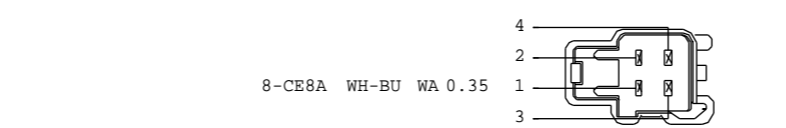
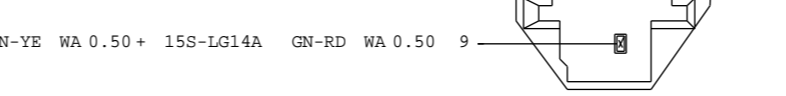
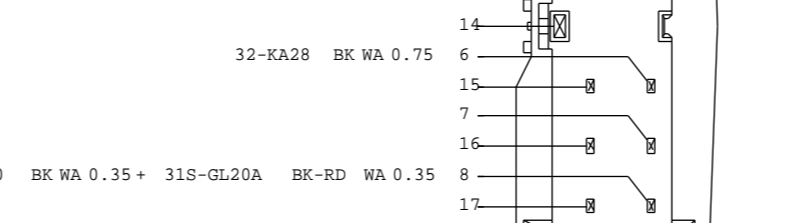
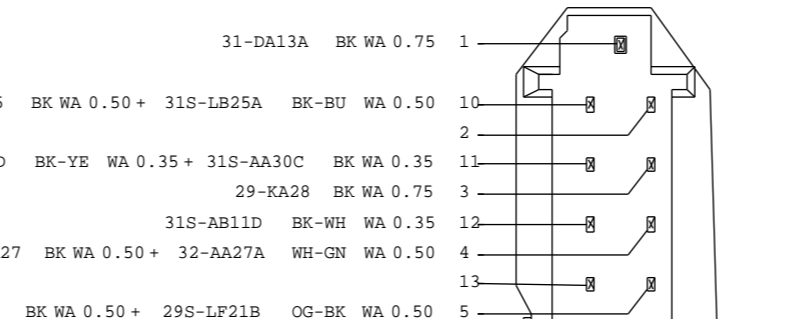
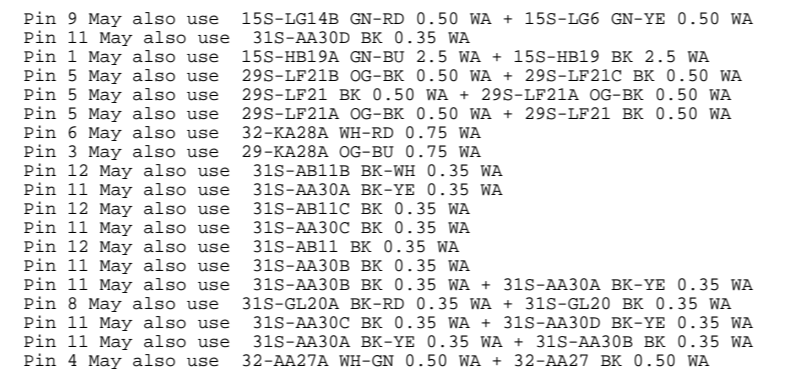
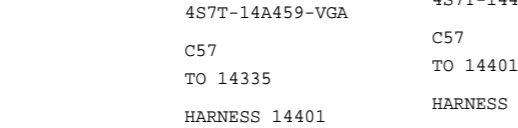
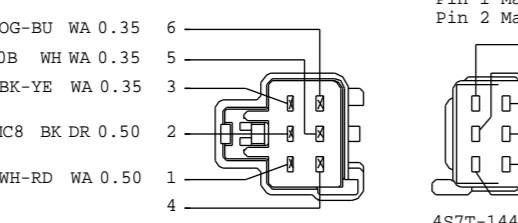
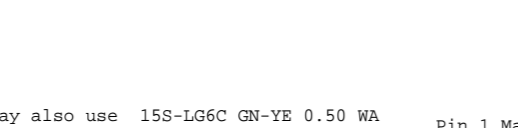
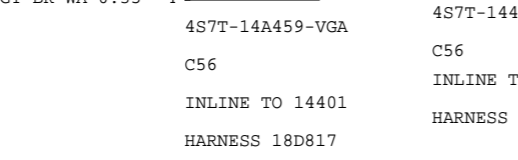
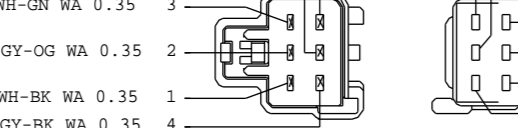
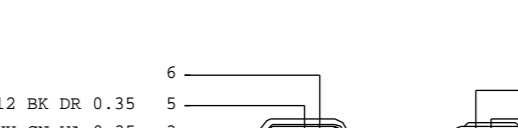
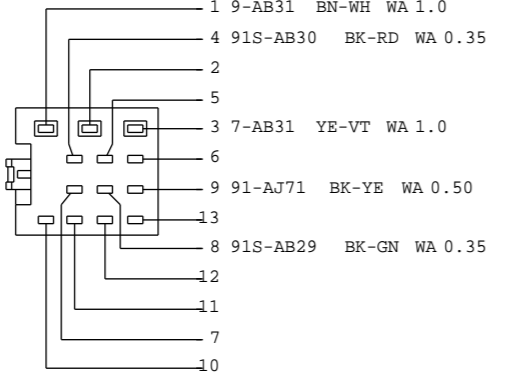
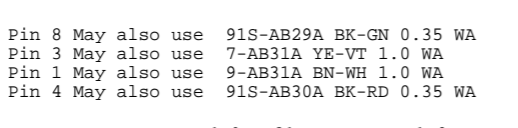
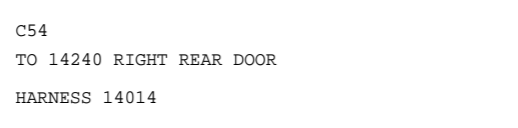
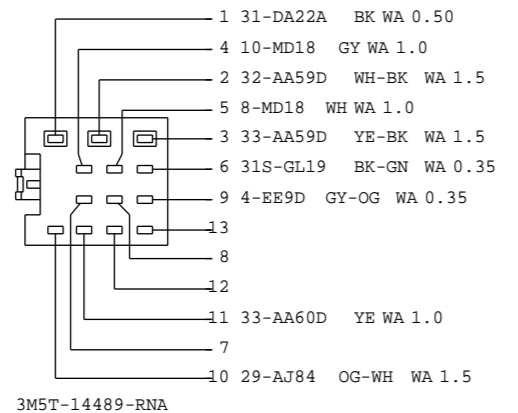
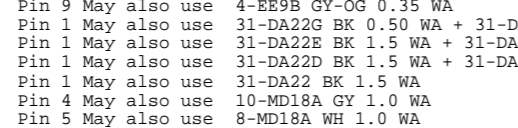
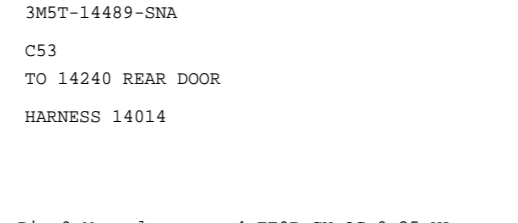
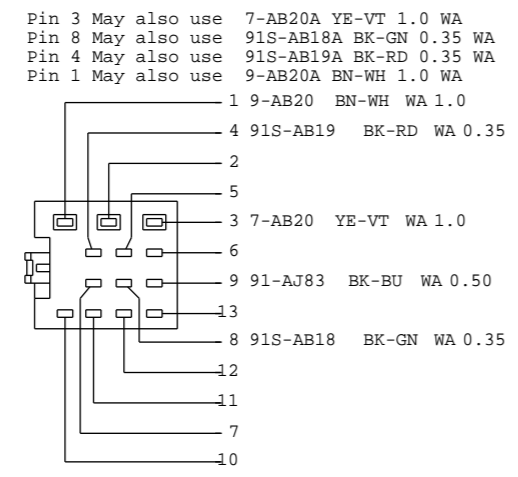

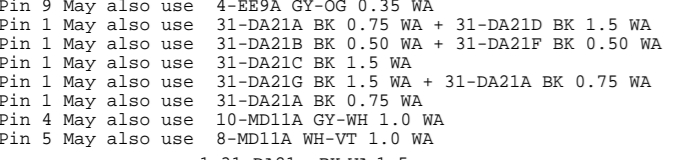
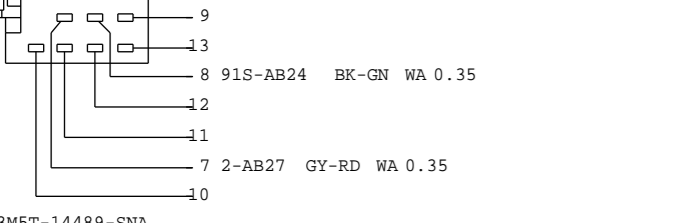
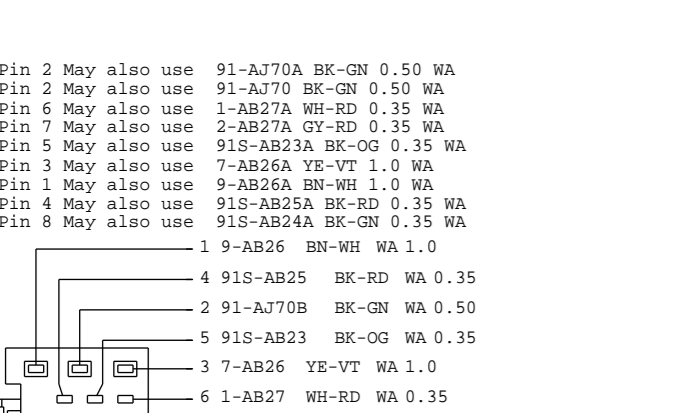
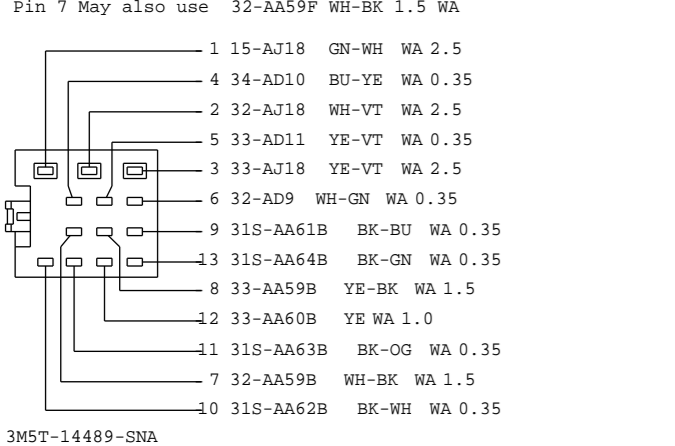


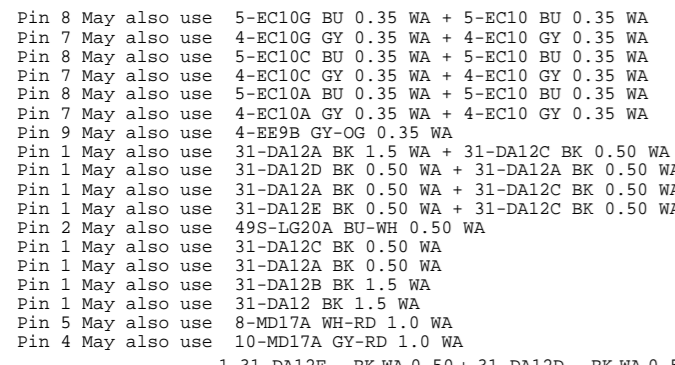
VEHICLE PROGRAM: MY 2010 C307			
REVISION:01		NAVIGATION SYSTEMS	
REFERENCE		REVISION DATE:10909	
PART MUST COMPLY WITH MATERIAL SPECIFICATION WSS-M99P9999-A1 TO HELP SAFEGUARD HEALTH, SAFETY AND THE ENVIRONMENT.			
DRAFTED IN ACCORDANCE WITH FAO ENGINEERING DRAFTING STANDARD CURRENT AT INITIAL RELEASE		DRWG STATUS: 11-5-2009_13:30	
CAD TYPE	CAD LOC.	CAD FILE:	DATA
X	CADLOC	PH8M5T-70477-AD	IS MASTER
OPER.NO.	UNIT	DRAWING	
		PH8M5T-70000-AD	
DESIGN	DETAIL	TITLE:SHMTC CONFIRURATION CONTR	SHT 111
VYUEKSEL	VYUEKSEL	<AUDIO SYSTEM RADIO	OF 132
CHECKED	SAFETY	HIGH NAVIGATION	RH
NSAHINTU		BEZEL ASSEMBLY>	SHOWN
SCALE	START DATE	DIVISION: EESE	Ford
01	100901	PLANT	

MY 2010 C307 CONNECTOR FACEVIEWS



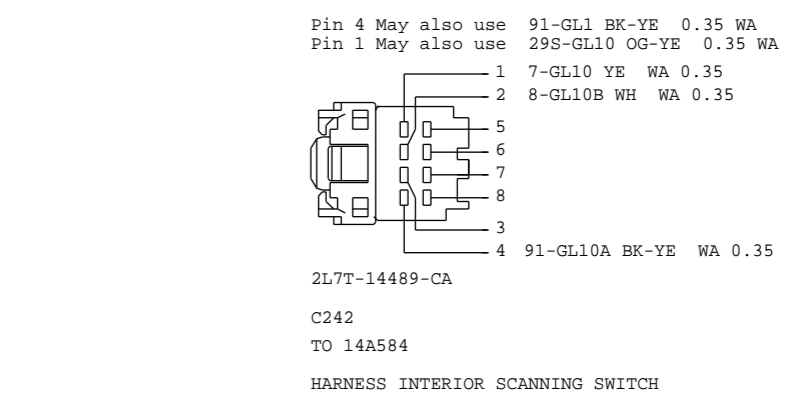
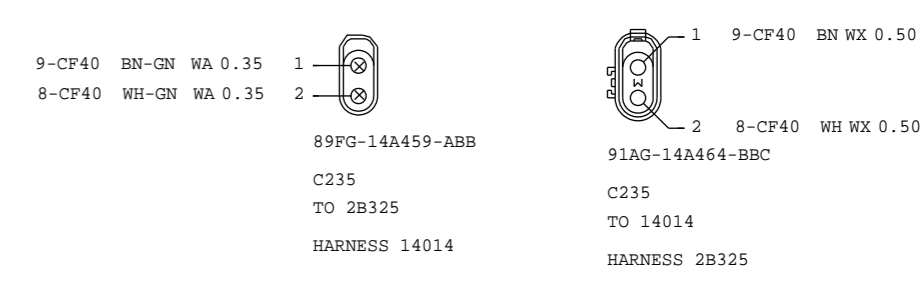
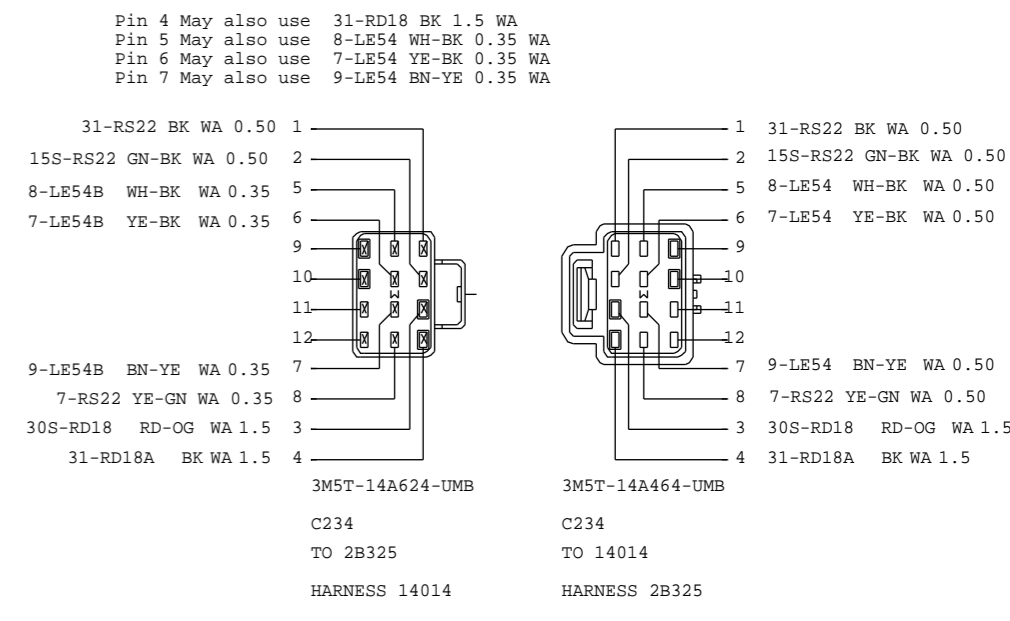
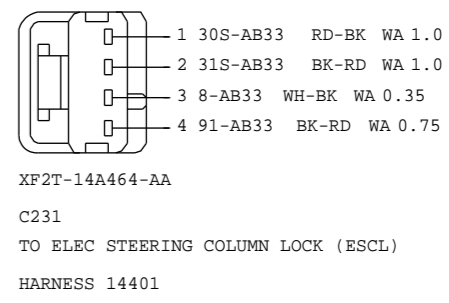
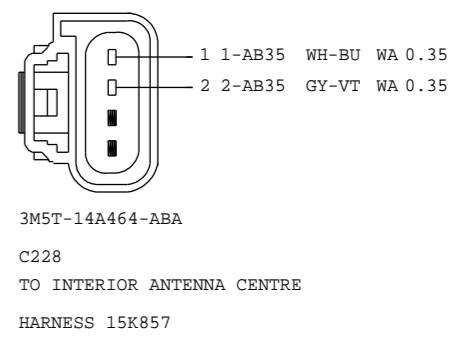
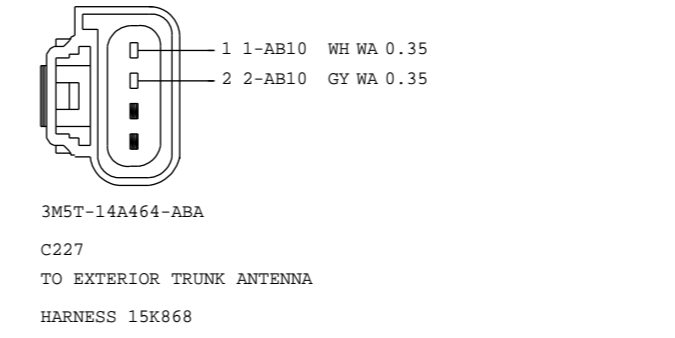
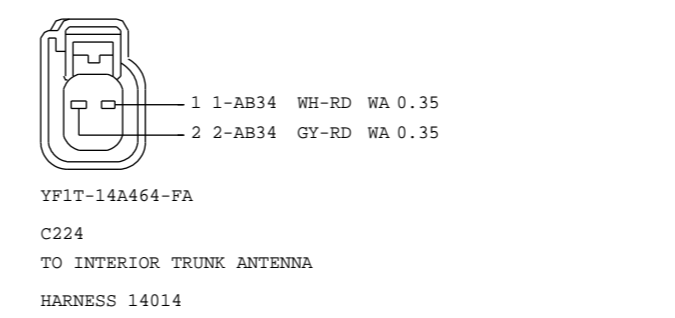
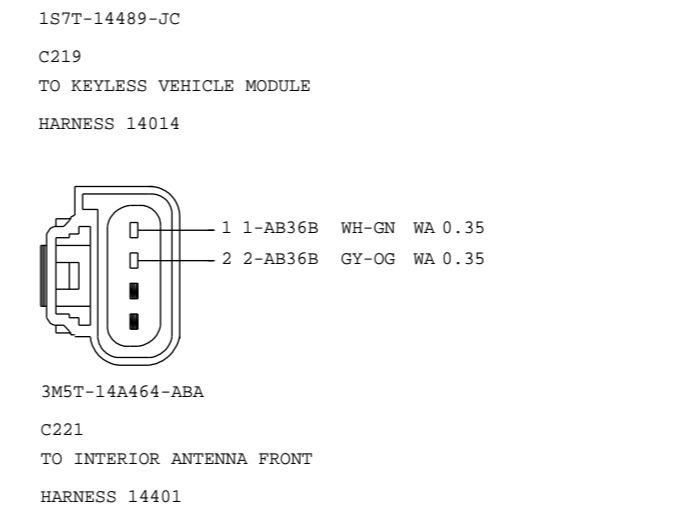
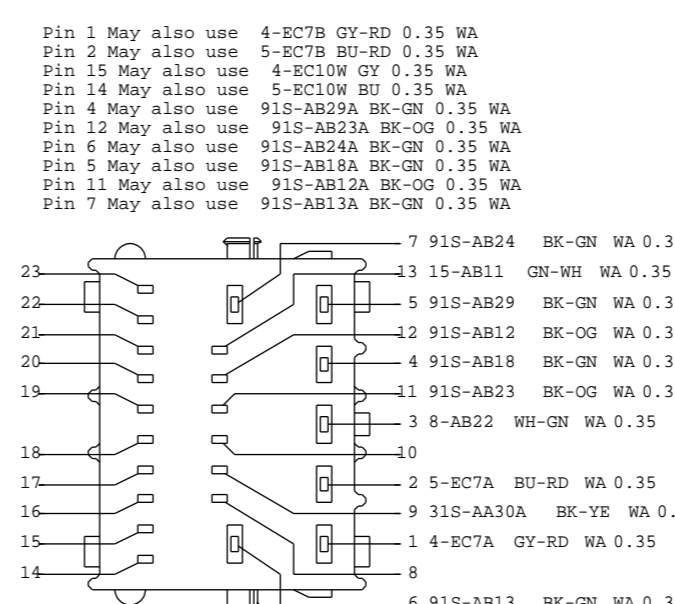
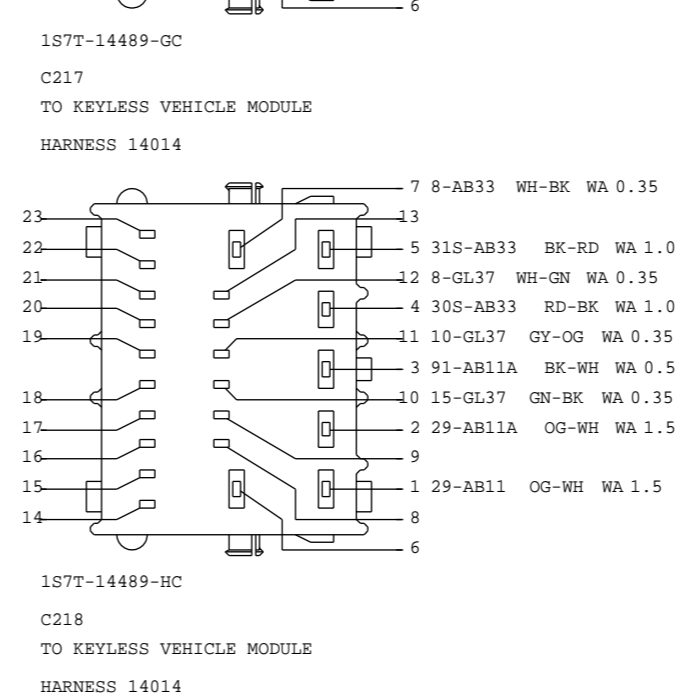
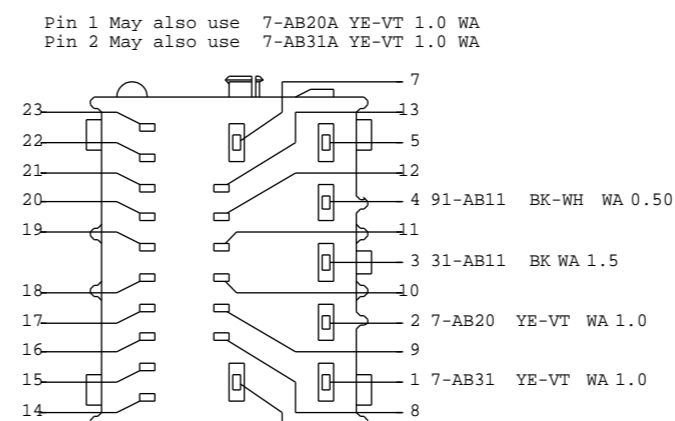
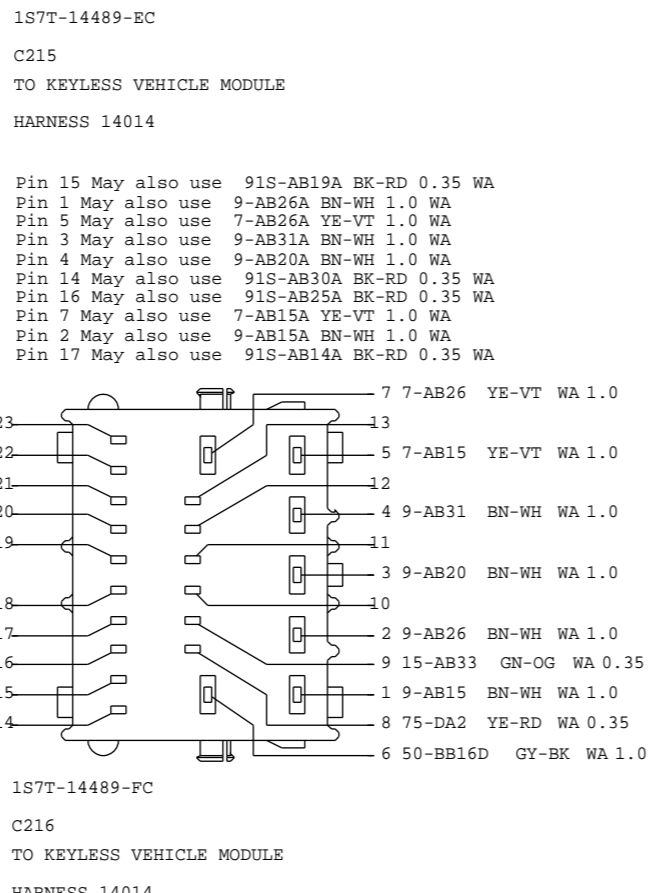
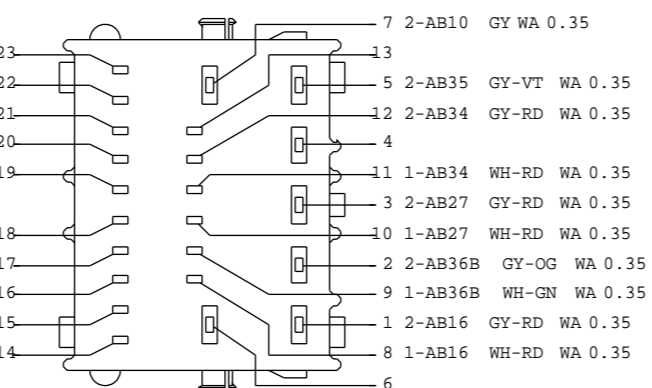
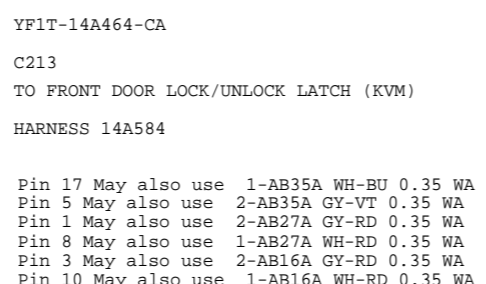
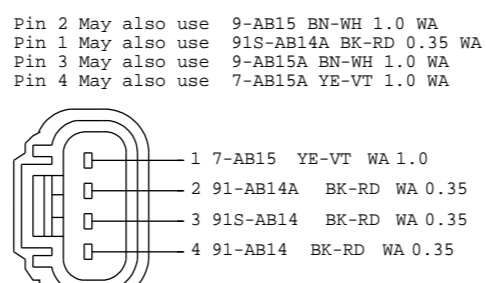
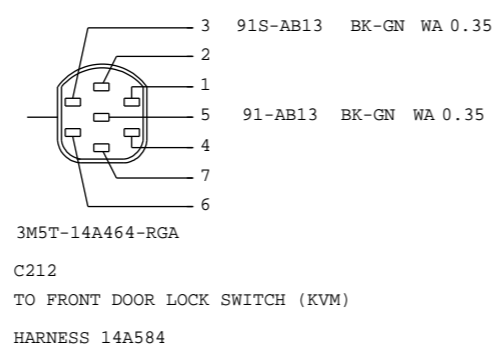
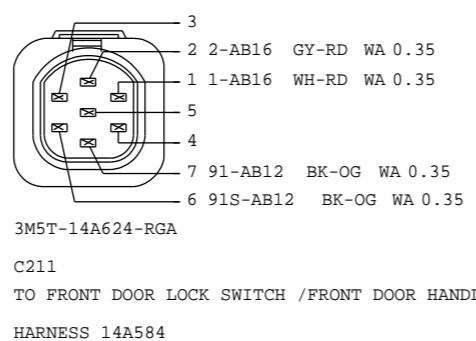
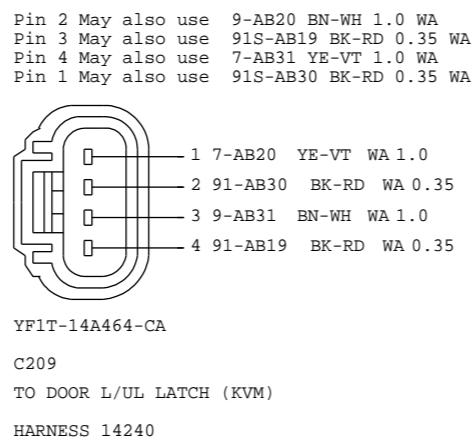
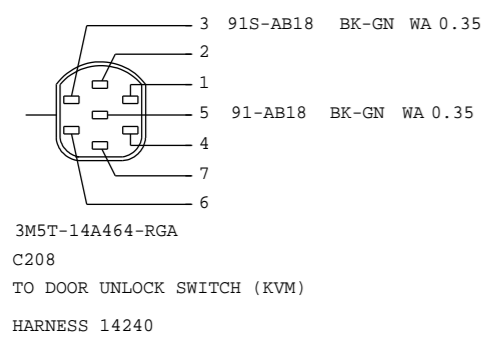
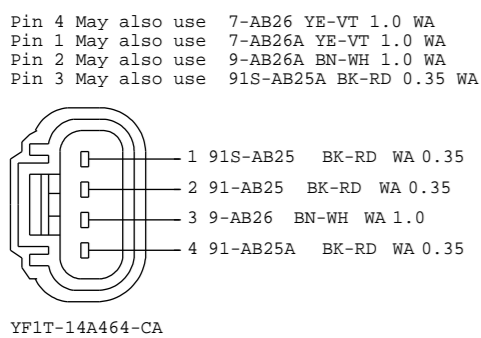
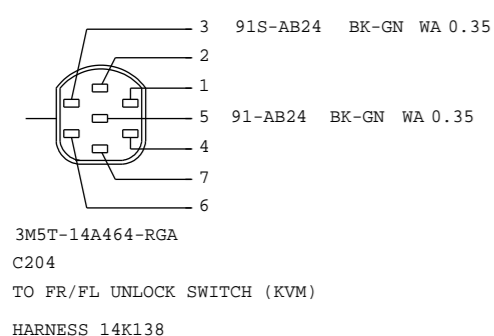
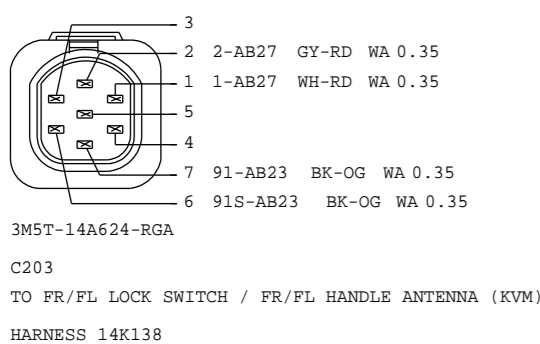
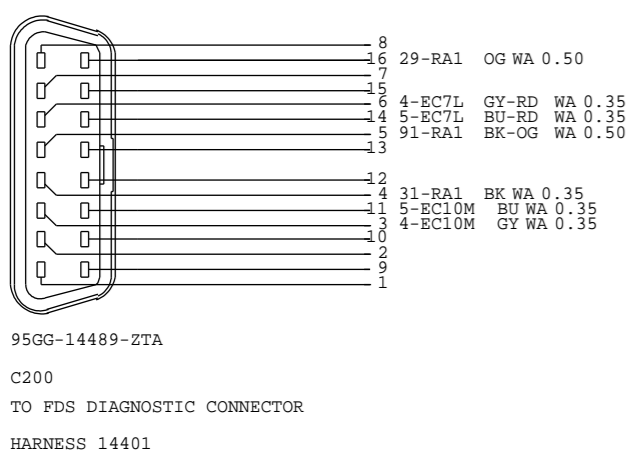
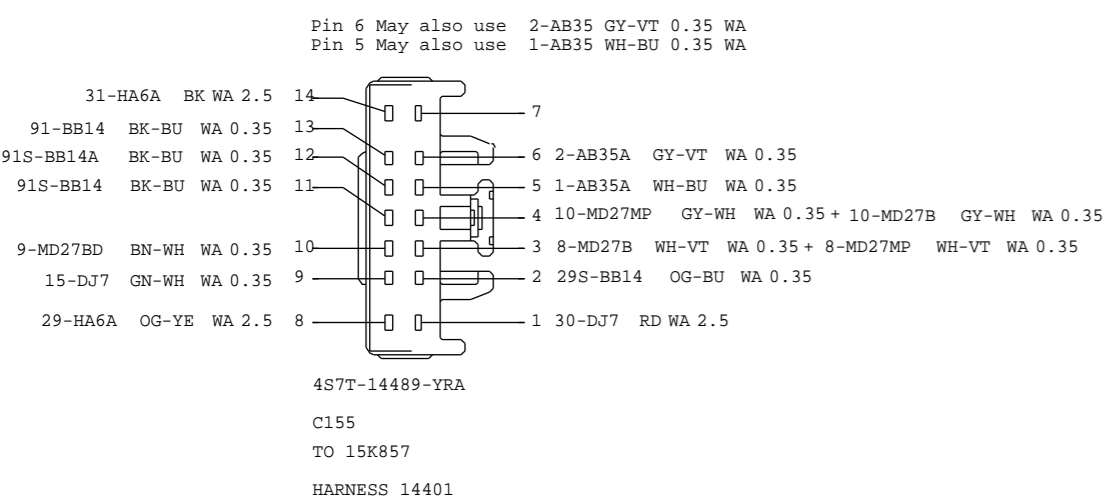
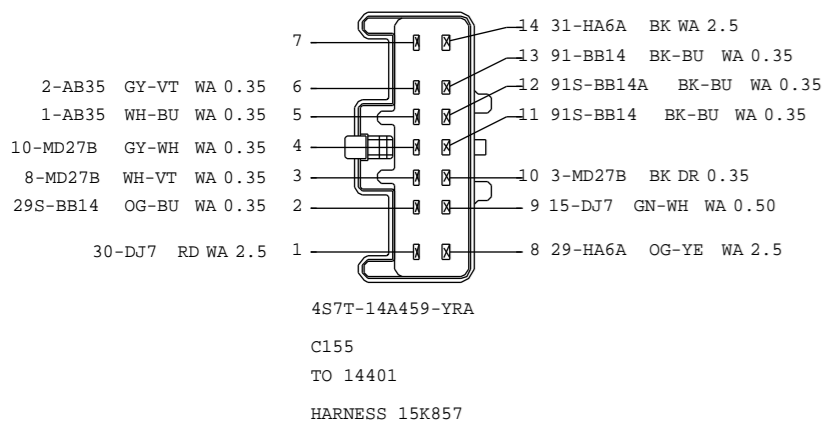
VEHICLE PROGRAM:		MY 2010 C307	
REVISION:01		SYSTEM	
REFERENCE		REVISION DATE:10909	
		EE00-E-12277984-000	
PART MUST COMPLY WITH MATERIAL SPECIFICATION WSS-M99P9999-A1 TO HELP SAFEGUARD HEALTH, SAFETY AND THE ENVIRONMENT.			
DRAFTED IN ACCORDANCE WITH FAO ENGINEERING DRAFTING STANDARD CURRENT AT INITIAL RELEASE		DRWG STATUS: SIZE: A2	
CAD TYPE	CAD LOC.	CAD FILE:	DATA
X	CADLOC	PH8M5T-70491-AD	IS MASTER
OPER. NO.	UNIT	DRAWING	
		PH8M5T-70000-AD	
DESIGN	DETAIL	TITLESHMTC CONFIRURATION CONTR	SHT 112
VYUEKSEL	VYUEKSEL	CONNECTOR	OF 132
CHECKED	SAFETY	FACEVIEWS	RH
NSAHINTU	.		SHOWN
SCALE	START DATE	DIVISION: EESE	Ford
01	100901	PLANT	

MY 2010 C307 CONNECTOR FACEVIEWS



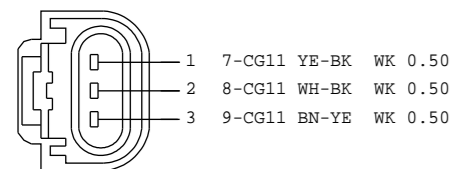
VEHICLE PROGRAM: MY 2010 C307		SYSTEM	
REVISION:01		REVISION DATE:10909	
REFERENCE		EE00-E-12277984-000	
PART MUST COMPLY WITH MATERIAL SPECIFICATION WSS-M99P9999-A1 TO HELP SAFEGUARD HEALTH, SAFETY AND THE ENVIRONMENT.			
DRAFTED IN ACCORDANCE WITH FAO ENGINEERING DRAFTING STANDARD CURRENT AT INITIAL RELEASE		DRWG STATUS: SIZE: A2	
CAD TYPE	CAD LOC.	CAD FILE:	DATA
X	CADLOC	PH8M5T-70491-BD	IS MASTER
OPER. NO.	UNIT	DRAWING	
		PH8M5T-7000-AD	
DESIGN	DETAIL	TITLESHMTC CONFIRURATION CONTR	SHT 113
VYUEKSEL	VYUEKSEL	CONNECTOR	OF 132
CHECKED	SAFETY	FACEVIEWS	RH
NSAHINTU	.		SHOWN
SCALE	START DATE	DIVISION: EESE	Ford
01	100901	PLANT	

MY 2010 C307 CONNECTOR FACEVIEWS

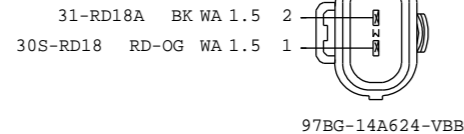


VEHICLE PROGRAM: MY 2010 C307			
SYSTEM			
REVISION:01		REVISION DATE:10909	
REFERENCE EE00-E-12277984-000			
PART MUST COMPLY WITH MATERIAL SPECIFICATION WSS-M99P9999-A1 TO HELP SAFEGUARD HEALTH, SAFETY AND THE ENVIRONMENT.			
DRAFTED IN ACCORDANCE WITH FAO ENGINEERING DRAFTING STANDARD CURRENT AT INITIAL RELEASE		DRWG STATUS: 9-18-2009_13:34	
CAD TYPE	CAD LOC.	CAD FILE:	DATA
X	CADLOC	PH8M5T-70491-DD	IS MASTER
OPER.NO.	UNIT	DRAWING	
		PH8M5T-70000-AD	
DESIGN	DETAIL	TITLESHTC CONFIRURATION CONTR	SHT 115
VYUEKSEL	VYUEKSEL	CONNECTOR	OF 132
CHECKED	SAFETY	FACEVIEWS	RH
NSAHINTU	.		SHOWN
SCALE	START DATE	DIVISION: EESE	Ford
01	100901	PLANT	

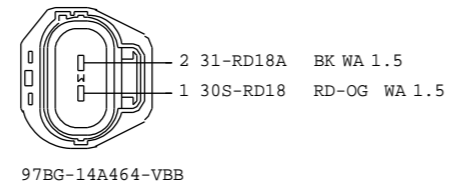
MY 2010 C307 CONNECTOR FACEVIEWS



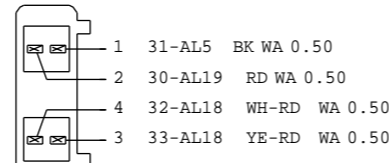
5F2T-14A464-DA
C250
TO VACUUM SENSOR
HARNESS 14K733



31-RD18A BK WA 1.5
30S-RD18 RD-OG WA 1.5
97BG-14A624-VBB
C309
TO 2B325
HARNESS 14B564

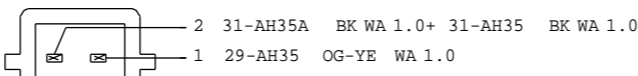


31-RD18A BK WA 1.5
1 30S-RD18 RD-OG WA 1.5
97BG-14A464-VBB
C309
TO 14B564
HARNESS 2B325

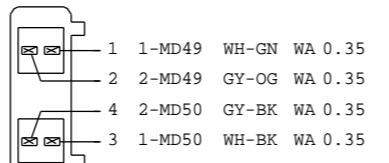


1S7T-14A459-GB
C330
TO 14014
HARNESS 14N118

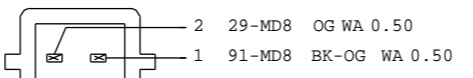
Pin 2 May also use 31-DA14 BK 1.0 WA
Pin 1 May also use 29-AH35A OG-YE 1.0 WA



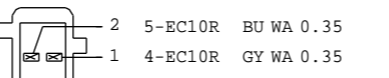
1S7T-14A459-FC
C336
TO 14014
HARNESS 14B723



1S7T-14A459-GB
C340
TO 14014
HARNESS 14B723

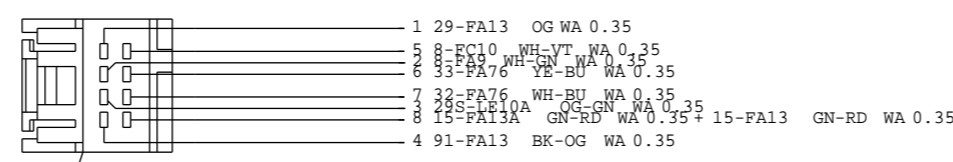


1S7T-14A459-FC
C346
TO 14014
HARNESS 14B723

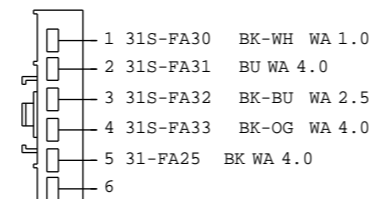


1S7T-14A459-EC
C348
TO 14014
HARNESS 14B723

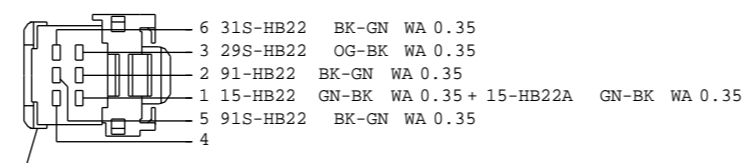
Pin 8 May also use 15-FA13 GN-RD 0.35 WA + 15-FA13A GN-RD 0.35 WA
Pin 7 May also use 32-FA76A WH-BU 0.35 WA
Pin 6 May also use 33-FA76A YE-BU 0.35 WA



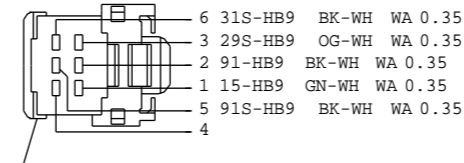
2L1T-14A464-JA
C378
TO HEATING CONTROL HEAD
HARNESS 14401



3M5T-14489-KEA
C380
TO HEATING CONTROL HEAD (HEATER BLOWER SWITCH)
HARNESS 14401

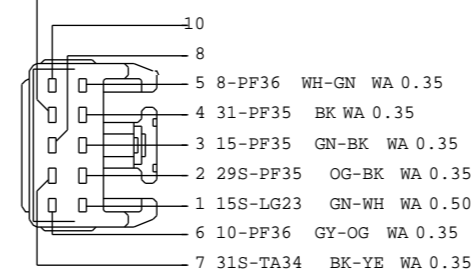


4S7T-14489-DA
C381
TO HEATED BACKLITE SWITCH
HARNESS 14401



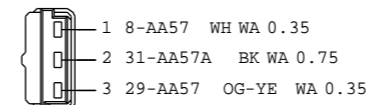
4S7T-14489-EA
C382
TO HEATED WINDSHIELD SWITCH
HARNESS 14401

Pin 7 May also use 91S-AB6A BK-RD 0.35 WA



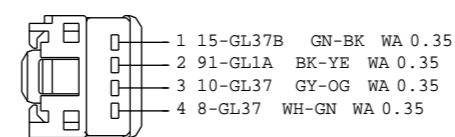
4S7T-14489-VJA
C383
TO GEAR SHIFR MODULE (CFT)
HARNESS 14401

Pin 2 May also use 31-AA57 BK 0.75 WA

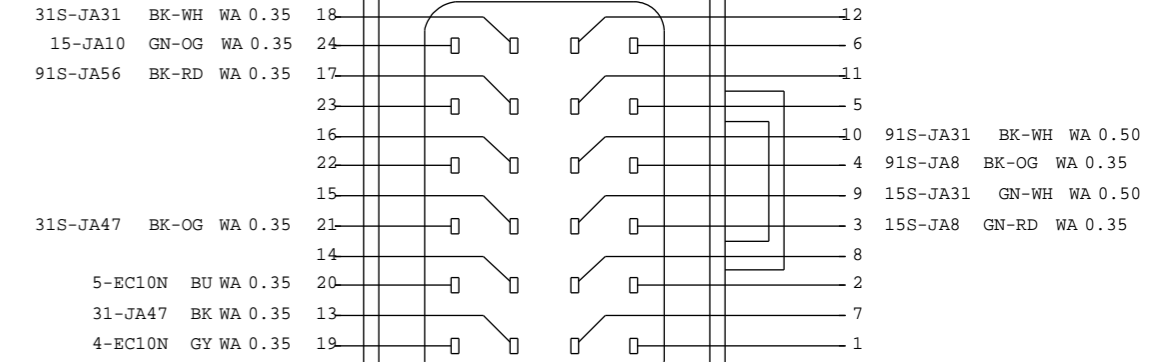


3M5T-14489-CCB
C390
TO REMOTE RF RECEIVER
HARNESS 14335

Pin 3 May also use 10-GL37A GY-OG 0.35 WA
Pin 4 May also use 8-GL37A WH-GN 0.35 WA
Pin 2 May also use 91-GL1 BK-YE 0.35 WA
Pin 1 May also use 15-GL37 GN-BK 0.35 WA

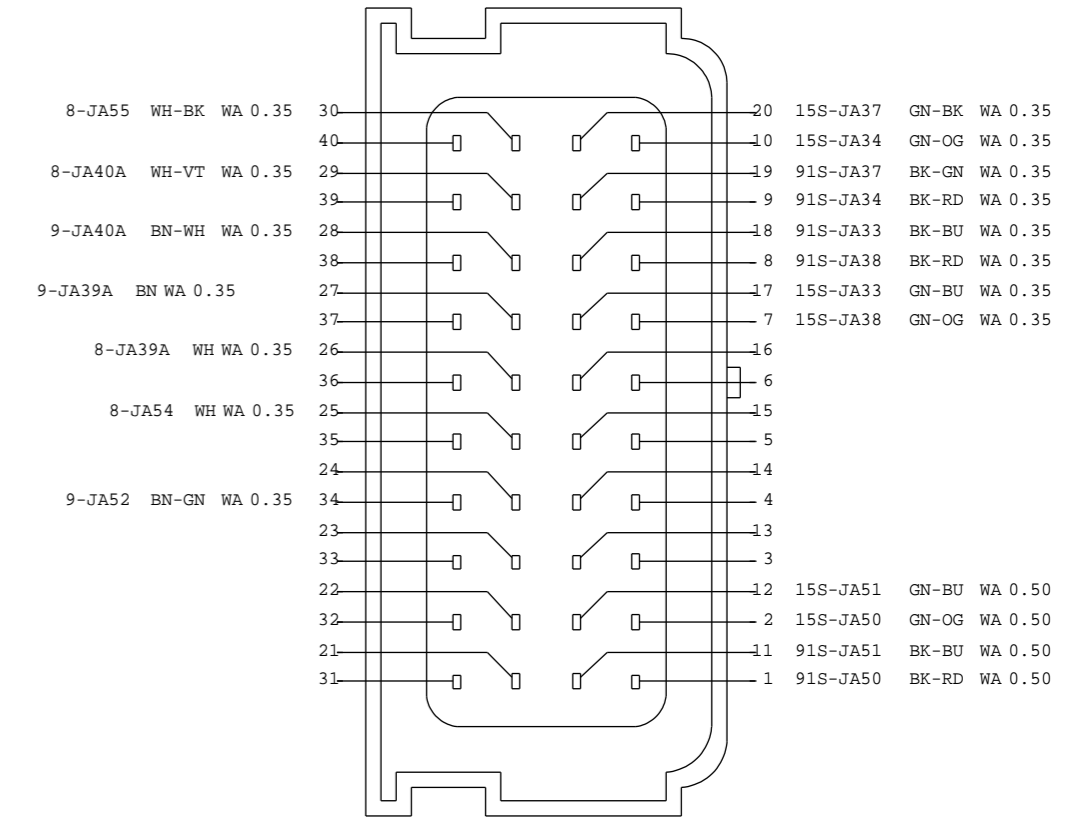


1L2T-14489-GB
C391
TO PATS RF MODULE
HARNESS 14401



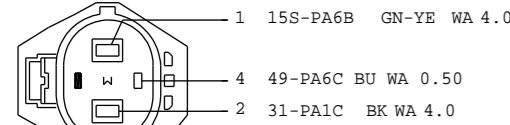
2S6T-14A464-UB(XXX)
C426
TO ADVANCED RESTRAINTS (AIRBAG) MODULE
HARNESS 14401

Pin 34 May also use 9-JA54A BN 0.35 WA
Pin 29 May also use 8-JA40 WH-VT 0.35 WA
Pin 28 May also use 9-JA40 BN-WH 0.35 WA
Pin 27 May also use 9-JA39 BN 0.35 WA
Pin 26 May also use 8-JA39 WH 0.35 WA

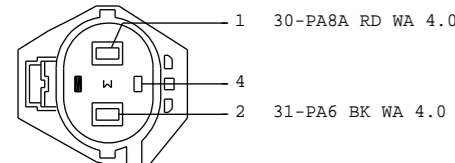


4M5T-14A464-APA(XXX)
C429
TO ADVANCED RESTRAINTS (AIRBAG) MODULE
HARNESS 14014

Pin 1 May also use 15S-PA6A GN-YE 4.0 WA
Pin 4 May also use 49-PA6 BU 0.50 WA
Pin 2 May also use 31-PA1 BK 4.0 WA

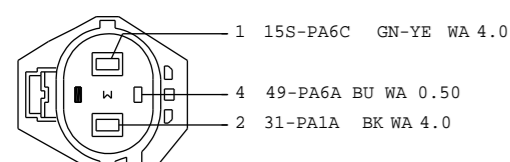


3M5T-14A464-NCB
C281
TO COOLING FAN MODULE
HARNESS 14K733



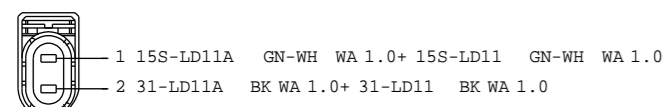
3M5T-14A464-NCB
C281
TO SINGLE SPEED COOLING FAN (SIGMA ONLY)
HARNESS 8C290

Pin 1 May also use 15S-PA6 GN-YE 4.0 WA

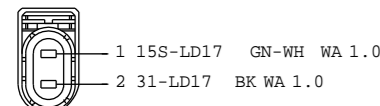


3M5T-14A464-NCB
C282
TO COOLING FAN MODULE
HARNESS 14K733

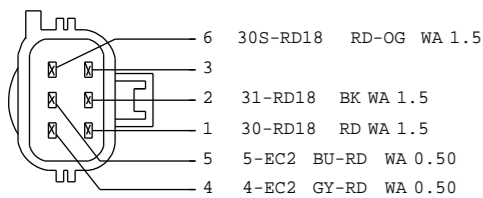
Pin 2 May also use 31-LD11 BK 1.0 WA



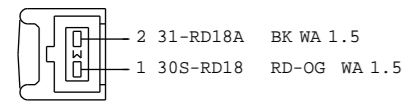
5S6T-14A464-FB
C302
TO LEFT FRONT FOG LAMP
HARNESS 14K733



5S6T-14A464-FB
C304
TO RIGHT FRONT FOG LAMP
HARNESS 14K733

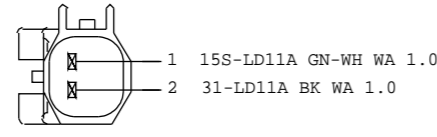


XW4T-14A624-CAA
C307
TO FUEL FIRED HEATER MODULE
HARNESS 14K733

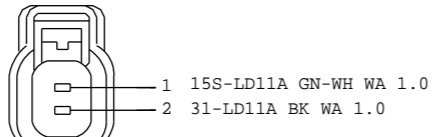


89FG-14A464-HBA
C308
TO FFH FUEL PUMP
HARNESS 14B564

Pin 1 May also use 15S-LD11A GN-WH WA 1.0
Pin 2 May also use 31-LD11A BK WA 1.0

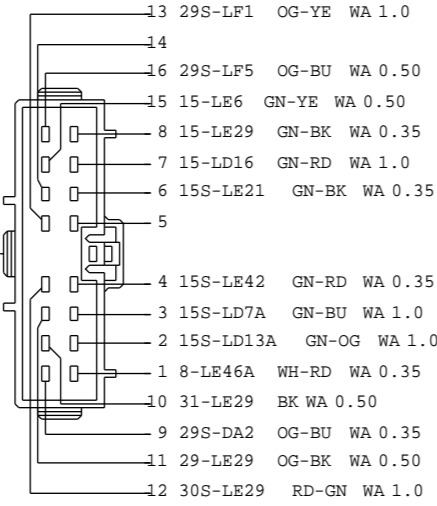


9U5T-14A624-UA
C311
INLINE TO 14369
HARNESS 14K733

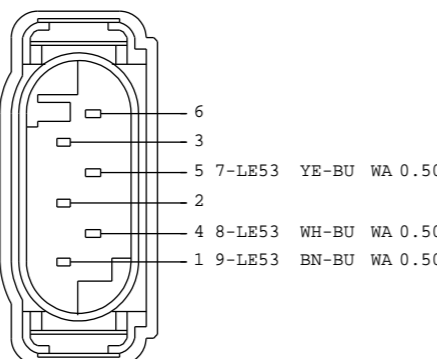


4W7T-14A464-CB
C312
TO INLINE TO 14K733
HARNESS 14369

Pin 12 May also use 30-LE6 RD 1.0 WA + 30S-LE29 RD-GN 1.0 WA
Pin 12 May also use 30S-LE29A RD-GN 1.0 WA

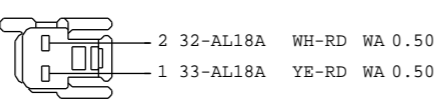


98AG-14489-TTB
C320
TO HEADLAMP SWITCH ASSEMBLY
HARNESS 14401



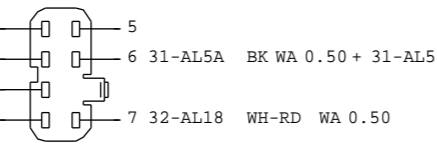
2L1T-14A464-YA
C323
TO FRONT LEVEL SENSOR
HARNESS 14K733

Pin 2 May also use 33-AL18 YE-RD 0.50 WA
Pin 1 May also use 32-AL18 WH-RD 0.50 WA



4S7T-14489-VAA
C324
TO 14014
HARNESS ADJUSTABLE PEDAL MOTOR

33-AL18 YE-RD WA 0.50
30-AL19 RD WA 0.50
31-AL5A BK WA 0.50
1 31-AL5A BK WA 0.50 + 31-AL5 BK WA 0.50
2 31-AL5A BK WA 0.50 + 31-AL5 BK WA 0.50
3 31-AL5A BK WA 0.50 + 31-AL5 BK WA 0.50
4 31-AL5A BK WA 0.50 + 31-AL5 BK WA 0.50
5 31-AL5A BK WA 0.50 + 31-AL5 BK WA 0.50
6 31-AL5A BK WA 0.50 + 31-AL5 BK WA 0.50
7 32-AL18 WH-RD WA 0.50

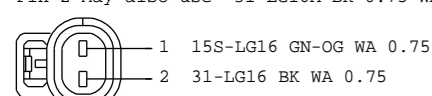


97AG-14489-HGA
C325
TO PEDAL ADJUST SWITCH
HARNESS 14N118

VEHICLE PROGRAM: MY 2010 C307 SYSTEM			
REVISION:01		REVISION DATE:10909	
REFERENCE EE00-E-12277984-000			
PART MUST COMPLY WITH MATERIAL SPECIFICATION WSS-M99P9999-A1 TO HELP SAFEGUARD HEALTH, SAFETY AND THE ENVIRONMENT.			
DRAFTED IN ACCORDANCE WITH FAO ENGINEERING DRAFTING STANDARD CURRENT AT INITIAL RELEASE		DRWG STATUS: 9-18-2009_13:36	
CAD TYPE X		CAD LOC CADLOC	CAD FILE: PH8M5T-70491-ED
OPER.NO.		UNIT	DRAWING PH8M5T-70000-AD
DESIGN VYUEKSEL	DETAIL VYUEKSEL	TITLESHTMTC CONFIRURATION CONTR	SHT 116
CHECKED NSAHINTU	SAFETY	CONNECTOR FACEVIEWS	OF 132
SCALE 01	START DATE 100901	DIVISION: EESE	RH SHOWN
		PLANT	Ford

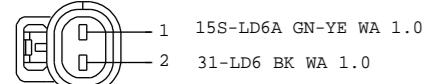
MY 2010 C307 CONNECTOR FACEVIEWS

Pin 2 May also use 31-LG16B BK 0.75 WA
Pin 2 May also use 31-LG16A BK 0.75 WA

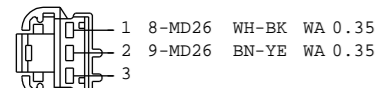


6M5T-14A464-KBA
C430
TO BACKUP LAMP
HARNES 14014

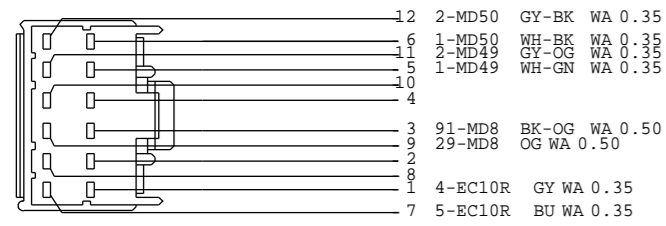
Pin 2 May also use 31-LD6B BK 1.0 WA
Pin 2 May also use 31-LD6A BK 1.0 WA



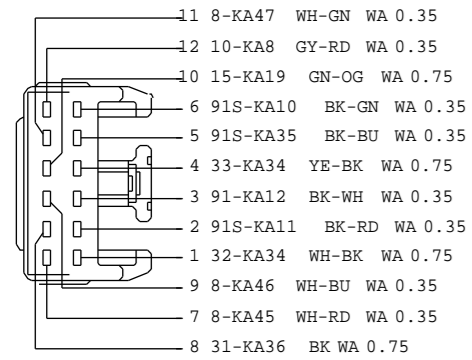
6M5T-14A464-KBA
C434
TO BACKUP LAMP
HARNES 14014



2L2T-14A464-BA
C437
TO RADIO REMOTE CONTROL SWITCH
HARNES 14401

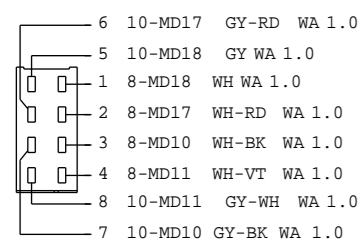


F50B-14489-GA
C440
TO CD CHANGER
HARNES 14B723



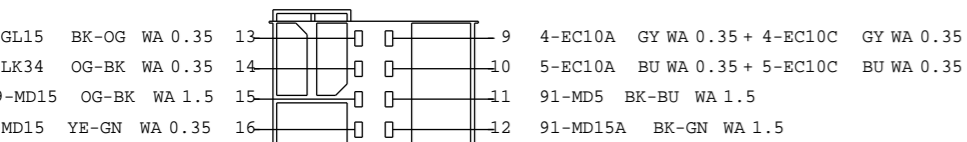
97BG-14489-YMB
C441
TO FRONT AND REAR WIPER SWITCH
HARNES 14401

Pin 2 May also use 8-MD10B WH-BK 1.0 WA
Pin 6 May also use 10-MD10B GY-BK 1.0 WA
Pin 7 May also use 10-MD17A GY-RD 1.0 WA
Pin 3 May also use 8-MD17A WH-RD 1.0 WA
Pin 5 May also use 10-MD18A GY 1.0 WA
Pin 1 May also use 8-MD18A WH 1.0 WA
Pin 8 May also use 10-MD11A GY-WH 1.0 WA
Pin 4 May also use 8-MD11A WH-VT 1.0 WA

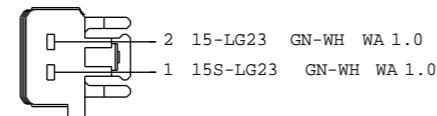


3S7T-14489-DA
C442
TO RADIO 2 (SPEAKER)
HARNES 14401

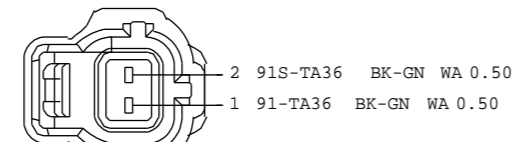
Pin 9 May also use 4-EC10C GY 0.35 WA + 4-EC10K GY 0.35 WA
Pin 10 May also use 5-EC10C BU 0.35 WA + 5-EC10K BU 0.35 WA
Pin 16 May also use 75-MD15A YE-GN 0.35 WA
Pin 12 May also use 91-MD15 BK-GN 1.5 WA



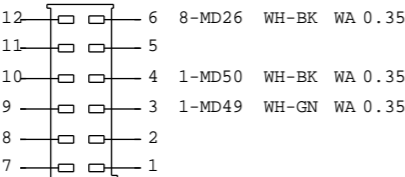
3M5T-14A541-BA
C443
TO RADIO 2 (SPEAKER)
HARNES 14401



4S7T-14489-VNA
C444
TO STOP LAMP SWITCH
HARNES 14014

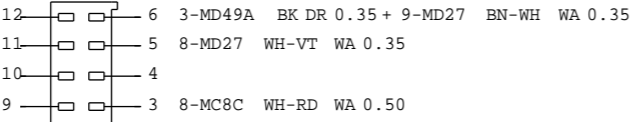


F5AB-14A464-AB
C446
TO BRAKE PRESSURE SWITCH (MPS6 TRANSM. W/ ABS ONLY)
HARNES 14K733

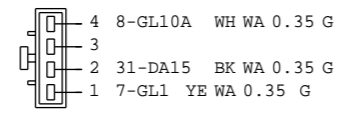


3S7T-14489-EA
C447
TO RADIO 3
HARNES 14401

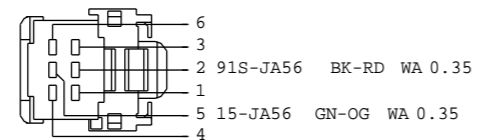
Pin 6 May also use 9-MD27 BN-WH 0.35 WA
Pin 6 May also use 3-MD27A BK 0.35 DR
Pin 5 May also use 8-MD27AU WH-VT 0.35 WA
Pin 6 May also use 3-MD27G BK 0.35 DR
Pin 11 May also use 10-MD27AU GY-WH 0.35 WA



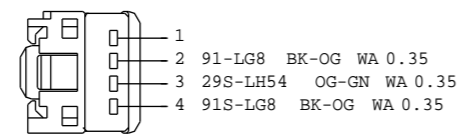
3S7T-14489-FA
C448
TO RADIO 4 (MICRO/EXTERNAL AUXILIARY/NAVIGATION)
HARNES 14401



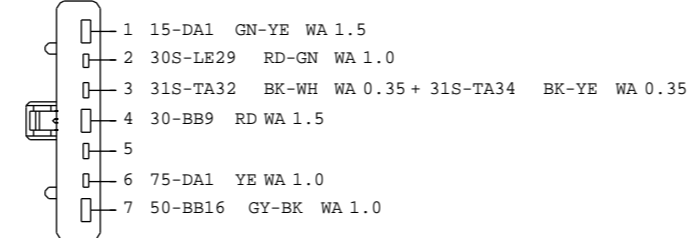
2S7T-14489-DA
C452
TO DOME LAMP IS SENSOR (COURTESY LIGHTING)
HARNES 14335



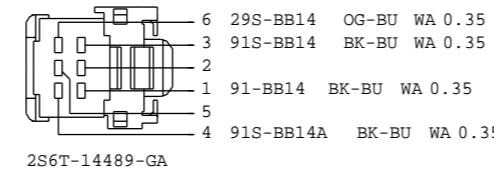
2S6T-14489-FA
C453
TO PAD INDICATOR LIGHT
HARNES 14401




1L2T-14489-GB
C454
TO HAZARD WARNING SWITCH
HARNES 14401



98AG-14489-ZGB
C456
TO IGNITION SWITCH
HARNES 14401

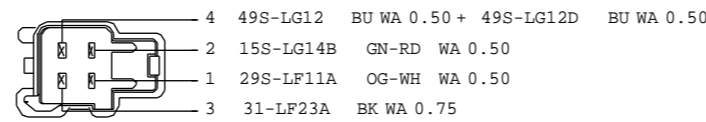


2S6T-14489-GA
C457
TO START STOP SWITCH
HARNES 15K857

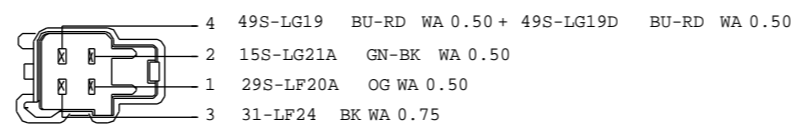


2L1T-14A464-GA
C459
TO MULTI FUNCTION SWITCH
HARNES 14401

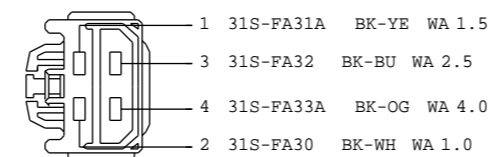
Pin 3 May also use 31-LF23E BK 1.0 WA



4S7T-14A459-VDA
C463
TO INLINE TO REAR LAMP FOR 3/5 DOOR
HARNES 14014

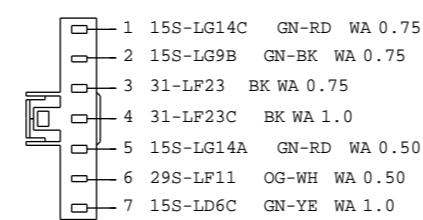


4S7T-14A459-VDA
C464
TO INLINE TO REAR LAMP FOR 3/5 DOOR
HARNES 14014



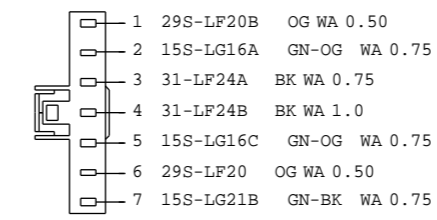
4S7T-14489-YLA
C470
TO HEATER BLOWER SERIES RESISTOR
HARNES 14401

Pin 3 May also use 31-LF23F BK 1.0 WA
Pin 4 May also use 31-LF23D BK 1.0 WA
Pin 3 May also use 15S-LG9C GN-BK 0.75 WA
Pin 2 May also use 15S-LD6 GN-YE 1.0 WA
Pin 5 May also use 49S-LG12A BU 0.50 WA + 49S-LG12E BU 0.50 WA
Pin 1 May also use 49S-LG12F BU 0.50 WA + 49S-LG12B BU 0.50 WA



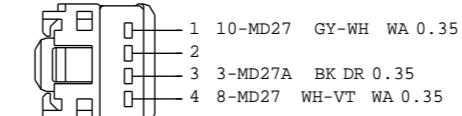
1S7T-14489-NA
C476
TO LEFT COMBINED REAR LAMP
HARNES 14014

Pin 2 May also use 15S-LD12 GN-YE 1.0 WA
Pin 5 May also use 15S-LG21 GN-BK 0.50 WA
Pin 3 May also use 49S-LG19B BU-RD 0.50 WA + 49S-LG19E BU-RD 0.50 WA
Pin 1 May also use 49S-LG19A BU-RD 0.50 WA + 49S-LG19F BU-RD 0.50 WA

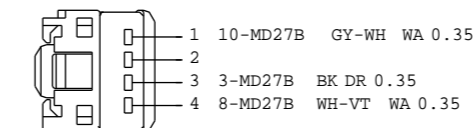


1S7T-14489-NA
C477
TO RIGHT COMBINED REAR LAMP
HARNES 14014

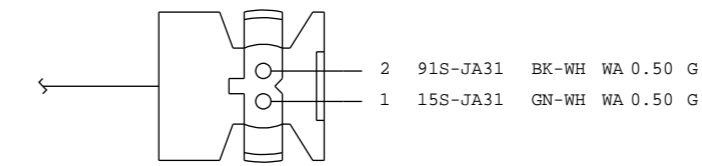
Pin 3 May also use 3-MD27 BK 0.35 DR
Pin 1 May also use 10-MD27B GY-WH 0.35 WA
Pin 3 May also use 3-MD27B BK 0.35 DR
Pin 4 May also use 8-MD27B WH-VT 0.35 WA



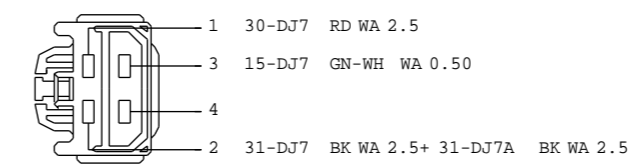
1L2T-14489-GB
C478
TO EXT. AUXILIARY DEVICE
HARNES 14401



1L2T-14489-GB
C479
TO EXT. AUXILIARY DEVICE
HARNES 15K857

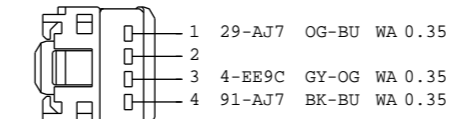


1W1T-14A464-BA
C481
TO SINGLE STAGE PASS. AIRBAG
HARNES 14401



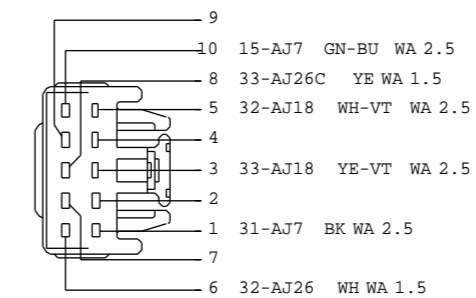
XR8T-14489-EB
C482
TO POWER CONVERTER(HIGH CENTRE CONSOLE)
HARNES 15K857

Pin 3 May also use 4-EE9 GY-OG 0.35 WA



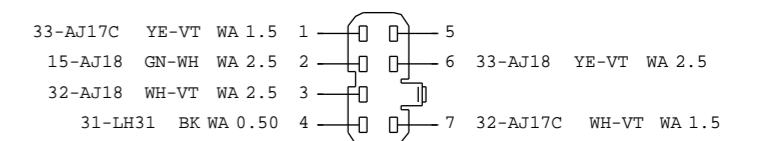
1L2T-14489-GB
C485
TO DRIVER DOOR SWITCH
HARNES 14A584

Pin 6 May also use 32-AJ26B WH 1.5 WA
Pin 6 May also use 32-AJ26C WH 1.5 WA
Pin 6 May also use 32-AJ26A WH 1.5 WA
Pin 8 May also use 33-AJ26B YE 1.5 WA
Pin 8 May also use 33-AJ26A YE 1.5 WA
Pin 8 May also use 33-AJ26 YE 1.5 WA

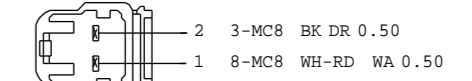


4S7T-14489-YHA
C488
TO DRV WND SW./INT POWER MIRROR SW.
HARNES 14A584

Pin 1 May also use 33-AJ17B YE-VT 1.5 WA
Pin 7 May also use 32-AJ17B WH-VT 1.5 WA
Pin 7 May also use 32-AJ17A WH-VT 1.5 WA
Pin 1 May also use 33-AJ17A YE-VT 1.5 WA
Pin 1 May also use 33-AJ17 YE-VT 1.5 WA
Pin 7 May also use 32-AJ17 WH-VT 1.5 WA



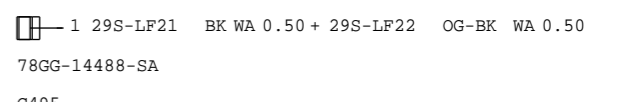
33-AJ17C
15-AJ18 GN-WH WA 2.5
32-AJ18 WH-VT WA 2.5
31-LH31 BK WA 0.50
97AG-14489-HGA
C489
TO PASSENGER WINDOW SWITCH
HARNES 14K138



96BG-14A459-AA
C493
TO MICROPHONE UNIT
HARNES 14335

1L2T-14489-GB
C494
TO LEFT LICENCE PLATE LAMP
HARNES 17N400

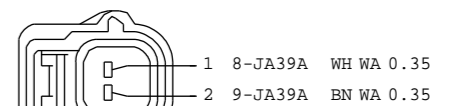
Pin 1 May also use 29S-LF21A OG-BK 0.50 WA + 29S-LF22 OG-BK 0.50 WA



1L2T-14489-GB
C495
TO LEFT LICENCE PLATE LAMP
HARNES 17N400

1L2T-14489-GB
C496
TO RIGHT LICENCE PLATE LAMP
HARNES 17N400

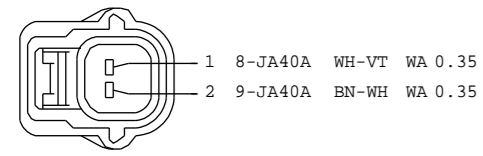
1L2T-14489-GB
C497
TO RIGHT LICENCE PLATE LAMP
HARNES 17N400



6E5T-14A464-LA(XXX)
C507
TO DRIVER SIDE CRASH SENSOR (PAS5)
HARNES 14014

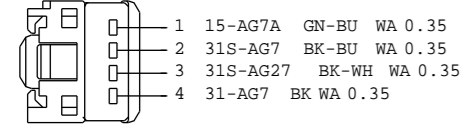
VEHICLE PROGRAM: MY 2010 C307			
SYSTEM			
REVISION:01		REVISION DATE:10909	
REFERENCE EE00-E-12277984-000			
PART MUST COMPLY WITH MATERIAL SPECIFICATION WSS-M99P9999-A1 TO HELP SAFEGUARD HEALTH, SAFETY AND THE ENVIRONMENT.			
DRAFTED IN ACCORDANCE WITH FAO ENGINEERING DRAFTING STANDARD CURRENT AT INITIAL RELEASE		DRWG STATUS: 9-18-2009_13:37	
CAD TYPE	CAD LOC.	CAD FILE:	DATA
X	CADLOC	PH8M5T-70491-FD	IS MASTER
OPER. NO.	UNIT	DRAWING PH8M5T-70000-AD	
DESIGN	DETAIL	TITLESHTMTC CONFIRURATION CONTR	SHT 117
VYUEKSEL	VYUEKSEL	CONNECTOR	OF 132
CHECKED	SAFETY	FACEVIEWS	RH
NSAHINTU	.	.	SHOWN
SCALE	START DATE	DIVISION: EESE	Ford
01	100901	PLANT	

MY 2010 C307 CONNECTOR FACEVIEWS



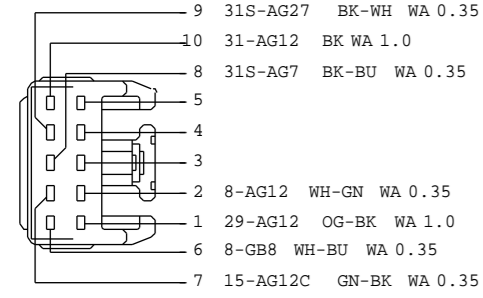
6E5T-14A464-LA(XXX)
C508
TO PASSENGER SIDE CRASH SENSOR (PAS5)
HARNES 14014

Pin 1 May also use 15-AG7 GN-BU 0.35 WA



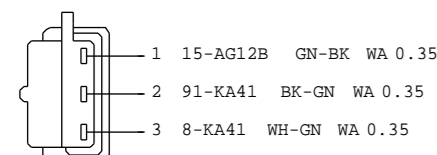
1L2T-14489-GB
C522
TO SUN ROOF ADJUST SWITCH
HARNES 14335

Pin 7 May also use 15-AG12 GN-BK 0.35 WA

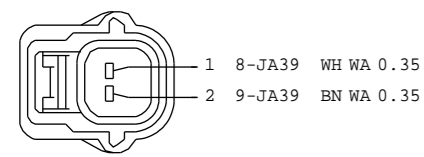


4S7T-14489-VJA
C525
TO SUN ROOF UNIT
HARNES 14335

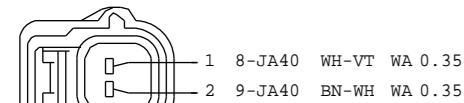
Pin 1 May also use 15-KA41 GN-BK 0.35 WA



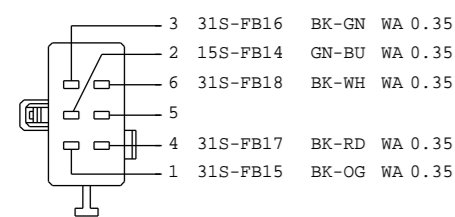
1X4T-14489-RA
C526
TO RAIN SENSOR
HARNES 14335



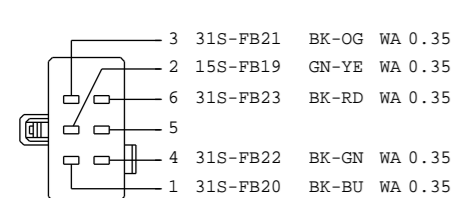
6E5T-14A464-LA(XXX)
C527
TO DRIVER SIDE CRASH SENSOR (PAS5)
HARNES 14014



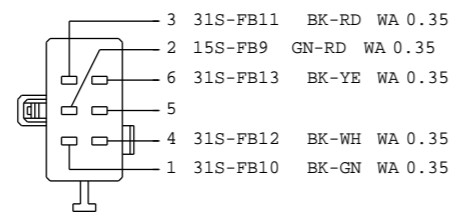
6E5T-14A464-LA(XXX)
C528
TO PASSENGER SIDE CRASH SENSOR (PAS5)
HARNES 14014



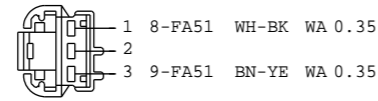
96AG-14489-RFA
C532
TO DEFROST DOOR ACTUATOR
HARNES 14401



96AG-14489-RFA
C533
TO PANEL/FLOOR DOOR
HARNES 14401

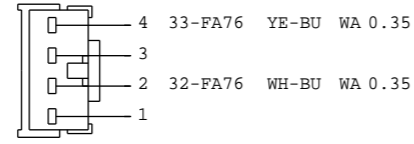


96AG-14489-RFA
C534
TO RIGHT TEMPERATURE DOOR
HARNES 14401



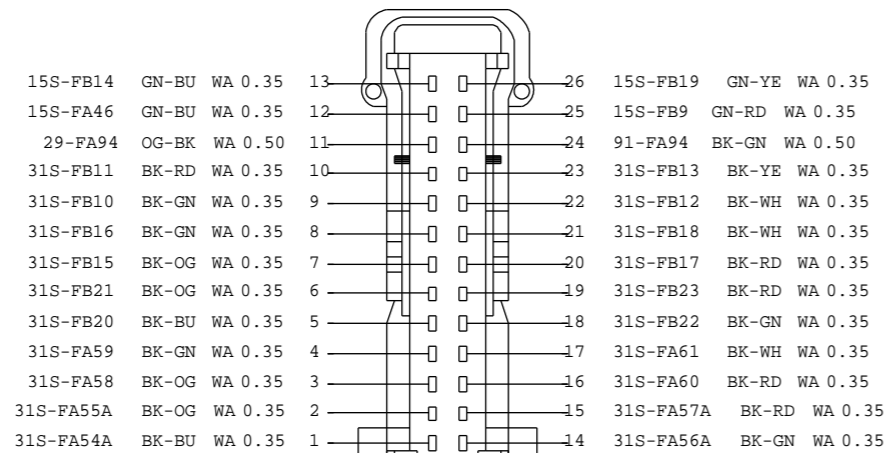
2L2T-14A464-BA
C536
TO RIGHT DISCHARGE FLOOR SENSOR
HARNES 14401

Pin 4 May also use 32-FA76A WH-BU 0.35 WA
Pin 2 May also use 33-FA76A YE-BU 0.35 WA

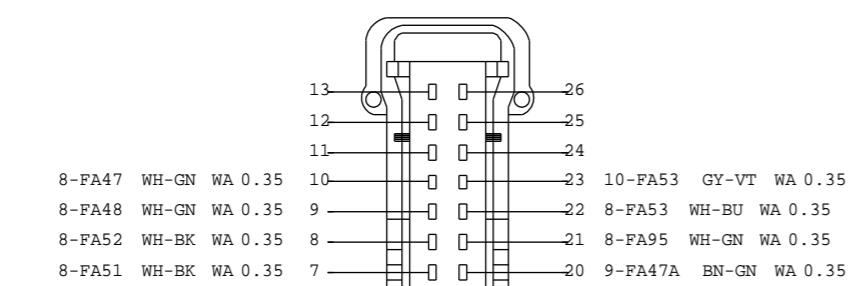


XR8T-14489-UA
C538
TO RECIRC DOOR MOTOR (MANUAL CONTROL)
HARNES 14401

Pin 1 May also use 31S-FA54 BK-BU 0.35 WA
Pin 2 May also use 31S-FA55 BK-OG 0.35 WA
Pin 14 May also use 31S-FA56 BK-GN 0.35 WA
Pin 15 May also use 31S-FA57 BK-RD 0.35 WA

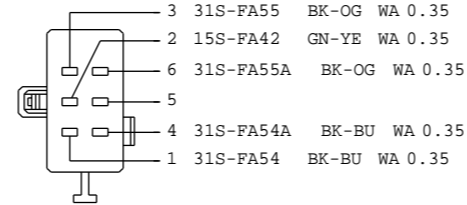


98BG-14489-RZA
C539
TO DATC CONTROL HEAD A
HARNES 14401

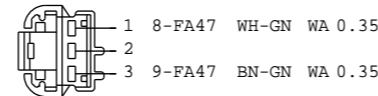


98BG-14489-RZA
C540
TO DATC CONTROL HEAD B
HARNES 14401

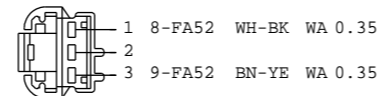
Pin 1 May also use 31S-FA56A BK-GN 0.35 WA
Pin 3 May also use 31S-FA57A BK-RD 0.35 WA
Pin 4 May also use 31S-FA56 BK-GN 0.35 WA
Pin 6 May also use 31S-FA57 BK-RD 0.35 WA



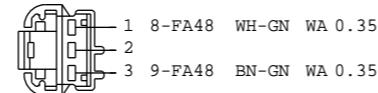
96AG-14489-RFA
C541
TO RECIRC DOOR ACTUATOR
HARNES 14401



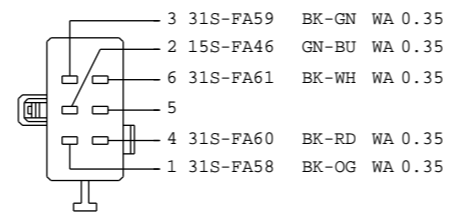
2L2T-14A464-BA
C542
TO LEFT DISCHARGE PANEL SENSOR
HARNES 14401



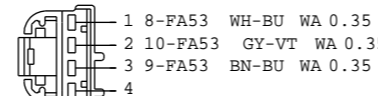
2L2T-14A464-BA
C543
TO RIGHT DISCHARGE PANEL SENSOR
HARNES 14401



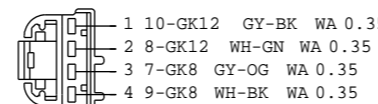
2L2T-14A464-BA
C544
TO LEFT DISCHARGE FLOOR SENSOR
HARNES 14401



96AG-14489-RFA
C553
TO LEFT DOOR TEMPERATURE
HARNES 14401



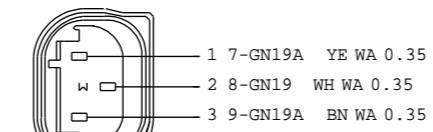
4L3T-14A464-LA
C554
TO DUAL PHOTO SUNLOAD SENSOR
HARNES 14401



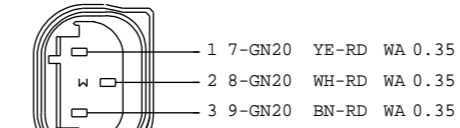
4L3T-14A464-LA
C571
TO MOBILE NAV.RECEIVER
HARNES 18D817

Pin 1 May also use 31-HA28 BK 2.5 WA
Pin 1 May also use 31-HA28 BK 2.5 WA + 31-LF24A BK 0.75 WA
1 31-LF24A BK WA 0.75 + 31-HA28 BK WA 2.5
2 29-HA28 OG WA 2.5

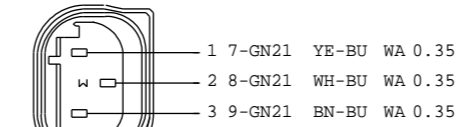
93BG-14488-GA
C602
TO LUGGAGE COMPARTMENT POWER POINT
HARNES 14014



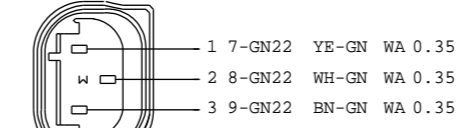
98AG-14A464-RDA
C604
TO PARK AID SENSOR
HARNES 15K868



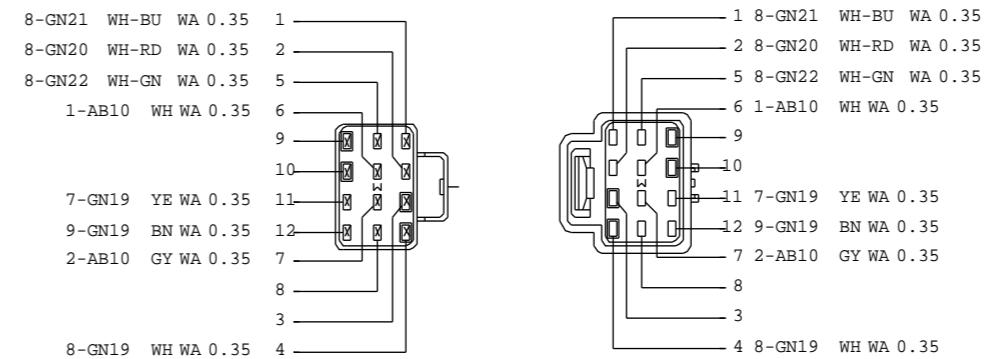
98AG-14A464-RDA
C605
TO PARK AID SENSOR
HARNES 15K868



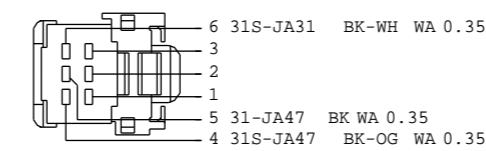
98AG-14A464-RDA
C606
TO PARK AID SENSOR
HARNES 15K868



98AG-14A464-RDA
C607
TO PARK AID SENSOR
HARNES 15K868

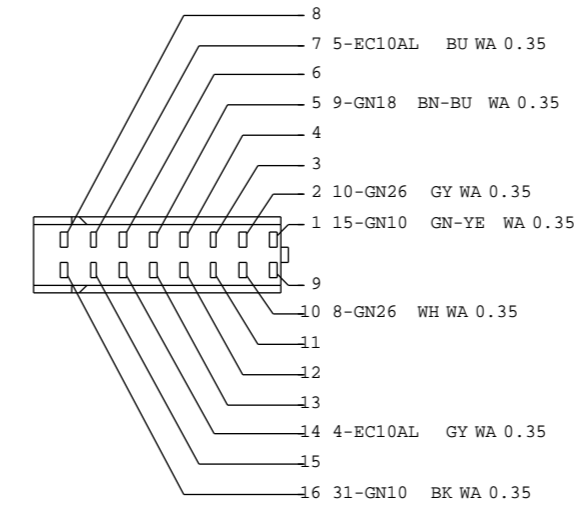


3M5T-14A624-UMB
C608
TO 15K868
HARNES 14014

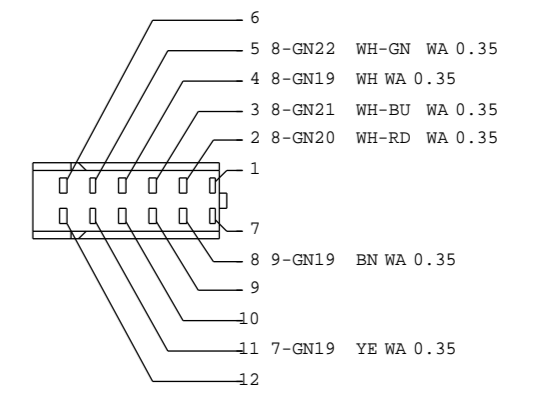


4S7T-14489-GA
C619
TO PASS AIRBAG DEACTIVATION SWITCH
HARNES 14401

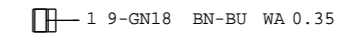
Pin 16 May also use 31-GN10A BK 0.50 WA



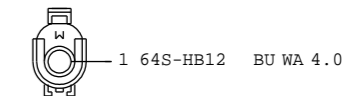
3M5T-14488-AA
C622
TO PARKING AID MODULE
HARNES 14014



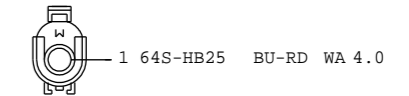
3M5T-14488-BA
C623
TO PARKING AID MODULE
HARNES 14014



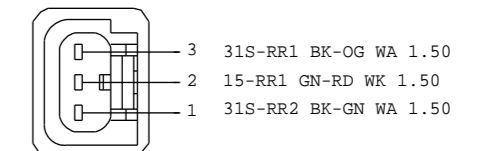
78GG-14488-SA
C631
TO PARKING ASSISTANCE MODULE(TOW BAR)
HARNES 14014



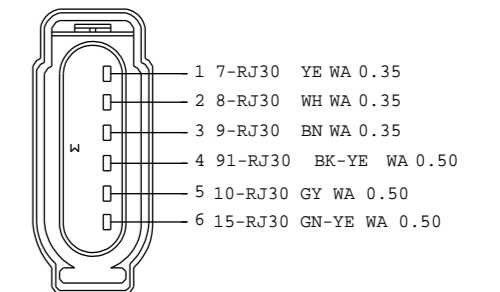
91AG-14A464-EAA
C634
TO LEFT FRONT WINDOW HEATER
HARNES 14K733



91AG-14A464-EAA
C635
TO RIGHT FRONT WINDOW HEATER
HARNES 14K733



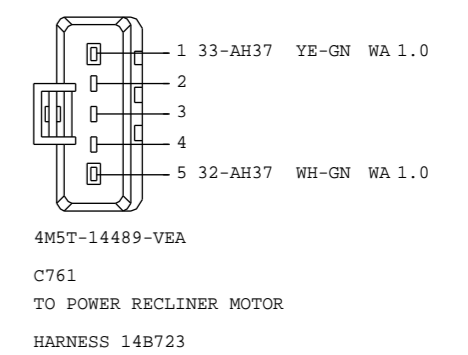
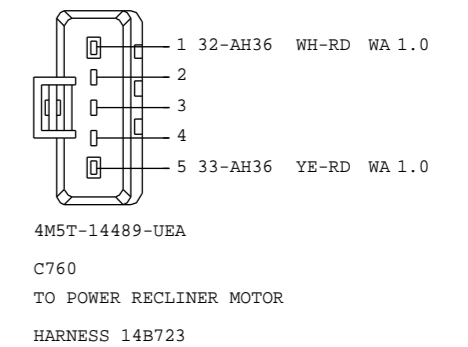
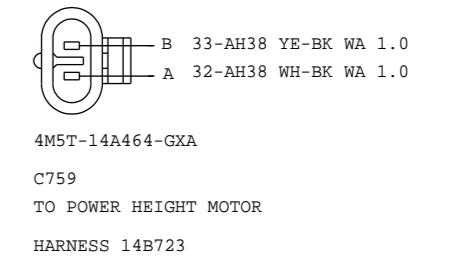
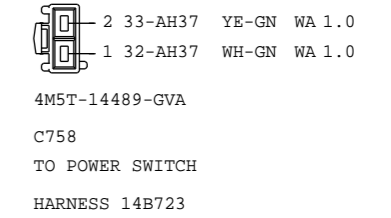
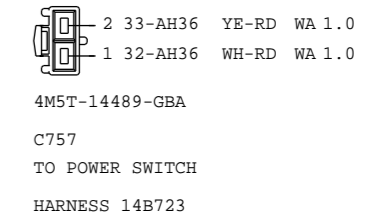
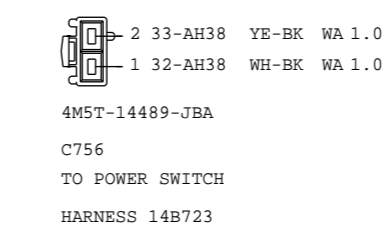
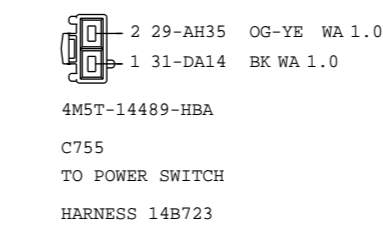
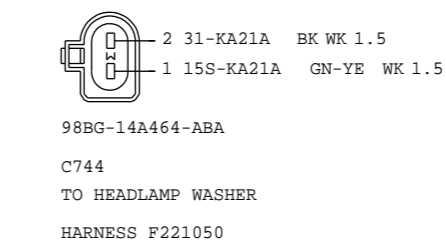
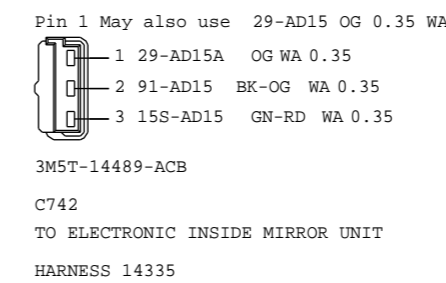
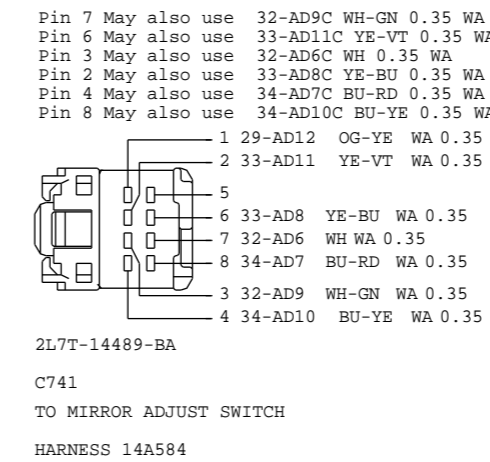
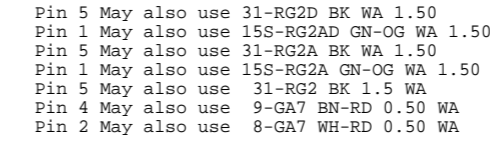
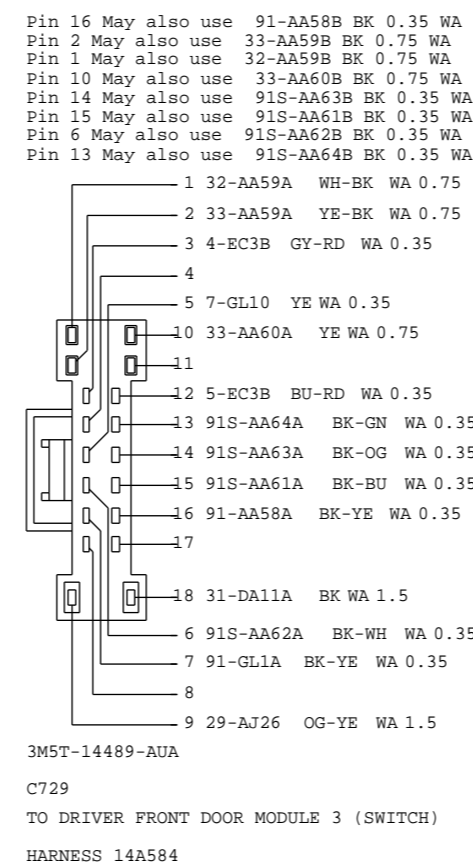
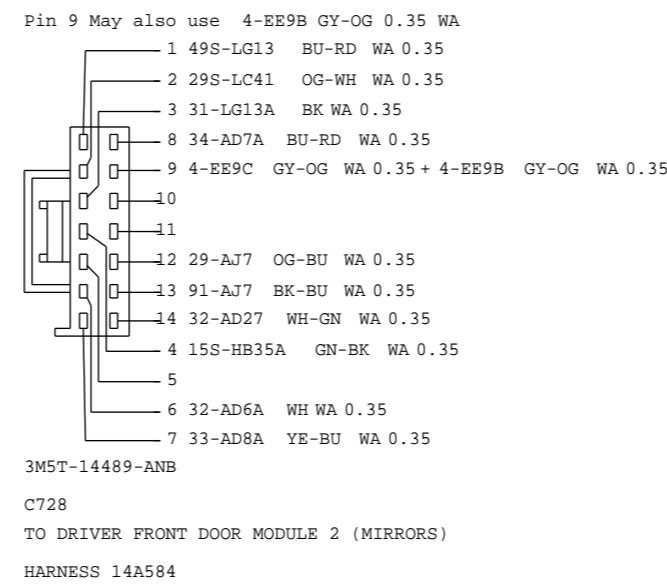
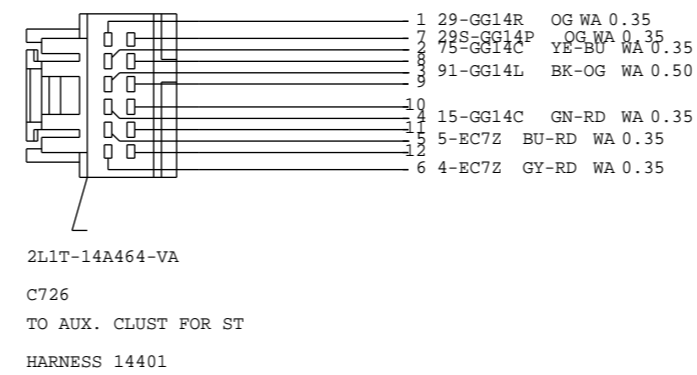
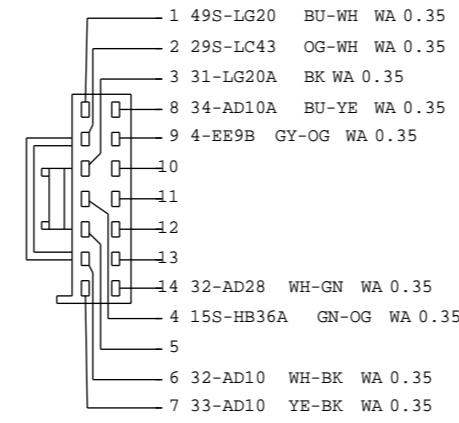
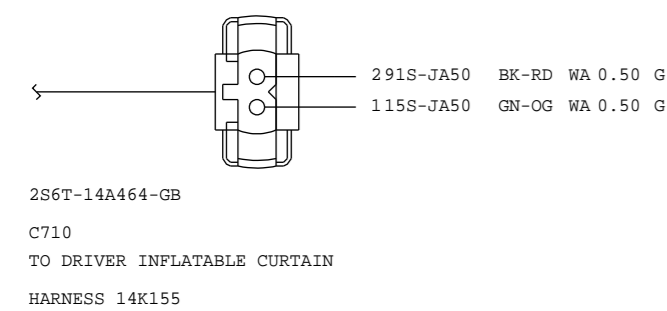
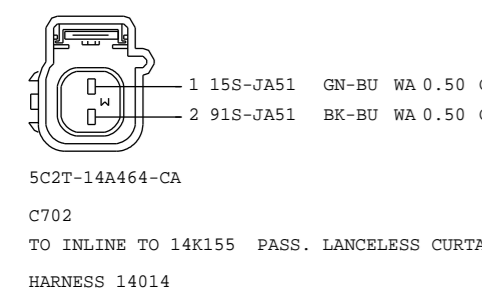
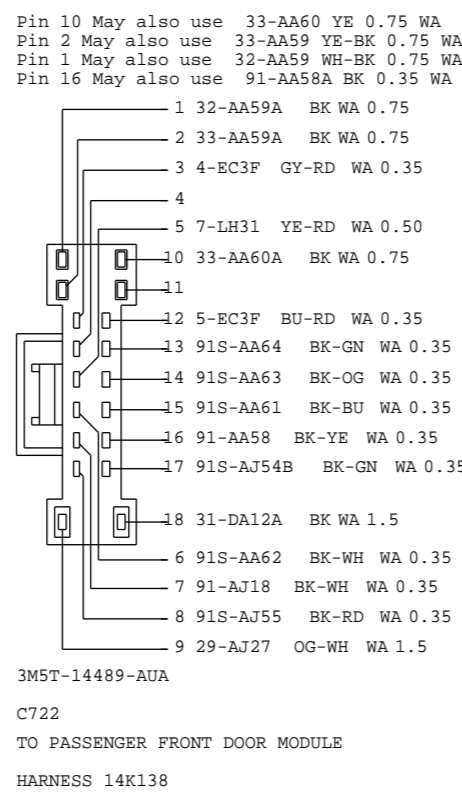
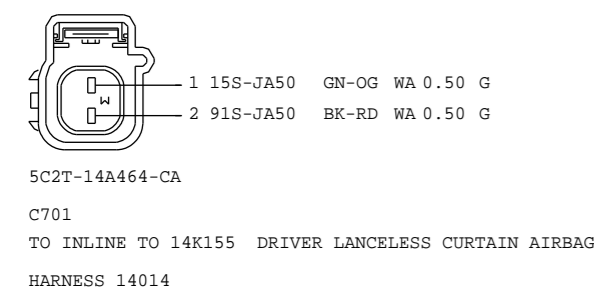
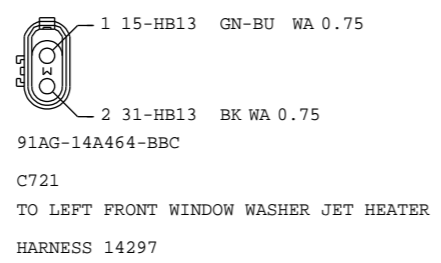
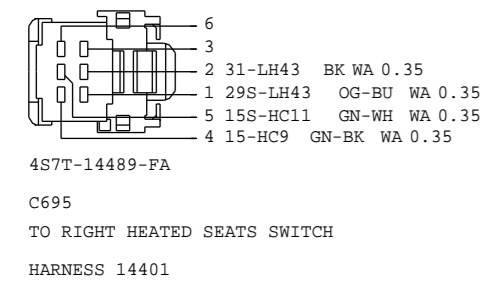
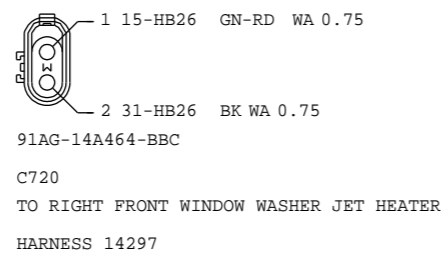
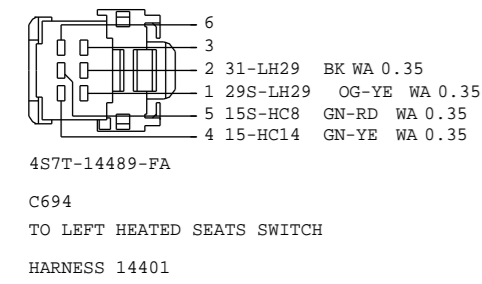
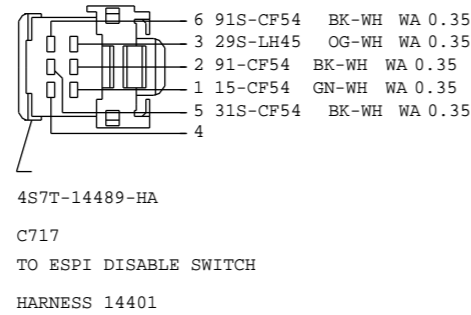
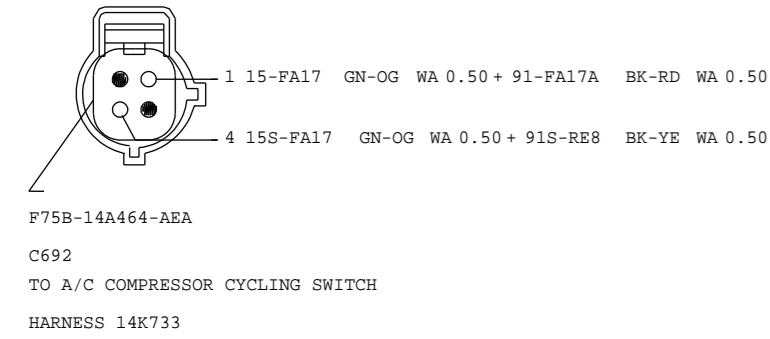
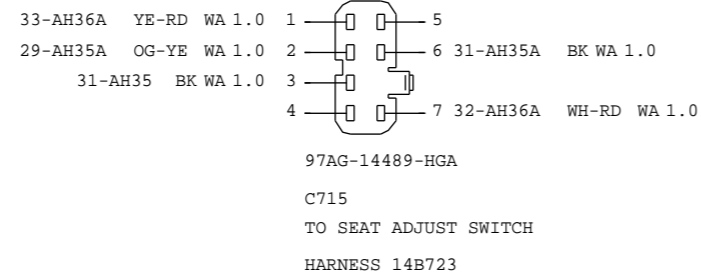
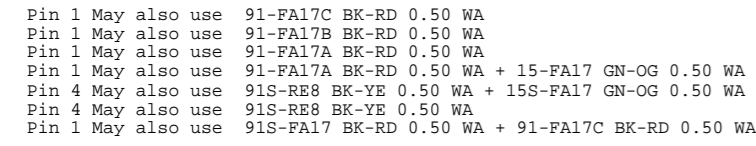
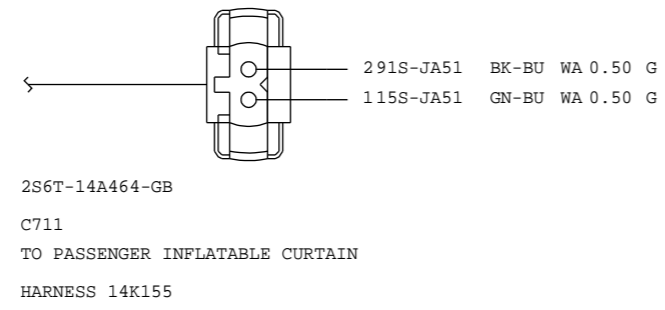
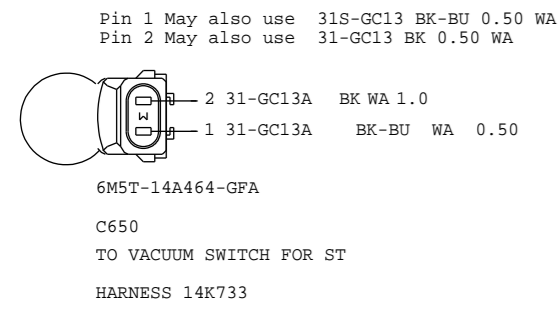
1W7T-14A464-LA
C645
TO IGNITION COIL TRANSFORMER(NEW)
HARNES 12A690



3M5T-14A464-GFA
C648
TO ACCELERATION PEDAL POSITION SENSOR
HARNES 14014

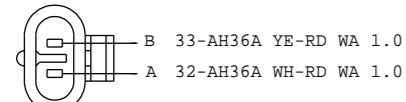
VEHICLE PROGRAM: MY 2010 C307			
SYSTEM			
REVISION:01		REVISION DATE:10909	
REFERENCE EE00-E-12277984-000			
PART MUST COMPLY WITH MATERIAL SPECIFICATION WSS-M99P9999-A1 TO HELP SAFEGUARD HEALTH, SAFETY AND THE ENVIRONMENT.			
DRAFTED IN ACCORDANCE WITH FAO ENGINEERING DRAFTING STANDARD CURRENT AT INITIAL RELEASE		DRWG STATUS: 9-18-2009_13:38	
SIZE: A2			
CAD TYPE	CAD LOC.	CAD FILE:	DATA
X	CADLOC	PH8M5T-70491-GD	IS MASTER
OPER.NO.	UNIT	DRAWING	
		PH8M5T-70000-AD	
DESIGN	DETAIL	TITLESHMTC CONFIRURATION CONTR	SHT 118
VYUEKSEL	VYUEKSEL	CONNECTOR	OF 132
CHECKED	SAFETY	FACEVIEWS	RH
NSAHINTU			SHOWN
SCALE	START DATE	DIVISION: EESE	Ford
01	100901	PLANT	

MY 2010 C307 CONNECTOR FACEVIEWS

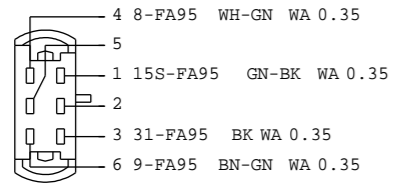


VEHICLE PROGRAM: MY 2010 C307		SYSTEM	
REVISION:01		REVISION DATE:10909	
REFERENCE		EE00-E-12277984-000	
PART MUST COMPLY WITH MATERIAL SPECIFICATION WSS-M99P9999-A1 TO HELP SAFEGUARD HEALTH, SAFETY AND THE ENVIRONMENT.			
DRAFTED IN ACCORDANCE WITH FAO ENGINEERING DRAFTING STANDARD CURRENT AT INITIAL RELEASE		DRWG STATUS: 9-18-2009_13:39 SIZE: A2	
CAD TYPE	CAD LOC.	CAD FILE:	DATA IS MASTER
X	CADLOC	PH8M5T-70491-HD	
OPER. NO.	UNIT	DRAWING	
		PH8M5T-70000-AD	
DESIGN	DETAIL	TITLESHTMTC CONFIRURATION CONTR	SHT 119
VYUEKSEL	VYUEKSEL	CONNECTOR	OF 132
CHECKED	SAFETY	FACEVIEWS	RH
NSAHINTU	.		SHOWN
SCALE	START DATE	DIVISION: EESE	Ford
01	100901	PLANT	

MY 2010 C307 CONNECTOR FACEVIEWS

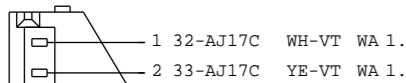


4M5T-14A464-GXA
C762
TO POWER HEIGHT MOTOR
HARNES 14B723



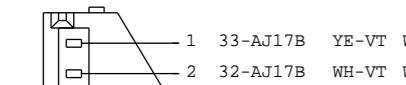
4M5T-14489-AFA
C776
TO INCAR TEMPERATURE SENSOR
HARNES 14401

Pin 1 May also use 33-AJ17A YE-VT 1.5 WA
Pin 2 May also use 32-AJ17A WH-VT 1.5 WA
Pin 1 May also use 32-AJ26B WH 1.5 WA
Pin 2 May also use 33-AJ26B YE 1.5 WA
Pin 1 May also use 33-AJ26 YE 1.5 WA
Pin 2 May also use 32-AJ26 WH 1.5 WA

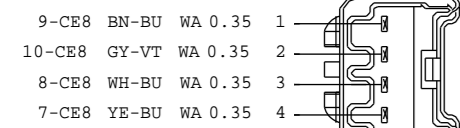


3M5T-14489-GBB
C782
TO DRIVER/PASS WINDOW MOTOR
HARNES 14A584/14K138

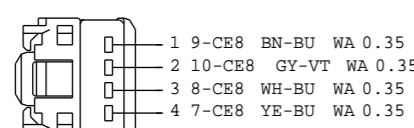
Pin 1 May also use 32-AJ17 WH-VT 1.5 WA
Pin 2 May also use 33-AJ17 YE-VT 1.5 WA
Pin 2 May also use 32-AJ26C WH 1.5 WA
Pin 1 May also use 33-AJ26C YE 1.5 WA
Pin 1 May also use 32-AJ26A WH 1.5 WA
Pin 2 May also use 33-AJ26A YE 1.5 WA



3M5T-14489-HBB
C783
TO DRIVER/PASS WINDOW MOTOR
HARNES 14A584/14K138

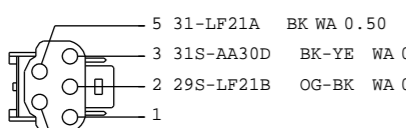


4M5T-14A459-ADA
C784
TO 14401
HARNES 15R554

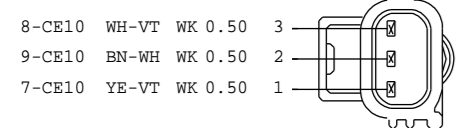


3M5T-14489-BDA
C784
TO 15R554
HARNES 14401

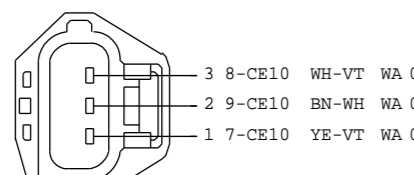
Pin 2 May also use 29S-LF21C BK 0.50 WA + 29S-LF21B OG-BK 0.50 WA
Pin 4 May also use 31S-AB11C BK 0.35 WA
Pin 3 May also use 31S-AA30C BK 0.35 WA
Pin 3 May also use 31S-AA30C BK 0.35 WA + 31S-AA30D BK-YE 0.35 WA



92GG-14489-AEB
C787
TO INLINER TO LIFTGATE HANDLE JUMPER
HARNES 17N400

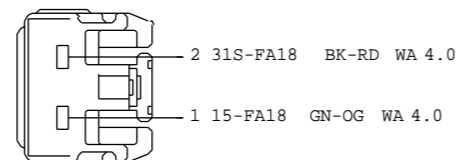


XW4T-14A624-AJB
C788
TO EHPAS-JUMPER
HARNES 14K733

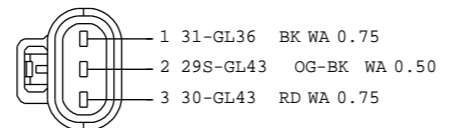


XW4T-14A464-BC
C788
TO EHPAS-JUMPER
HARNES 14K733

Pin 2 May also use 31S-FA18A BK-RD 4.0 WA
Pin 1 May also use 15-FA18B GN-OG 4.0 WA

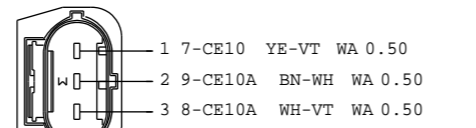


3M5T-14489-KBA
C789
TO HEATER BLOWER MOTOR
HARNES 14401

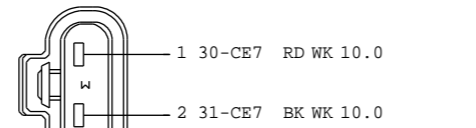


3M5T-14A464-DCA
C791
TO BATTERY BACKUP SOUNDER
HARNES 14K733

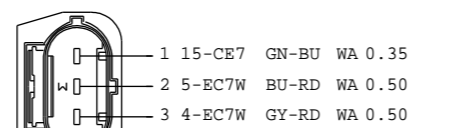
Pin 1 May also use 7-CE10A YE-VT 0.50 WA
Pin 2 May also use 9-CE10 BN-WH 0.50 WA
Pin 3 May also use 8-CE10 WH-VT 0.50 WA



3M5T-14A464-HCD
C792
TO EHPAS MODULE
HARNES 14K733

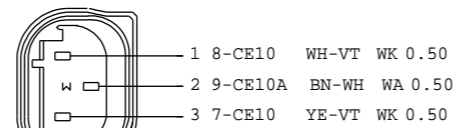


3M5T-14A464-NBC
C793
TO EHPAS
HARNES 14K733

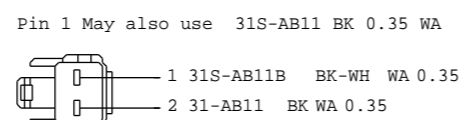


3M5T-14A464-GCC
C794
TO EHPAS
HARNES 14K733

Pin 3 May also use 7-CE10A YE-VT 0.50 WA
Pin 1 May also use 8-CE10A WH-VT 0.50 WA
Pin 2 May also use 9-CE10 BN-WH 0.50 WK

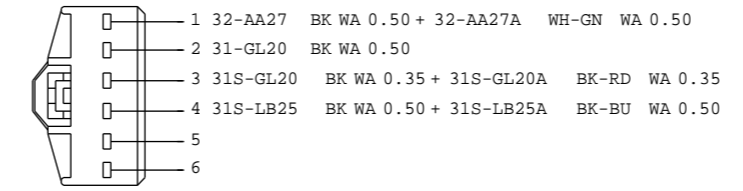


98AG-14A464-RDA
C795
TO STEERING ANGLE SENSOR EHPAS
HARNES 14K733



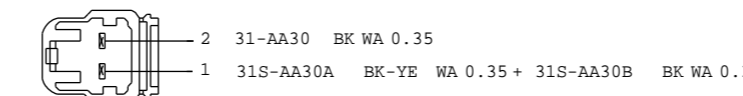
E93B-14489-DA
C797
TO TAILGATE LOCK SWITCH
HARNES 17N400

Pin 3 May also use 31S-GL20A BK-RD 0.35 WA + 31S-GL20 BK 0.35 WA
Pin 1 May also use 32-AA27A WH-GN 0.50 WA + 32-AA27 BK 0.50 WA

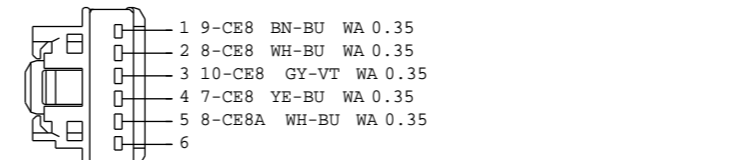


3M5T-14489-DFA
C798
TO TAILGATE LATCH SWITCH (LIFTGATE DOOR LATCH)
HARNES 17N400

Pin 1 May also use 31S-AA30A BK 0.35 WA
Pin 1 May also use 31S-AA30B BK 0.35 WA
Pin 1 May also use 31S-AA30B BK 0.35 WA + 31S-AA30A BK-YE 0.35 WA

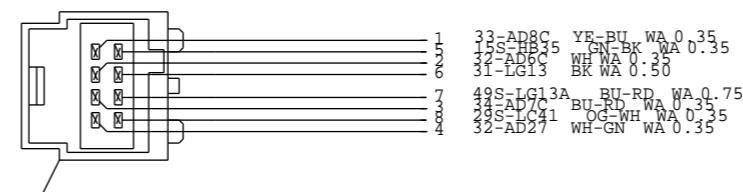


96BG-14A459-AA
C799
TO TAILGATE RELEASE SWITCH
HARNES 17N400



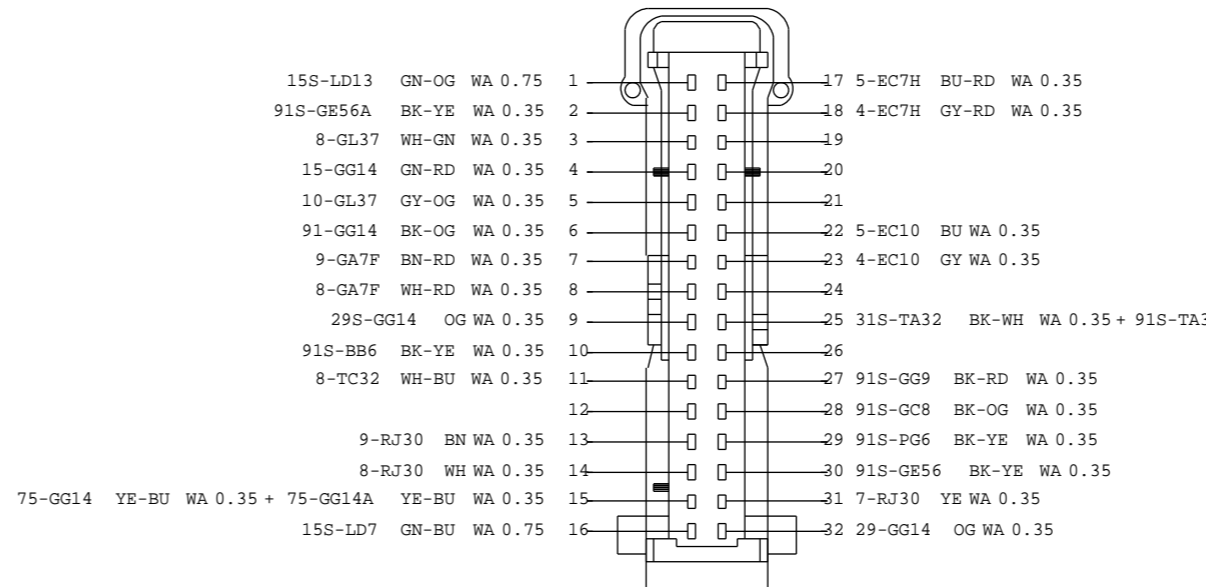
1L2T-14489-EB
C801
TO STEERING ANGLE (POSITION) SENSOR (ESP ONLY)
HARNES 15R554

Pin 3 May also use 34-AD7 BU-RD 0.35 WA
Pin 1 May also use 33-AD8 YE-BU 0.35 WA
Pin 2 May also use 32-AD6 WH 0.35 WA
Pin 2 May also use 32-ADGA WH 0.35 WA
Pin 1 May also use 33-AD8A YE-BU 0.35 WA
Pin 3 May also use 34-AD7A BU-RD 0.35 WA
Pin 5 May also use 15S-HB35A GN-BK 0.35 WA
Pin 7 May also use 49S-LG13 BU-RD 0.35 WA
Pin 6 May also use 31-LG13A BK 0.35 WA



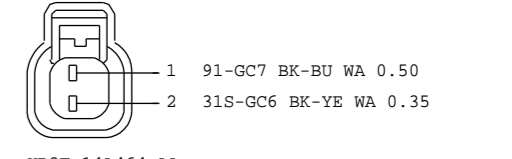
2L1T-14A624-SA
C806
TO DRIVER SIDE MIRROR UNIT
HARNES 14A584

Pin 17 May also use 5-EC7Y BU-RD 0.35 WA
Pin 18 May also use 4-EC7Y GY-RD 0.35 WA
Pin 7 May also use 9-GA7 BN-RD 0.35 WA
Pin 8 May also use 8-GA7 WH-RD 0.35 WA
Pin 25 May also use 91S-TA32C BK-WH 0.35 WA



YS6T-14489-RZA
C809
TO INSTRUMENT CLUSTER
HARNES 14401

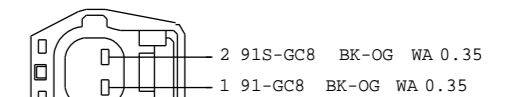
Pin 1 May also use 91-GC7A BK-BU WA 1.0
Pin 1 May also use 91-GC7B BK-BU WA 1.0



XR3T-14A464-AA
C810
TO BRAKE FLUID LEVEL SWITCH
HARNES 14K733

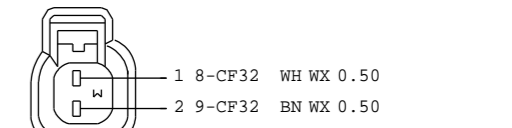
Pin 1 29S-GL26 OG-GN WA 1.0
78GG-14488-SA

C811
TO ANTI THEFT HORN
HARNES 14014



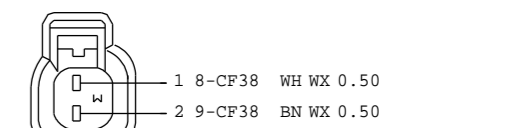
XW4T-14A464-AHB
C813
TO LOW WASHER WATER LEVEL SW.
HARNES F221050

Pin 2 May also use 9-CF32A BN 0.50 WX
Pin 1 May also use 8-CF32A WH 0.50 WX



1S7T-14A464-CB
C814
TO LEFT FRONT WHEEL SENSOR
HARNES 14K733

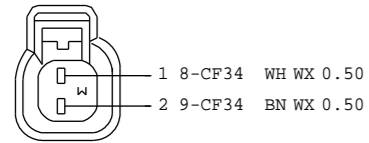
Pin 2 May also use 9-CF38A BN 0.50 WX
Pin 1 May also use 8-CF38A WH 0.50 WX



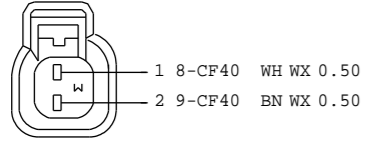
1S7T-14A464-CB
C815
TO RIGHT FRONT WHEEL SENSOR
HARNES 14K733

VEHICLE PROGRAM: MY 2010 C307			
SYSTEM			
REVISION:01		REVISION DATE:10909	
REFERENCE EE00-E-12277984-000			
PART MUST COMPLY WITH MATERIAL SPECIFICATION WSS-M99P9999-A1 TO HELP SAFEGUARD HEALTH, SAFETY AND THE ENVIRONMENT.			
DRAFTED IN ACCORDANCE WITH FAO ENGINEERING DRAFTING STANDARD CURRENT AT INITIAL RELEASE		DRWG STATUS: 9-18-2009_13:40 SIZE: A2	
CAD TYPE	CAD LOC.	CAD FILE:	DATA
X	CADLOC	PH8M5T-70491-ID	IS MASTER
OPER.NO.	UNIT	DRAWING PH8M5T-70000-AD	
DESIGN	DETAIL	TITLESHTMTC CONFIRURATION CONTR	SHT 120
VYUEKSEL	VYUEKSEL	CONNECTOR	OF 132
CHECKED	SAFETY	FACEVIEWS	RH
NSAHINTU	.		SHOWN
SCALE	START DATE	DIVISION: EESE	Ford
01	100901	PLANT	

MY 2010 C307 CONNECTOR FACEVIEWS




1 8-CF34 WH WX 0.50
2 9-CF34 BN WX 0.50
1S7T-14A464-CB
C816
TO LEFT REAR WHEEL SENSOR
HARNESS 2B325

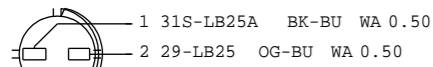


1 8-CF40 WH WX 0.50
2 9-CF40 BN WX 0.50
1S7T-14A464-CB
C817
TO RIGHT REAR WHEEL SENSOR
HARNESS 2B325

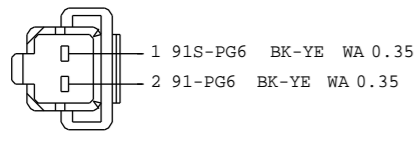
Pin 3 May also use 34-AD10A BU-YE 0.35 WA
Pin 2 May also use 32-AD10 WH-BK 0.35 WA
Pin 1 May also use 33-AD10 YE-BK 0.35 WA
Pin 5 May also use 15S-HB36A GN-OG 0.35 WA
Pin 6 May also use 31-LG20A BK 0.35 WA
Pin 7 May also use 49S-LG20 BU-WH 0.35 WA



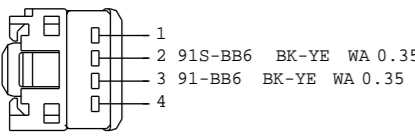
2L1T-14A624-SA
C819
TO PASS. POWER HEATED MIRROR
HARNESS 14K138



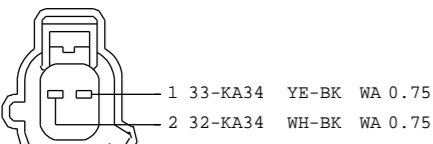
1 31S-LB25A BK-BU WA 0.50
2 29-LB25 OG-BU WA 0.50
91AG-13K370-AB
C820
TO LUGGAGE COMPARTMENT LAMP
HARNESS 14014



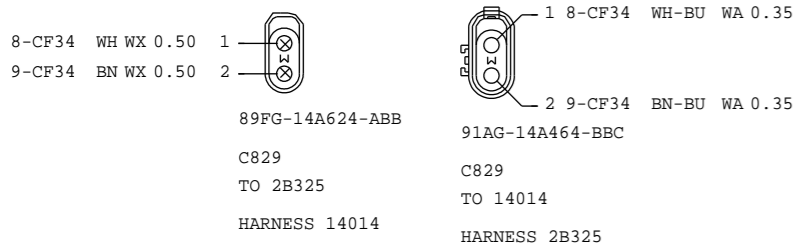
1 91S-PG6 BK-YE WA 0.35
2 91-PG6 BK-YE WA 0.35
F5LB-14489-BA
C824
TO BRAKE PEDAL SWITCH (AUTO_TRANSMISSION ONLY)
HARNESS 14014



1 91S-BB6 BK-YE WA 0.35
2 91S-BB6 BK-YE WA 0.35
3 91-BB6 BK-YE WA 0.35
4
1L2T-14489-GB
C825
TO CLUTCH PEDAL SWITCH (MANUAL TRANSMISSION)
HARNESS 14014




1 33-KA34 YE-BK WA 0.75
2 32-KA34 WH-BK WA 0.75
1L2T-14A464-BA
C828
TO TWO WAY WASHER PUMP MOTOR
HARNESS F221050

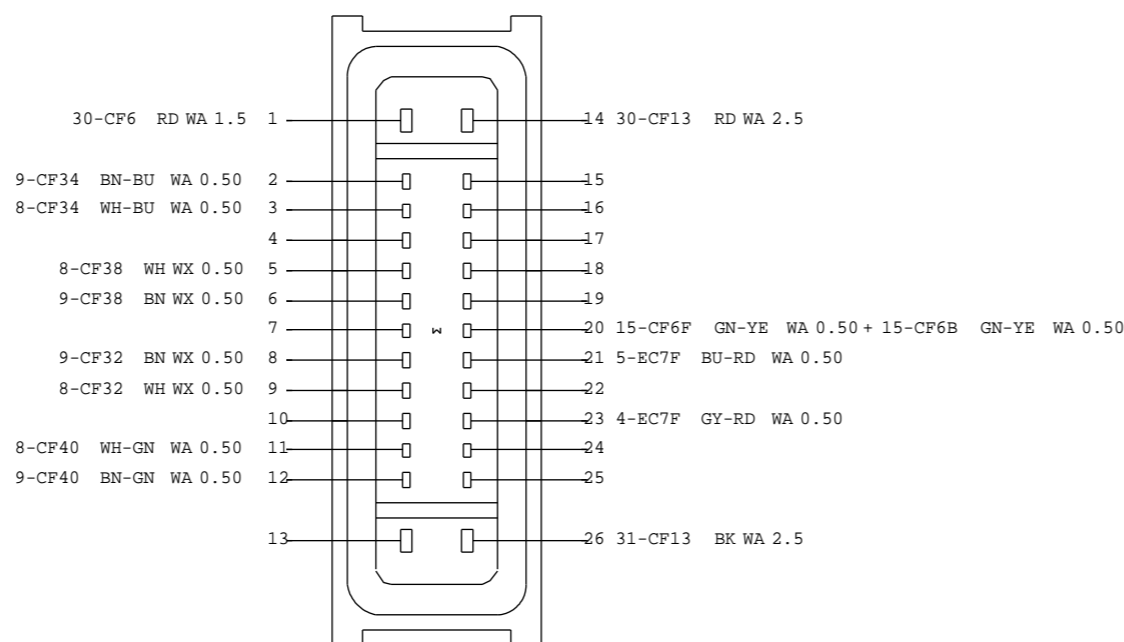


8-CF34 WH WX 0.50
9-CF34 BN WX 0.50
89FG-14A624-ABB
C829
TO 2B325
HARNESS 14014

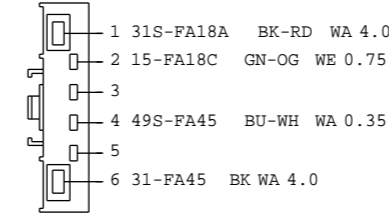
1 8-CF34 WH-BU WA 0.35
2 9-CF34 BN-BU WA 0.35
91AG-14A464-BBC
C829
TO 14014
HARNESS 2B325



3M5T-14A464-2ZF(XXX)
C830
TO ESP MODULE
HARNESS 14K733

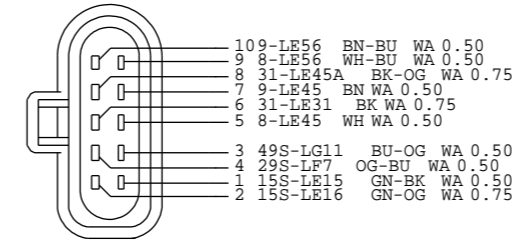


3M5T-14A464-2PF(XXX)
C831
TO ABS MODULE
HARNESS 14K733



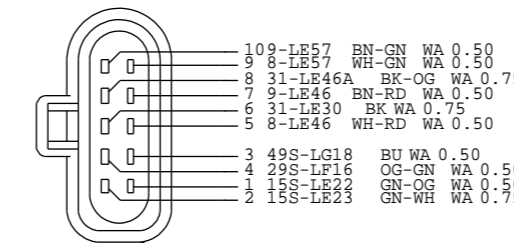
3M5T-14489-VFA
C834
TO BLOWER MOTOR CONTROLLER
HARNESS 14401

Pin 7 May also use 9-LE45A BN 0.50 WA
Pin 9 May also use 8-LE56A WH-BU 0.50 WA



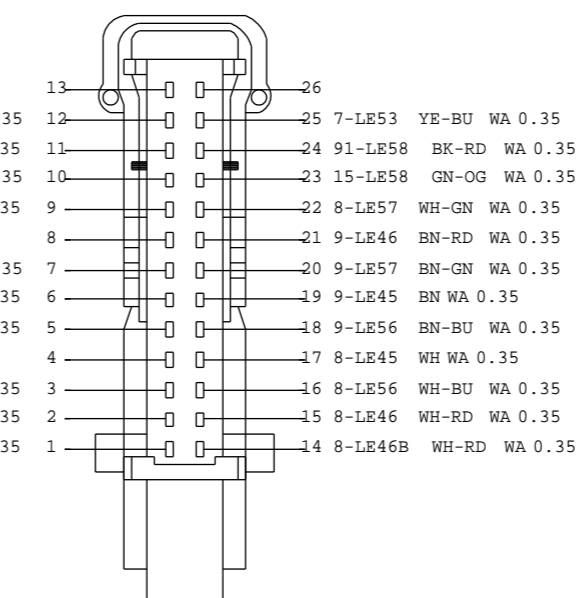
1X4T-14A464-ADA
C836
TO LEFT HEAD LAMP
HARNESS 14K733

Pin 6 May also use 31-LE30A BK 0.75 WA + 31-LE30 BK 0.75 WA
Pin 7 May also use 9-LE46A BN-RD 0.50 WA
Pin 9 May also use 8-LE57A WH-GN 0.50 WA

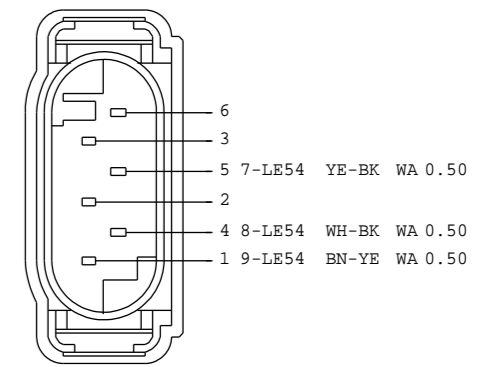


1X4T-14A464-ADA
C837
TO RIGHT HEAD LAMP
HARNESS 14K733

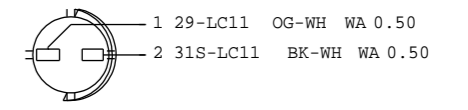
Pin 10 May also use 7-LE54 YE-BK 0.35 WA
Pin 7 May also use 8-LE54 WH-BK 0.35 WA
Pin 12 May also use 9-LE54 BN-YE 0.35 WA



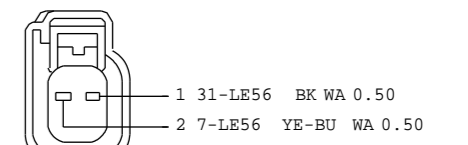
98BG-14489-SZA
C838
TO HID CONTROL MODULE
HARNESS 14401



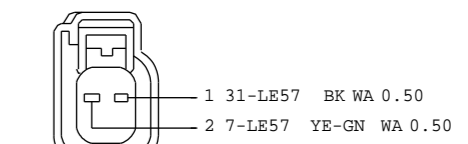
2L1T-14A464-YA
C839
TO REAR LEVEL SENSOR
HARNESS 2B325



91AG-13K370-AB
C841
TO LEFT FRONT FOOTWELL LAMP
HARNESS 14401



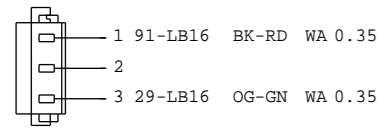
YF1T-14A464-FA
C842
TO LAMP ASSY CONTROL AFS HEADLAMP
HARNESS 14K733



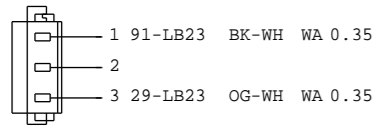
YF1T-14A464-FA
C843
TO LAMP ASSY CONTROL AFS HEADLAMP
HARNESS 14K733

VEHICLE PROGRAM: MY 2010 C307			
SYSTEM			
REVISION:01	REVISION DATE:10909		
REFERENCE	EE00-E-12277984-000		
PART MUST COMPLY WITH MATERIAL SPECIFICATION WSS-M99P9999-A1 TO HELP SAFEGUARD HEALTH, SAFETY AND THE ENVIRONMENT.			
DRAFTED IN ACCORDANCE WITH FAO ENGINEERING DRAFTING STANDARD CURRENT AT INITIAL RELEASE		DRWG STATUS: 9-18-2009_13:40 SIZE: A2	
CAD TYPE	CAD LOC.	CAD FILE:	DATA
X	CADLOC	PH8M5T-70491-JD	IS MASTER
OPER.NO.	UNIT	DRAWING	
		PH8M5T-70000-AD	
DESIGN	DETAIL	TITLESHTC CONFIRURATION CONTR	SHT 121
VYUEKSEL	VYUEKSEL	CONNECTOR	OF 132
CHECKED	SAFETY	FACEVIEWS	RH
NSAHINTU			SHOWN
SCALE	START DATE	DIVISION: EESE	Ford
01	100901	PLANT	

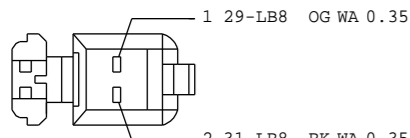
MY 2010 C307 CONNECTOR FACEVIEWS



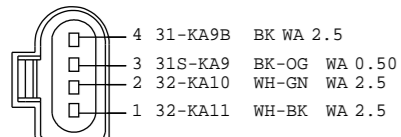
94BG-14489-LCB
C844
TO LEFT VANITY MIRROR ILLUMINATION LAMP
HARNES 14335



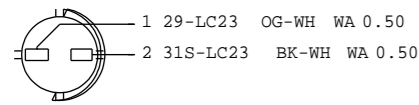
94BG-14489-LCB
C845
TO RIGHT VANITY MIRROR ILLUMINATION LAMP
HARNES 14335



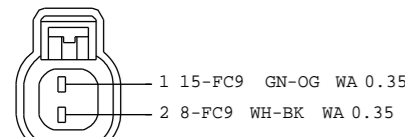
4M5T-14489-MBA
C846
TO GLOVE BOX ASSY
HARNES 14401



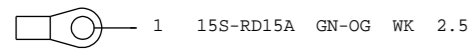
3M5T-14A464-GDA
C848
TO WINDSHIELD WIPER MOTOR (FRONT WIPER MOTOR EU)
HARNES 14K733



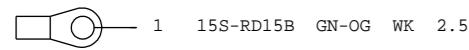
91AG-13K370-AB
C849
TO RIGHT FRONT FOOTWELL LAMP
HARNES 14401



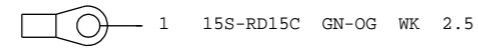
XR3T-14A464-BA
C851
TO PTC HEATER (SIGNAL)
HARNES 14401



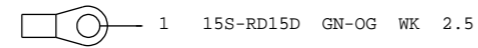
92BG-14463-GJA
C854
PRE GLOW HEATER ELEMENT 4
HARNES 14B112



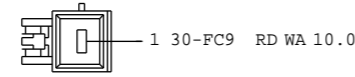
92BG-14463-GJA
C855
PRE GLOW HEATER ELEMENT 3
HARNES 14B112



92BG-14463-GJA
C856
PRE GLOW HEATER ELEMENT 2
HARNES 14B112

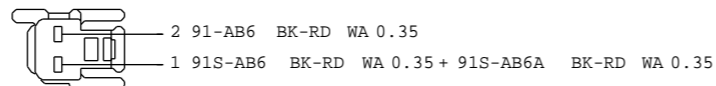


92BG-14463-GJA
C587
PRE GLOW HEATER ELEMENT 1
HARNES 14B112

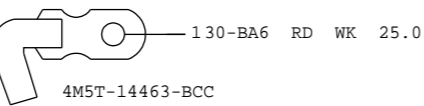


3M5T-14489-TAA
C861
TO PTC HEATER (POWER)
HARNES 14K733

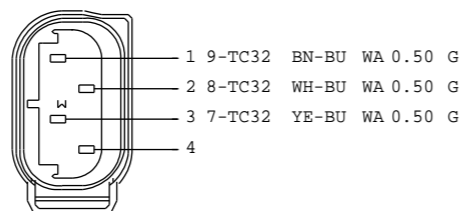
Pin 1 May also use 91S-AB6A BK-RD 0.35 WA



4S7T-14489-ZAA
C863
TO BOTTOM CLUTCH PEDAL SWITCH (MAN_TRANS ONLY)
HARNES 14014

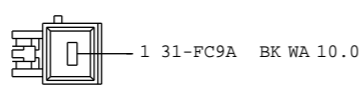


4M5T-14463-BCC
C871
TO ALTERNATOR
HARNES 14A280

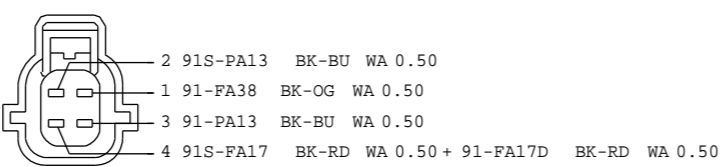


1S7T-14A464-BA
C875
TO ANALOG CLUTCH PEDAL SENSOR (ST/RS ONLY)
HARNES 14K733

Pin 1 May also use 31-FC9 BK 10.0 WA

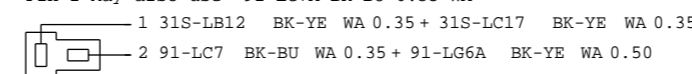


3M5T-14489-TBA
C878
TO PTC HEATER (GND)
HARNES 14K733

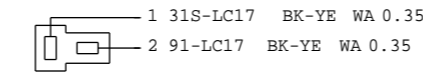


YFIT-14A464-BA
C882
TO DUAL PRESSURE SWITCH
HARNES 14K733

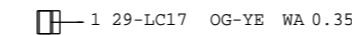
Pin 2 May also use 91-LC7 BK-BU 0.35 WA + 91-LB6A BK-YE 0.35 WA
Pin 2 May also use 91-LC7B BK-BU 0.50 WA
Pin 2 May also use 91-LC7A BK-BU 0.35 WA



81AG-14488-GA
C890
TO DOME LAMP IS SENSOR (COURTESY LIGHTING)
HARNES 14335

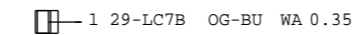


81AG-14488-GA
C891
TO REAR DOME LAMP
HARNES 14335

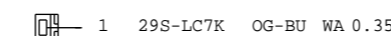


78GG-14488-SA
C892
TO REAR DOME LAMP
HARNES 14335

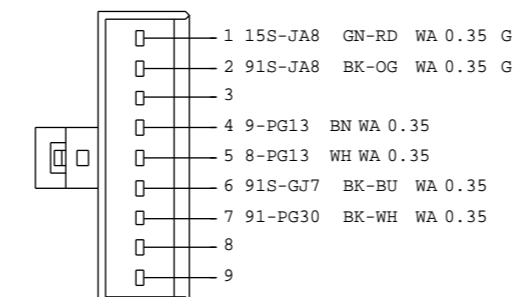
Pin 1 May also use 29-LC7A OG-BU 0.35 WA + 29-AD15A OG 0.35 WA
Pin 1 May also use 29-LB6B OG-YE 0.35 WA + 29-LC7A OG-BU 0.35 WA



78GG-14488-SA
C893
TO DOME LAMP IS SENSOR (COURTESY LIGHTING)
HARNES 14335

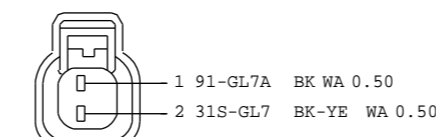


6M5T-14489-GAA
C894
TO FRONT DOME LAMP
HARNES 14335



1S7T-14489-YA
C896
TO STEERING COLUMN CLOCK SPRING UNIT
HARNES 14401

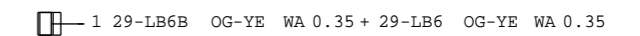
Pin 1 May also use 91-GL7 BK 0.50 WA



XR3T-14A464-AA
C897
TO HOOD SWITCH (AJAR)
HARNES 14K733

Pin 2 May also use 91-LB6 BK-YE 0.35 WA
1 31S-LB6 BK-YE WA 0.35
2 91-LB6A BK-YE WA 0.35 + 91-LB6 BK-YE WA 0.35

81AG-14488-GA
C898
TO LUGGAGE COMPARTMENT LAMP (WAGON)
HARNES 14335

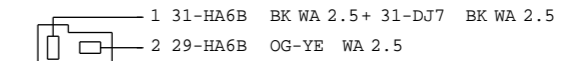


78GG-14488-SA
C899
TO LUGGAGE COMPARTMENT LAMP (WAGON)
HARNES 14335

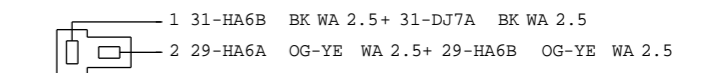


93BG-14488-SA
C911
TO FRONT CIGAR LIGHTER (ILLUMINATION)
HARNES 14401

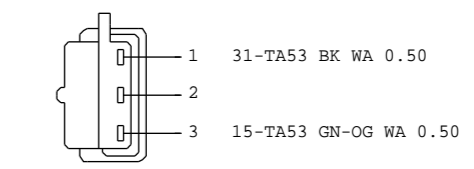
Pin 2 May also use 29-HA6 OG-YE 2.5 WA + 29-HA6A OG-YE 2.5 WA
Pin 1 May also use 31-HA6 BK 2.5 WA



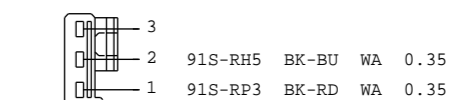
93BG-14488-GB
C912
TO FRONT CIGAR LIGHTER (POWER)
HARNES 14401/15K857



93BG-14488-GB
C913
TO POWER OUTLET
HARNES 15K857



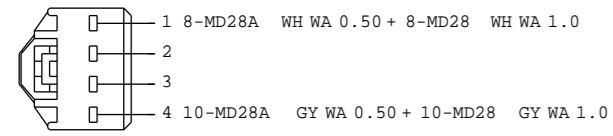
1X4T-14489-RA
C931
TO GEAR SHIFT LEVER FOR ST AND RS
HARNES 14401



E8AB-14489-AA
C933
INERTIA FUEL SHUT-OFF SWITCH (PETROL)
HARNES 14014

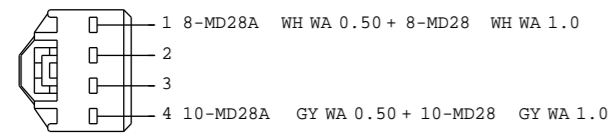
VEHICLE PROGRAM: MY 2010 C307 SYSTEM			
REVISION:01		REVISION DATE:10909	
REFERENCE EE00-E-12277984-000			
PART MUST COMPLY WITH MATERIAL SPECIFICATION WSS-M99P9999-A1 TO HELP SAFEGUARD HEALTH, SAFETY AND THE ENVIRONMENT.			
DRAFTED IN ACCORDANCE WITH FAO ENGINEERING DRAFTING STANDARD CURRENT AT INITIAL RELEASE		DRWG STATUS: 9-18-2009_13:41 SIZE: A2	
CAD TYPE	CAD LOC.	CAD FILE:	DATA IS MASTER
X	CADLOC	PH8M5T-70491-KD	
OPER.NO.	UNIT	DRAWING PH8M5T-70000-AD	
DESIGN	DETAIL	TITLESHTMTC CONFIRURATION CONTR	SHT 122
VYUEKSEL	VYUEKSEL	CONNECTOR	OF 132
CHECKED	SAFETY	FACEVIEWS	RH
NSAHINTU		.	SHOWN
SCALE	START DATE	DIVISION: EESE	Ford
01	100901	PLANT	

MY 2010 C307 CONNECTOR FACEVIEWS



3M5T-14489-RDA

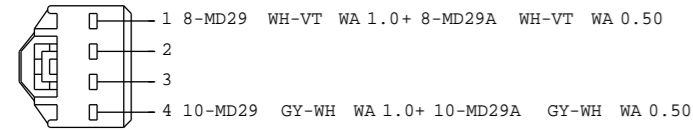
C937
TO DRIVER SPEAKER (WOOFER)
HARNES 14A584



3M5T-14489-RDA

C938
TO PASSENGER SPEAKER (WOOFER)
HARNES 14K138

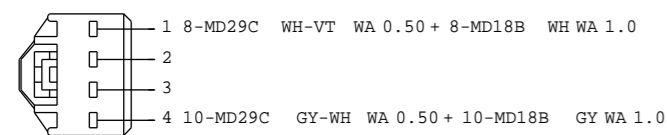
Pin 4 May also use 10-MD29 GY-WH 1.0 WA
Pin 1 May also use 8-MD29 WH-VT 1.0 WA
Pin 4 May also use 10-MD29A GY-WH 0.50 WA + 10-MD11C GY-WH 1.0 WA
Pin 1 May also use 8-MD29A WH-VT 0.50 WA + 8-MD11C WH-VT 1.0 WA
Pin 4 May also use 10-MD29A GY-WH 0.50 WA + 10-MD11B GY-WH 1.0 WA
Pin 1 May also use 8-MD29A WH-VT 0.50 WA + 8-MD11B WH-VT 1.0 WA



3M5T-14489-RDA

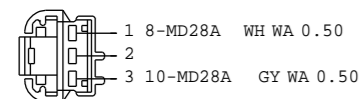
C939
TO LEFT/RIGHT REAR SPEAKER (WOOFER)
HARNES 14240/14014

Pin 1 May also use 8-MD18C WH 1.0 WA + 8-MD29C WH-VT 0.50 WA
Pin 1 May also use 10-MD18C GY 1.0 WA + 10-MD29C GY-WH 0.50 WA



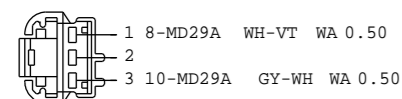
3M5T-14489-RDA

C940
TO RIGHT REAR SPEAKER (WOOFER)
HARNES 14014



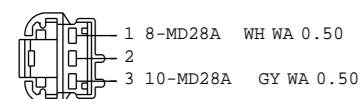
2L2T-14A464-BA

C941
TO DRIVER SUB SPEAKER (TWEETER)
HARNES 14A584



2L2T-14A464-BA

C942
TO LEFT/RIGHT REAR SUB SPEAKER (TWEETER)
HARNES 14014/14240



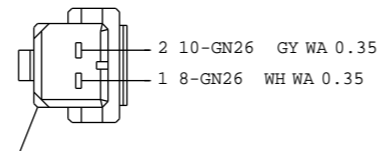
2L2T-14A464-BA

C943
TO PASSENGER SUB SPEAKER (TWEETER)
HARNES 14K138



2L2T-14A464-BA

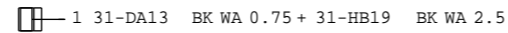
C944
TO RIGHT REAR SUB SPEAKER (TWEETER)
HARNES 14014



F7LB-14489-AA

C947
TO REAR SOUNDER (PARKING AID SYSTEM)
HARNES 14014

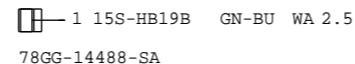
Pin 1 May also use 31-HB19 BK 2.5 WA



78GG-14488-SA

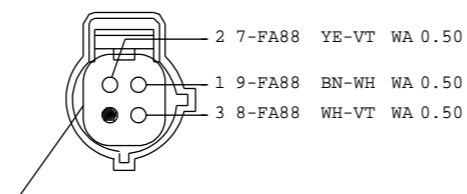
C950
TO REAR WINDOW HEATER (MOVABLE GLASS)
HARNES 17N400/14014

Pin 1 May also use 15S-HB19 BK 2.5 WA
Pin 1 May also use 15S-HB19A GN-BU 2.5 WA



78GG-14488-SA

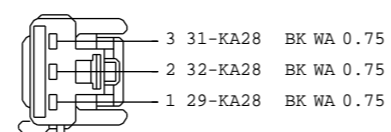
C951
TO REAR WINDOW HEATER (MOVABLE GLASS)
HARNES 17N400/14014



F75B-14A464-AGA

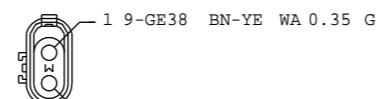
C965
TO A/C PRESSURE SENSOR
HARNES 14K733

Pin 2 May also use 32-KA28A WH-RD 0.75 WA
Pin 1 May also use 29-KA28A OG-BU 0.75 WA



4S7T-14489-VCA

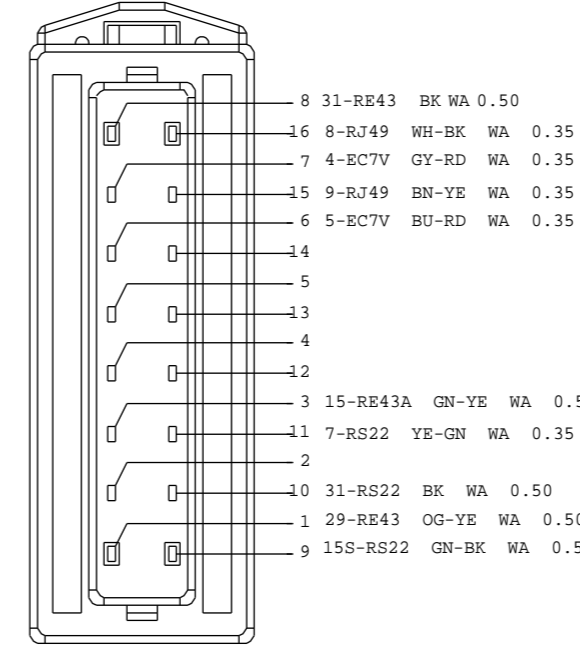
C971
TO REAR WIPER MOTOR
HARNES 17N400



91AG-14A464-BBC

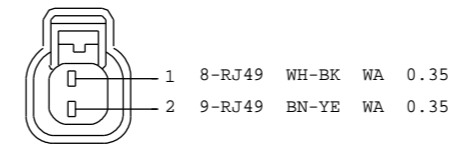
C974
TO AMBIENTE TEMPERATURE SENSOR
HARNES 14K733

Pin 8 May also use 31-RE43B BK 0.50 WA
Pin 7 May also use 4-EC7E GY-RD 0.35 WA
Pin 6 May also use 5-EC7E BU-RD 0.35 WA
Pin 3 May also use 15-RE43 GN-YE 0.50 WA



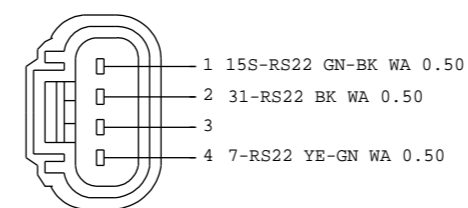
3M5T-14489-VNA

C985
TO DOSING MODULE
HARNES 14014



XR3T-14A464-AA

C986
TO FUEL FILLER CAP SENSOR
HARNES 14014



YF1T-14A464-CA

C987
TO ADD TANK CONTROL & PUMP MODULE
HARNES 2B325

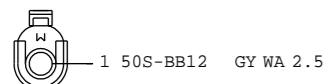
FPN's NOT FOUND ON SYMBOL LIBRARY

C90	3M5T-14489-FJE
C95	3M5T-14489-ARC
C96	3M5T-14489-ZRC
C99	3M5T-14489-BPC
C103	3M5T-14489-APC
C130	AV6N-14A464-ZA
C432	1X4T-14N003-CB
C704	AH4T-14A464-AA
C730	3M5T-14489-AUB
C930	3M5T-14489-DAA

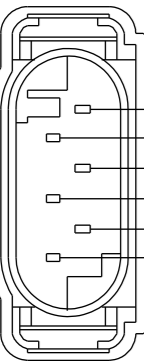
VEHICLE PROGRAM: MY 2010 C307 SYSTEM			
REVISION:01		REVISION DATE:10909	
REFERENCE		EE00-E-12277984-000	
PART MUST COMPLY WITH MATERIAL SPECIFICATION WSS-M99P9999-A1 TO HELP SAFEGUARD HEALTH, SAFETY AND THE ENVIRONMENT.			
DRAFTED IN ACCORDANCE WITH FAO ENGINEERING DRAFTING STANDARD CURRENT AT INITIAL RELEASE		DRWG STATUS: 9-18-2009_13:42 SIZE: A2	
CAD TYPE	CAD LOC.	CAD FILE:	DATA IS MASTER
X	CADLOC	PH8M5T-70491-LD	
OPER.NO.	UNIT	DRAWING PH8M5T-70000-AD	
DESIGN	DETAIL	TITLESHTC CONFIRURATION CONTR	SHT 123
VYUEKSEL	VYUEKSEL	CONNECTOR	OF 132
CHECKED	SAFETY	FACEVIEWS	RH
NSAHINTU	.		SHOWN
SCALE	START DATE	DIVISION: EESE	Ford
01	100901	PLANT	

MY 2010 C307 DV6 ENGINE PART CONNECTOR FACEVIEWS

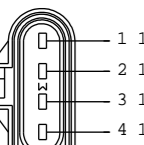
Pin 1 May also use 50-BB12 GY 1.5 WA



91AG-14A464-EAA
C120
TO 14A280
HARNESS 12A690

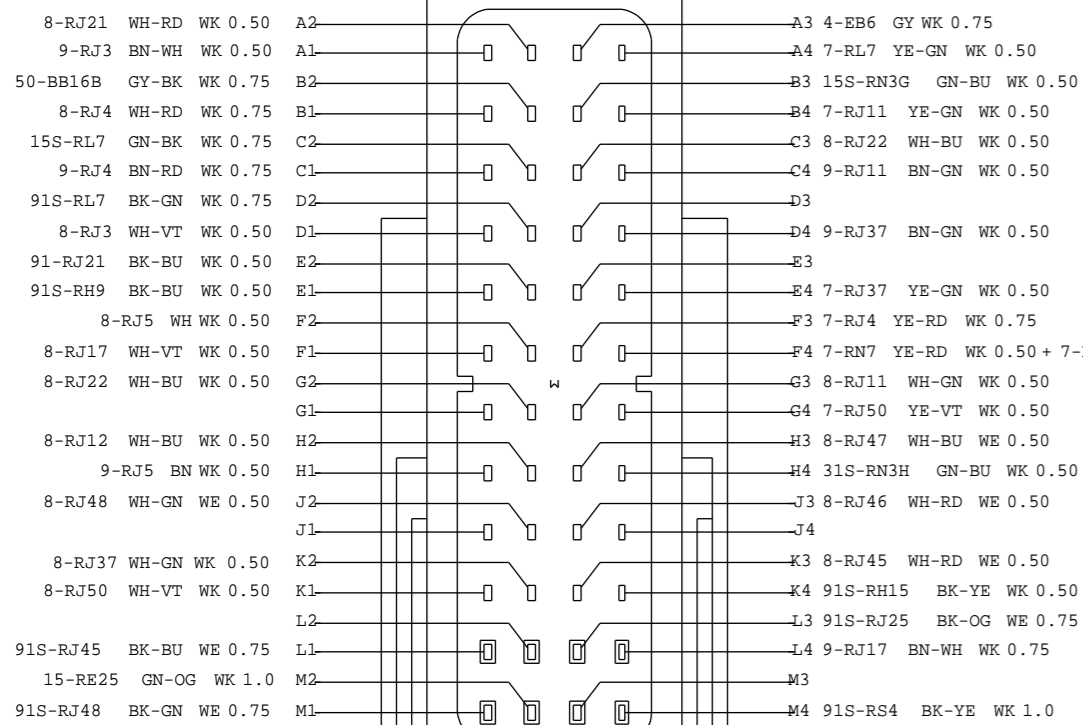


2L1T-14A464-YA
C252
TO GEAR NEUTRAL SENSOR
HARNESS 12A690

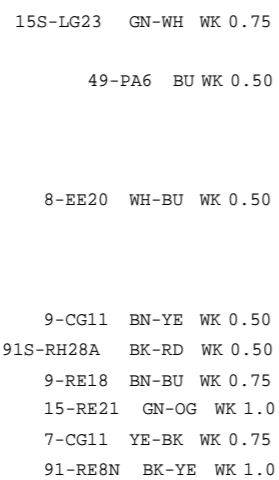


4S7T-14A464-AB
C300
TO 14B112 (KOSTAL JUMPER)
HARNESS 12A690

Pin A3 May also use 4-EB6 GY 0.50 WE
Pin L1 May also use 10-RJ45 GY-RD 0.75 WE
Pin F4 May also use 7-RJ3 YE-VT 0.50 WK
Pin F1 May also use 8-RJ17 WH-VT 0.50 WE
Pin L4 May also use 9-RJ17 BN-WH 0.75 WE
Pin E4 May also use 7-RJ37 YE-GN 0.50 WE
Pin K2 May also use 8-RJ37 WH-GN 0.50 WE
Pin D4 May also use 9-RJ37 BN-GN 0.50 WE
Pin A2 May also use 31S-GC21A BK-GN 0.50 TW
Pin A3 May also use 4-EB6B BU 0.50 TW
Pin J2 May also use 30-DC26 RD 0.50 WK
Pin K3 May also use 7-RE18 YE-BU 0.50 WK
Pin M1 May also use 91S-DC26 BK-BU 0.75 WK



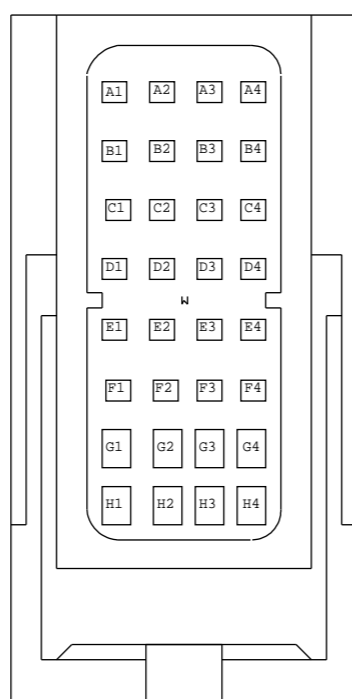
1M5T-14A464-CLB
C417
TO ECM MODULE (PCM)
HARNESS 12A690



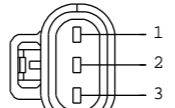
Pin C3 May also use 15-RE17 GN-BU 0.50 WK
Pin E3 May also use 31S-GC21B BK-GN 0.50 WE
Pin E3 May also use 91S-PD12 BK-RD 0.50 WK

1M5T-14A464-ALB
C418
TO ECM MODULE (PCM)
HARNESS 12A690

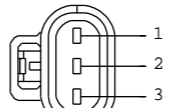
Pin B1 May also use 5-EB6 BU 0.75 WK
Pin B1 May also use 5-EB6B BU 0.50 TW
Pin B1 May also use 8-RJ14 WH 0.50 WE
Pin A4 May also use 8-RJ45 WH-RD 0.50 WE
Pin A1 May also use 31S-BB16 BK-RD 0.50 WK



1M5T-14A464-BRB
C419
TO ECM MODULE (PCM)
HARNESS 12A690



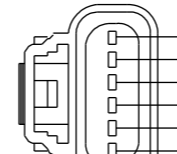
6M5T-14A464-FCA
C575
TO CRANKSHAFT POSITION SENSOR
HARNESS 12A690



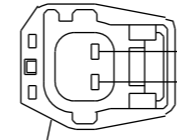
2S6T-14A464-DRA
C586
TO FUEL RAIL PRESSURE SENSOR
HARNESS 12A690



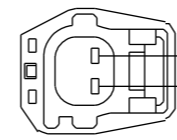
1L2T-14A464-TA
C592
TO HIGH PRESSURE FUEL PUMP
HARNESS 12A690



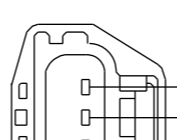
3W4T-14A464-VA(XXX)
C596
TO MASS AIR FLOW SENSOR
HARNESS 12A690



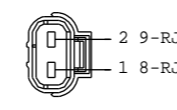
YC1T-14A464-AAA
C638
TO EGT PRE CAT SENSOR
HARNESS 12A690



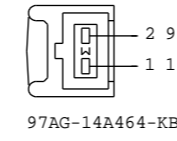
XW4T-14A464-EAA
C639
TO EGT POST CAT SENSOR
HARNESS 12A690



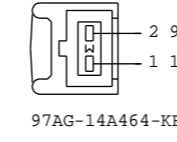
XW4T-14A464-FB
C640
TO DIFFERENTIAL PRESSURE SENSOR (DPF ONLY)
HARNESS 12A690



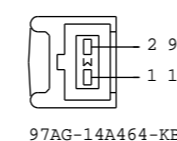
1M5T-14A464-FCA
C655
TO INTAKE AIR TEMPERATURE SENSOR
HARNESS 12A690



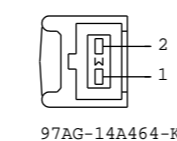
97AG-14A464-KBA
C771
TO INJECTOR 1
HARNESS 12A690



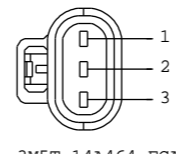
97AG-14A464-KBA
C772
TO INJECTOR 2
HARNESS 12A690



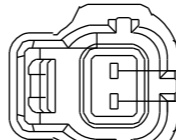
97AG-14A464-KBA
C773
TO INJECTOR 3
HARNESS 12A690



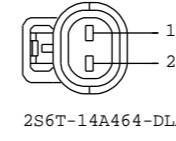
97AG-14A464-KBA
C774
TO INJECTOR 4
HARNESS 12A690



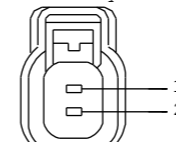
3M5T-14A464-FCA
C778
TO WATER IN FUEL
HARNESS 12A690




F5AB-14A464-BB
C779
TO COOLANT TEMPERATURE ENGINE SENSOR
HARNESS 12A690



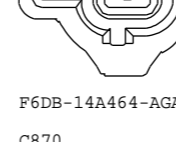
2S6T-14A464-DLA
C790
TO VARIABLE TURBO CONTROL
HARNESS 12A690



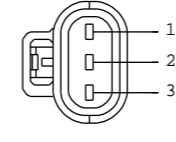
4W7T-14A464-CB
C864
TO TRANSMISSION SWITCH HC (BACKUP LAMP SWITCH)
HARNESS 12A690



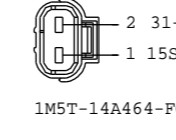
F6DB-14A464-AGA
C870
TO ALTERNATOR
HARNESS 12A690



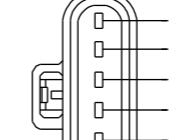
3M5T-14A464-ECA
C906
TO CAMSHAFT POSITION SENSOR
HARNESS 12A690



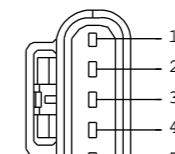
1M5T-14A464-FCA
C945
TO FUEL FILTER HEATER
HARNESS 12A690



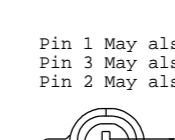
3M5T-14A464-FGA
C946
TO EGR THROTTLE SENSOR
HARNESS 12A690



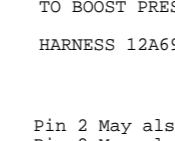
3M5T-14A464-FGA
C946
TO EGR THROTTLE SENSOR
HARNESS 12A690



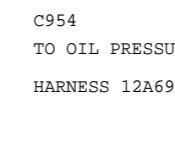
4S6T-14A464-FCA
C949
TO EGR VALVE
HARNESS 12A690



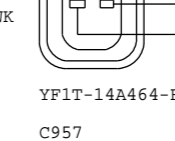
2S6T-14A464-DSA
C953
TO BOOST PRESSURE SENSOR
HARNESS 12A690



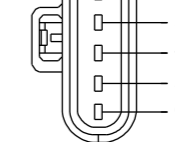
2S6T-14A464-DLA
C954
TO OIL PRESSURE SWITCH
HARNESS 12A690




YF1T-14A464-FA
C957
TO AC CLUTCH SOLENOID
HARNESS 12A690



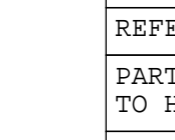
3M5T-14A464-FFA
C983
TO INTERCOOLER BYPASS THROTTLE (DPF/CDPF ONLY)
HARNESS 12A690



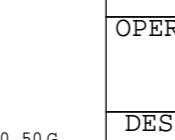
3M5T-14A464-FFA
C983
TO INTERCOOLER BYPASS THROTTLE (DPF/CDPF ONLY)
HARNESS 12A690



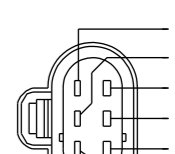
3M5T-14A464-FCA
C945
TO FUEL FILTER HEATER
HARNESS 12A690



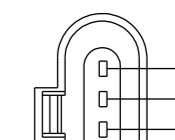
3M5T-14A464-FGA
C946
TO EGR THROTTLE SENSOR
HARNESS 12A690



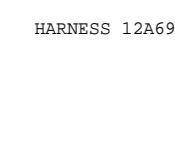
3M5T-14A464-FGA
C946
TO EGR THROTTLE SENSOR
HARNESS 12A690



6G9T-14A464-XDA
C995
TO LAMBDA SENSOR
HARNESS 12A690



5W9T-14A464-AA
C996
TO SMART THROTTLE
HARNESS 12A690



2S6T-14A464-DLA
C954
TO OIL PRESSURE SWITCH
HARNESS 12A690



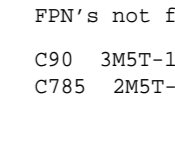
YF1T-14A464-FA
C957
TO AC CLUTCH SOLENOID
HARNESS 12A690



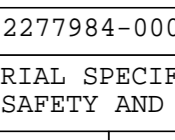
3M5T-14A464-FFA
C983
TO INTERCOOLER BYPASS THROTTLE (DPF/CDPF ONLY)
HARNESS 12A690



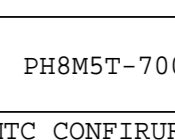
3M5T-14A464-FFA
C983
TO INTERCOOLER BYPASS THROTTLE (DPF/CDPF ONLY)
HARNESS 12A690



3M5T-14A464-FCA
C945
TO FUEL FILTER HEATER
HARNESS 12A690



3M5T-14A464-FGA
C946
TO EGR THROTTLE SENSOR
HARNESS 12A690



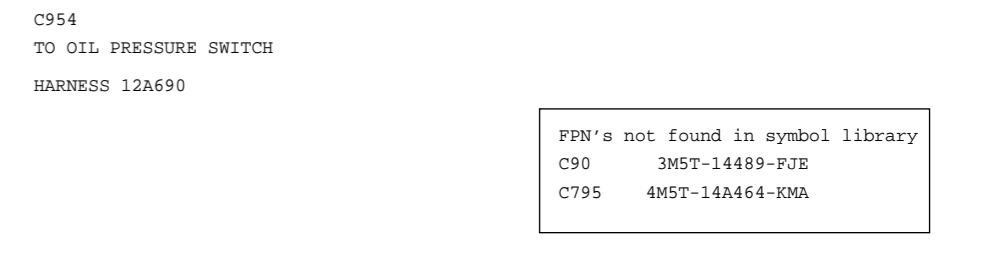
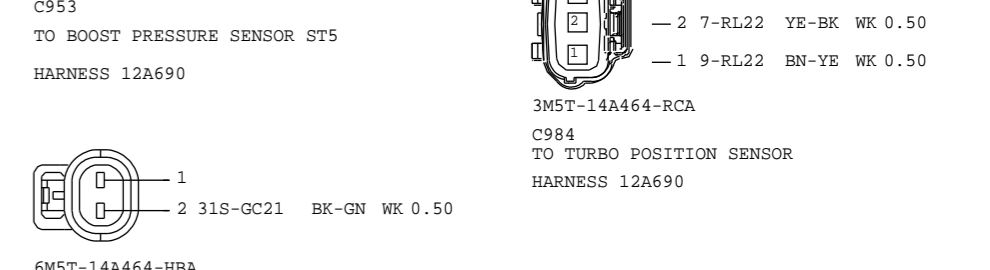
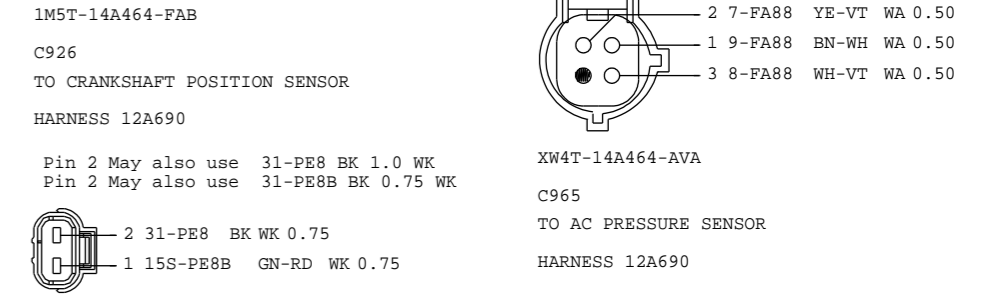
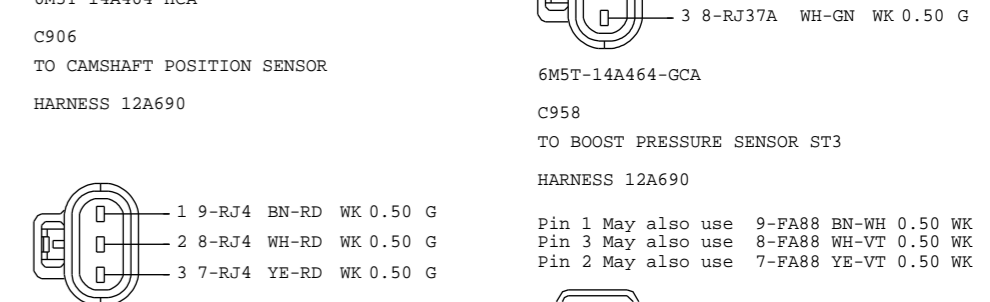
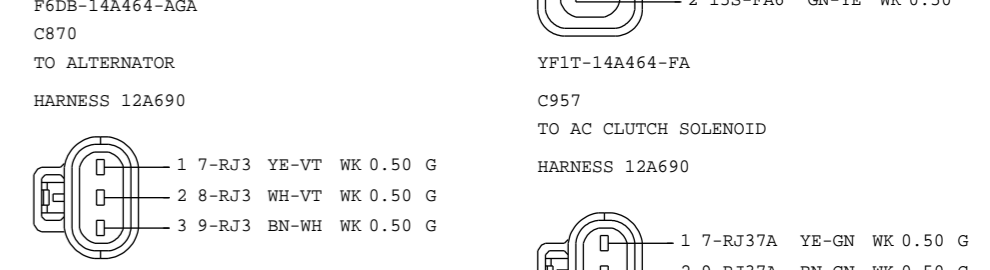
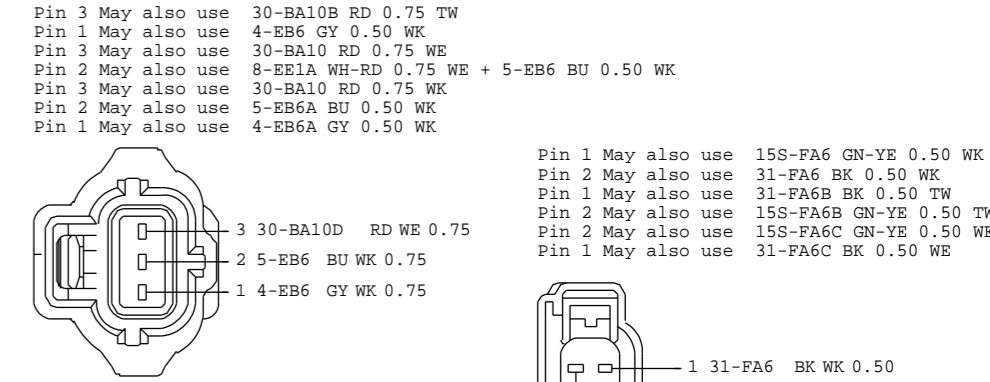
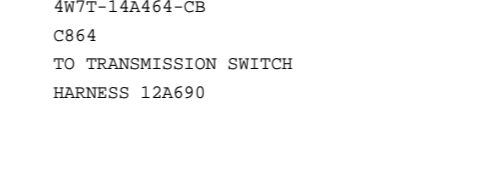
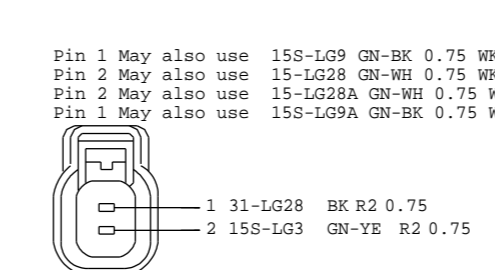
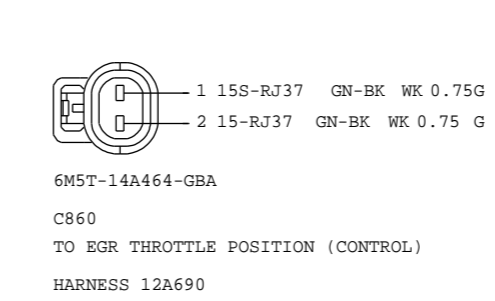
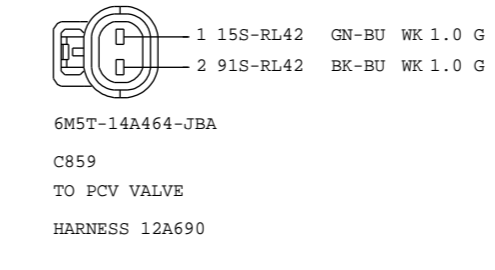
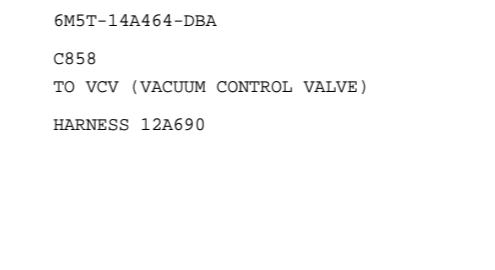
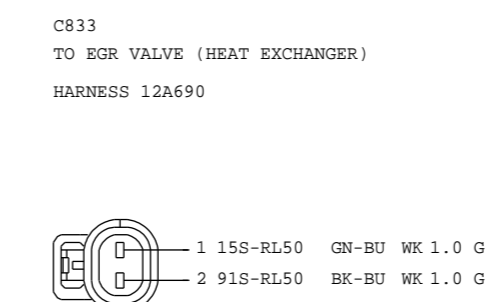
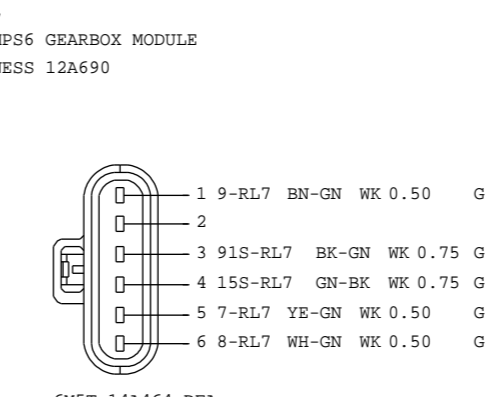
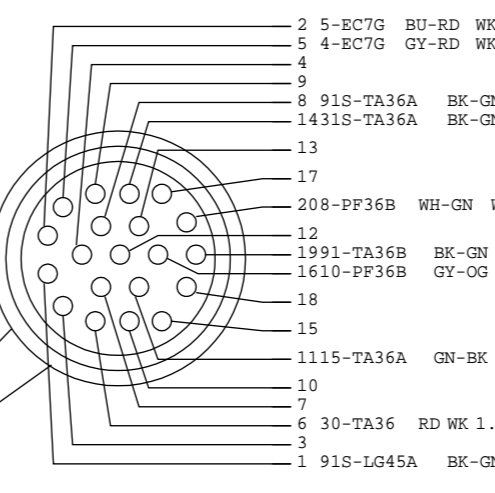
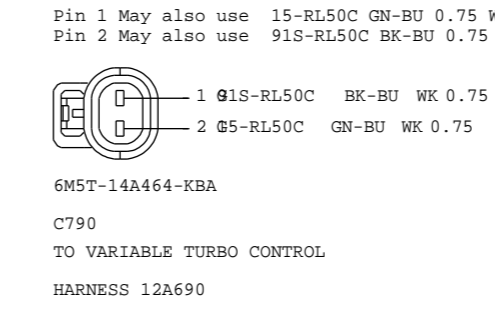
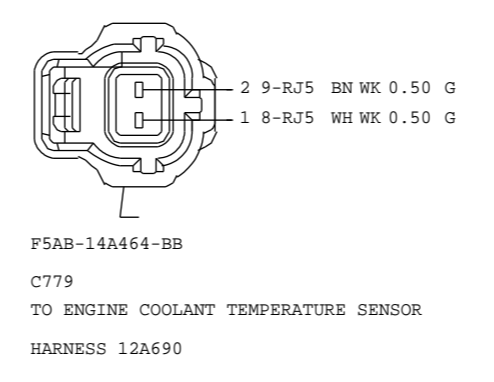
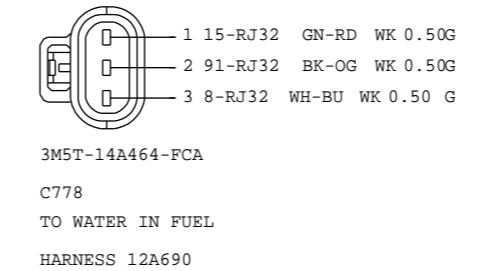
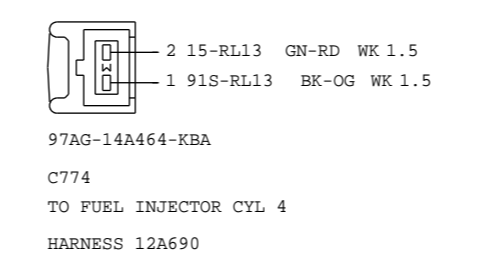
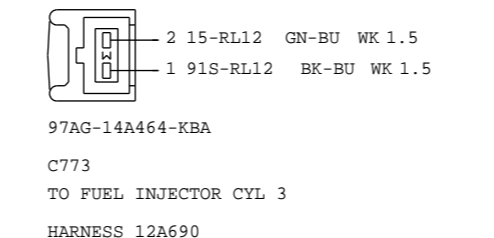
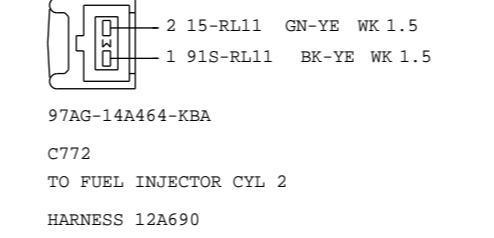
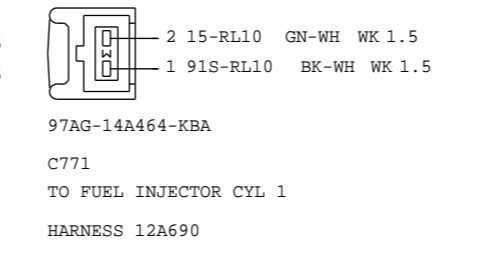
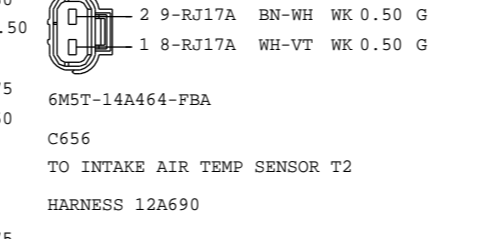
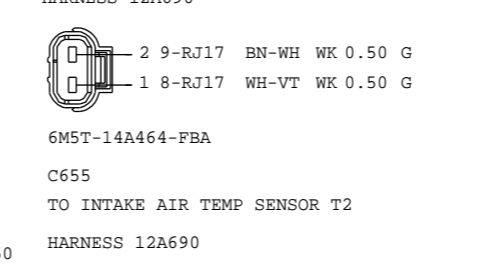
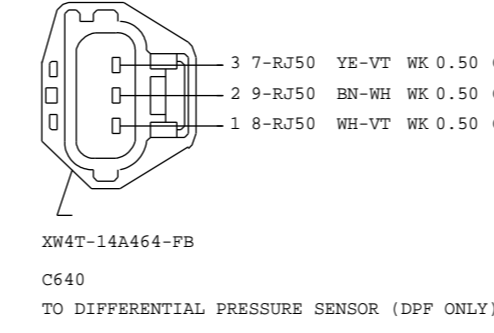
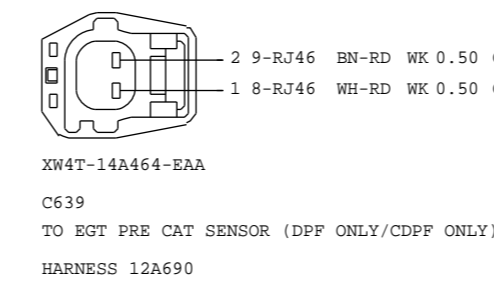
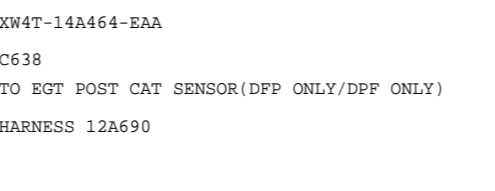
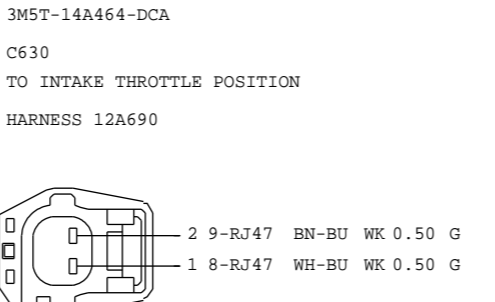

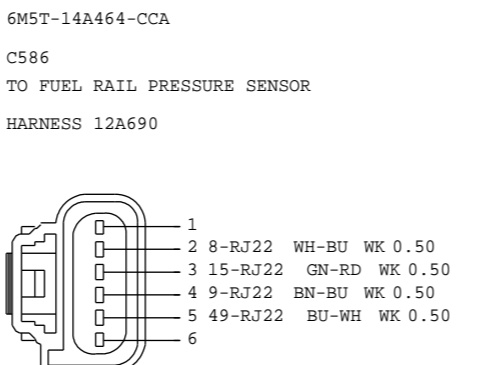
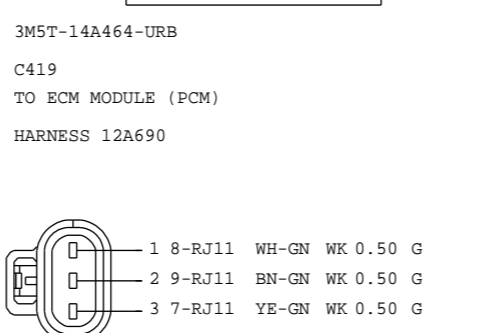
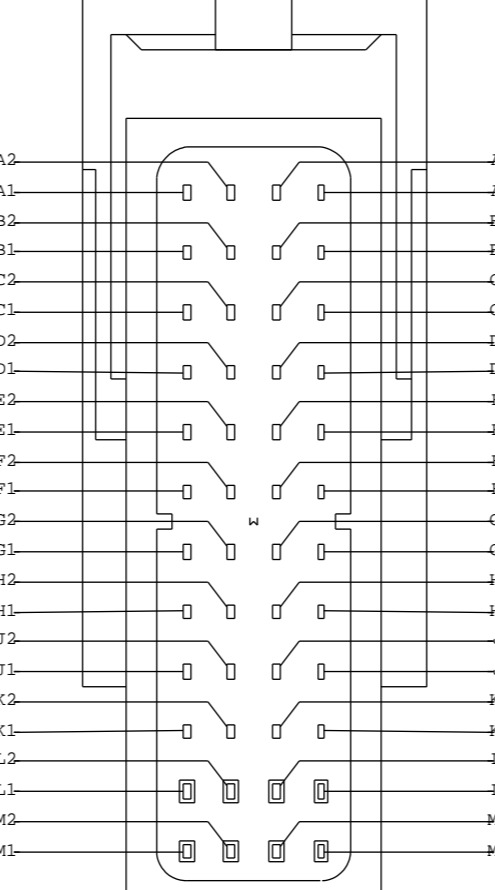
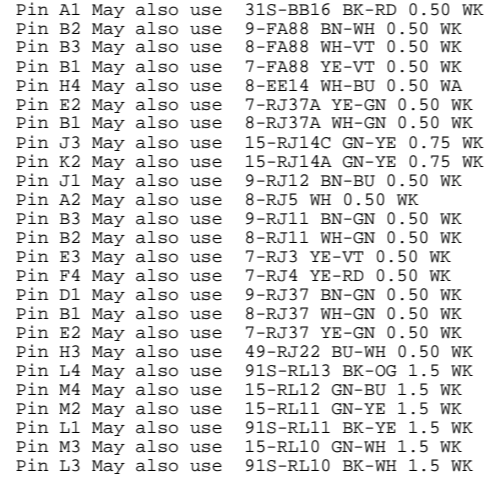
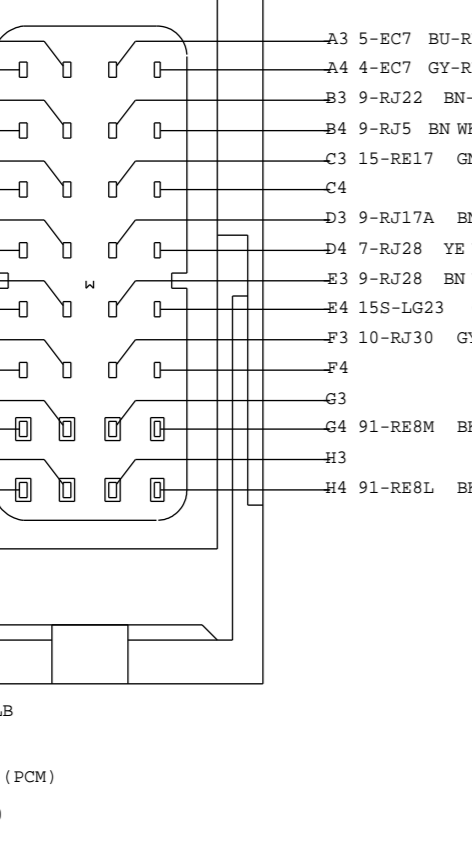

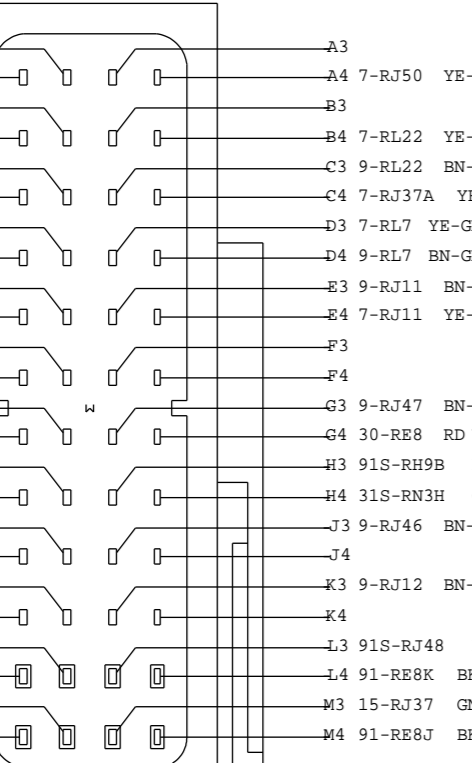
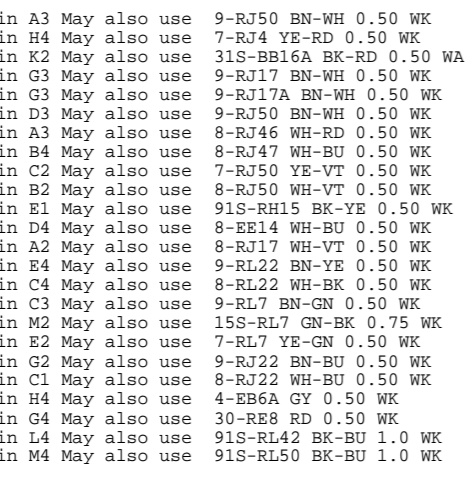
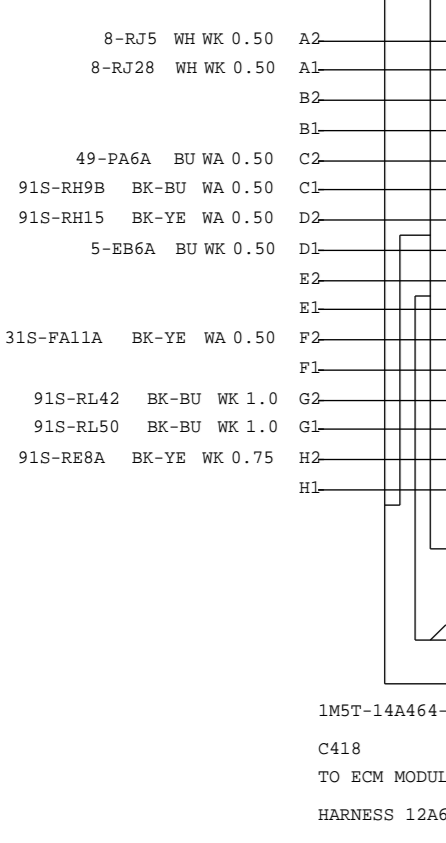
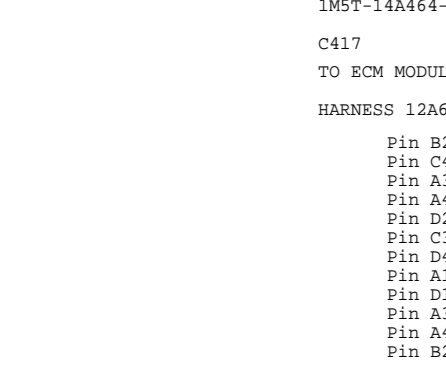
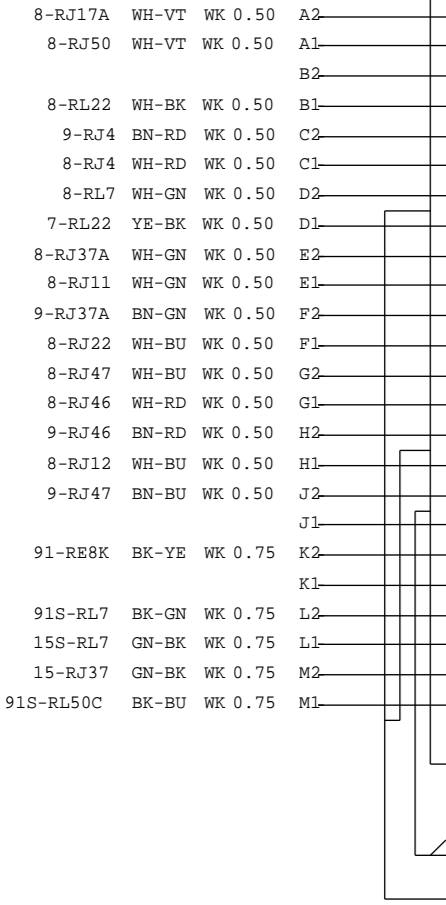
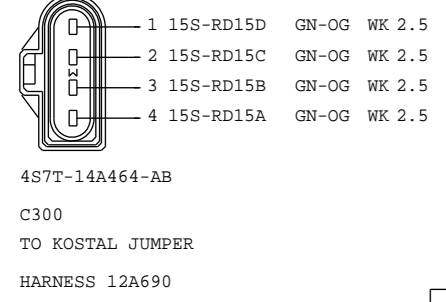
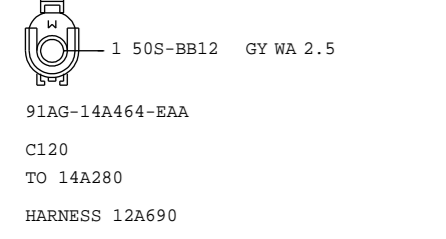
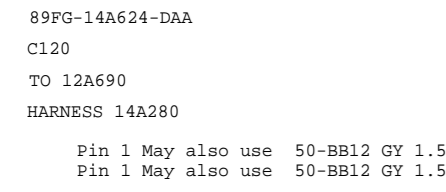
3M5T-14A464-FGA
C946
TO EGR THROTTLE SENSOR
HARNESS 12A690

FPN's not found in symbol library
C90 3M5T-14489-FJE
C785 2M5T-14A464-KMA

VEHICLE PROGRAM: MY 2010 C307			
SYSTEM			
REVISION:01		REVISION DATE:10909	
REFERENCE EE00-E-12277984-000			
PART MUST COMPLY WITH MATERIAL SPECIFICATION WSS-M99P9999-A1 TO HELP SAFEGUARD HEALTH, SAFETY AND THE ENVIRONMENT.			
DRAFTED IN ACCORDANCE WITH FAO ENGINEERING DRAFTING STANDARD CURRENT AT INITIAL RELEASE		DRWG STATUS: 9-18-2009_13:43	
SIZE: A2			
CAD TYPE	CAD LOC.	CAD FILE:	DATA
X	CADLOC	PH8M5T-70491-MD	IS MASTER
OPER. NO.	UNIT	DRAWING	
		PH8M5T-70000-AD	
DESIGN	DETAIL	TITLESHMTC CONFIRURATION CONTR	SHT 124
VYUEKSEL	VYUEKSEL	DV6 ENGINE PART	OF 132
CHECKED	SAFETY	CONNECTOR	RH
NSAHINTU		FACEVIEWS	SHOWN
SCALE	START DATE	DIVISION: EESE	Ford
01	100901	PLANT	

MY 2010 C307 DW10 ENGINE PART CONNECTOR FACEVIEWS

89PG-14A624-DAA
C120
TO 12A690
HARNES 12A690

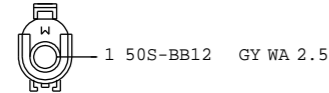


VEHICLE PROGRAM: MY 2010 C307			
SYSTEM			
REVISION:01		REVISION DATE:10909	
REFERENCE EE00-E-12277984-000			
PART MUST COMPLY WITH MATERIAL SPECIFICATION WSS-M99P9999-A1 TO HELP SAFEGUARD HEALTH, SAFETY AND THE ENVIRONMENT.			
DRAFTED IN ACCORDANCE WITH FAO ENGINEERING DRAFTING STANDARD CURRENT AT INITIAL RELEASE		DRWG STATUS: 9-18-2009_13:46	
SCALE		SIZE: A2	
CAD TYPE	CAD LOC.	CAD FILE:	DATA
X	CADLOC	PH8M5T-70491-ND	IS MASTER
OPER. NO.	UNIT	DRAWING	
		PH8M5T-70000-AD	
DESIGN	DETAIL	TITLESHTMTC CONFIRURATION CONTR	SHT 125
VYUEKSEL	VYUEKSEL	DW10 ENGINE PART	OF 132
CHECKED	SAFETY	CONNECTOR	RH
NSAHINTU		FACEVIEWS	SHOWN
SCALE	START DATE	DIVISION: EESE	Ford
01	100901	PLANT	

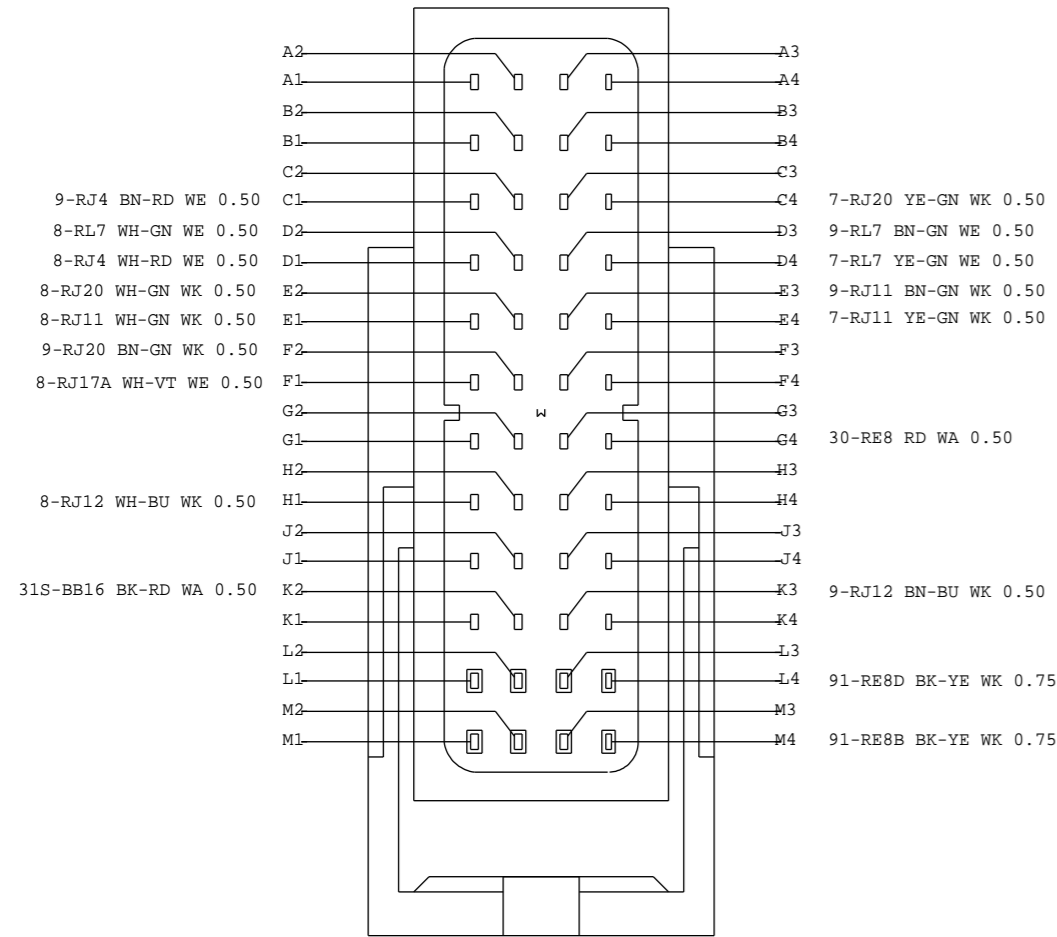
FPN's not found in symbol library
C90 3M5T-14489-FJE
C795 4M5T-14A464-KMA

MY 2010 C307 LYNX ENGINE PART CONNECTOR FACEVIEWS

Pin 1 May also use 50-BB12 GY 1.5 WA

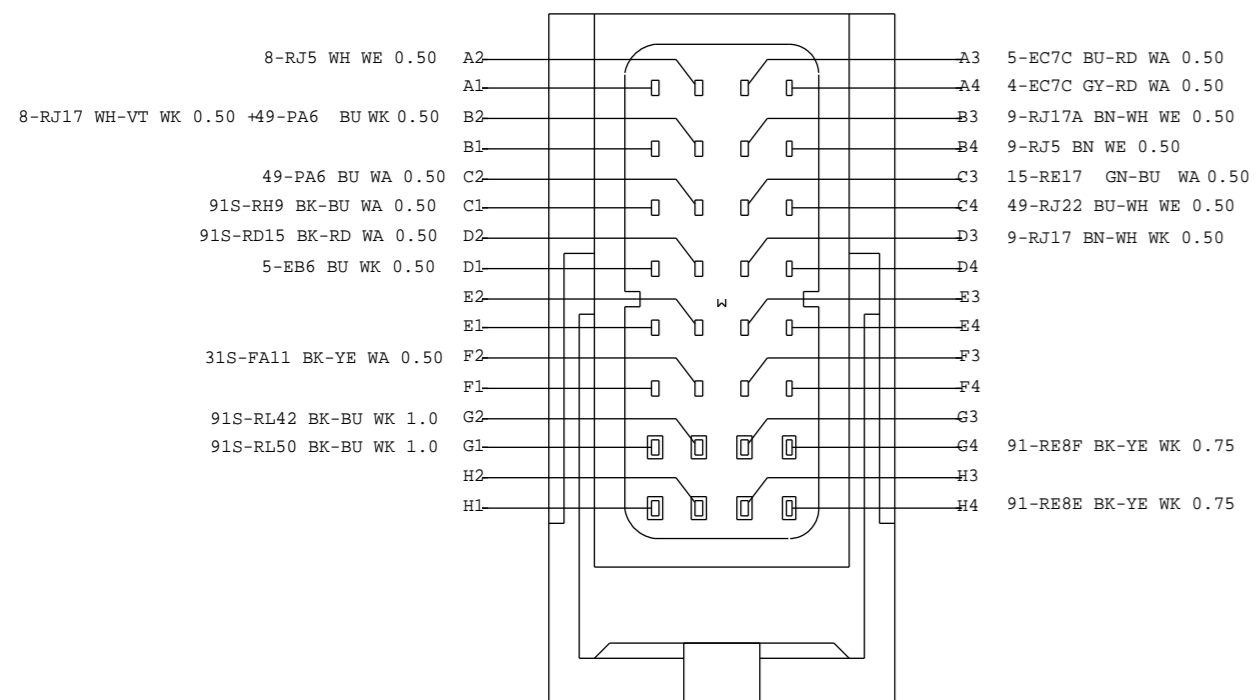


91AG-14A464-EAA
C120
TO STARTER MOTOR
HARNES 12A690

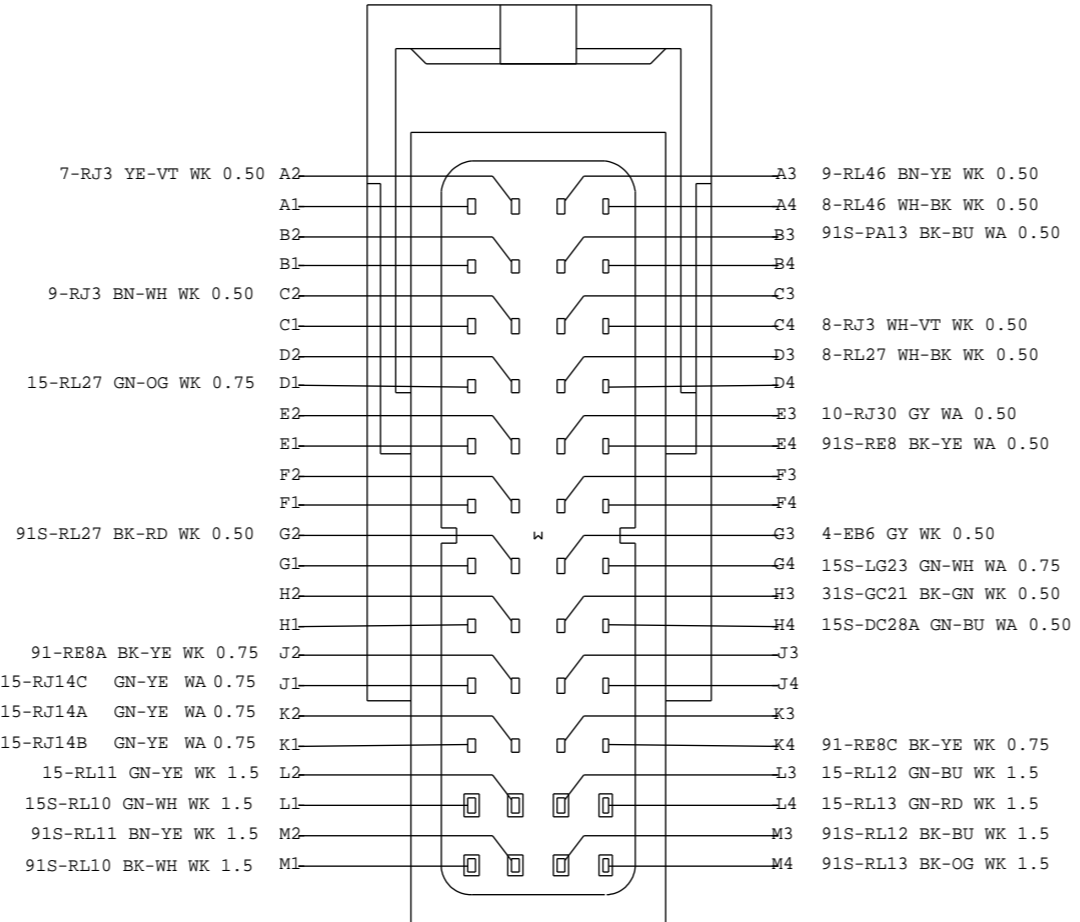


1M5T-14A464-CLB
C417
TO ECM MODULE (PCM)
HARNES 12A690

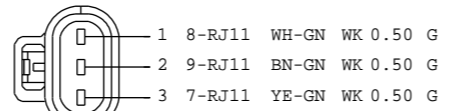
Pin A4 May also use 4-EC7C GY-RD 0.50 WK
Pin A3 May also use 5-EC7C BU-RD 0.50 WK



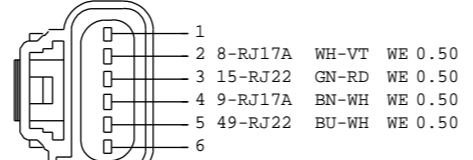
1M5T-14A464-ALB
C418
TO ECM MODULE (PCM)
HARNES 12A690



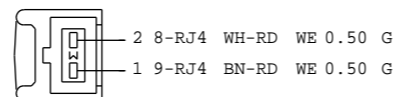
3M5T-14A464-URB
C419
TO ECM MODULE (PCM)
HARNES 12A690



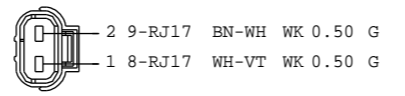
2S6T-14A464-DRA
C586
TO FUEL RAIL PRESS.TRANSDUCER SENSOR
HARNES 12A690



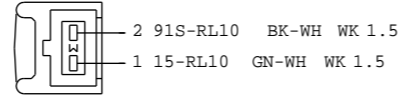
3W4T-14A464-VA(XXX)
C596
TO MAP SENSOR
HARNES 12A690



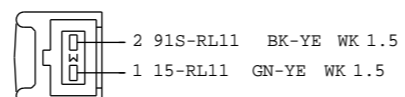
97AG-14A464-HBA
C643
TO CRANKSHAFT POSITION SENSOR
HARNES 12A690



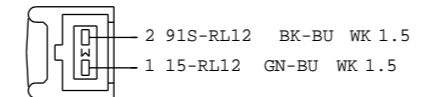
1M5T-14A464-PCA
C654
TO AIR CHARGE TEMP SENSOR
HARNES 9H589



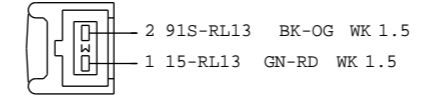
97AG-14A464-KBA
C771
TO FUEL INJECTOR CYL. 1
HARNES 12A690



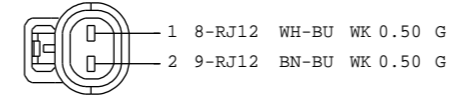
97AG-14A464-KBA
C772
TO FUEL INJECTOR CYL. 2
HARNES 12A690



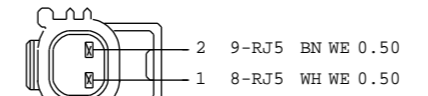
97AG-14A464-KBA
C773
TO FUEL INJECTOR CYL. 3
HARNES 12A690



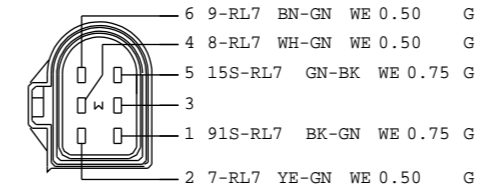
97AG-14A464-KBA
C774
TO FUEL INJECTOR CYL. 4
HARNES 12A690



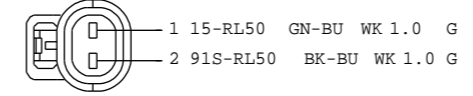
2S6T-14A464-DMA
C785
TO FUEL TEMP SENSOR
HARNES 12A690



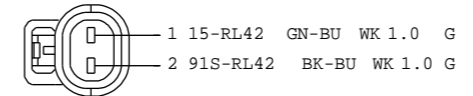
98AG-14A624-ABB
C786
TO CYLINDER HEAD TEMP SENSOR
HARNES 12A690



3M5T-14A464-DZA
C833
TO EGR VALVE (HEAT EXCHANGER)
HARNES 12A690

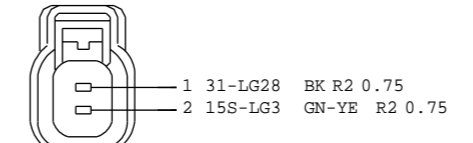


2S6T-14A464-DPA
C858
TO VCV (VACUUM CONTROL VALVE)
HARNES 12A690

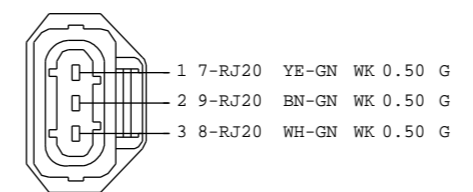


2S6T-14A464-DNA
C859
TO PCV VALVE
HARNES 12A690

Pin 2 May also use 15-LG28 GN-WH 0.75 WK
Pin 1 May also use 15S-LG9 GN-BK 0.75 WK

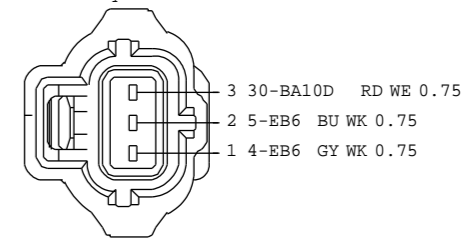


4W7T-14A464-CB
C864
TO TRANSMISSION SWITCH HC (BACKUP LAMP SWITCH)
HARNES 12A690

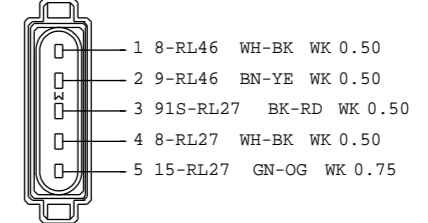


1L2T-14A464-UA
C868
TO MAP SENSOR
HARNES 12A690

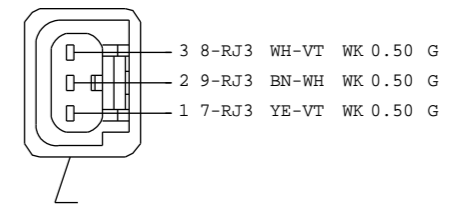
Pin 3 May also use 30-BA10B RD 0.75 TW
Pin 3 May also use 30-BA10 RD 0.75 WE
Pin 2 May also use 8-EE1A WH-RD 0.75 WE + 5-EB6 BU 0.50 WK
Pin 2 May also use 5-EB6 BU 0.50 WK
Pin 1 May also use 4-EB6 GY 0.50 WK
Pin 3 May also use 30-BA10 RD 0.75 WK



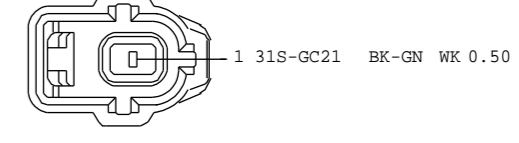
F6DB-14A464-AGA
C870
TO ALTERNATOR
HARNES 12A690



6R8Q-14A464-AA
C886
TO SREA TURBO ACTIVATOR
HARNES 12A690

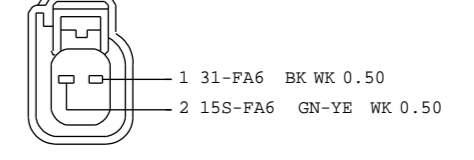


1W7T-14A464-MA
C906
TO CAMSHAFT POSITION SENSOR
HARNES 12A690

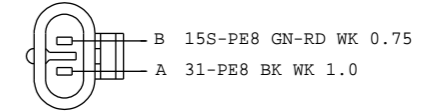


F65B-14A464-CA
C954
TO OIL PRESSURE SWITCH
HARNES 12A690

Pin 1 May also use 31-FA6B BK 0.50 TW
Pin 2 May also use 15S-FA6B GN-YE 0.50 TW
Pin 2 May also use 15S-FA6C GN-YE 0.50 WE
Pin 1 May also use 31-FA6C BK 0.50 WE



YF1T-14A464-FA
C957
TO AC CLUTCH SOLENOID
HARNES 12A690




4M5T-14A464-GXA
C970
TO FILTER HEATER ELEMENT
HARNES 12A690

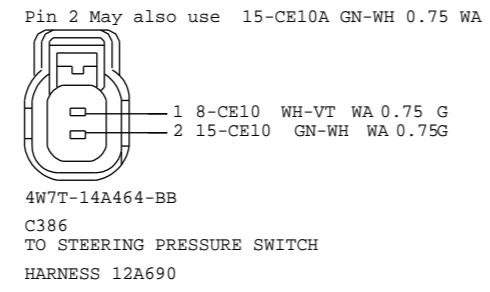
FPN's not found in symbol library
C90 3M5T-14489-FJE
C964 2M5T-14463-CA

VEHICLE PROGRAM: MY 2010 C307 SYSTEM			
REVISION:01		REVISION DATE:210909	
REFERENCE EE00-E-12277984-000			
PART MUST COMPLY WITH MATERIAL SPECIFICATION WSS-M99P9999-A1 TO HELP SAFEGUARD HEALTH, SAFETY AND THE ENVIRONMENT.			
DRAFTED IN ACCORDANCE WITH FAO ENGINEERING DRAFTING STANDARD CURRENT AT INITIAL RELEASE		DRWG STATUS: 9-18-2009_13:46	
CAD TYPE: X		CAD FILE: PH8M5T-70491-OD	
OPER.NO.		UNIT: DRAWING PH8M5T-70000-AD	
DESIGN	DETAIL	TITLESHMTC CONFIRURATION CONTR	SHT 126
VYUEKSEL	VYUEKSEL	LYNX ENGINE PART	OF 132
CHECKED	SAFETY	CONNECTOR	RH
NSAHINTU		FACEVIEWS	SHOWN
SCALE: 01	START DATE: 100901	DIVISION: EESE	Ford
		PLANT	

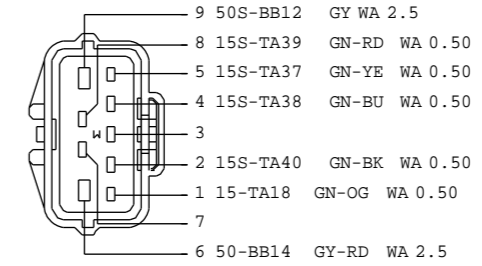
MY 2010 C307 SIGMA NON VCT ENGINE PART CONNECTOR FACEVIEWS




F2UB-14A624-AGA
C116
TO 12A690
HARNES 14K039



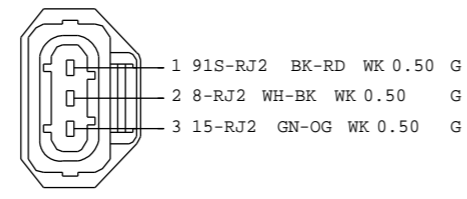
4W7T-14A464-BB
C386
TO STEERING PRESSURE SWITCH
HARNES 12A690



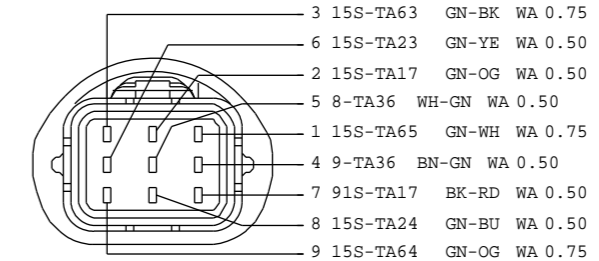
98AG-14A464-ZLA
C438
TO GEAR SHIFT MODE SWITCH
HARNES 12A690



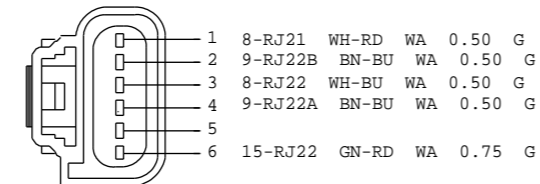
F2UB-14A464-NA
C116
TO 14K039
HARNES 12A690




1L2T-14A464-UA
C393
TO CID HALL SENSOR EXHAUST
HARNES 12A690



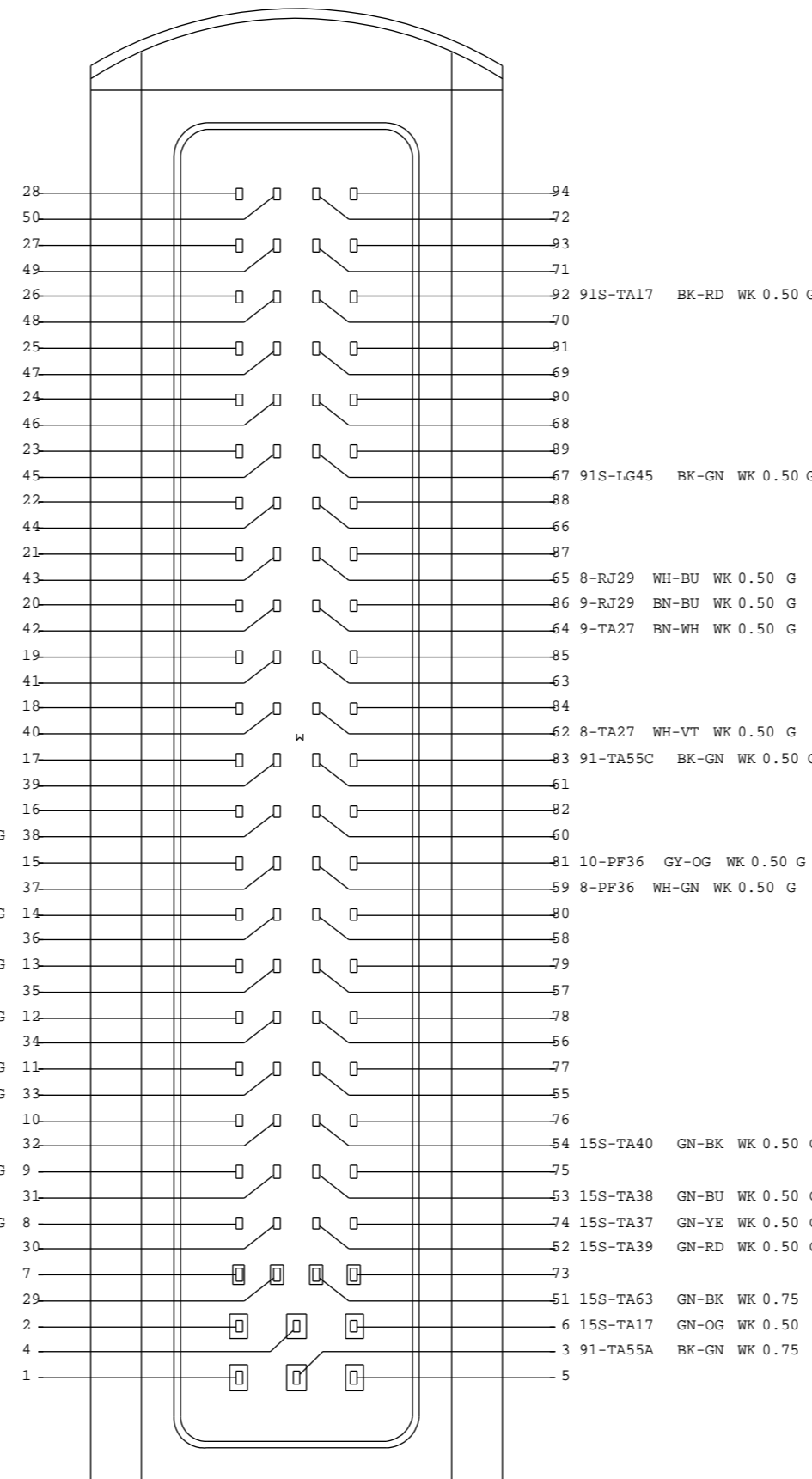
98AG-14A464-ZJB
C439
TO TRANSMISSION VALVE SOLENOID ASSEMBLY
HARNES 12A690



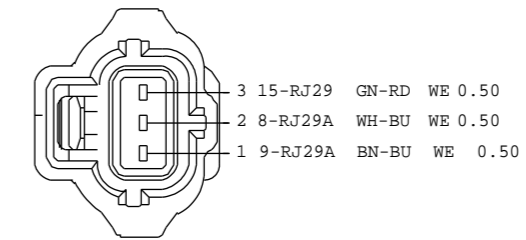
3W4T-14A464-VA(XXX)
C394
TO AIR TEMP/MAF SENSOR
HARNES 12A690



F70B-14A624-BA
C117
TO 12A690
HARNES 14K039




3M5T-14A464-UTA
C414
TO TRANSMISSION CONTROL UNIT FN
HARNES 14K039

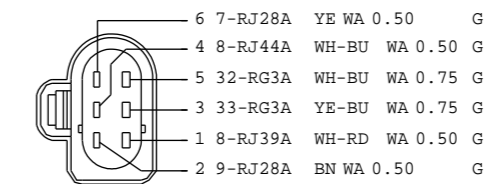


F6DB-14A464-AGA
C524
TO VEHICLE SPEED SENSOR
HARNES 12A690

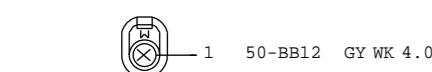
Pin 9 May also use 91-TA55 BK-GN 0.75 WA
Pin 9 May also use 91-TA55 BK-GN 0.75 WK



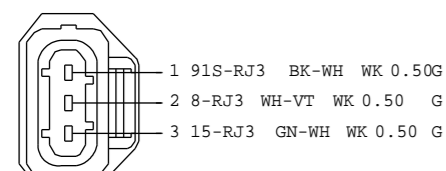
F70B-14A464-BA
C117
TO 14K039
HARNES 12A690



6G9T-14A464-XDA
C572
TO ELECTRONIC THROTTLE ACTUATOR
HARNES 12A690



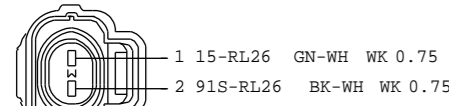
89FG-14A624-DAA
C120
TO 14A280
HARNES 12A690



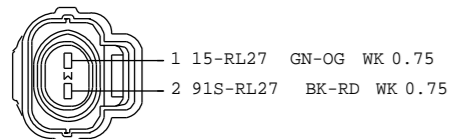
1L2T-14A464-UA
C352
TO CID HALL SENSOR INTAKE
HARNES 12A690

VEHICLE PROGRAM: MY 2010 C307			
SYSTEM			
REVISION:01		REVISION DATE:10909	
REFERENCE EE00-E-12277984-000			
PART MUST COMPLY WITH MATERIAL SPECIFICATION WSS-M99P9999-A1 TO HELP SAFEGUARD HEALTH, SAFETY AND THE ENVIRONMENT.			
DRAFTED IN ACCORDANCE WITH FAO ENGINEERING DRAFTING STANDARD CURRENT AT INITIAL RELEASE		DRWG STATUS: 9-18-2009_13:47	
CAD TYPE	CAD LOC.	CAD FILE:	DATA
X	CADLOC	PH8M5T-70491-PD	IS MASTER
OPER.NO.	UNIT	DRAWING PH8M5T-70000-AD	
DESIGN	DETAIL	TITLE:SHMTC CONFIRURATION CONTR	SHT 127
VYUEKSEL	VYUEKSEL	SIGMA NON VCT ENGINE PART	OF 132
CHECKED	SAFETY	CONNECTOR	RH
NSAHINTU		FACEVIEWS	SHOWN
SCALE	START DATE	DIVISION: EESE	Ford
01	100901	PLANT	

MY 2010 C307 SIGMA NON VCT ENGINE PART CONNECTOR FACEVIEWS

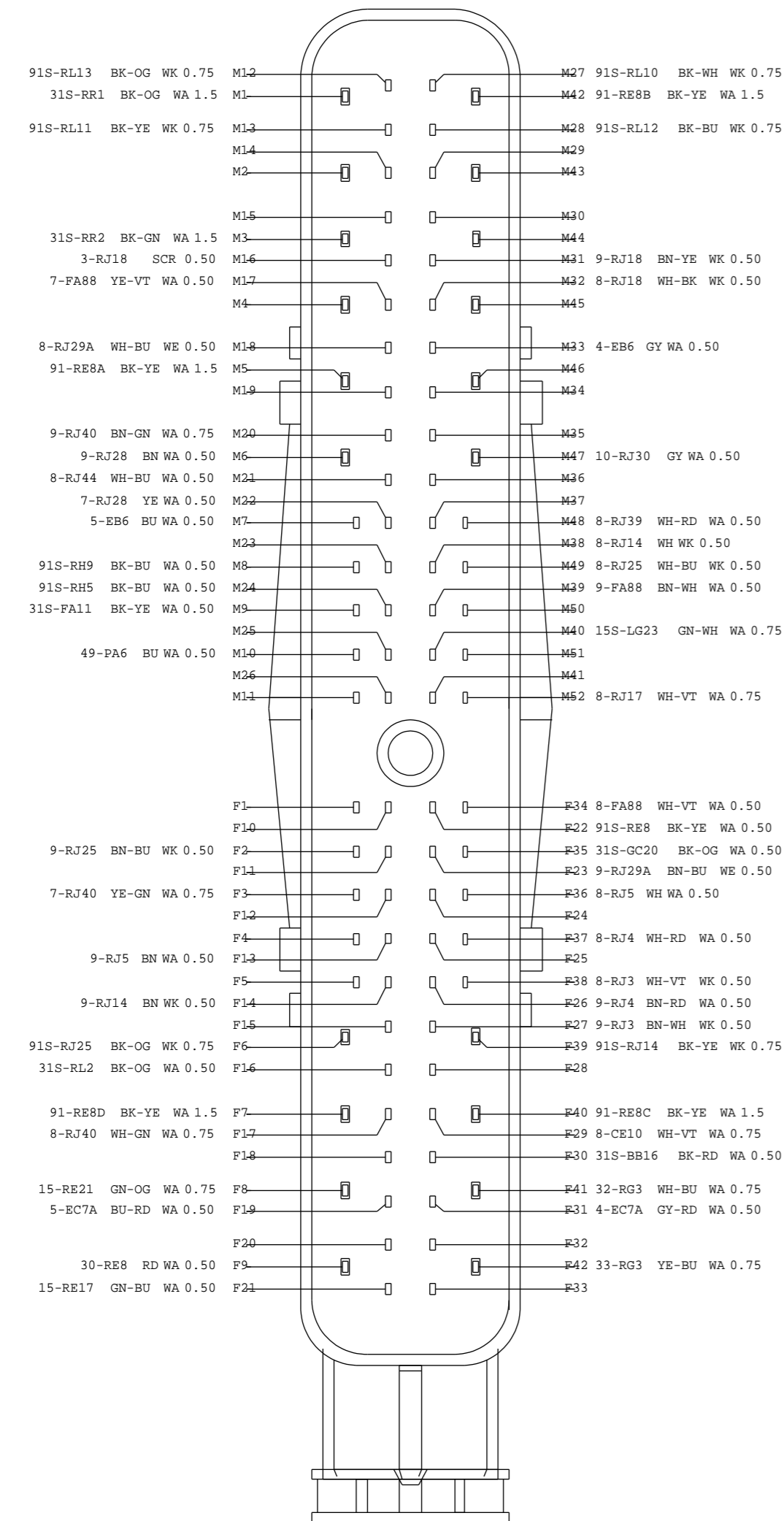


2R8T-14A464-GA
C587
TO VARIABLE VALVE EXHAUST
HARNESS 12A690

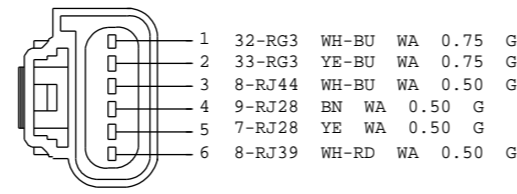


2R8T-14A464-GA
C588
TO VARIABLE VALVE INTAKE
HARNESS 12A690

Pin M48 May also use 8-RJ39A WH-RD 0.50 WA
Pin M22 May also use 7-RJ28A YE 0.50 WA
Pin M21 May also use 8-RJ44A WH-BU 0.50 WA
Pin M6 May also use 9-RJ28A BN 0.50 WA
Pin F42 May also use 33-RG3A YE-BU 0.75 WA
Pin F41 May also use 32-RG3A WH-BU 0.75 WA
Pin F19 May also use 5-EC7C BU-RD 0.50 WA
Pin F31 May also use 4-EC7C GY-RD 0.50 WA

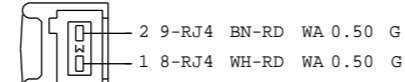


296T-14A464-PCB(XXX)
C594
TO ECM MODULE (PCM)
HARNESS 12A690

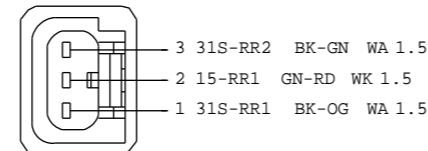


3L2T-14A464-BA(XXX)
C595
TO ACTUATOR THROTTLE ELECTRONIC
HARNESS 12A690

Pin 1 May also use 8-RJ4B WH-RD 0.50 WA
Pin 2 May also use 9-RJ4B BN-RD 0.50 WA

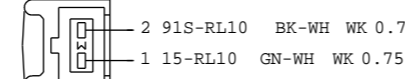


95GG-14A464-HBA
C643
TO CRANKSHAFT POSITION SENSOR
HARNESS 12A690



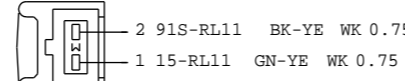
1W7T-14A464-LA
C645
TO IGNITION COIL TRANSFORMER
HARNESS 12A690

Pin 2 May also use 91S-RL10B BK-WH 0.75 WK



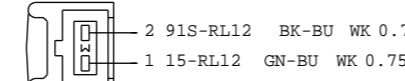
97AG-14A464-KBA
C771
TO FUEL INJECTOR 1
HARNESS 12A690

Pin 2 May also use 91S-RL11B BK-YE 0.75 WK



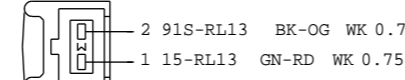
97AG-14A464-KBA
C772
TO FUEL INJECTOR 2
HARNESS 12A690

Pin 2 May also use 91S-RL12B BK-BU 0.75 WK

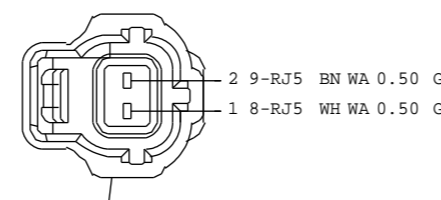


97AG-14A464-KBA
C773
TO FUEL INJECTOR 3
HARNESS 12A690

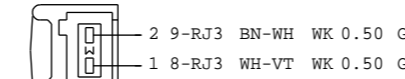
Pin 2 May also use 91S-RL13B BK-OG 0.75 WK



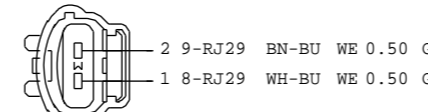
97AG-14A464-KBA
C774
TO FUEL INJECTOR 4
HARNESS 12A690



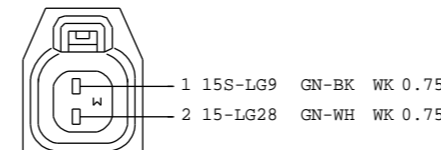
F5AB-14A464-BB
C779
TO ENGINE COOLANT TEMP SENSOR
HARNESS 12A690



95GG-14A464-HBA
C803
TO CAMSHAFT POSITION SENSOR
HARNESS 12A690

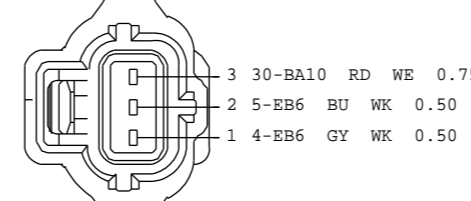


98AG-14A464-YBA
C823
TO TRANS OUTPUT SHAFT SPEED SENSOR
HARNESS 12A690

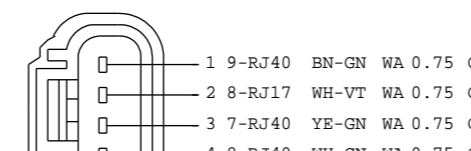


1X4T-14A464-AAB
C866
TO TRANSMISSION SWITCH
HARNESS 12A690

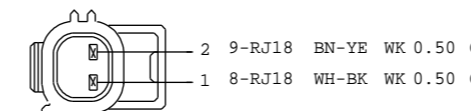
Pin 2 May also use 8-EE1A WH-RD 0.75 WE



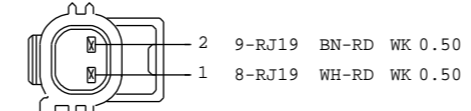
F6DB-14A464-AGA
C870
TO ALTERNATOR
HARNESS 12A690



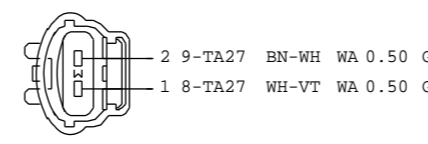
YF1T-14A464-CA
C872
TO AIR TEMP / MAP SENSOR
HARNESS 12A690



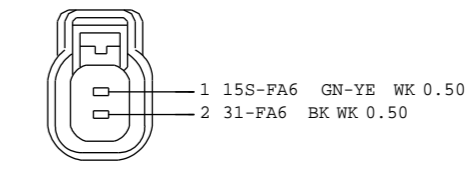
97BG-14A624-YBB
C903
TO ENGINE KNOCK SENSOR 1
HARNESS 12A690



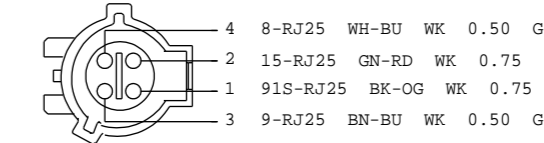
97BG-14A624-YBB
C904
TO ENGINE KNOCK SENSOR 2
HARNESS 12A690



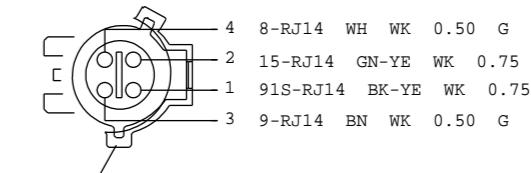
98AG-14A464-YBA
C928
TO TRANSMISSION SPEED SENSOR
HARNESS 12A690



4W7T-14A464-CB
C952
TO A/C CLUTCH SOLENOID
HARNESS 12A690

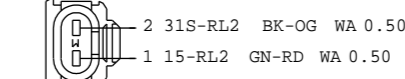


1F1T-14A464-FA(XXX)
C959
TO HEGO 1 SENSOR UPSTREAM
HARNESS 12A690



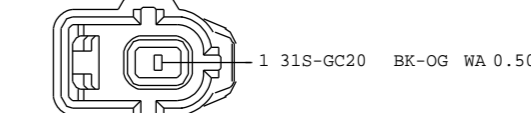
1F1T-14A464-JA(XXX)
C960
TO HEGO 1 SENSOR DOWNSTREAM
HARNESS 12A690

Pin 1 May also use 15-RL2A GN-RD 0.50 WA



3S7T-14A464-MA
C963
TO CANISTER PURGE VALVE SOL
HARNESS 12A690

Pin 1 May also use 31S-GC20 BK-OG 0.50 WK

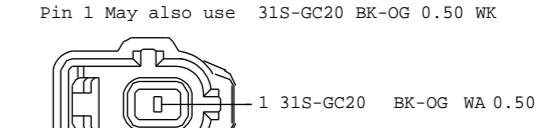
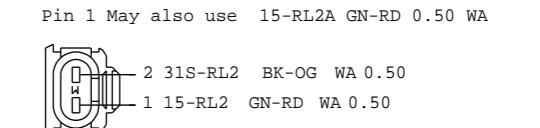
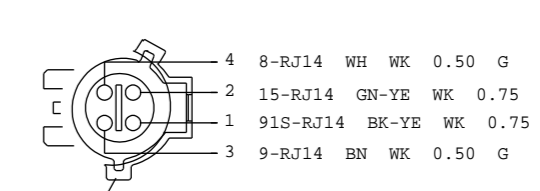
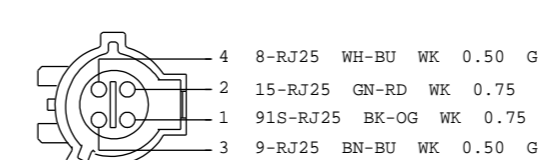
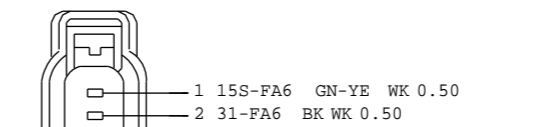
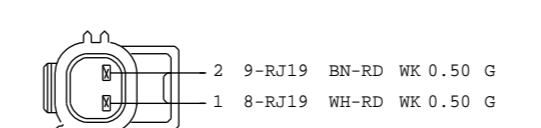
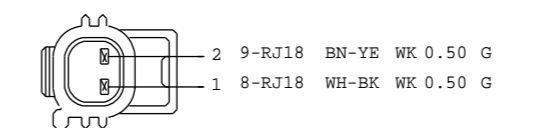
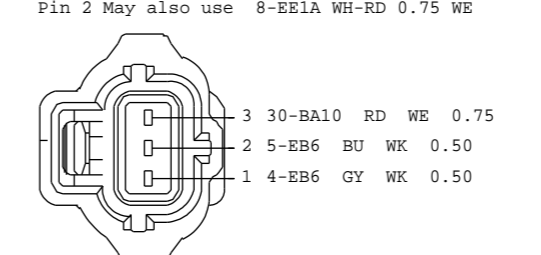
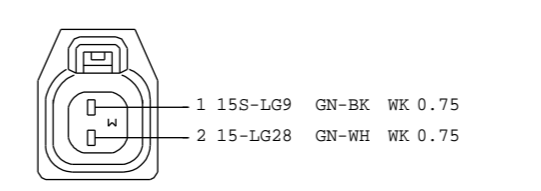
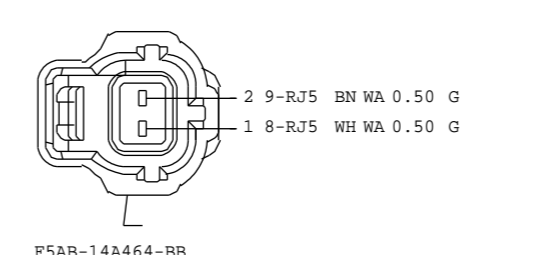
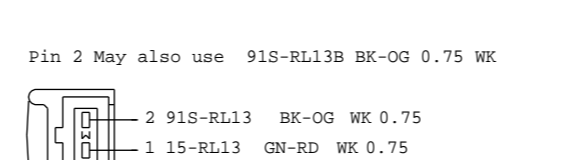
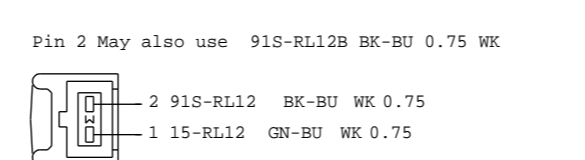
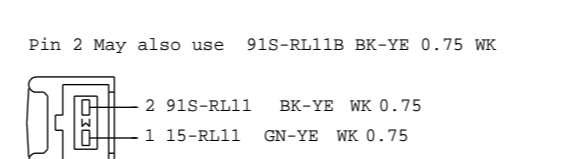
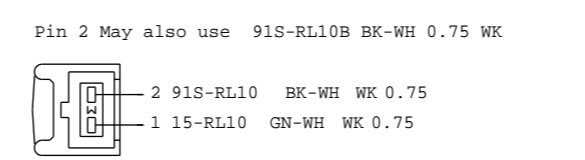
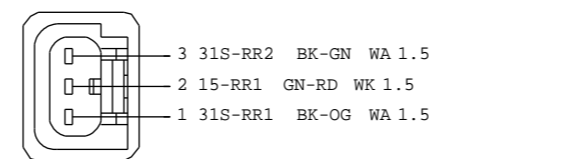
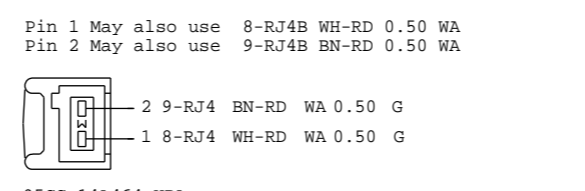
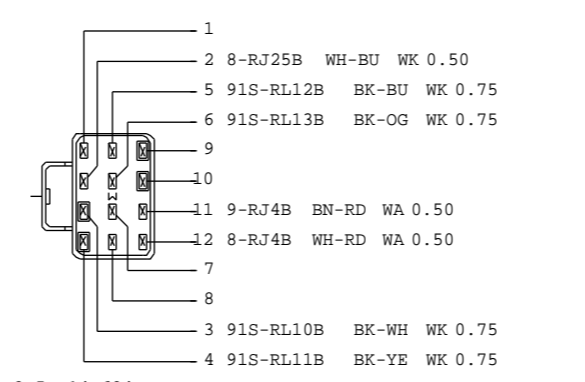
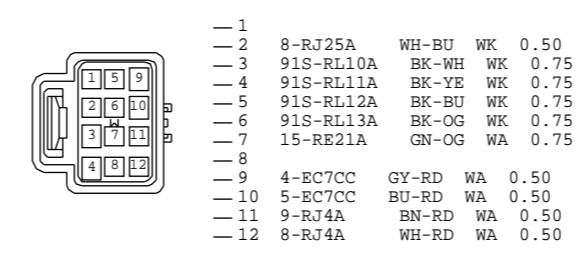
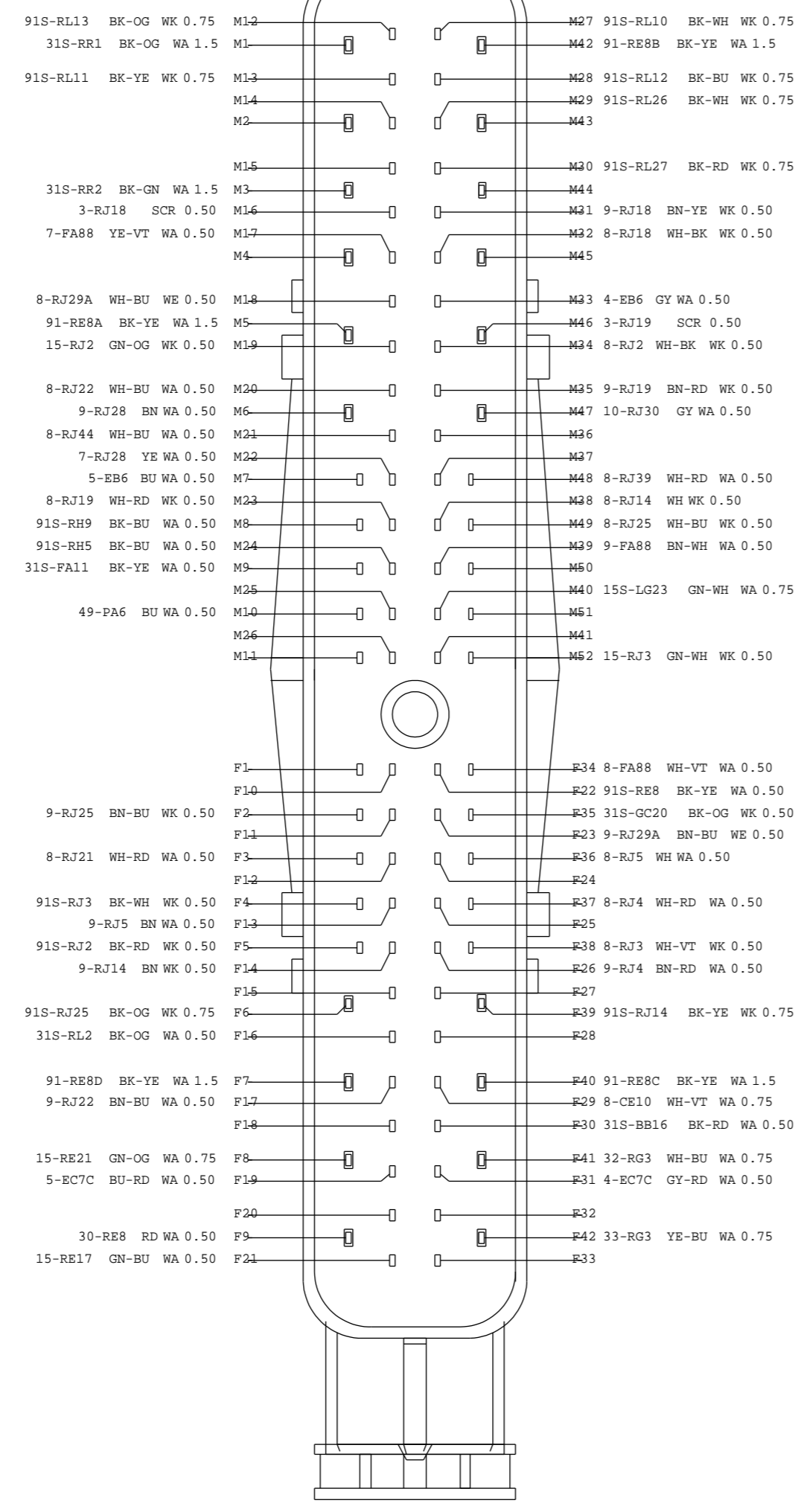
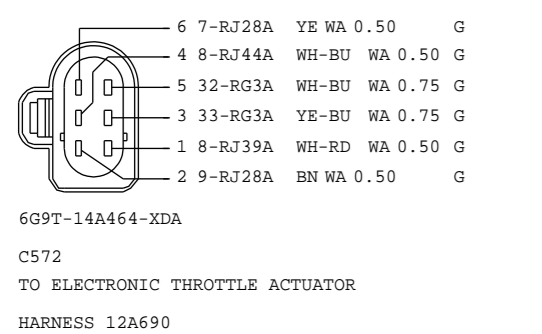
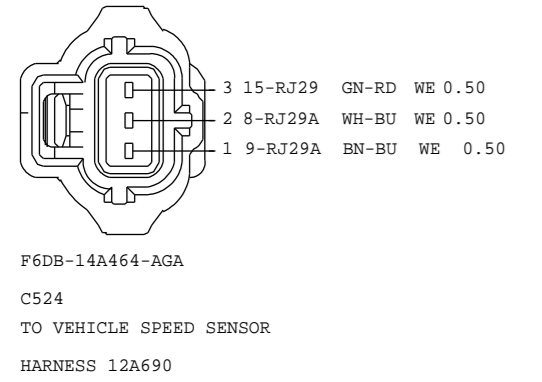
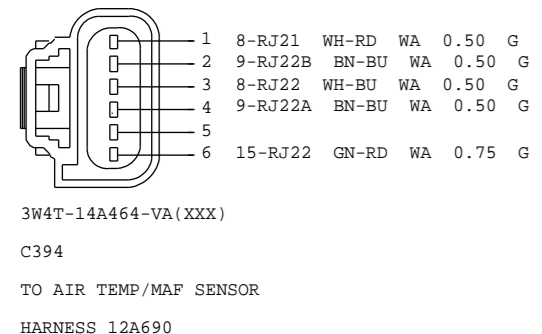
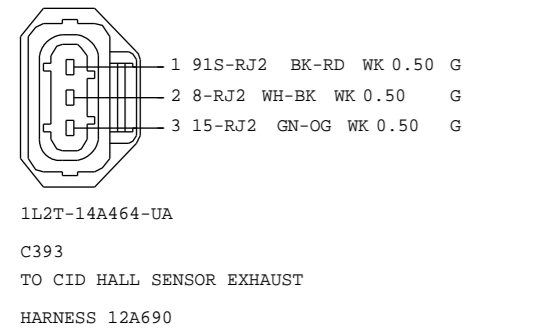
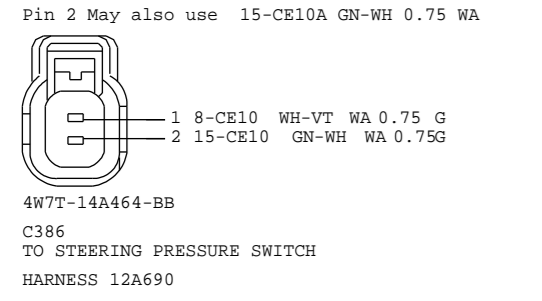
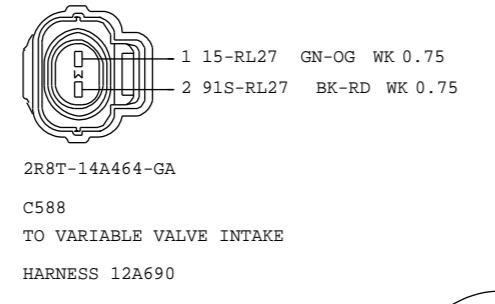
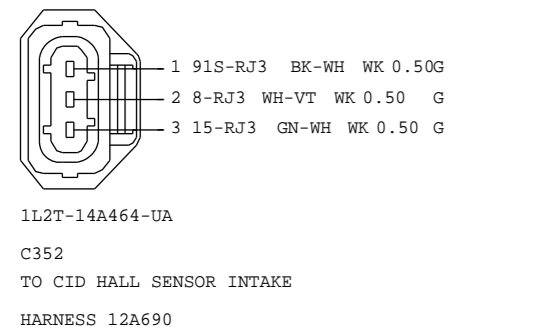
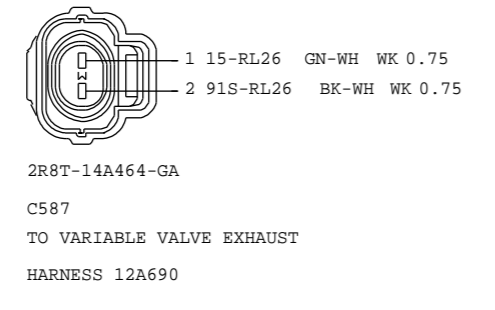
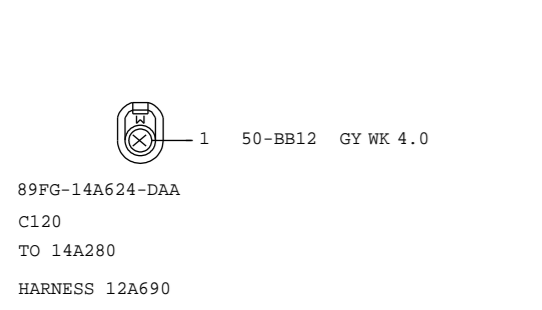


F65B-14A464-CA
C978
TO OIL PRESSURE SWITCH
HARNESS 12A690

FPN's not found in symbol library
C90 3M5T-14489-FJE

VEHICLE PROGRAM: MY 2010 C307			
REVISION:01		SYSTEM REVISION DATE:10909	
REFERENCE EE00-E-12277984-000			
PART MUST COMPLY WITH MATERIAL SPECIFICATION WSS-M99P9999-A1 TO HELP SAFEGUARD HEALTH, SAFETY AND THE ENVIRONMENT.			
DRAFTED IN ACCORDANCE WITH FAO ENGINEERING DRAFTING STANDARD CURRENT AT INITIAL RELEASE		DRWG STATUS: 9-18-2009_13:48	
SCALE 01		SIZE: A2	
CAD TYPE	CAD LOC.	CAD FILE:	DATA IS MASTER
X	CADLOC	PH8M5T-70491-QD	
OPER.NO.	UNIT	DRAWING PH8M5T-70000-AD	
DESIGN	DETAIL	TITLESHTMTC CONFIRURATION CONTR	SHT 128
VYUEKSEL	VYUEKSEL	SIGMA NON VCT ENGINE PART CONNECTOR	OF 132
CHECKED	SAFETY	FACEVIEWS	RH SHOWN
NSAHINTU	SCALE	DIVISION: EESE	Ford
	START DATE 100901	PLANT	


MY 2010 C307 SIGMA VCT ENGINE PART CONNECTOR FACEVIEWS




FPN's not found in symbol library
C90 3M5T-14489-FJE

VEHICLE PROGRAM: MY 2010 C307		SYSTEM	
REVISION:01		REVISION DATE:10909	
REFERENCE		EE00-E-12277984-000	
PART MUST COMPLY WITH MATERIAL SPECIFICATION WSS-M99P9999-A1 TO HELP SAFEGUARD HEALTH, SAFETY AND THE ENVIRONMENT.			
DRAFTED IN ACCORDANCE WITH FAO ENGINEERING DRAFTING STANDARD CURRENT AT INITIAL RELEASE		DRWG STATUS: 9-18-2009_13:48	
CAD TYPE	CAD LOC.	CAD FILE:	DATA
X	CADLOC	PH8M5T-70491-RD	IS MASTER
OPER.NO.	UNIT	DRAWING	
		PH8M5T-70000-AD	
DESIGN	DETAIL	TITLESHTMTC CONFIRURATION CONTR	SHT 129
VYUEKSEL	VYUEKSEL	SIGMA VCT ENGINE PART	OF 132
CHECKED	SAFETY	CONNECTOR	RH
NSAHINTU		FACEVIEWS	SHOWN
SCALE	START DATE	DIVISION: EESE	Ford
01	100901	PLANT	

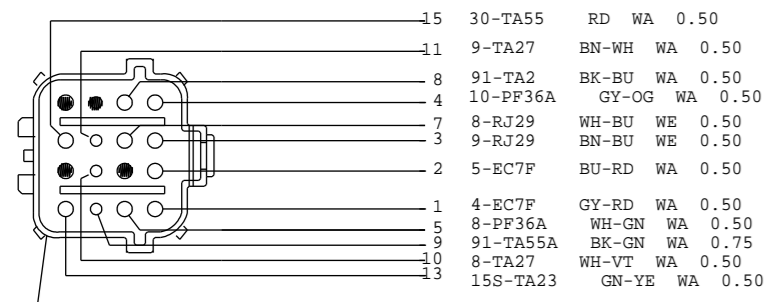
MY 2010 C307 NEW I4 ENGINE PART CONNECTOR FACEVIEWS



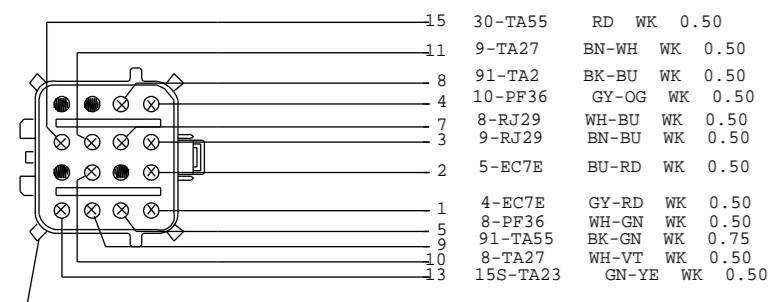
F2UB-14A624-AGA
C116
TO 12A690
HARNESS 14K039



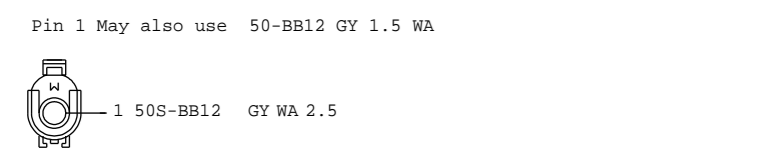
F2UB-14A464-NA
C116
TO 14K039
HARNESS 12A690



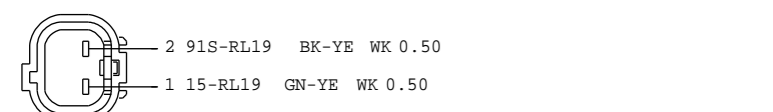
F70B-14A464-BA
C117
TO 14K039
HARNESS 12A690



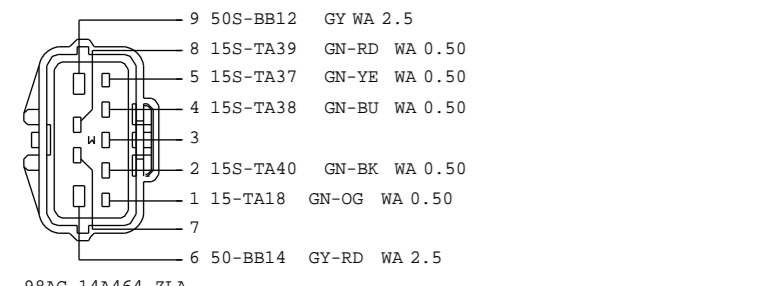
F70B-14A624-BA
C117
TO 12A690
HARNESS 14K039



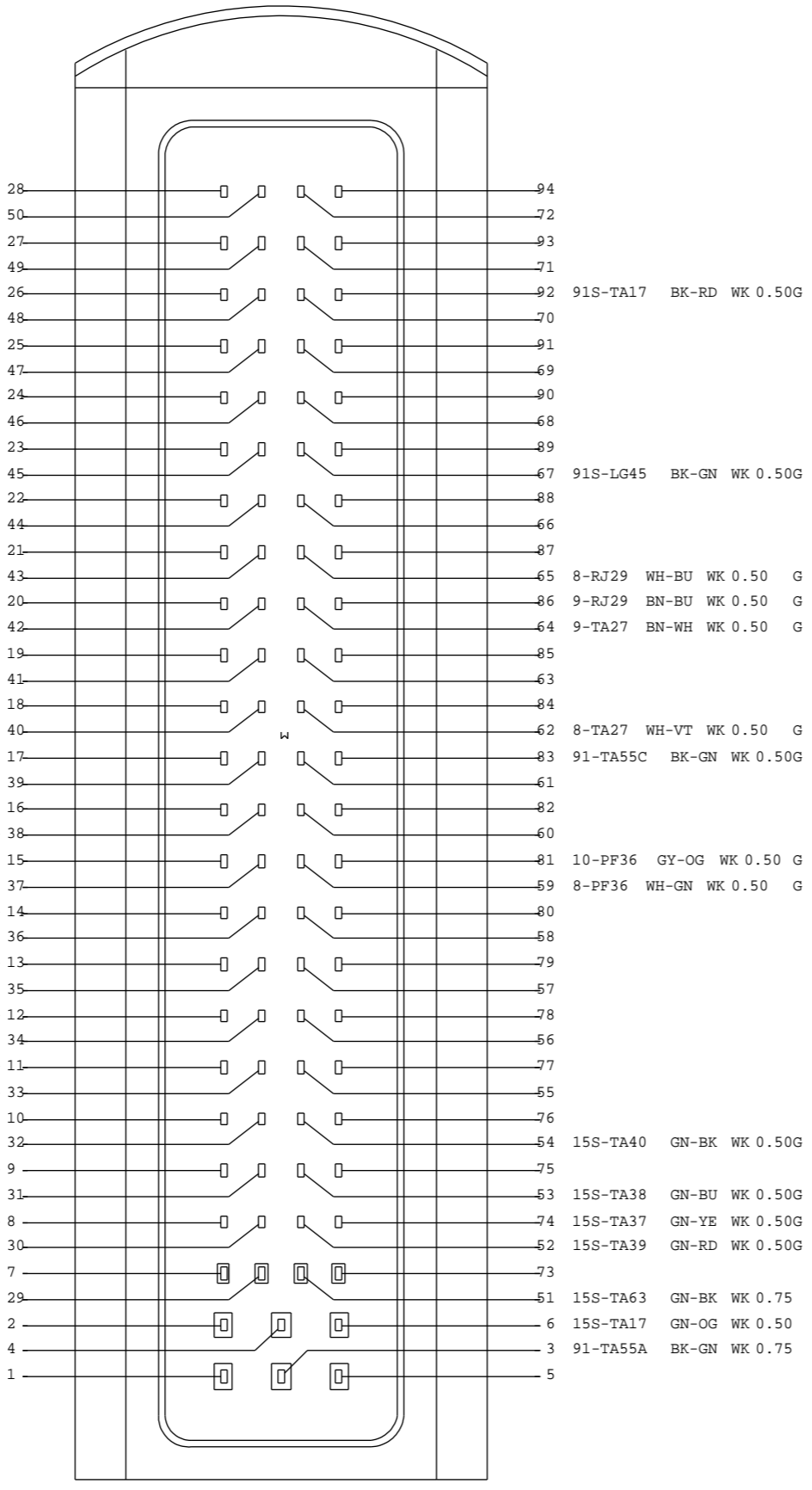
91AG-14A464-EAA
C120
TO 14A280
HARNESS 12A690



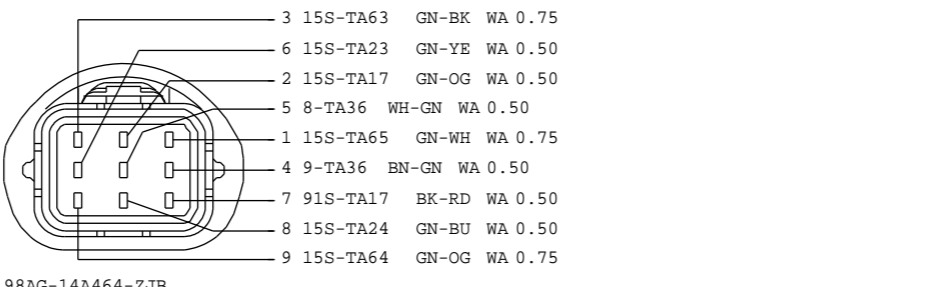
XF2T-14A464-YC
C384
TO VARIABLE INTAKE SOLENOID
HARNESS 12A690




98AG-14A464-ZLA
C438
TO GEAR SHIFT MODE SWITCH
HARNESS 12A690



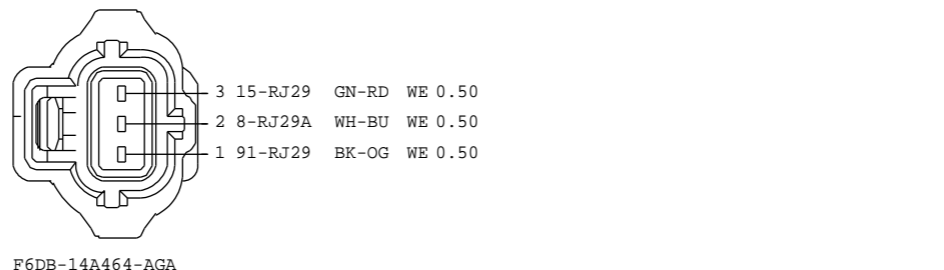
3M5T-14A464-UTA
C414
TO TRANSMISSION CONTROL UNIT FN
HARNESS 14K039



98AG-14A464-ZJB
C439
TO TRANSMISSION VALVE SOLENOID ASSEMBLY
HARNESS 12A690

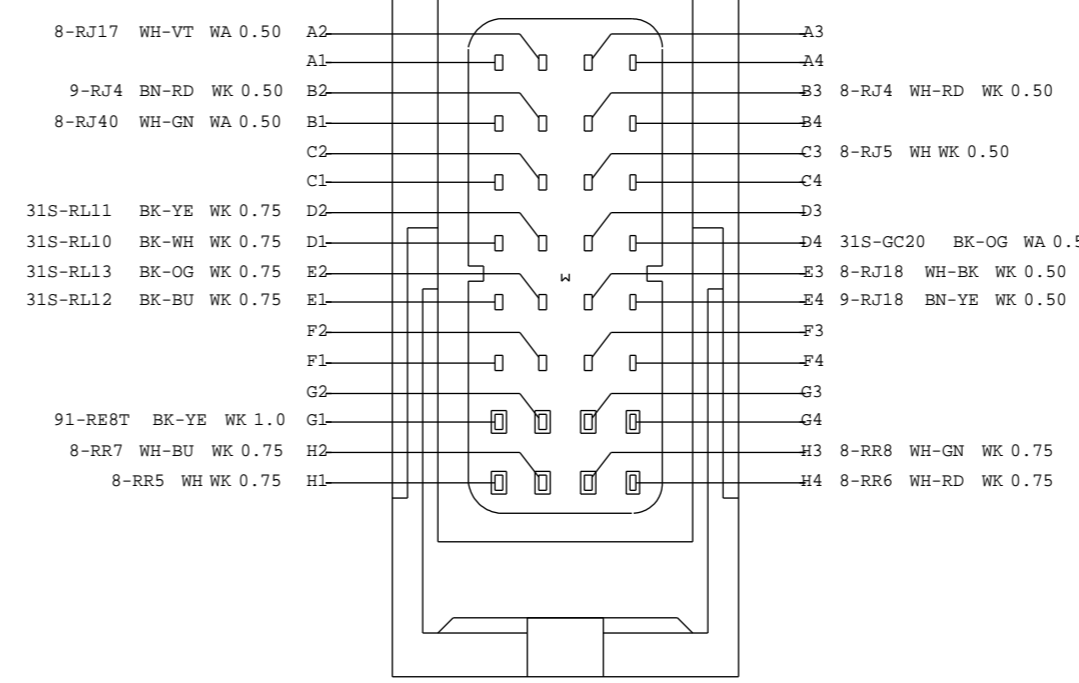


XF2T-14A464-YC
C523
TO SWIRL CONTROL VALVE SOLENOID
HARNESS 12A690



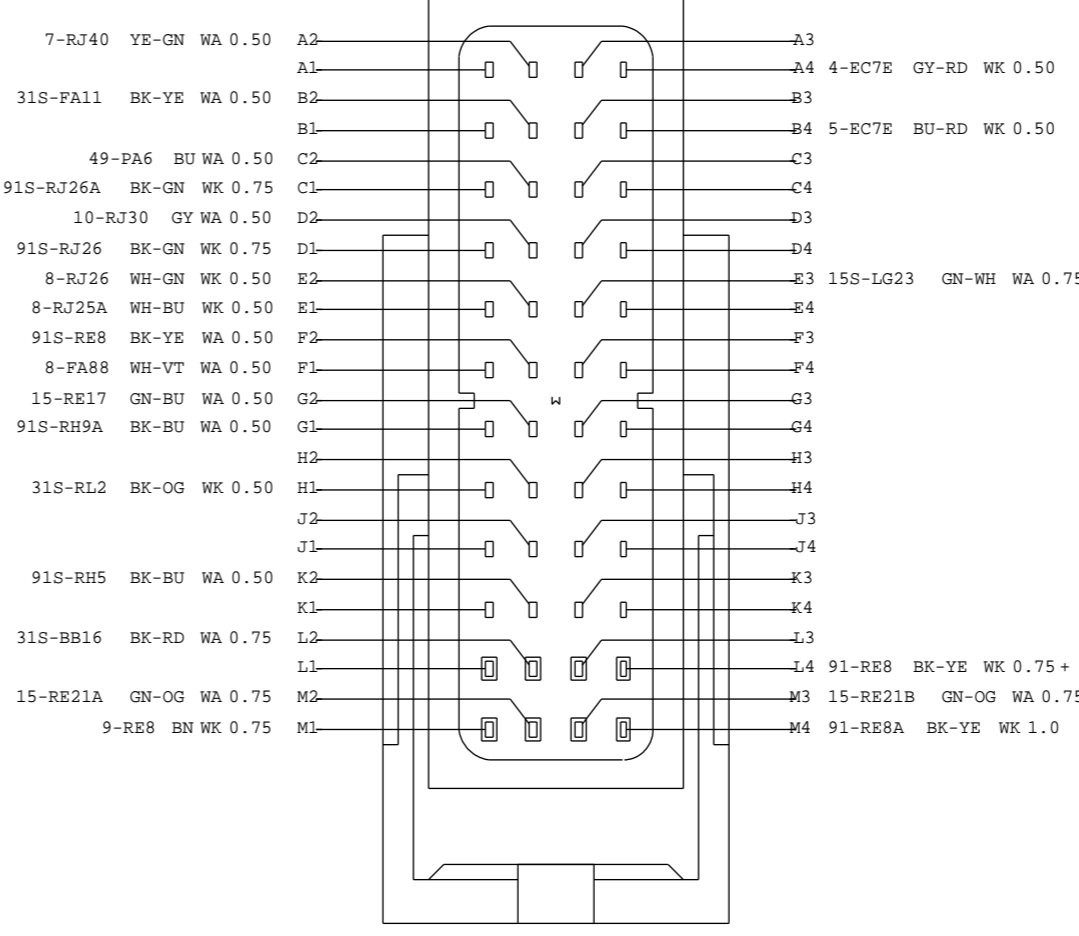
F6DB-14A464-AGA
C524
TO VEHICLE SPEED SENSOR
HARNESS 12A690

Pin E2 May also use 31S-RL13A BK-OG 0.75 WK
Pin E1 May also use 31S-RL12A BK-BU 0.75 WK
Pin D2 May also use 31S-RL11A BK-YE 0.75 WK
Pin D1 May also use 31S-RL10A BK-WH 0.75 WK
Pin B1 May also use 8-RJ40AA WH-GN 0.50 WA
Pin B2 May also use 9-RJ4AC BN-RD 0.50 WK
Pin B3 May also use 8-RJ4AC WH-RD 0.50 WK

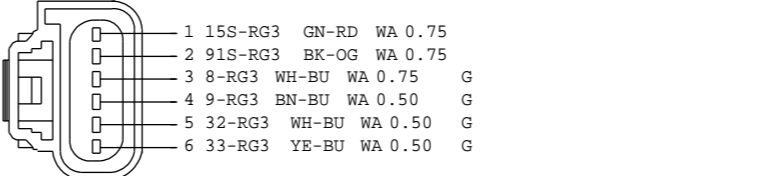


1M5T-14A464-ALB
C599
TO ECM MODULE (PCM)
HARNESS 12A690

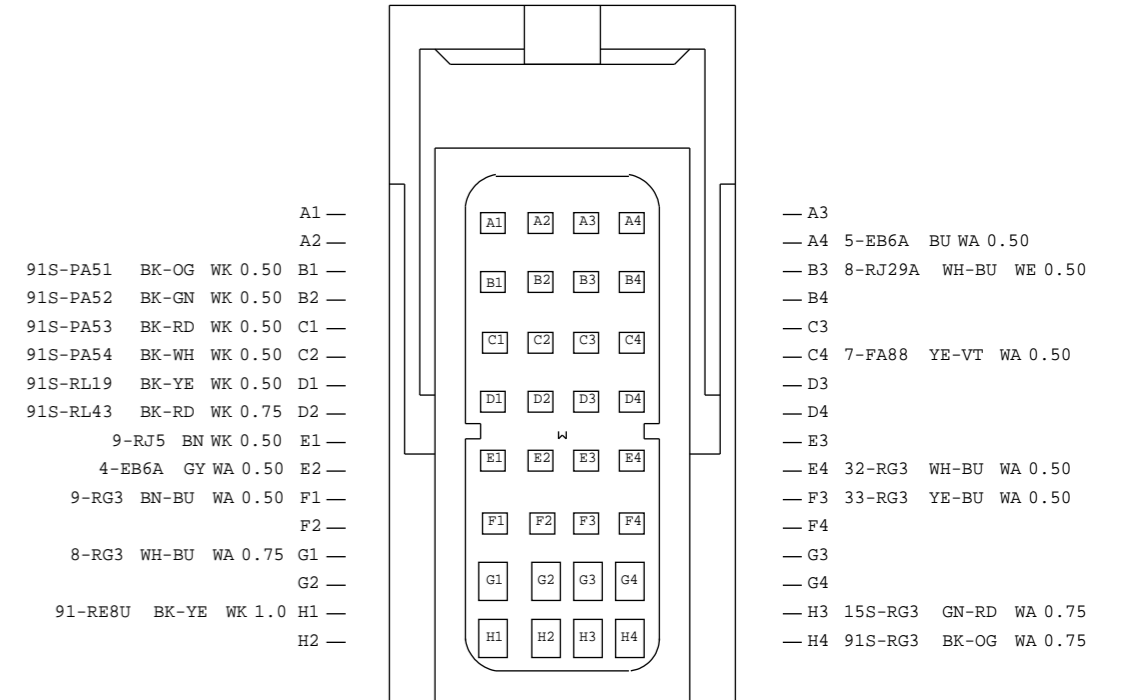
Pin A4 May also use 4-EC7D GY-RD 0.50 WK
Pin B4 May also use 5-EC7D BU-RD 0.50 WK
Pin L4 May also use 91-RE8H BK-BU 0.75 WK + 91-RE8 BK-BU 0.75 WK
Pin A4 May also use 4-EC7D GY-RD 0.50 WA
Pin B4 May also use 5-EC7D BU-RD 0.50 WA
Pin E1 May also use 8-RJ25AA WH-BU 0.50 WK
Pin M1 May also use 9-RE8 BN 0.50 WK
Pin L4 May also use 91-RE8 BK-BU 0.75 WK
Pin A4 May also use 4-EC7E GY-RD 0.50 WA
Pin B4 May also use 5-EC7E BU-RD 0.50 WA
Pin A4 May also use 4-EC7DD GY-RD 0.50 WK
Pin B4 May also use 5-EC7DD BU-RD 0.50 WK
Pin M3 May also use 15-RE21AD GN-OG 0.75 WA
Pin M2 May also use 15-RE21AE GN-OG 0.75 WA



1M5T-14A464-CLB
C600
TO ECM MODULE (PCM)
HARNESS 12A690



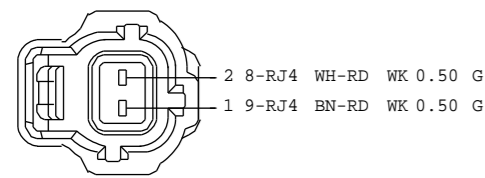
3L2T-14A464-BA(XXX)
C593
TO ELECTRONIC THROTTLE ACTUATOR
HARNESS 12A690



1M5T-14A464-BLB
C601
TO ECM MODULE (PCM)
HARNESS 12A690

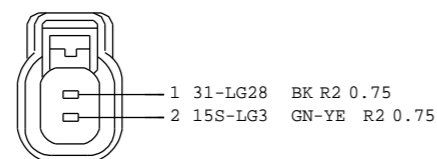
VEHICLE PROGRAM: MY 2010 C307			
SYSTEM			
REVISION:01		REVISION DATE:10909	
REFERENCE EE00-E-12277984-000			
PART MUST COMPLY WITH MATERIAL SPECIFICATION WSS-M99P9999-A1 TO HELP SAFEGUARD HEALTH, SAFETY AND THE ENVIRONMENT.			
DRAFTED IN ACCORDANCE WITH FAO ENGINEERING DRAFTING STANDARD CURRENT AT INITIAL RELEASE		DRWG STATUS: 9-18-2009_13:49	
CAD TYPE	CAD LOC.	CAD FILE:	DATA
X	CADLOC	PH8M5T-70491-SD	IS MASTER
OPER. NO.	UNIT	DRAWING PH8M5T-70000-AD	
DESIGN	DETAIL	TITLESHTMC CONFIRURATION CONTR	SHT 130
VYUEKSEL	VYUEKSEL	NI4 ENGINE PART	OF 132
CHECKED	SAFETY	CONNECTOR	RH
NSAHINTU		FACEVIEWS	SHOWN
SCALE	START DATE	DIVISION: EESE	Ford
01	100901	PLANT	

Pin 2 May also use 8-RJ4AA WH-RD 0.50 WK
Pin 1 May also use 9-RJ4AA BN-RD 0.50 WK

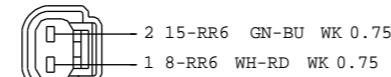


F7RB-14A464-AA
C643
TO CRANKSHAFT POSITION SENSOR
HARNES 12A690

Pin 1 May also use 15S-LG9 GN-BK 0.75 WK
Pin 2 May also use 15-LG28 GN-WH 0.75 WK
Pin 1 May also use 15S-LG9A GN-BK 0.75 WK
Pin 2 May also use 15-LG28A GN-WH 0.75 WK

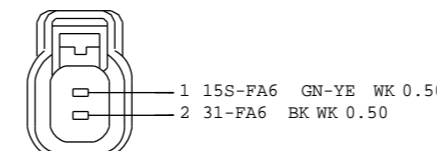


4W7T-14A464-CB
C864
TO TRANSMISSION SWITCH HC (BACKUP LAMP SWITCH)
HARNES 12A690



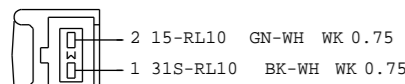
1F1T-14A464-AB
C915
TO COIL ON PLUG 2
HARNES 12A690

Pin 1 May also use 15S-FA6 GN-YE 1.0 WK
Pin 2 May also use 31-FA6 BK 1.0 WK

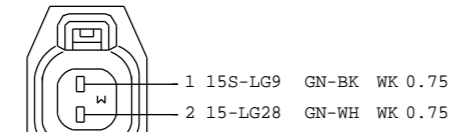


4W7T-14A464-CB
C952
TO A/C CLUTCH SOLENOID
HARNES 12A690

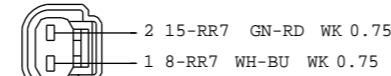
Pin 1 May also use 31S-RL10AA BK-WH 0.75 WK



97AG-14A464-KBA
C771
TO FUEL INJECTOR 1
HARNES 12A690

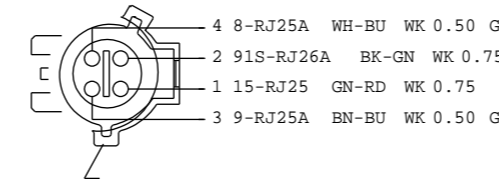


1X4T-14A464-AAB
C866
TO TRANSMISSION SWITCH
HARNES 12A690



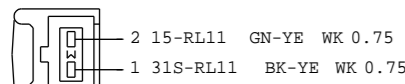
1F1T-14A464-AB
C916
TO COIL ON PLUG 3
HARNES 12A690

Pin 4 May also use 8-RJ25A WH-BU 0.50 WK



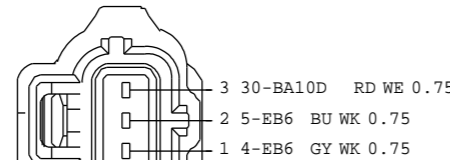
1F1T-14A464-JA(XXX)
C956
TO HEGO 1 SENSOR
HARNES 12A690

Pin 1 May also use 31S-RL11AA BK-YE 0.75 WK

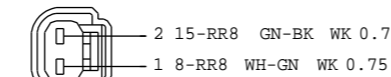


97AG-14A464-KBA
C772
TO FUEL INJECTOR 2
HARNES 12A690

Pin 3 May also use 30-BA10B RD 0.75 TW
Pin 1 May also use 4-EB6 GY 0.50 WK
Pin 2 May also use 30-BA10 RD 0.75 WE
Pin 2 May also use 8-EE1A WH-RD 0.75 WE + 5-EB6 BU 0.50 WK
Pin 2 May also use 5-EB6A BU 0.50 WA
Pin 1 May also use 4-EB6A GY 0.50 WA
Pin 3 May also use 30-BA10D RD 0.75 WA




F6DB-14A464-AGA
C870
TO ALTERNATOR
HARNES 12A690



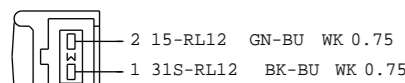
1F1T-14A464-AB
C917
TO COIL ON PLUG 4
HARNES 12A690

Pin 2 May also use 8-RJ25A WH-BU 0.50 WK
Pin 7 May also use 15-RE21A GN-OG 0.75 WA
Pin 9 May also use 4-EC7CC GY-RD 0.50 WA
Pin 10 May also use 5-EC7CC BU-RD 0.50 WA



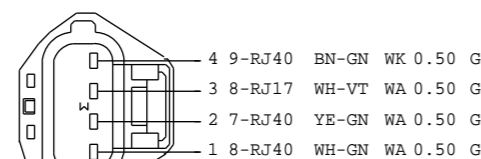
3M5T-14A464-UMC
C63
TO PCM MODULE
HARNES 12A690

Pin 1 May also use 31S-RL12AA BK-BU 0.75 WK

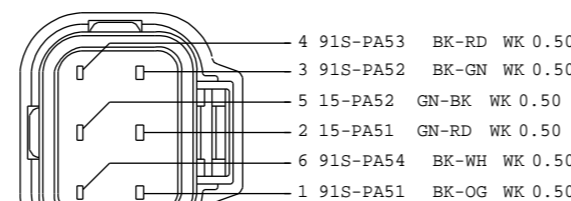


97AG-14A464-KBA
C773
TO FUEL INJECTOR 3
HARNES 12A690

Pin 1 May also use 8-RJ40A WH-GN 0.50 WA

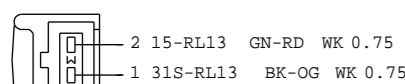


XS6T-14A464-YDA
C895
TO TMAP SENSOR
HARNES 12A690

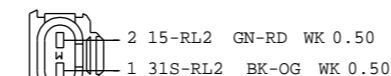


1S7T-14A464-DA
C924
TO EGR VALVE / STEP MOTOR
HARNES 12A690

Pin 1 May also use 31S-RL13AA BK-OG 0.75 WK

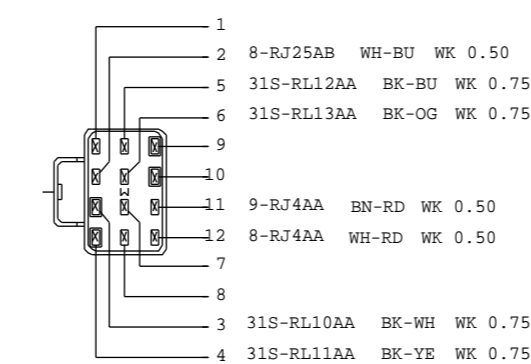


97AG-14A464-KBA
C774
TO FUEL INJECTOR 4
HARNES 12A690

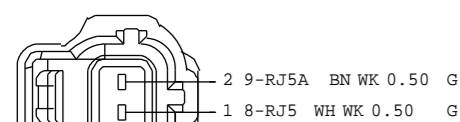


3S7T-14A464-MA
C925
TO SONIC PURGE VALVE SOLENOID
HARNES 12A690

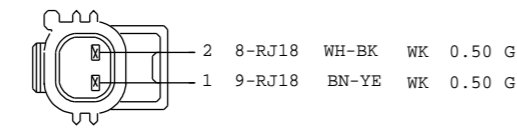
Pin 3 May also use 91S-RL10B BK-WH 0.75 WK
Pin 4 May also use 91S-RL11B BK-YE 0.75 WK
Pin 5 May also use 91S-RL12B BK-BU 0.75 WK
Pin 6 May also use 91S-RL13B BK-OG 0.75 WK
Pin 11 May also use 9-RJ4B BK-RD 0.50 WK
Pin 12 May also use 8-RJ4B WH-RD 0.50 WK



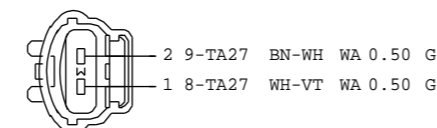
3M5T-14A624-UMB
C63_A
TO INJECTORS
12A690



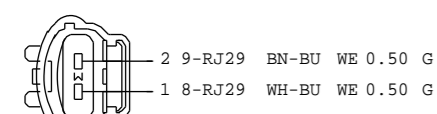
F5AB-14A464-BB
C779
TO ENGINE COOLANT TEMP SENSOR
HARNES 12A690



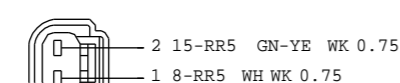
98AG-14A624-ABB
C903
TO ENGINE KNOCK SENSOR 1
HARNES 12A690



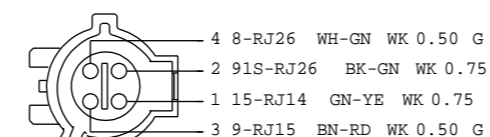
98AG-14A464-YBA
C928
TO TRANSMISSION SPEED SENSOR
HARNES 12A690



98AG-14A464-YBA
C823
TO TRANS OUTPUT SHAFT SPEED SENSOR
HARNES 12A690



1F1T-14A464-AB
C914
TO COIL ON PLUG 1
HARNES 12A690



1F1T-14A464-FA(XXX)
C934
TO CMS 1 SENSOR
HARNES 12A690



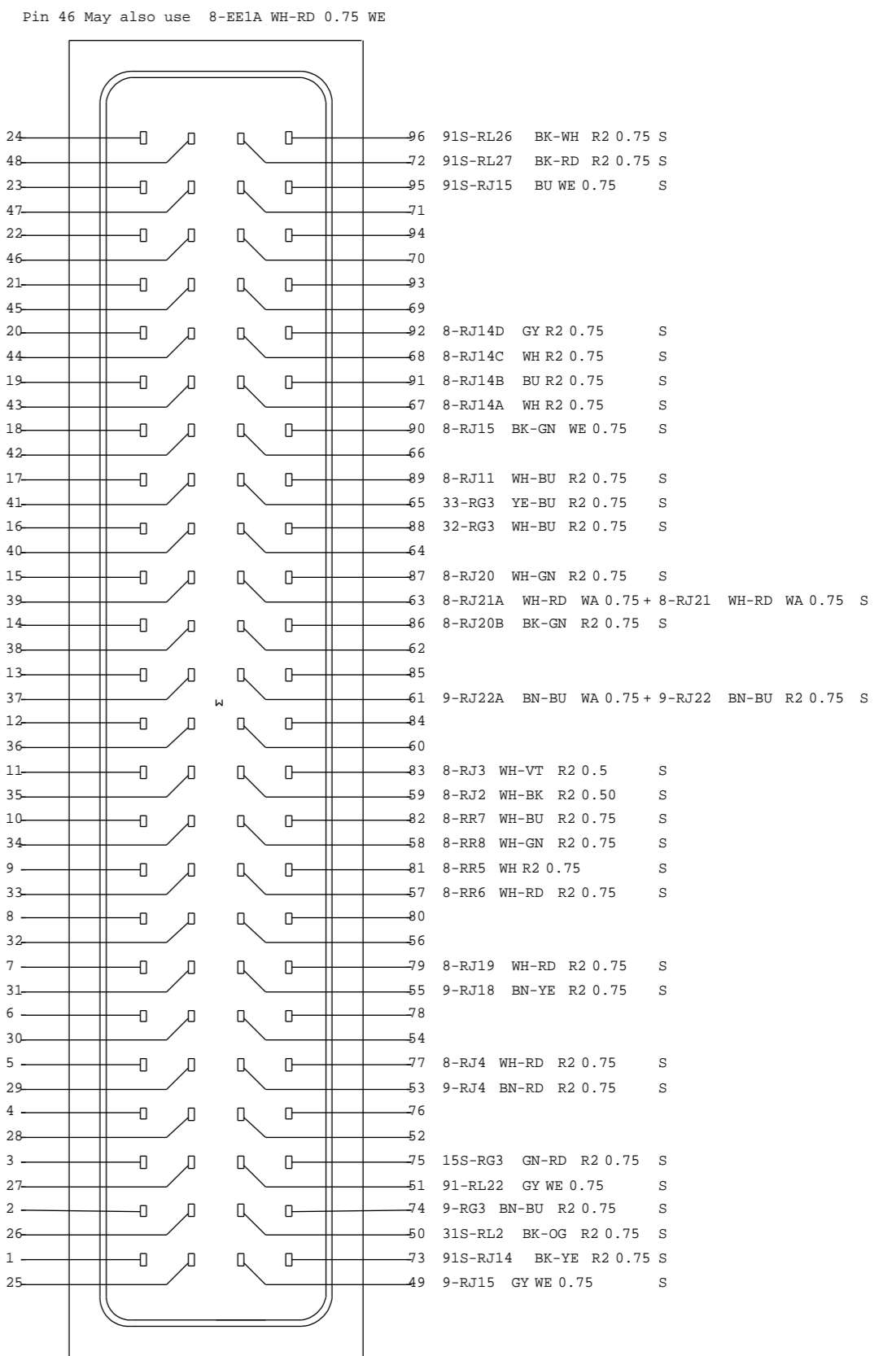
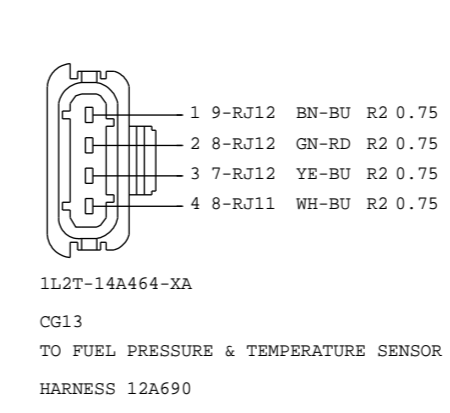
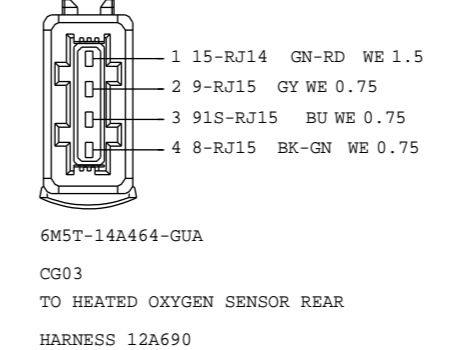


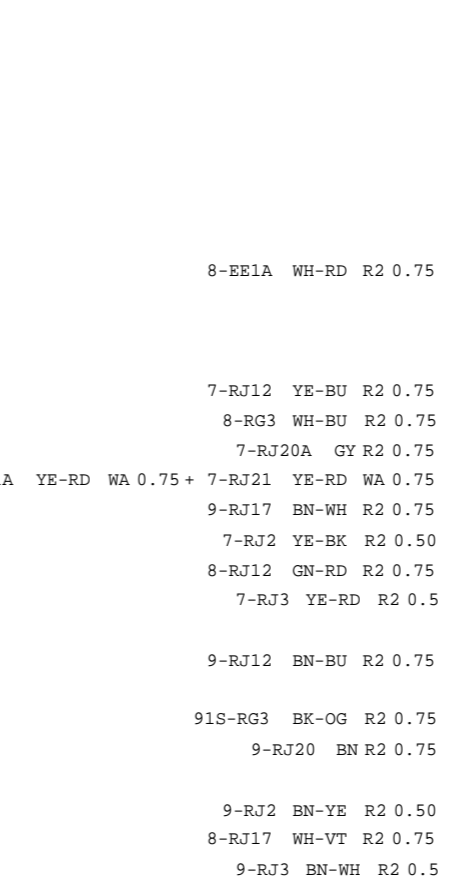
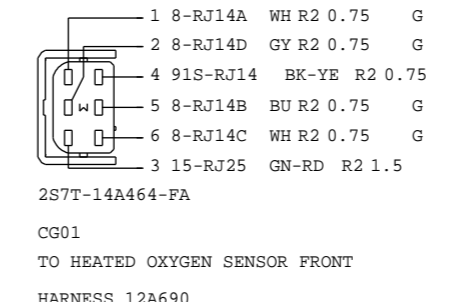
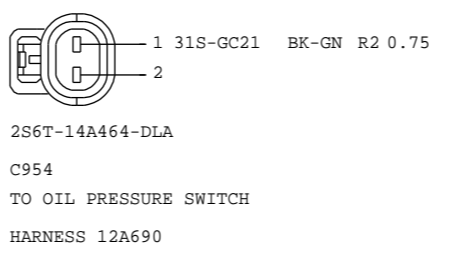
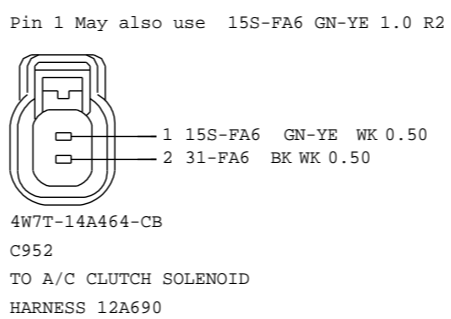
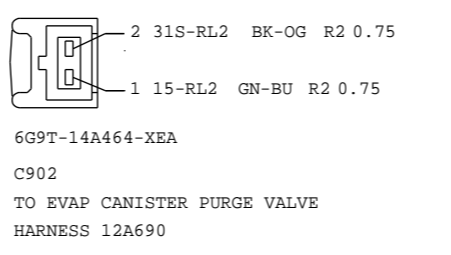
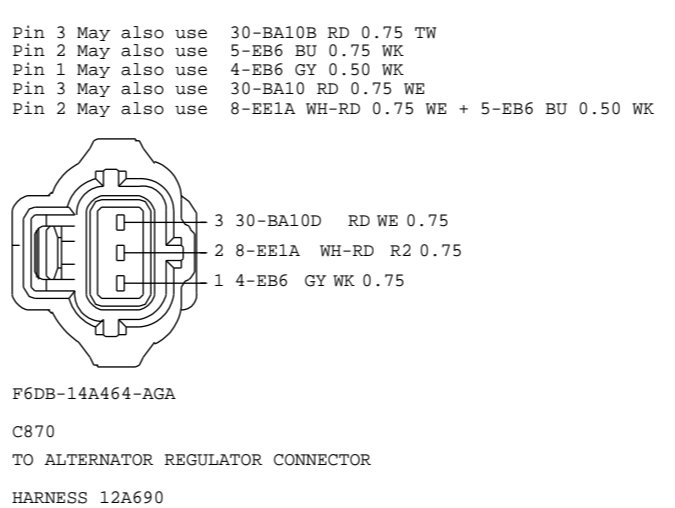
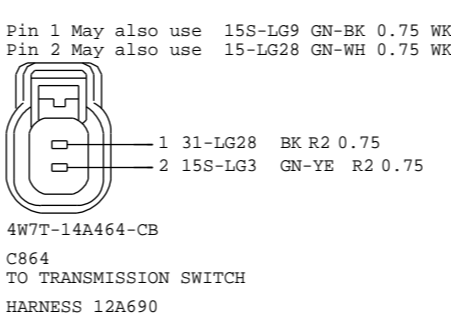
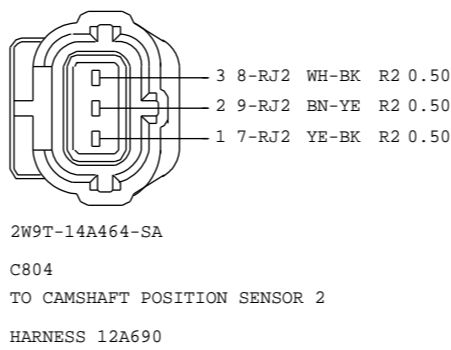
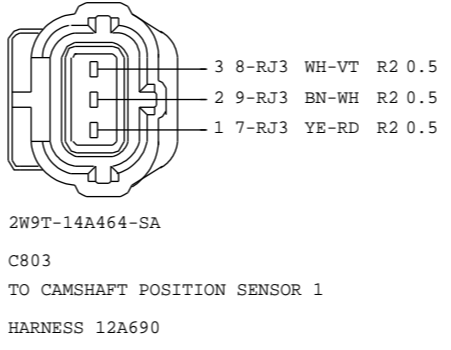
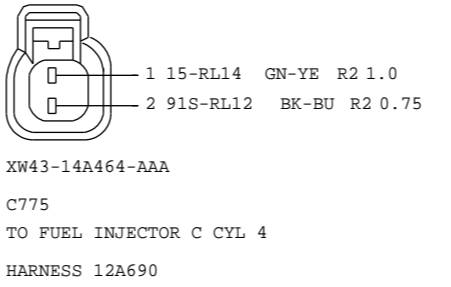
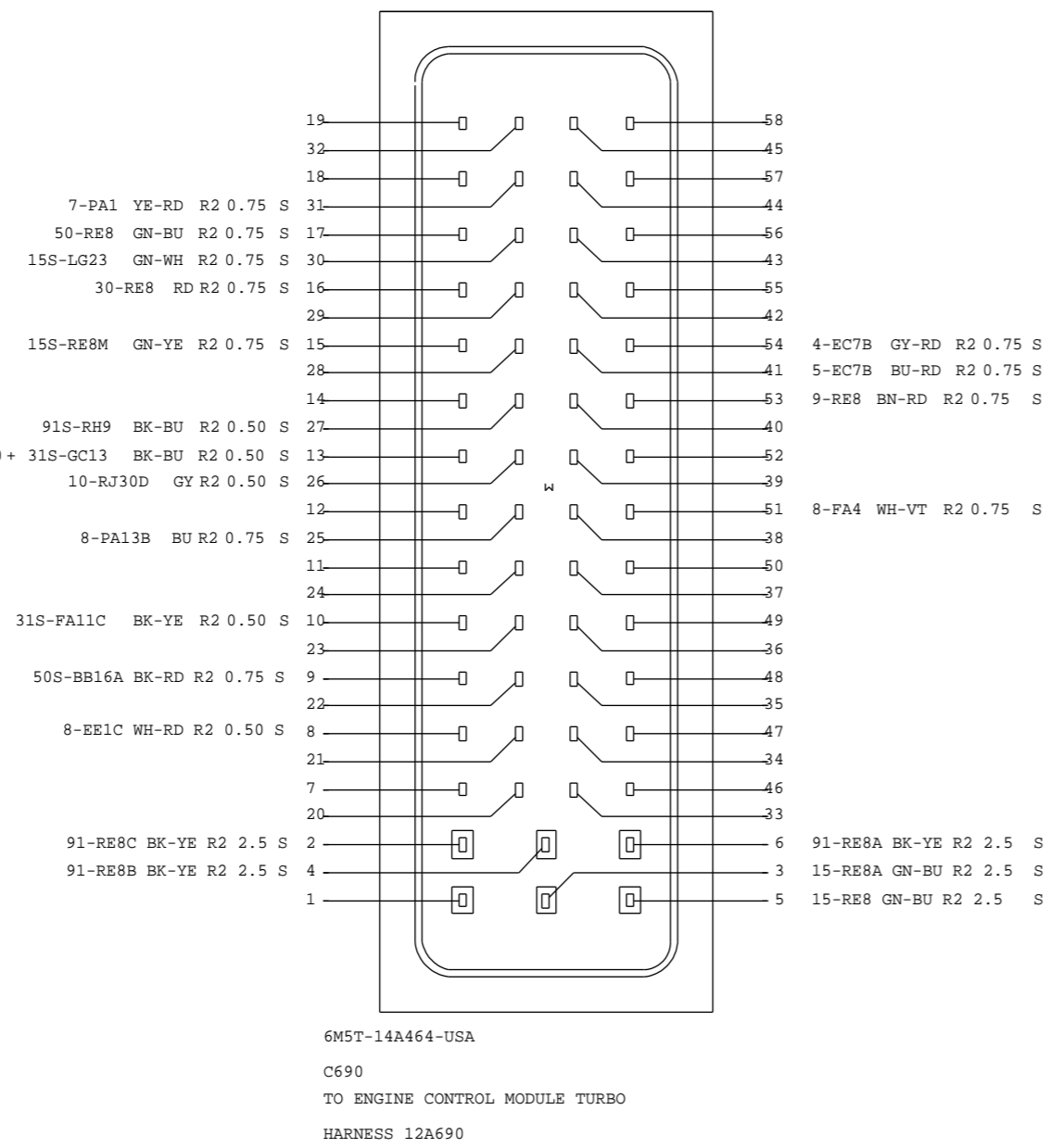
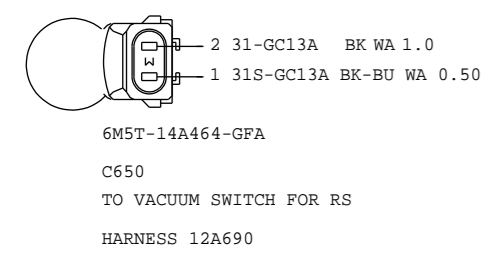
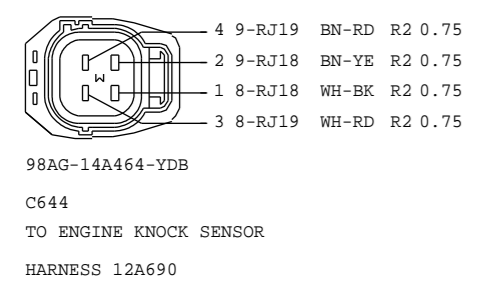
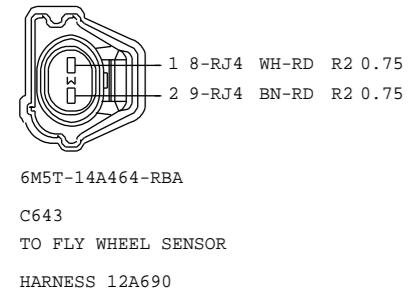
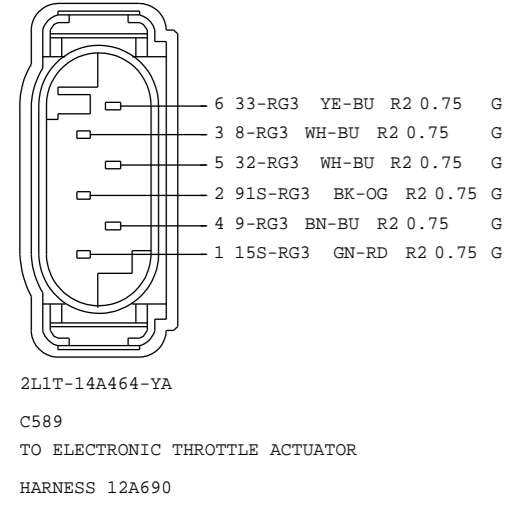
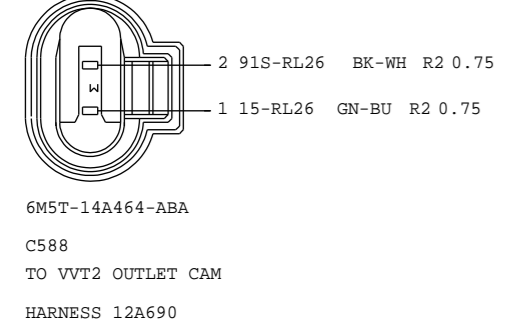
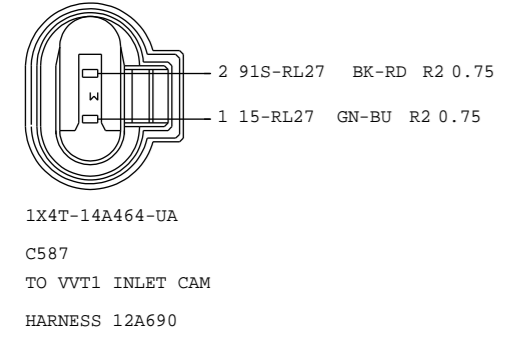
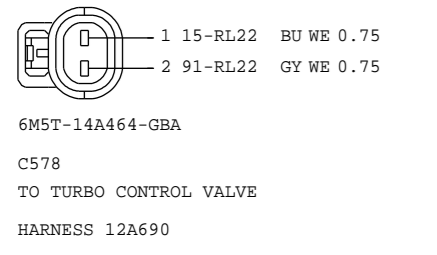
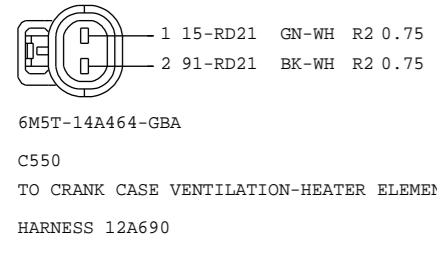
F65B-14A464-CA
C978
TO OIL PRESSURE SWITCH
HARNES 12A690

FPN's not found in symbol library
C90 3M5T-14489-FJE

VEHICLE PROGRAM: MY 2010 C307			
REVISION:01		SYSTEM REVISION DATE:10909	
REFERENCE EE00-E-12277984-000			
PART MUST COMPLY WITH MATERIAL SPECIFICATION WSS-M99P9999-A1 TO HELP SAFEGUARD HEALTH, SAFETY AND THE ENVIRONMENT.			
DRAFTED IN ACCORDANCE WITH FAO ENGINEERING DRAFTING STANDARD CURRENT AT INITIAL RELEASE		DRWG STATUS: 9-18-2009_13:50 SIZE: A2	
CAD TYPE	CAD LOC.	CAD FILE:	DATA IS MASTER
X	CADLOC	PH8M5T-70491-TD	
OPER.NO.	UNIT	DRAWING PH8M5T-70000-AD	
DESIGN	DETAIL	TITLESHTC CONFIRURATION CONTR	SHT 131
VYUEKSEL	VYUEKSEL	NI4 EINGE PART CONNECTOR	OF 132
CHECKED	SAFETY		RH
NSAHINTU		FACEVIEWS	SHOWN
SCALE	START DATE	DIVISION: EESE	Ford
01	100901	PLANT	

MY 2010 C307 I5 ENGINE PART CONNECTOR FACEVIEWS

FPN's not found in symbol library	
C90	3M5T-14489-FJE
C581	6M5T-14A464-GVA
C582	6M5T-14A464-GVA
C583	6M5T-14A464-GVA
C584	6M5T-14A464-GVA
C585	6M5T-14A464-GVA
C586	6M5T-14A464-GVA
C587	6M5T-14A464-GVA
C588	6M5T-14A464-GVA
C589	6M5T-14A464-GVA
C591T	6M5T-14A464-GVA
CG14	6M5T-14A464-GDA
C926	1M5T-14A464-FAA



VEHICLE PROGRAM: MY 2010 C307		SYSTEM	
REVISION:01		REVISION DATE:10909	
REFERENCE		EE00-E-12277984-000	
PART MUST COMPLY WITH MATERIAL SPECIFICATION WSS-M99P9999-A1 TO HELP SAFEGUARD HEALTH, SAFETY AND THE ENVIRONMENT.			
DRAFTED IN ACCORDANCE WITH FAO ENGINEERING DRAFTING STANDARD CURRENT AT INITIAL RELEASE		DRWG STATUS: 9-18-2009_13:51	
CAD TYPE	CAD LOC.	CAD FILE:	DATA
X	CADLOC	PH8M5T-70491-UD	IS MASTER
OPER.NO.	UNIT	DRAWING	
		PH8M5T-70000-AD	
DESIGN	DETAIL	TITLESHMTC CONFIRURATION CONTR	SHT 132
VYUEKSEL	VYUEKSEL	I5 ENGINE PART	OF 132
CHECKED	SAFETY	CONNECTOR	RH
NSAHINTU		FACEVIEWS	SHOWN
SCALE	START DATE	DIVISION: EESE	Ford
01	100901	PLANT	