



FOREWORD

To the best of our knowledge, the illustrations, technical information, data and descriptions in this issue were correct at the time of going to print. The right to change prices, specifications, equipment and maintenance instructions at any time without notice is reserved as part of FORD policy of continuous development and improvement for the benefit of our customers.

No part of this publication may be reproduced, stored in a data processing system or transmitted in any form, electronic, mechanical, photocopy, recording, translation or by any other means without prior permission of Ford Motor Company. No liability can be accepted for any inaccuracies in this publication, although every possible care has been taken to make it as complete and accurate as possible.

Copyright ©

2011.0 Kuga



2011.0 Kuga

Wiring Diagrams

PAGE 1 OF 2

Table of Contents



GROUP 1 General Information

Service Information

General Information 100-00

GROUP 2 Chassis

Brake System

Parking Brake and Actuation 206-05
 Hydraulic Brake Actuation 206-06
 Power Brake Actuation 206-07
 Anti-Lock Control 206-09A
 Anti-Lock Control - Stability Assist 206-09B
 Anti-Lock Brake System (ABS) and Stability Control 206-09C

Steering System

Power Steering 211-02
 Steering Column Switches 211-05

GROUP 3 Powertrain

Engine

Engine Cooling 303-03
 Fuel Charging and Controls - 2.5L Duratec (147kW/200PS) - VI5 303-04A
 Fuel Charging and Controls - Turbocharger - 2.5L Duratec (147kW/200PS) - VI5 303-04B
 Fuel Charging and Controls - 2.0L Duratorq-TDCi (100kW/136PS) - DW, Emission Requirements: Stage IV 303-04C
 Fuel Charging and Controls - 2.0L Duratorq-TDCi (100kW/136PS) - DW/2.0L Duratorq-TDCi (103kW/140PS) - DW/2.0L 303-04D

Duratorq-TDCi (120kW/163PS) - DW, Emission Requirements: Stage V 303-04D
 Fuel Charging and Controls - Turbocharger - 2.0L Duratorq-TDCi (100kW/136PS) - DW, Emission Requirements: Stage IV 303-04E
 Fuel Charging and Controls - Turbocharger - 2.0L Duratorq-TDCi (100kW/136PS) - DW/2.0L Duratorq-TDCi (103kW/140PS) - DW/2.0L Duratorq-TDCi (120kW/163PS) - DW, Emission Requirements: Stage V 303-04F
 Starting System - 2.5L Duratec (147kW/200PS) - VI5 303-06A
 Starting System - 2.0L Duratorq-TDCi (100kW/136PS) - DW, Emission Requirements: Stage IV 303-06B
 Starting System - 2.0L Duratorq-TDCi (100kW/136PS) - DW/2.0L Duratorq-TDCi (103kW/140PS) - DW/2.0L Duratorq-TDCi (120kW/163PS) - DW, Emission Requirements: Stage V 303-06C
 Engine Ignition - 2.5L Duratec (147kW/200PS) - VI5 303-07A
 Glow Plug System - 2.0L Duratorq-TDCi (100kW/136PS) - DW, Emission Requirements: Stage IV 303-07B
 Engine Emission Control - 2.5L Duratec (147kW/200PS) - VI5 303-08A
 Engine Emission Control - 2.0L Duratorq-TDCi (100kW/136PS) - DW, Emission Requirements: Stage IV, 2.0L Duratorq-TDCi (DW) Diesel 303-08B
 Evaporative Emissions 303-13
 Electronic Engine Controls - 2.5L Duratec (147kW/200PS) - VI5 303-14A

PAGE 2 OF 2

Electronic Engine Controls - 2.0L
Duratorq-TDCi (100kW/136PS) - DW,
Emission Requirements: Stage
IV 303-14B

Electronic Engine Controls - 2.0L
Duratorq-TDCi (100kW/136PS) -
DW/2.0L Duratorq-TDCi
(103kW/140PS) - DW/2.0L
Duratorq-TDCi (120kW/163PS) - DW,
Emission Requirements: Stage
V 303-14C

Automatic Transmission/Transaxle

Automatic Transmission/Transaxle -
Vehicles With: 5-Speed Automatic
Transaxle - AW55 AWD 307-01A

Automatic Transmission/Transaxle -
Vehicles With: 6-Speed Automatic
Transaxle - 6DCT450, LHD
4WD/RHD 4WD 307-01B

Automatic Transmission/Transaxle
External Controls 307-05

Manual Transmission/Transaxle, Clutch and Transfer Case

Four-Wheel Drive Systems 308-07

Exhaust System

Exhaust System - 2.0L Duratorq-TDCi
(DW) Diesel 309-00

Fuel System - General Information

Fuel Tank and Lines 310-01
Speed Control 310-03

GROUP 4 Electrical**Climate Control System**

Climate Control 412-01
Auxiliary Climate Control 412-02

Instrumentation and Warning Systems

Instrument Cluster 413-01
Horn 413-06
Warning Devices 413-09
Parking Aid 413-13

Battery and Charging System

Battery, Mounting and Cables 414-01

Generator and Regulator 414-02

Information and Entertainment Systems

Information and Entertainment
System 415-01

Lighting

Exterior Lighting 417-01
Interior Lighting 417-02
Daytime Running Lamps
(DRL) 417-04

Electrical Distribution

Module Communications
Network 418-00

Electronic Feature Group

Anti-Theft - Active 419-01
Multifunction Electronic
Modules 419-10

GROUP 5 Body and Paint**Body and Paint**

Rear View Mirrors 501-09
Seating 501-10
Glass, Frames and
Mechanisms 501-11
Instrument Panel and Console 501-12
Handles, Locks, Latches and Entry
Systems 501-14
Wipers and Washers 501-16
Safety Belt System 501-20A
Supplemental Restraint
System 501-20B

GROUP 7 General Wiring Information**Wiring Information**

General Information 700-00
Fuse and Relay Information 700-01
Power Distribution 700-02
Grounding Strategy 700-03
Electrical Connectors 700-04

Index



GROUP

1

General Information

SECTION TITLE

PAGE

Service Information

General Information.....100-00





SECTION 100-00 General Information

VEHICLE APPLICATION: 2011.0 Kuga

CONTENTS	PAGE
DESCRIPTION AND OPERATION	
About This Manual.....	100-00-2
How to Use This Manual.....	100-00-2
Circuit Code.....	100-00-3
Wire Insulation Specification (Temperature).....	100-00-7
Wire Color Code.....	100-00-7
Symbols Glossary.....	100-00-8



DESCRIPTION AND OPERATION

About This Manual

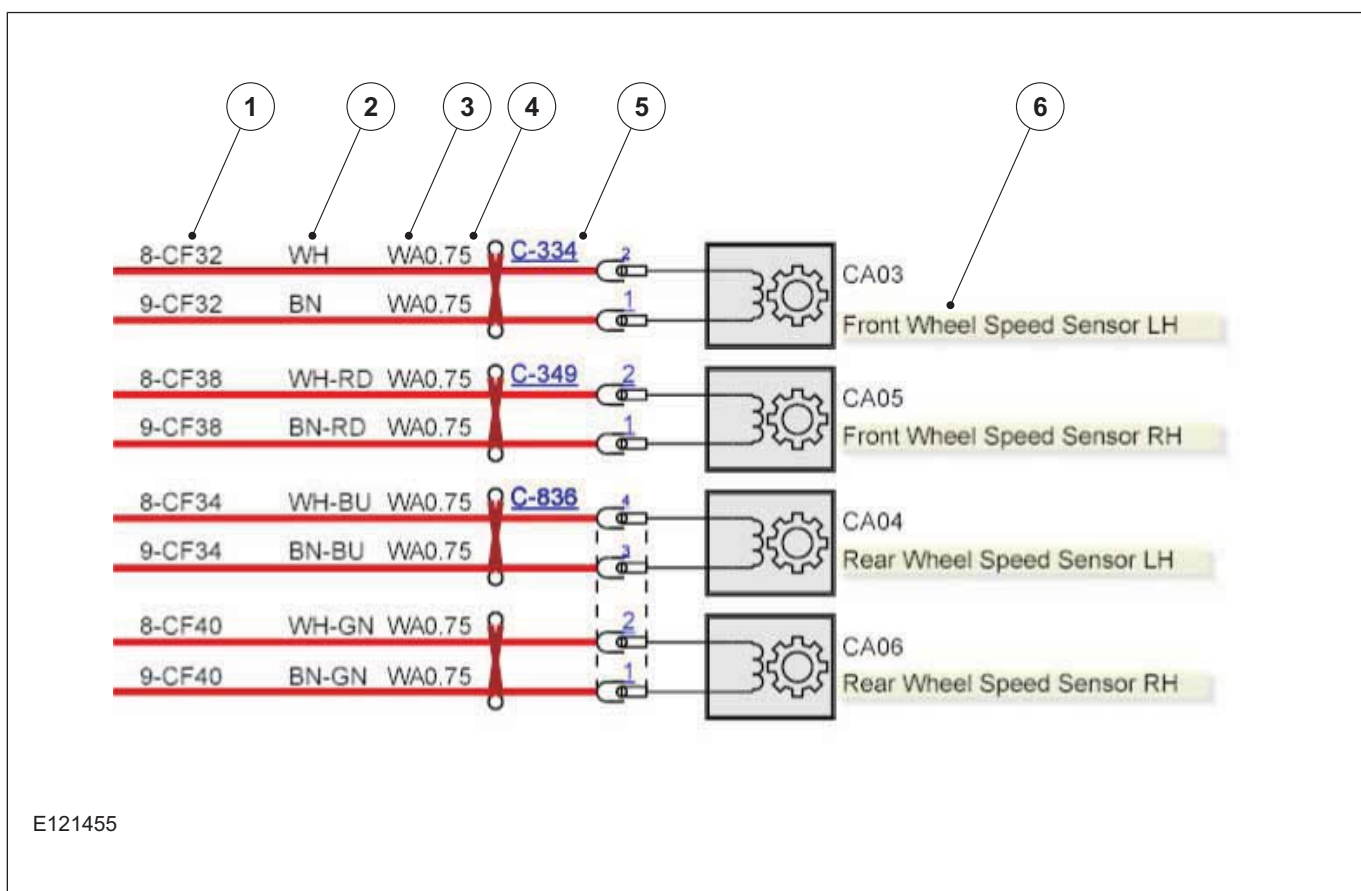
How to Use This Manual

This manual is structured into Systems, Groups and Sections. A System covers a specific portion of the vehicle. The manual is divided into six Systems: General Information, Chassis, Powertrain, Electrical, Body and Paint and General Wiring Information. Each System contains a number of Groups that contain a number of

Sections relating to specific vehicle systems. Each Section contains a wiring diagram containing all of the information relating to the specific vehicle system. Some Sections contain a number of wiring diagrams that cover a number of different vehicle variants. Connector location information and connector face views are provided through links within the wiring diagram for each vehicle system.

Example: Chassis > Brake System > Anti-Lock Control (System > Group > Section)

Wiring Diagram Format



Item	Description
1	Circuit code
2	Wire color code
3	Wire insulation specification (temperature)

Item	Description
4	Wire diameter (mm²)
5	Connector code
6	Component name

DESCRIPTION AND OPERATION**Circuit Code**

Position	Description
1	Electrical potential
2	System
3	Sub-system
4 and 5	Function

Some circuit codes also have a suffix. Suffixes are used when parts of a circuit are separated with a connector.

Position 1: Potential

Code	Description
G	GND (ground)
S	Standard voltage
H	Higher than standard voltage
C	Changing or switched
V	Variable signal
L	Lower than standard voltage
R	Return or reference
D	Drain wire
Z	Any of the above with a temporary function

Position 2: System

Code	Description
A	Power convenience
B	Circuit protection
C	Chassis
D	Electrical distribution
E	Diagnostic bus
F	Climate control
G	Information and entertainment
H	Heating
J	Supplemental restraints
K	Windshield wipers and washers
L	Lighting

DESCRIPTION AND OPERATION

Code	Description
M	Multimedia (information and entertainment)
N	Special vehicle
P	Engine and transmission
R	Engine and transmission (engine)
T	Engine and transmission (transmission)
X	Temporary numbering

Position 3: Sub-system

System Code	Sub-system Code	Description
A	A	Locks
A	D	Power mirrors
A	G	Power roof, doors, side steps
A	H	Power seats
A	J	Power windows
A	L	Power steering column
A	M	Power roof, doors, side steps
B	A	Charging, starting, cigar lighter, power outlet socket
B	B	Charging, starting, cigar lighter, power outlet socket
C	C	Adaptive damping
C	D	Suspension
C	E	Power steering
C	F	Anti-lock brakes, traction control, stability assist
C	G	Brakes
D	A	Splices distribution
D	B	Busbars
D	C	BJB (battery junction box)
D	D	CJB (central junction box)
D	E	GND points
D	F	Junction box
D	G	AJB (auxiliary junction box)
D	H	AJB
D	J	AJB
D	K	GEM (generic electronic module)

DESCRIPTION AND OPERATION

System Code	Sub-system Code	Description
E	A	Diagnostic bus - audio communications protocol
E	B	Diagnostic bus - alternator
E	C	Diagnostic bus - CAN (controller area network)
E	D	Diagnostic bus - diagnostic connector link
E	E	Diagnostic bus - International Standards Organization
E	G	Diagnostic bus - SCP (standard corporate protocol)
F	A	Climate control module
F	B	Climate control module
F	C	Auxiliary climate control
G	A	Instrument cluster, information and message center, tachograph
G	B	Instrument cluster, information and message center, tachograph
G	C	Instrument cluster, information and message center, tachograph
G	E	Instrument cluster, information and message center, tachograph
G	G	Instrument cluster
G	H	Instrument cluster, information and message center, tachograph
G	J	Horn
G	K	Navigation
G	L	Anti-theft
G	M	Audible warnings and indicators
G	N	Parking aid
G	P	Vehicle emergency monitoring
H	A	Auxiliary climate control
H	B	Heated windshield, rear window, mirrors, washer jets
H	C	Heated seats
J	A	RCM (restraints control module), air bag module, side air curtain module
K	A	Windshield wipers and washers, rear window wiper and washer, headlamp washers
L	B	Interior lamps, courtesy lamps
L	C	Interior lamps, courtesy lamps

DESCRIPTION AND OPERATION

System Code	Sub-system Code	Description
L	D	Fog lamps
L	E	Headlamps
L	F	Exterior lighting
L	G	Turn signal and hazard lamps
L	H	Instrument cluster and panel illumination
L	K	Instrument panel illumination
M	C	Communication, cellular phone, voice control
M	D	Information and entertainment
N	A	Ambulance
N	B	Police
N	C	Taxi
N	D	Trailer tow
P	A	Engine cooling
P	G	Speed control
R	A	Connectors
R	B	Destination notes
R	D	Powertrain controller, diode, driver, monitor, pump
R	E	PCM (powertrain control module)
R	G	Motors
R	H	Relays
R	J	Sensors
R	L	Solenoids
R	N	Splices or busbars
R	P	Switches
R	R	Engine ignition
R	S	Powertrain controller, diode, driver, monitor, pump
T	A	Transmission/transaxle, differential, axle
T	C	Automatic transmission
T	D	Transmission/transaxle, differential, axle
X	L	Temporary functions for any sub-system

DESCRIPTION AND OPERATION**Wire Insulation Specification (Temperature)**

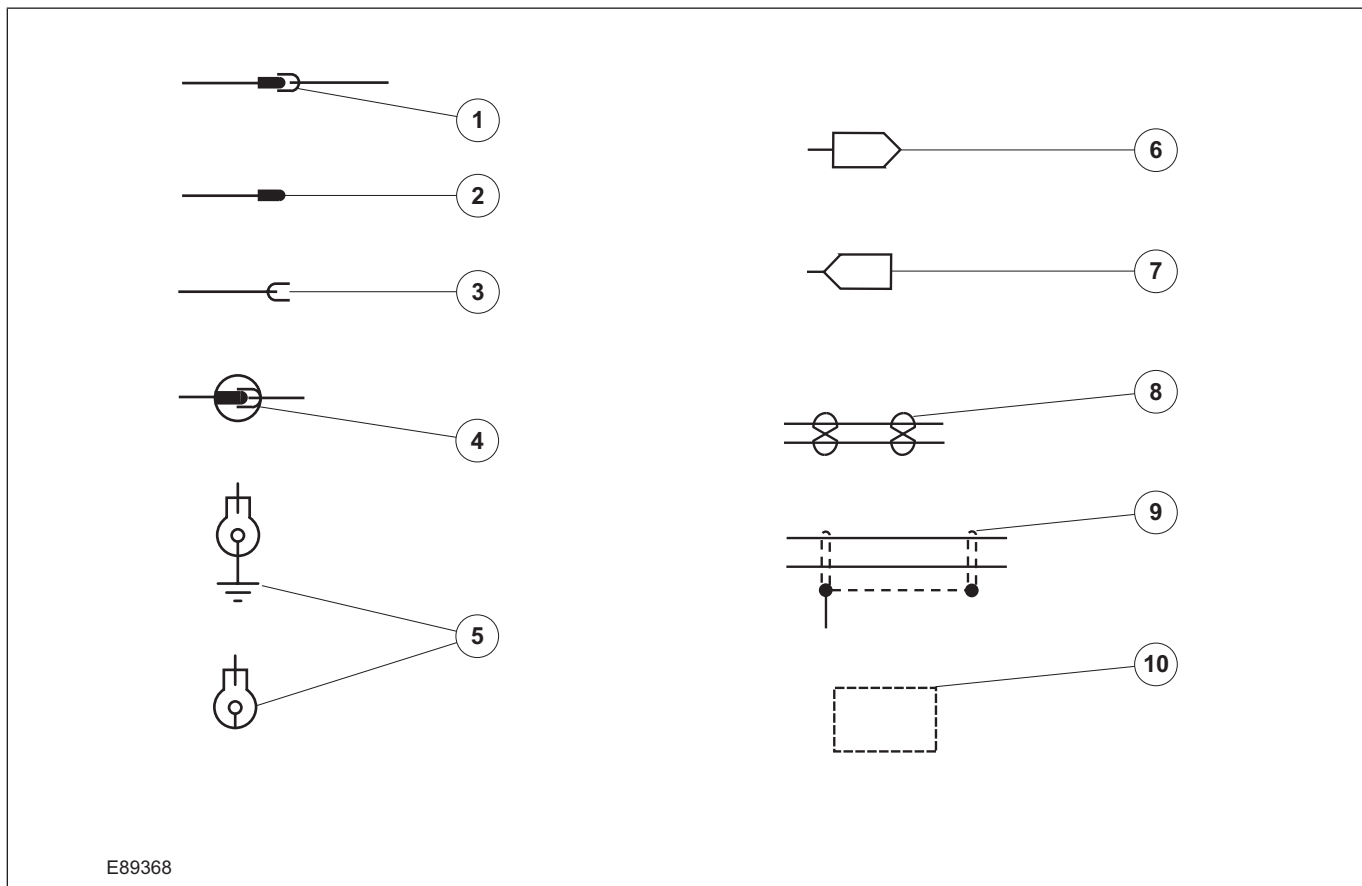
Code	Temperature
WA	100°C
WK	125°C
WE	150°C

Wire Color Code

Code	Color
BK	Black
BN	Brown
BU	Blue
GN	Green
GY	Gray
LG	Light green
NA	Natural
OG	Orange
PK	Pink
RD	Red
SR	Silver
VT	Purple
WH	White
YE	Yellow

DESCRIPTION AND OPERATION

Symbols Glossary



Item	Description
1	In-line connector
2	Male connector
3	Female connector
4	Pins with special coating (e.g. gold)
5	Ground
6	Off-page reference (to)
7	Off-page reference (from)
8	Twisted pair
9	Screened cables
10	Part of a component

GROUP

Chassis

2

SECTION TITLE	PAGE
Brake System	
Parking Brake and Actuation.....	206-05
Hydraulic Brake Actuation.....	206-06
Power Brake Actuation.....	206-07
Anti-Lock Control.....	206-09A
Anti-Lock Control - Stability Assist.....	206-09B
Anti-Lock Brake System (ABS) and Stability Control.....	206-09C
Steering System	
Power Steering.....	211-02
Steering Column Switches.....	211-05



SECTION 206-05 Parking Brake and Actuation


VEHICLE APPLICATION: 2011.0 Kuga

CONTENTS	PAGE
ELECTRICAL CONNECTORS	
Parking Brake Switch.....	206-05-2
Parking Brake Switch.....	206-05-2



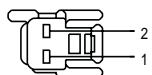


Parking Brake Switch (G1240673)



Parking Brake Switch (G1226596)

PIN 1 => 31S-GE44C BK-RD 0.75 WA



1 31S-GE44A BK-RD WA 0.75

4S7T-14489-VAA

C931

TO Z-HANDBRAKE SWITCH

HARNESS 14014





SECTION 206-06 Hydraulic Brake Actuation

VEHICLE APPLICATION: 2011.0 Kuga

CONTENTS PAGE

ELECTRICAL CONNECTORS

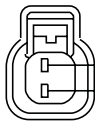
Low Brake Fluid Warning Indicator Switch..... 206-06-2





Low Brake Fluid Warning Indicator Switch (G1226597)

PIN 1 => 91-GC7B BK-BU 1.0 WA
PIN 1 => 91-GC7A BK-BU 1.0 WA



1	91-GC7	BK-BU	WA 0.50
2	31S-GC6	BK-YE	WA 0.50

XR3T-14A464-AA

C810

TO BRAKE FLUID LEVEL SWITCH

HARNES 14K733





SECTION 206-07 Power Brake Actuation

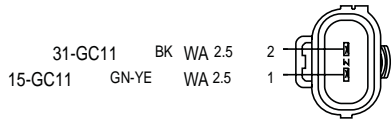
VEHICLE APPLICATION: 2011.0 Kuga

CONTENTS	PAGE
ELECTRICAL CONNECTORS	
Brake Vacuum Pump.....	206-07-2
Brake Vacuum Switch.....	206-07-2



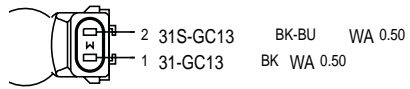


Brake Vacuum Pump (G1240674)



97BG-14A624-VBB
C852
TO VACUUM PUMP
HARNESS 14K733

Brake Vacuum Switch (G1240675)



6M5T-14A464-GFA
C862
TO VACUUM SWITCH
HARNESS 14K733






SECTION 206-09A Anti-Lock Control

VEHICLE APPLICATION: 2011.0 Kuga

CONTENTS	PAGE
ELECTRICAL CONNECTORS	
Anti-Lock Brake System (ABS) Module.....	206-09A-2
Front Wheel Speed Sensor LH.....	206-09A-3
Front Wheel Speed Sensor RH.....	206-09A-3
Rear Wheel Speed Sensor LH.....	206-09A-3
Rear Wheel Speed Sensor RH.....	206-09A-3

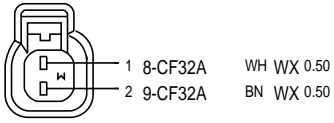


Anti-Lock Brake System (ABS) Module (G1240676)



3M5T-14A464-ZZF(XXX)
C830
TO ESP MODULE (ABS / IVD)
HARNESS 14K733

Front Wheel Speed Sensor LH (G1226598)



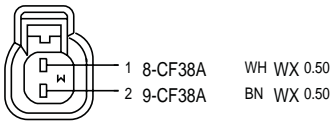
1S7T-14A464-CB

C814

TO LEFT FRONT WHEEL SENSOR

HARNESS 14K733

Front Wheel Speed Sensor RH (G1226599)



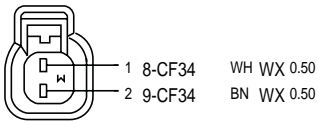
1S7T-14A464-CB

C815

TO RIGHT FRONT WHEEL SENSOR

HARNESS 14K733

Rear Wheel Speed Sensor LH (G1226600)



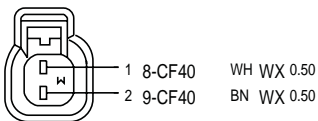
1S7T-14A464-CB

C816

TO LEFT REAR WHEEL SENSOR

HARNESS 2B325

Rear Wheel Speed Sensor RH (G1226601)



1S7T-14A464-CB

C817

TO RIGHT REAR WHEEL SENSOR

HARNESS 2B325



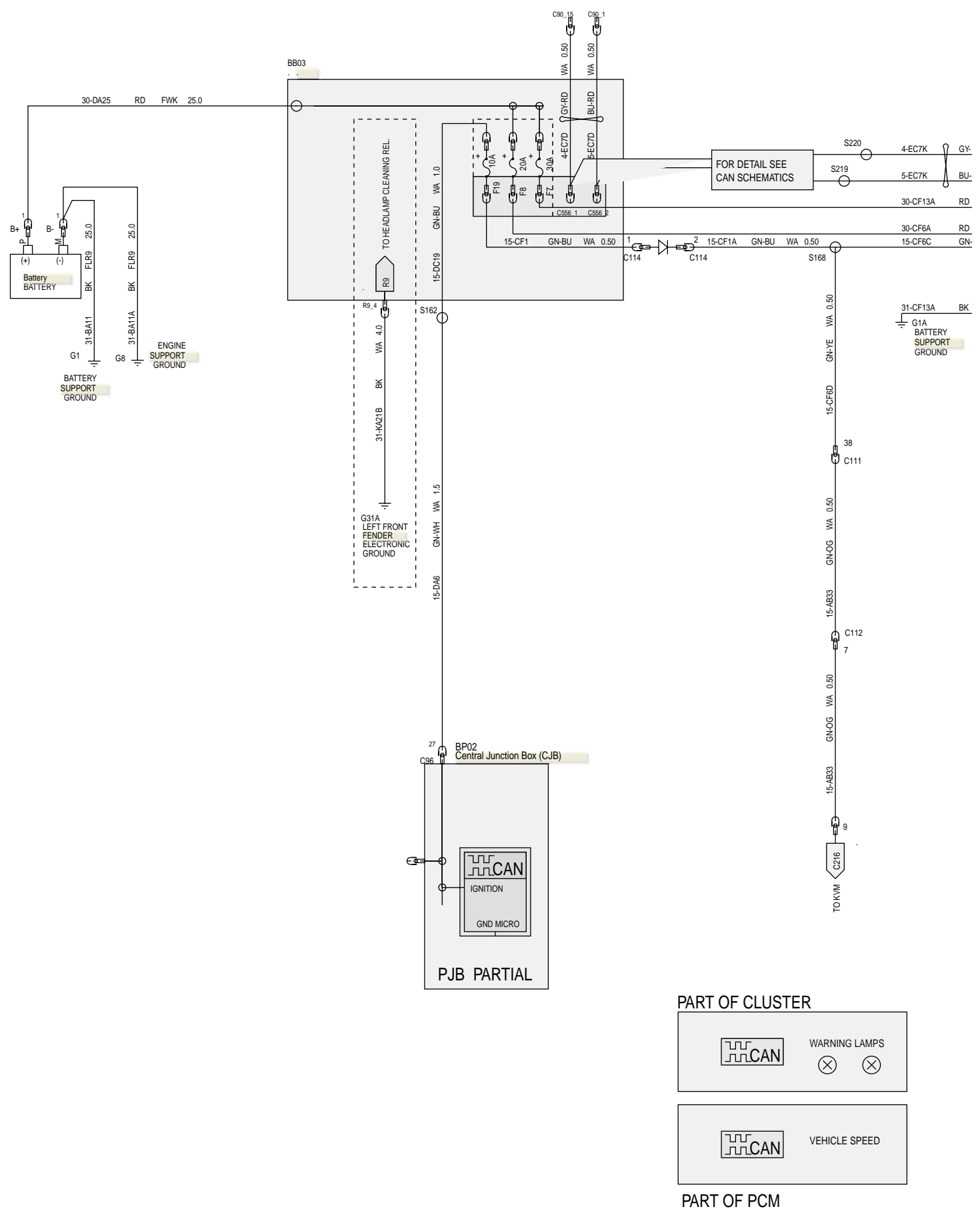
SECTION 206-09B Anti-Lock Control - Stability Assist

VEHICLE APPLICATION: 2011.0 Kuga

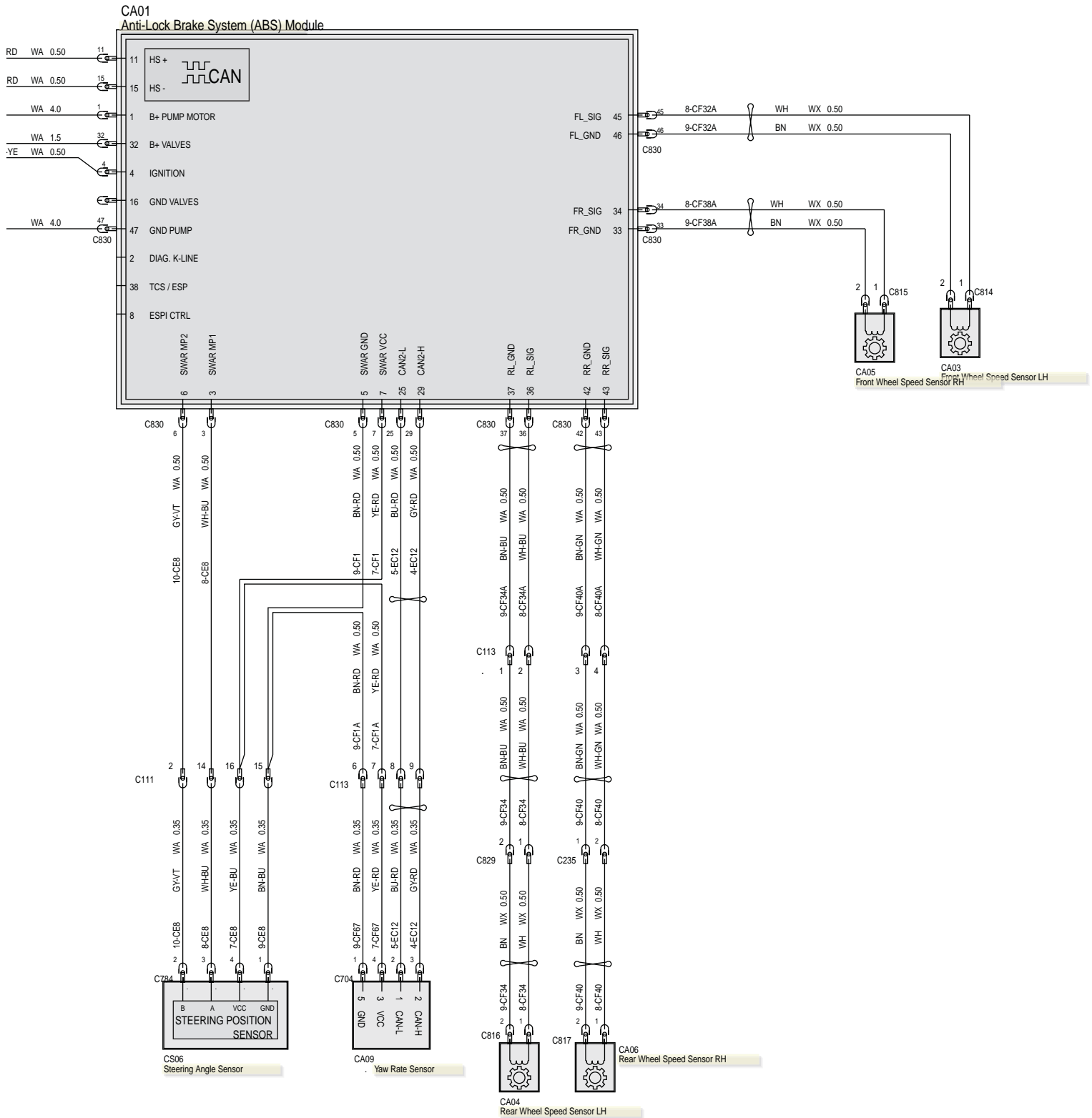
CONTENTS	PAGE
ELECTRICAL SCHEMATICS	
Anti-Lock Control - Stability Assist.....	206-09B-2
ELECTRICAL CONNECTORS	
Yaw Rate Sensor.....	206-09B-4



206-09B-2 Anti-Lock Control - Stability Assist

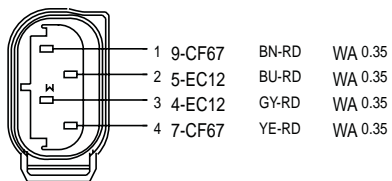


206-09B-3 Anti-Lock Control - Stability Assist





Yaw Rate Sensor (G1245474)



1S7T-14A464-BA

C704

TO YAW RATE ACCELERATION SENSOR (ESP ONLY)

HARNESS 14014




SECTION 206-09C Anti-Lock Brake System (ABS) and Stability Control


VEHICLE APPLICATION: 2011.0 Kuga

CONTENTS	PAGE
ELECTRICAL CONNECTORS	
Anti-Lock Brake System (ABS) Module.....	206-09C-2
Front Wheel Speed Sensor LH.....	206-09C-2
Front Wheel Speed Sensor RH.....	206-09C-2
Rear Wheel Speed Sensor LH.....	206-09C-3
Rear Wheel Speed Sensor RH.....	206-09C-3
Yaw Rate Sensor.....	206-09C-3


Anti-Lock Brake System (ABS) Module (G1448118)




Front Wheel Speed Sensor LH (G1448119)




Front Wheel Speed Sensor RH (G1448120)




Rear Wheel Speed Sensor LH (G1448121)



Rear Wheel Speed Sensor RH (G1448122)



Yaw Rate Sensor (G1448123)

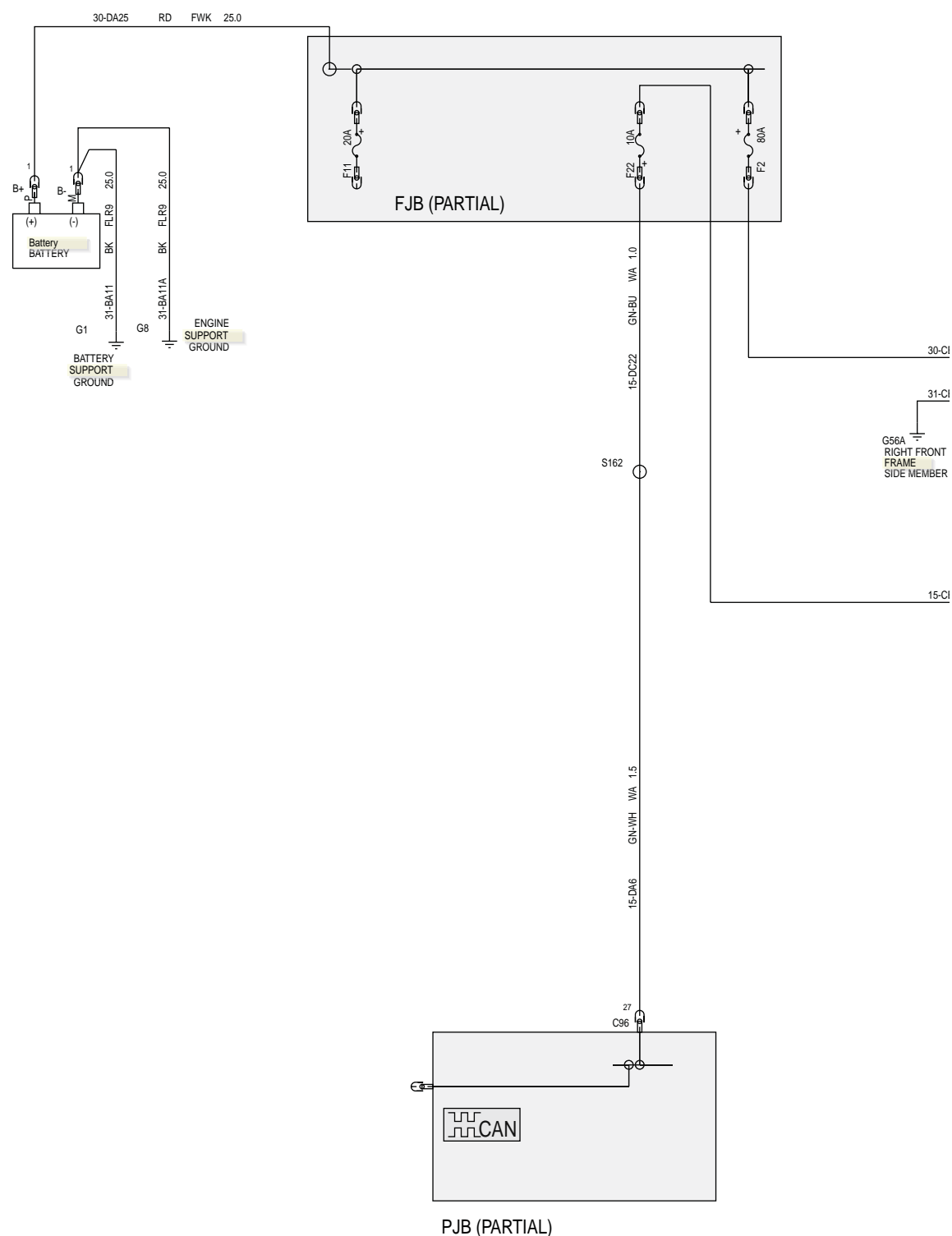


SECTION 211-02 Power Steering

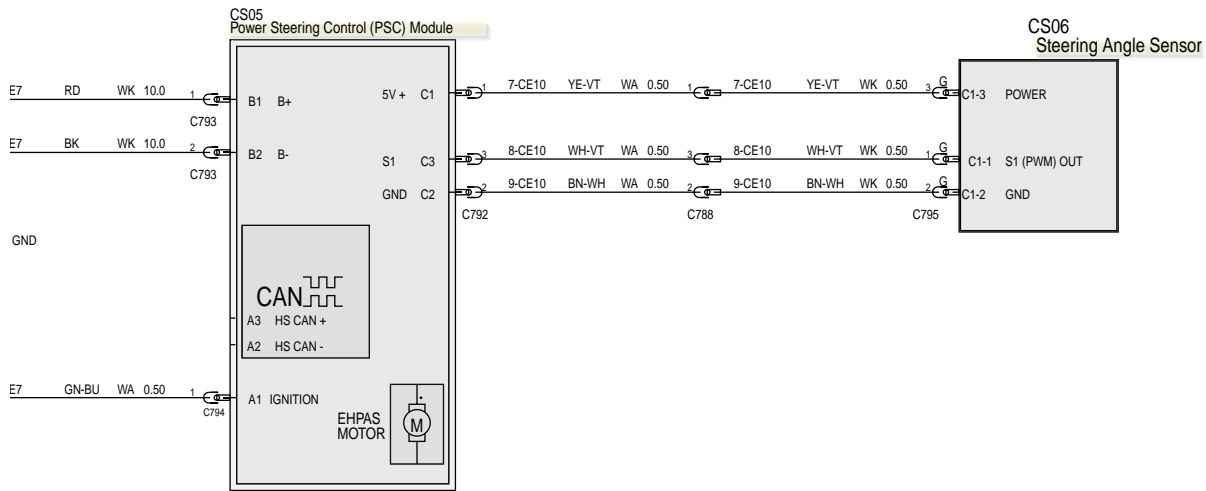
VEHICLE APPLICATION: 2011.0 Kuga

CONTENTS	PAGE
ELECTRICAL SCHEMATICS	
Power Steering — LHD 4WD/LHD FWD.....	211-02-2
Power Steering — RHD 4WD/RHD FWD.....	211-02-4
ELECTRICAL CONNECTORS	
Power Steering Control (PSC) Module.....	211-02-6
Power Steering Control (PSC) Module.....	211-02-6
Power Steering Control (PSC) Module.....	211-02-6
Steering Angle Sensor.....	211-02-6
Steering Angle Sensor.....	211-02-7

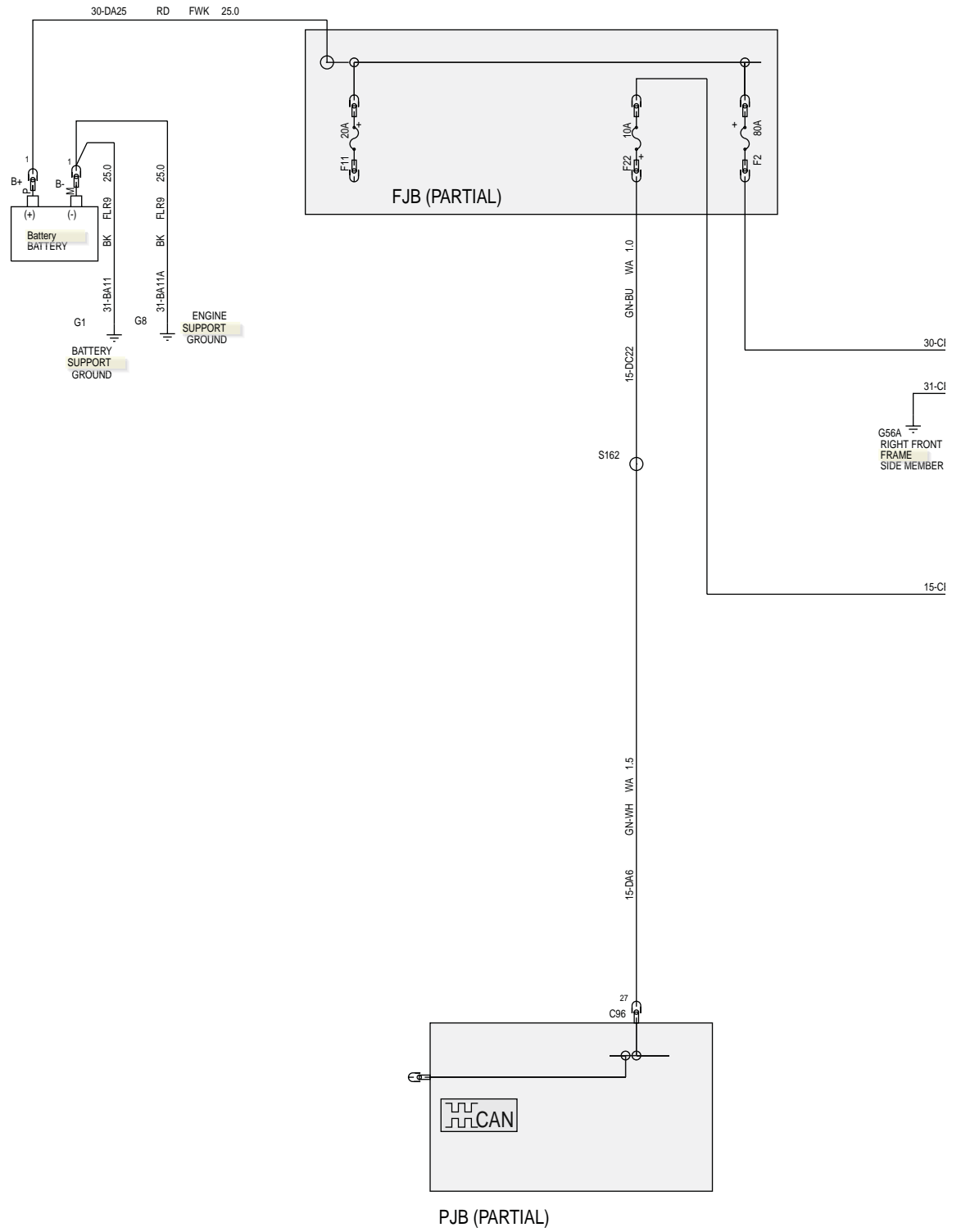
211-02-2 Power Steering—LHD 4WD/LHD FWD



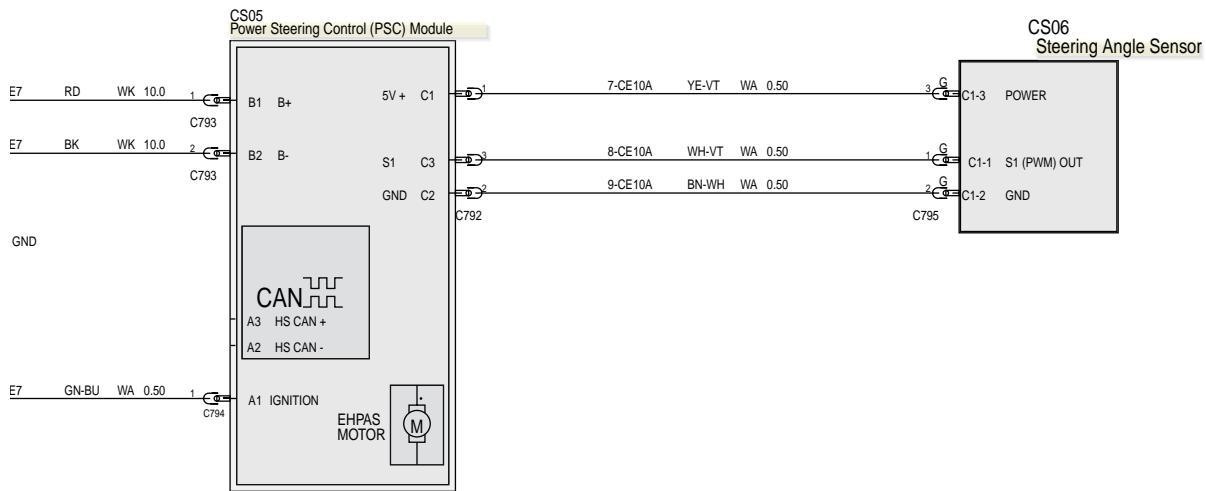
211-02-3 Power Steering—LHD 4WD/LHD FWD



211-02-4 Power Steering—RHD 4WD/RHD FWD

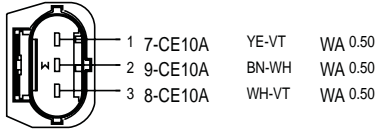


211-02-5 Power Steering—RHD 4WD/RHD FWD



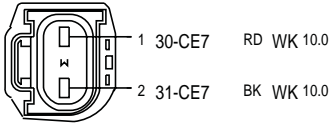
Power Steering Control (PSC) Module (G1239825)

PIN 2 => 9-CE10 BN-WH 0.50 WA
PIN 1 => 7-CE10 YE-VT 0.50 WA
PIN 3 => 8-CE10 WH-VT 0.50 WA



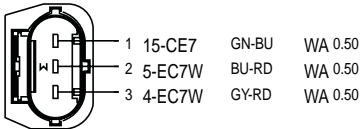
3M5T-14A464-HCD
C792
TO EHPAS MODULE
HARNESS 14K733

Power Steering Control (PSC) Module (G1239826)



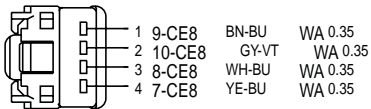
5M5T-14A464-NBD
C793
TO EHPAS
HARNESS 14K733

Power Steering Control (PSC) Module (G1239827)



3M5T-14A464-GCC
C794
TO EHPAS
HARNESS 14K733

Steering Angle Sensor (G1226604)

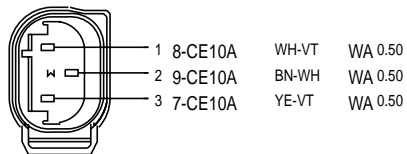


3M5T-14489-BDA
C784
TO STEERING ANGEL SENSOR
HARNESS 14401



Steering Angle Sensor (G1239828)

PIN 2 => 9-CE10 BN-WH 0.50 WK
PIN 3 => 7-CE10 YE-VT 0.50 WK
PIN 1 => 8-CE10 WH-VT 0.50 WK



98AG-14A464-RDA

C795

TO STEERING ANGLE SENSOR EHPAS

HARNESS 14K733 (3C221)




SECTION 211-05 Steering Column Switches

VEHICLE APPLICATION: 2011.0 Kuga


CONTENTS	PAGE
ELECTRICAL CONNECTORS	
Ignition Overload Relay.....	211-05-2
Ignition Relay.....	211-05-2
Ignition Switch.....	211-05-2
Ignition Switch and Hazard Flasher Switch Unit.....	211-05-3
Steering Column Multifunction Switch.....	211-05-3




Ignition Overload Relay (G1313028)



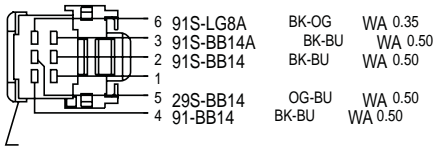
Ignition Relay (G1313027)



Ignition Switch (G1330915)



Ignition Switch and Hazard Flasher Switch Unit (G1246399)



4S7T-14489-CA

C457

TO HAZARD WARNING START/STOP BUTTON

HARNESS 14401

Steering Column Multifunction Switch (G1226605)



2L1T-14A464-GA

C459

TO MULTI FUNCTION SWITCH

HARNESS 14401

GROUP

3

Powertrain

SECTION TITLE	PAGE
PAGE 1 OF 2	
Engine	
Engine Cooling.....	303-03
Fuel Charging and Controls2.5L Duratec (147kW/200PS) - VI5.....	303-04A
Fuel Charging and Controls - Turbocharger2.5L Duratec (147kW/200PS) - VI5.....	303-04B
Fuel Charging and Controls2.0L Duratorq-TDCi (100kW/136PS) - DW, Emission Requirements: Stage IV.....	303-04C
Fuel Charging and Controls2.0L Duratorq-TDCi (100kW/136PS) - DW/2.0L Duratorq-TDCi (103kW/140PS) - DW/2.0L Duratorq-TDCi (120kW/163PS) - DW, Emission Requirements: Stage V.....	303-04D
Fuel Charging and Controls - Turbocharger2.0L Duratorq-TDCi (100kW/136PS) - DW, Emission Requirements: Stage IV.....	303-04E
Fuel Charging and Controls - Turbocharger2.0L Duratorq-TDCi (100kW/136PS) - DW/2.0L Duratorq-TDCi (103kW/140PS) - DW/2.0L Duratorq-TDCi (120kW/163PS) - DW, Emission Requirements: Stage V.....	303-04F
Starting System2.5L Duratec (147kW/200PS) - VI5.....	303-06A
Starting System2.0L Duratorq-TDCi (100kW/136PS) - DW, Emission Requirements: Stage IV.....	303-06B
Starting System2.0L Duratorq-TDCi (100kW/136PS) - DW/2.0L Duratorq-TDCi (103kW/140PS) - DW/2.0L Duratorq-TDCi (120kW/163PS) - DW, Emission Requirements: Stage V.....	303-06C
Engine Ignition2.5L Duratec (147kW/200PS) - VI5.....	303-07A
Glow Plug System2.0L Duratorq-TDCi (100kW/136PS) - DW, Emission Requirements: Stage IV.....	303-07B
Engine Emission Control2.5L Duratec (147kW/200PS) - VI5.....	303-08A
Engine Emission Control2.0L Duratorq-TDCi (100kW/136PS) - DW, Emission Requirements: Stage IV, 2.0L Duratorq-TDCi (DW) Diesel.....	303-08B
Evaporative Emissions.....	303-13
Electronic Engine Controls2.5L Duratec (147kW/200PS) - VI5.....	303-14A
Electronic Engine Controls2.0L Duratorq-TDCi (100kW/136PS) - DW, Emission Requirements: Stage IV.....	303-14B
Electronic Engine Controls2.0L Duratorq-TDCi (100kW/136PS) - DW/2.0L Duratorq-TDCi (103kW/140PS) - DW/2.0L Duratorq-TDCi (120kW/163PS) - DW, Emission Requirements: Stage V.....	303-14C

PAGE 2 OF 2

Automatic Transmission/Transaxle

Automatic Transmission/Transaxle Vehicles With: 5-Speed Automatic Transaxle - AW55 AWD.....	307-01A
Automatic Transmission/Transaxle Vehicles With: 6-Speed Automatic Transaxle - 6DCT450, LHD 4WD/RHD 4WD.....	307-01B
Automatic Transmission/Transaxle External Controls.....	307-05

Manual Transmission/Transaxle, Clutch and Transfer Case

Four-Wheel Drive Systems.....	308-07
-------------------------------	--------

Exhaust System

Exhaust System 2.0L Duratorq-TDCi (DW) Diesel.....	309-00
----------------------------------------------------	--------

Fuel System - General Information

Fuel Tank and Lines.....	310-01
Speed Control.....	310-03



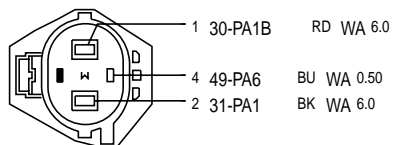
SECTION 303-03 Engine Cooling

VEHICLE APPLICATION: 2011.0 Kuga

CONTENTS	PAGE
ELECTRICAL CONNECTORS	
Cooling Fan Motor.....	303-03-2
Cooling Fan Relay.....	303-03-2



Cooling Fan Motor (G1239830)




3M5T-14A464-NCB

C281

TO COOLING FAN MODULE

HARNESS 14K733

Cooling Fan Relay (G1313031)





SECTION 303-04A Fuel Charging and Controls — 2.5L Duratec

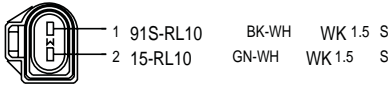
(147kW/200PS) - VI5

VEHICLE APPLICATION: 2011.0 Kuga

CONTENTS	PAGE
ELECTRICAL CONNECTORS	
Fuel Injector 1.....	303-04A-2
Fuel Injector 2.....	303-04A-2
Fuel Injector 3.....	303-04A-2
Fuel Injector 4.....	303-04A-2
Fuel Injector 5.....	303-04A-2
Fuel Pump Driver Module (FPDM).....	303-04A-3
Throttle Body.....	303-04A-3



Fuel Injector 1 (G1226698)



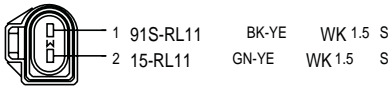
3M5T-14A464-GBB

C771

TO TO FUEL INJECTOR 1

HARNESS 12A690

Fuel Injector 2 (G1226699)



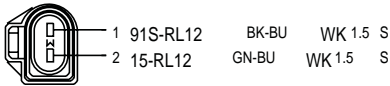
3M5T-14A464-GBB

C772

TO TO FUEL INJECTOR 2

HARNESS 12A690

Fuel Injector 3 (G1235901)



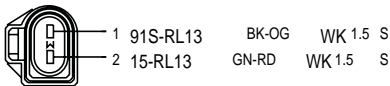
3M5T-14A464-GBB

C773

TO TO FUEL INJECTOR 3

HARNESS 12A690

Fuel Injector 4 (G1235899)



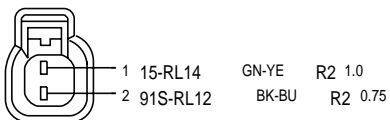
3M5T-14A464-GBB

C774

TO TO FUEL INJECTOR 4

HARNESS 12A690

Fuel Injector 5 (G1235900)



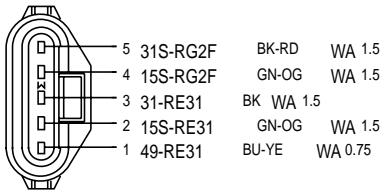
XW43-14A464-AAA

C775

TO FUEL INJECTOR C CYL 4

HARNESS 12A690

Fuel Pump Driver Module (FPDM) (G1246047)



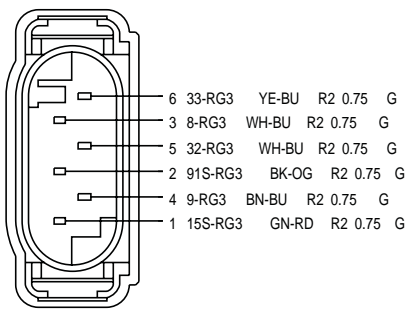
2S7T-14A464-EA

C739

TO DECOS (PEM)

HARNESS 14014

Throttle Body (G1226700)



2L1T-14A464-YA

C589

TO ELECTRONIC THROTTLE ACTUATOR

HARNESS 12A690



SECTION 303-04B Fuel Charging and Controls - Turbocharger — 2.5L Duratec (147kW/200PS) - VI5

VEHICLE APPLICATION: 2011.0 Kuga

CONTENTS

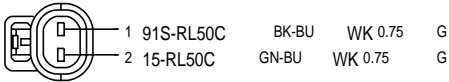
PAGE

ELECTRICAL CONNECTORS

Turbocharger Variable Vane Actuator.....	303-04B-2
Wastegate Control Valve.....	303-04B-2



Turbocharger Variable Vane Actuator (G1246048)



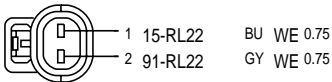
6M5T-14A464-HBA

C790

TO VARIABLE TURBO CONTROL

HARNESS 12A690

Wastegate Control Valve (G1226702)



6M5T-14A464-GBA

C929

TO TURBO CONTROL VALVE

HARNESS 12A690



SECTION 303-04C Fuel Charging and Controls — 2.0L

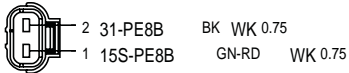
Duratorq-TDCi (100kW/136PS) - DW, Emission Requirements: Stage IV

VEHICLE APPLICATION: 2011.0 Kuga

CONTENTS	PAGE
ELECTRICAL CONNECTORS	
Fuel Heater.....	303-04C-2
Fuel Injection Pump.....	303-04C-2
Fuel Injector 1.....	303-04C-2
Fuel Injector 2.....	303-04C-2
Fuel Injector 3.....	303-04C-2
Fuel Injector 4.....	303-04C-2
Fuel Metering Valve.....	303-04C-3
Fuel Pressure Regulator.....	303-04C-3



Fuel Heater (G1226708)



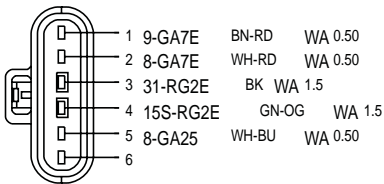
6M5T-14A464-FBA

C945

TO FILTER HEATER

HARNESS 12A690

Fuel Injection Pump (G1226709)



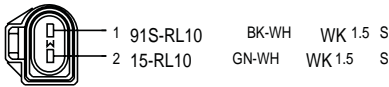
3M5T-14A464-DGA

C734

TO FUEL PUMP DW10

HARNESS 14014

Fuel Injector 1 (G1226698)



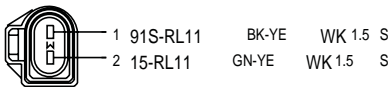
3M5T-14A464-GBB

C771

TO TO FUEL INJECTOR 1

HARNESS 12A690

Fuel Injector 2 (G1226699)



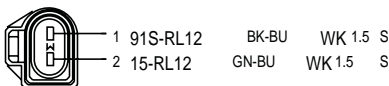
3M5T-14A464-GBB

C772

TO TO FUEL INJECTOR 2

HARNESS 12A690

Fuel Injector 3 (G1235901)



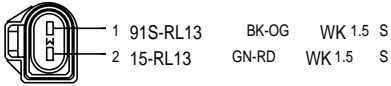
3M5T-14A464-GBB

C773

TO TO FUEL INJECTOR 3

HARNESS 12A690

Fuel Injector 4 (G1235899)



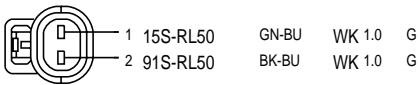
3M5T-14A464-GBB

C774

TO FUEL INJECTOR 4

HARNESS 12A690

Fuel Metering Valve (G1239833)



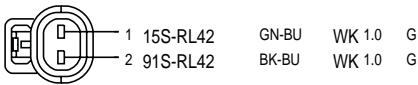
6M5T-14A464-DBA

C858

TO VCV (VACUUM CONTROL VALVE)

HARNESS 12A690

Fuel Pressure Regulator (G1239834)



6M5T-14A464-JBA

C859

FUEL PRESSURE REGULATOR

HARNESS 12A690


SECTION 303-04D Fuel Charging and Controls — 2.0L

Duratorq-TDCi (100kW/136PS) - DW/2.0L Duratorq-TDCi (103kW/140PS) - DW/2.0L Duratorq-TDCi (120kW/163PS) - DW, Emission Requirements: Stage V


VEHICLE APPLICATION: 2011.0 Kuga

CONTENTS	PAGE
ELECTRICAL CONNECTORS	
Fuel Injector 1 — B.....	303-04D-2
Fuel Injector 2 — B.....	303-04D-2
Fuel Injector 3 — B.....	303-04D-2
Fuel Injector 4 — B.....	303-04D-3
Fuel Metering Valve.....	303-04D-3
Throttle Body — C.....	303-04D-3
Fuel Heater — A.....	303-04D-3


Fuel Injector 1—B (G1336739)




Fuel Injector 2—B (G1336740)



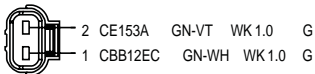
Fuel Injector 3—B (G1336741)



Fuel Injector 4—B (G1336742)

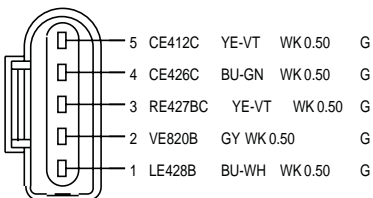


Fuel Metering Valve (G1336745)



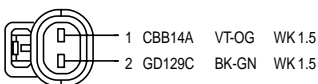
6M5T-14A464-BBA
 C1E518
 TO INLET METERING VALVE
 HARNESS 12A690

Throttle Body—C (G1336746)



AV6N-14A464-GA
 C1E137-C
 TO THROTTLE BODY
 HARNESS 12A690

Fuel Heater—A (G1336748)



6M5T-14A464-CBA
 C1E232-A
 TO FILTER HEATED ELEMENT
 HARNESS 12A690



SECTION 303-04E Fuel Charging and Controls - Turbocharger

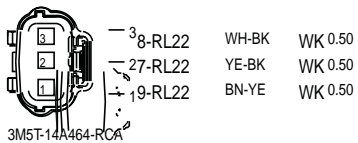
— 2.0L Duratorq-TDCi (100kW/136PS) - DW, Emission Requirements: Stage IV

VEHICLE APPLICATION: 2011.0 Kuga

CONTENTS	PAGE
ELECTRICAL CONNECTORS	
Turbocharger Variable Vane Position Sensor.....	303-04E-2



Turbocharger Variable Vane Position Sensor (G1230331)



3M5T-14A464-RCA

C984

TO TURBO POSITION SENSOR(GY)

HARNESS 12A690

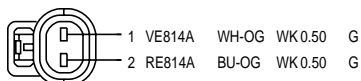
SECTION 303-04F Fuel Charging and Controls - Turbocharger

— 2.0L Duratorq-TDCi (100kW/136PS) - DW/2.0L Duratorq-TDCi (103kW/140PS) - DW/2.0L Duratorq-TDCi (120kW/163PS) - DW, Emission Requirements: Stage V

VEHICLE APPLICATION: 2011.0 Kuga

CONTENTS	PAGE
ELECTRICAL CONNECTORS	
Turbocharger Variable Vane Actuator.....	303-04F-2
Turbocharger Variable Vane Position Sensor.....	303-04F-2

Turbocharger Variable Vane Actuator (G1336752)



6M5T-14A464-KBA

C1E432

TO VGT ACTUATOR

HARNESS 12A690

Turbocharger Variable Vane Position Sensor (G1336753)



6M5T-14A464-ACA

C1E825

TO VGT TURBO POSITION SENSOR

HARNESS 12A690



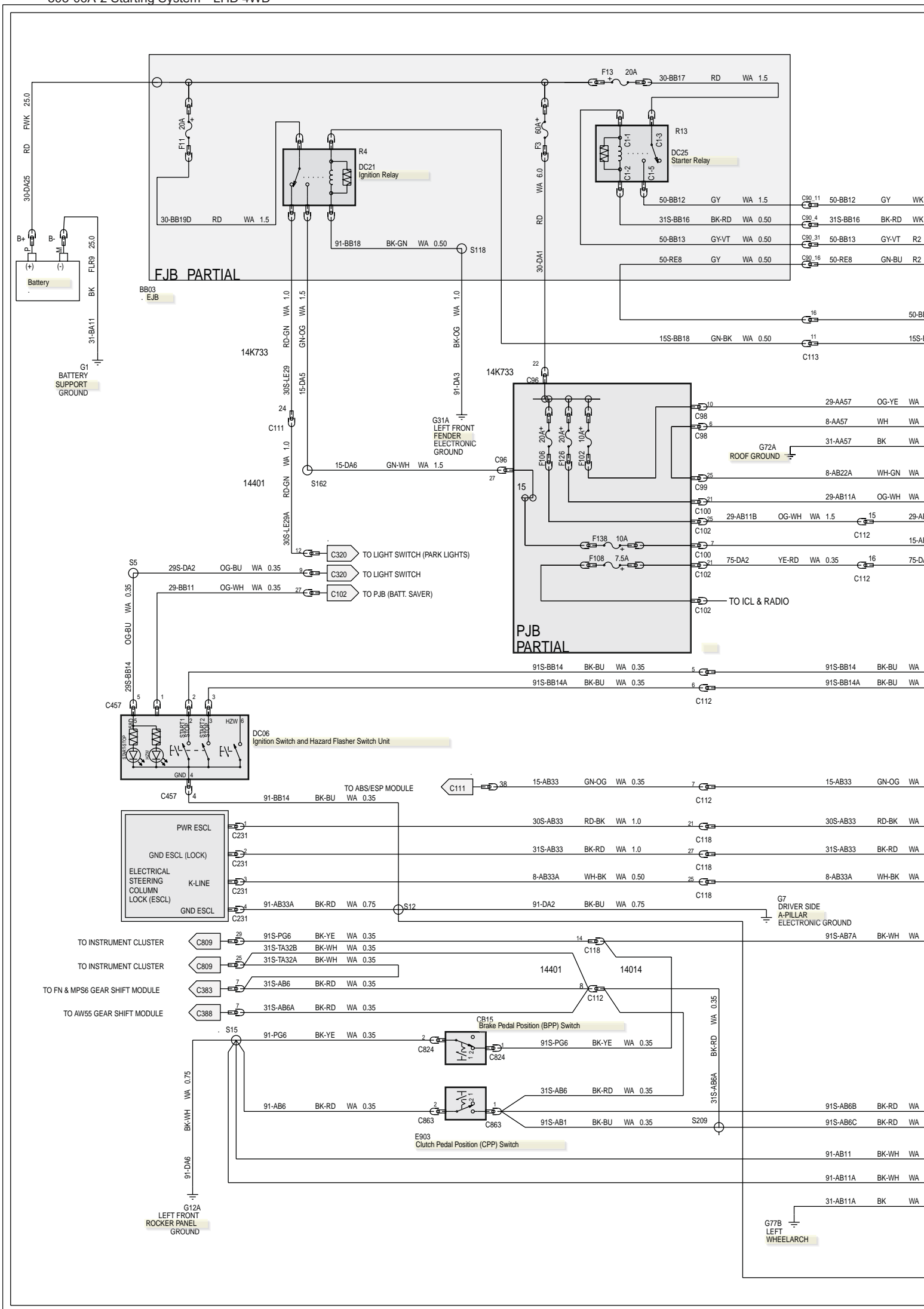
SECTION 303-06A Starting System — 2.5L Duratec (147kW/200PS) - VI5

VEHICLE APPLICATION: 2011.0 Kuga

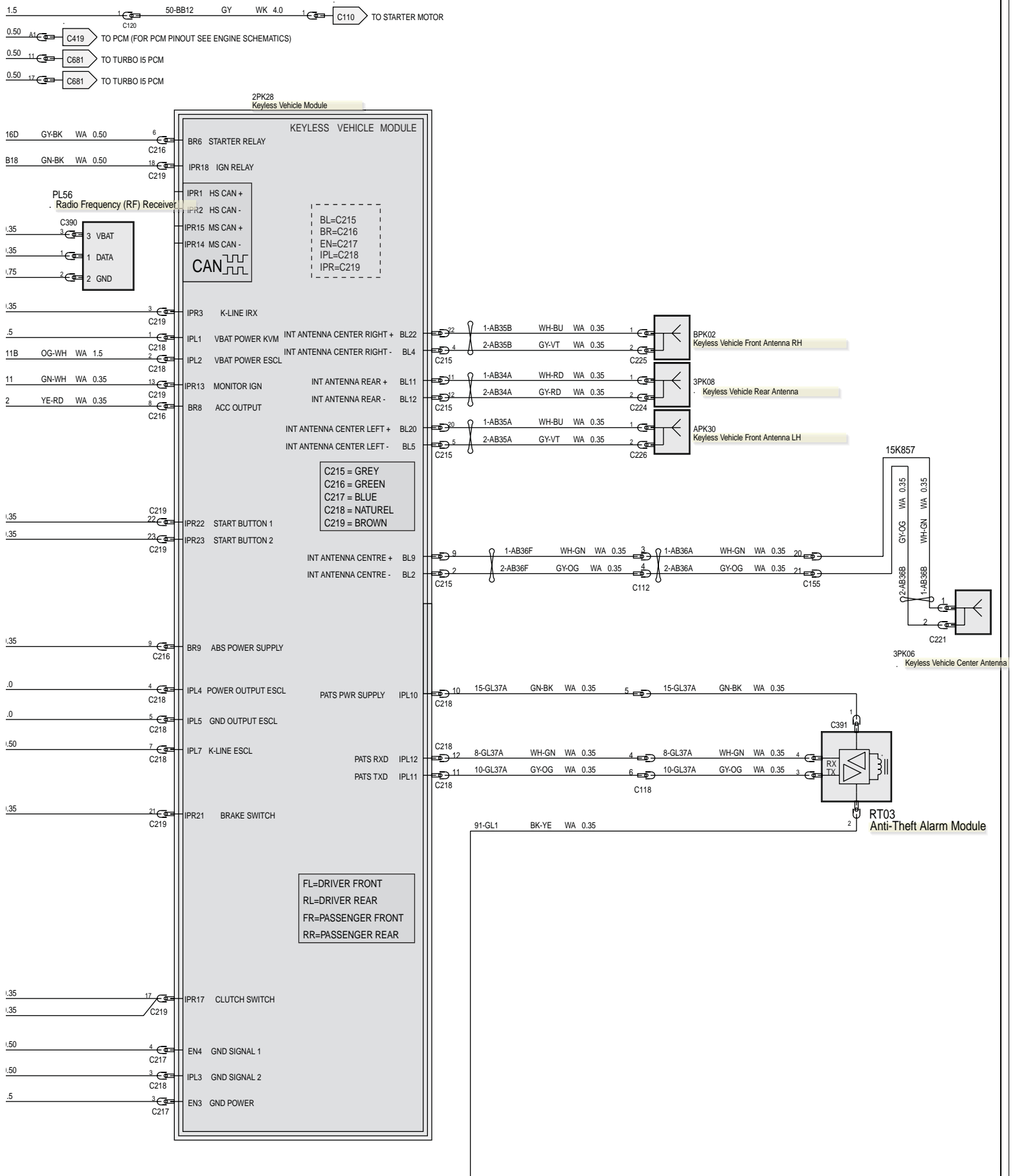
CONTENTS	PAGE
ELECTRICAL SCHEMATICS	
Starting System — LHD 4WD.....	303-06A-2
Starting System — RHD 4WD.....	303-06A-4
ELECTRICAL CONNECTORS	
Starter Motor.....	303-06A-6
Starter Motor.....	303-06A-6
Starter Relay.....	303-06A-6



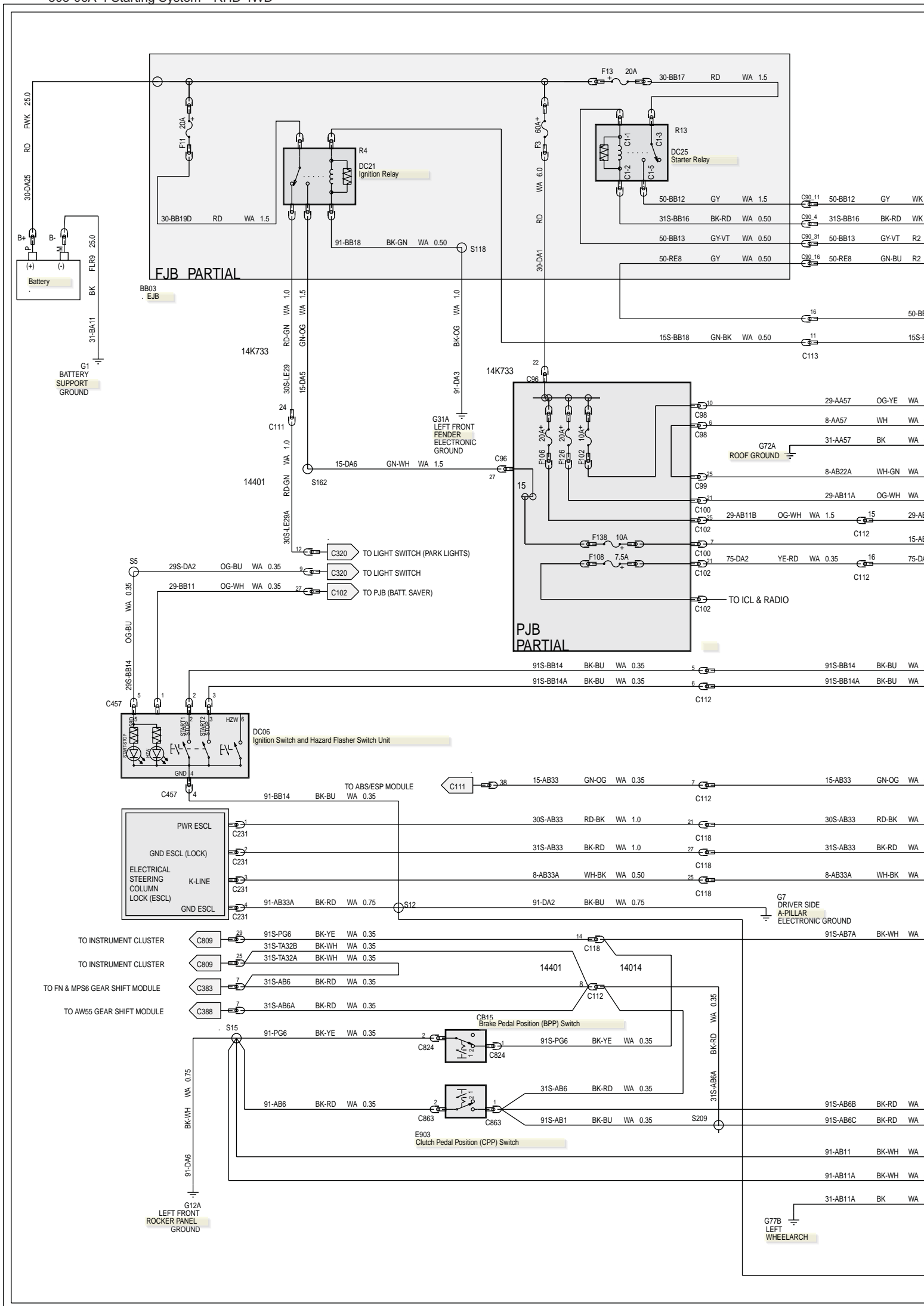
303-06A-2 Starting System—LHD 4WD



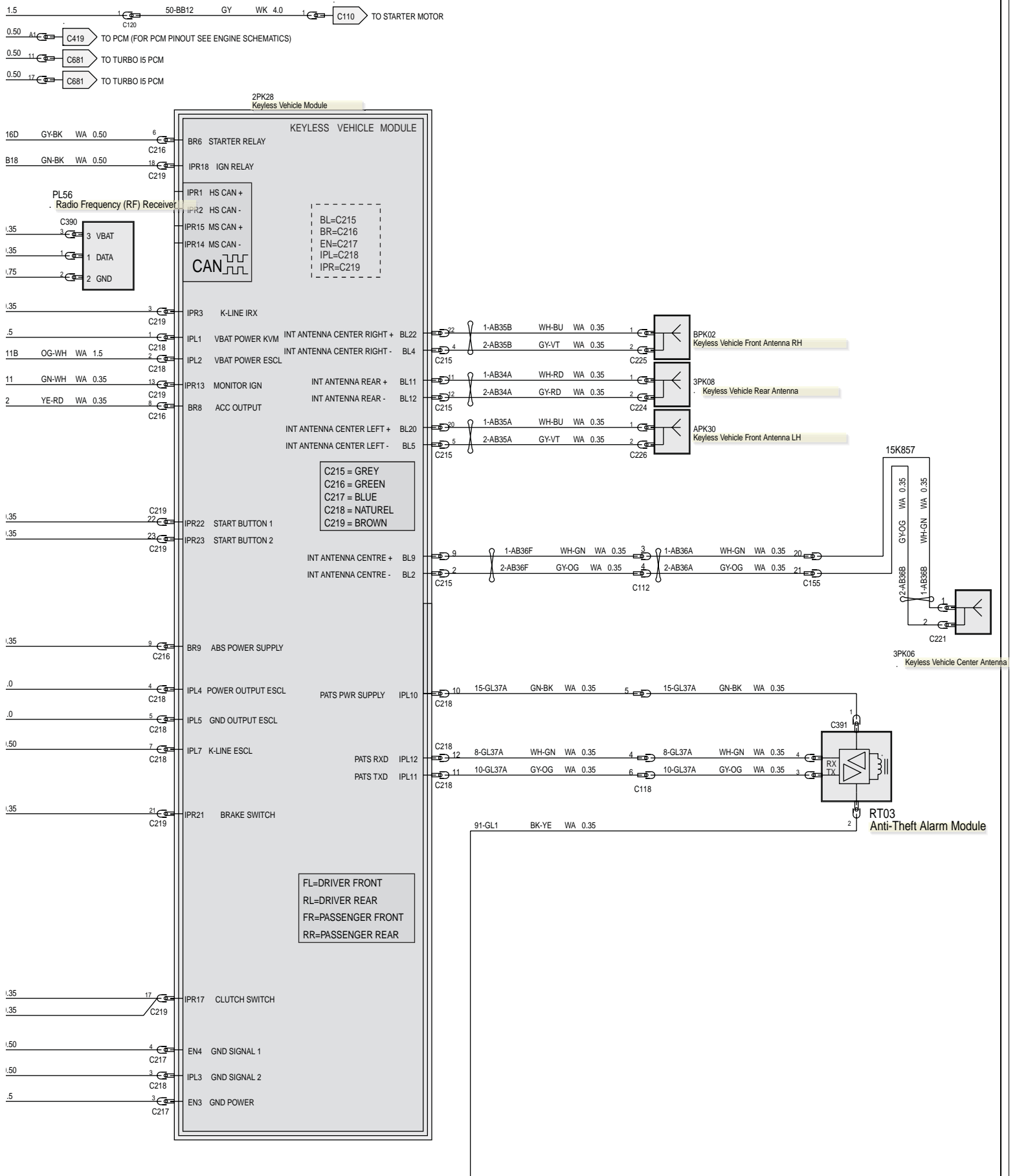
303-06A-3 Starting System—LHD 4WD



303-06A-4 Starting System—RHD 4WD

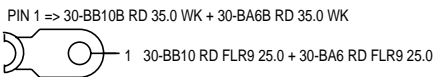


303-06A-5 Starting System—RHD 4WD



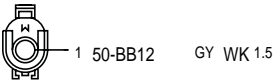


Starter Motor (G1235956)




3M5T-14463-BNA
C109
TO STARTER MOTOR
HARNESS 14A280

Starter Motor (G1235957)



91AG-14A464-EAA
C120
TO STARTER MOTOR
HARNESS 12A690

Starter Relay (G1313035)





SECTION 303-06B Starting System — 2.0L Duratorq-TDCi (100kW/136PS)

- DW, Emission Requirements: Stage IV


VEHICLE APPLICATION: 2011.0 Kuga

CONTENTS	PAGE
ELECTRICAL CONNECTORS	
Starter Motor.....	303-06B-2
Starter Motor.....	303-06B-2




Starter Motor (G1235956)

PIN 1 => 30-BB10B RD 35.0 WK + 30-BA6B RD 35.0 WK

 1 30-BB10 RD FLR9 25.0 + 30-BA6 RD FLR9 25.03M5T-14463-BNA
C109
TO STARTER MOTOR
HARNESS 14A280

Starter Motor (G1235957)

 1 50-BB12 GY WK 1.591AG-14A464-EAA
C120
TO STARTER MOTOR
HARNESS 12A690

SECTION 303-06C Starting System — 2.0L Duratorq-TDCi (100kW/136PS)

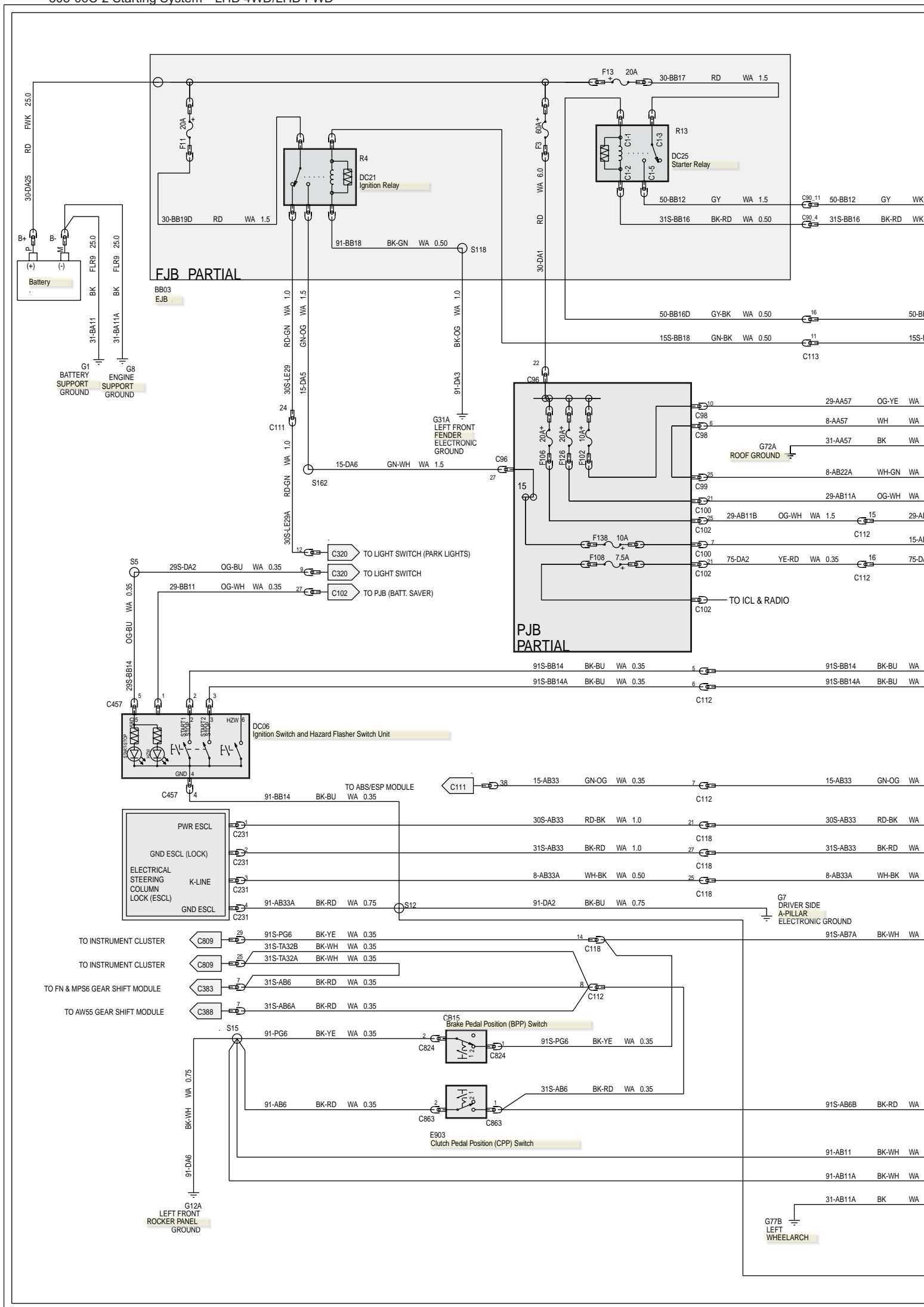
- DW/2.0L Duratorq-TDCi (103kW/140PS) - DW/2.0L Duratorq-TDCi (120kW/163PS) - DW, Emission

Requirements: Stage V

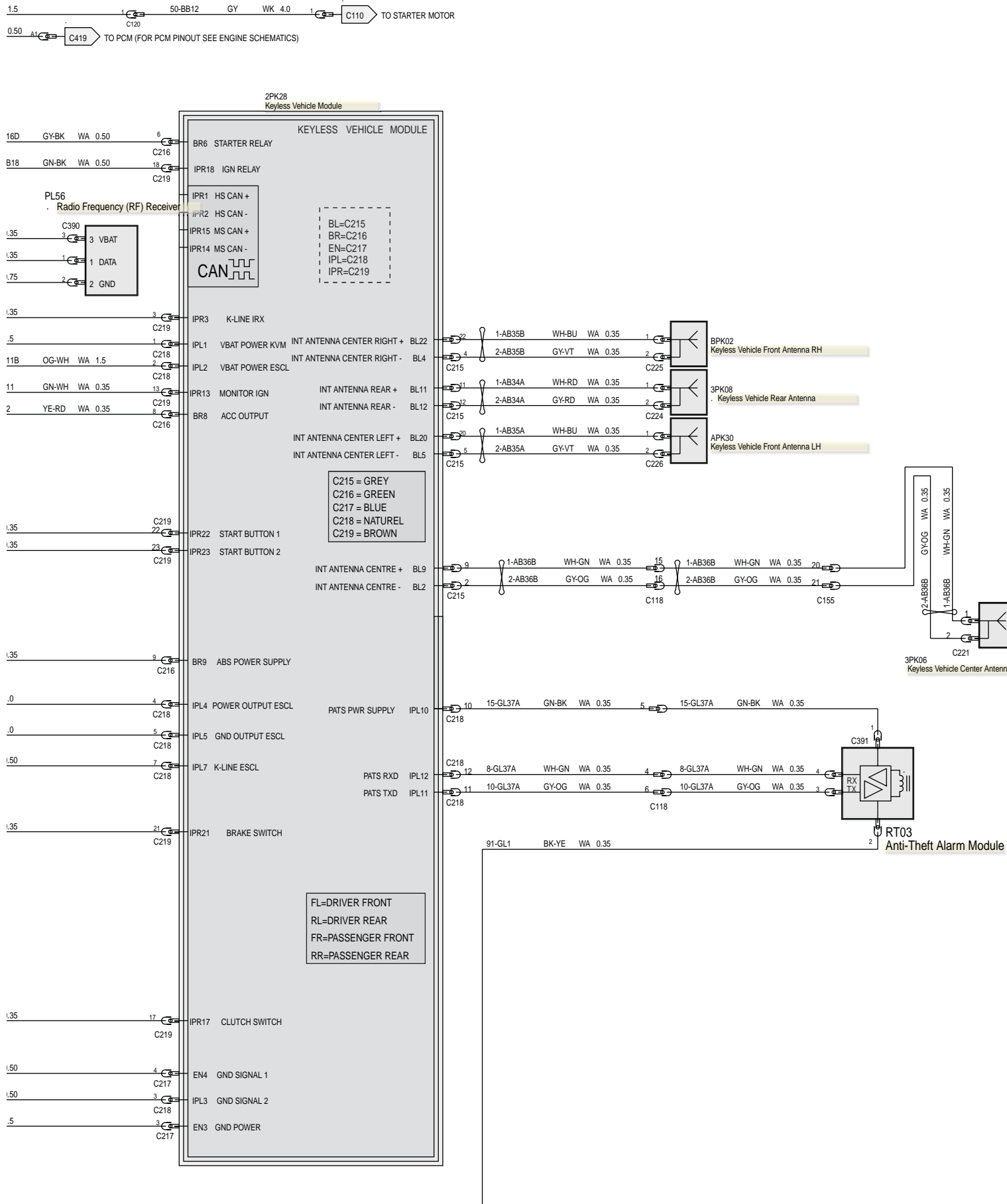
VEHICLE APPLICATION: 2011.0 Kuga

CONTENTS	PAGE
ELECTRICAL SCHEMATICS	
Starting System — LHD 4WD/LHD FWD.....	303-06C-2
Starting System — RHD 4WD/RHD FWD.....	303-06C-4
ELECTRICAL CONNECTORS	
Starter Motor.....	303-06C-6

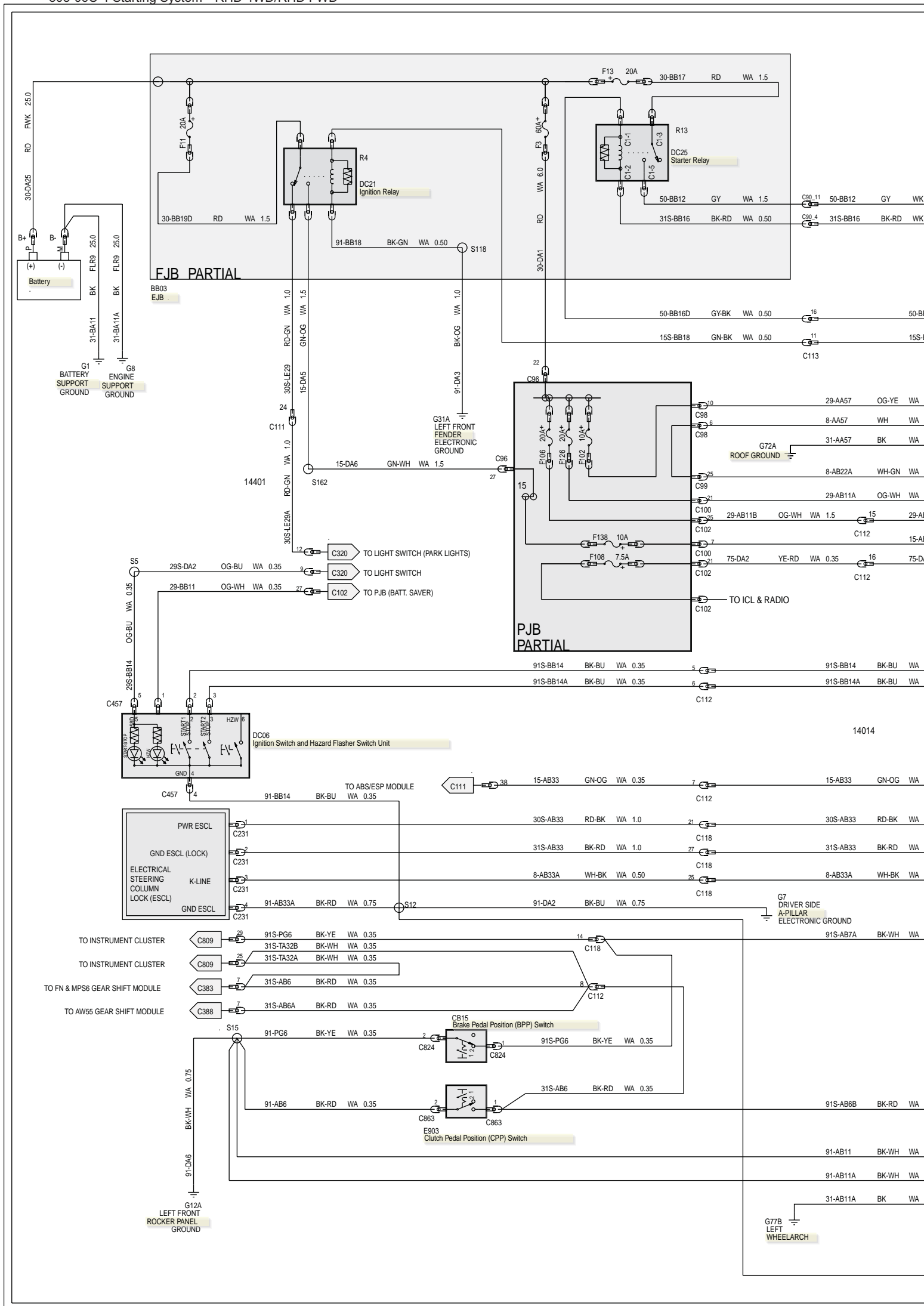
303-06C-2 Starting System—LHD 4WD/LHD FWD



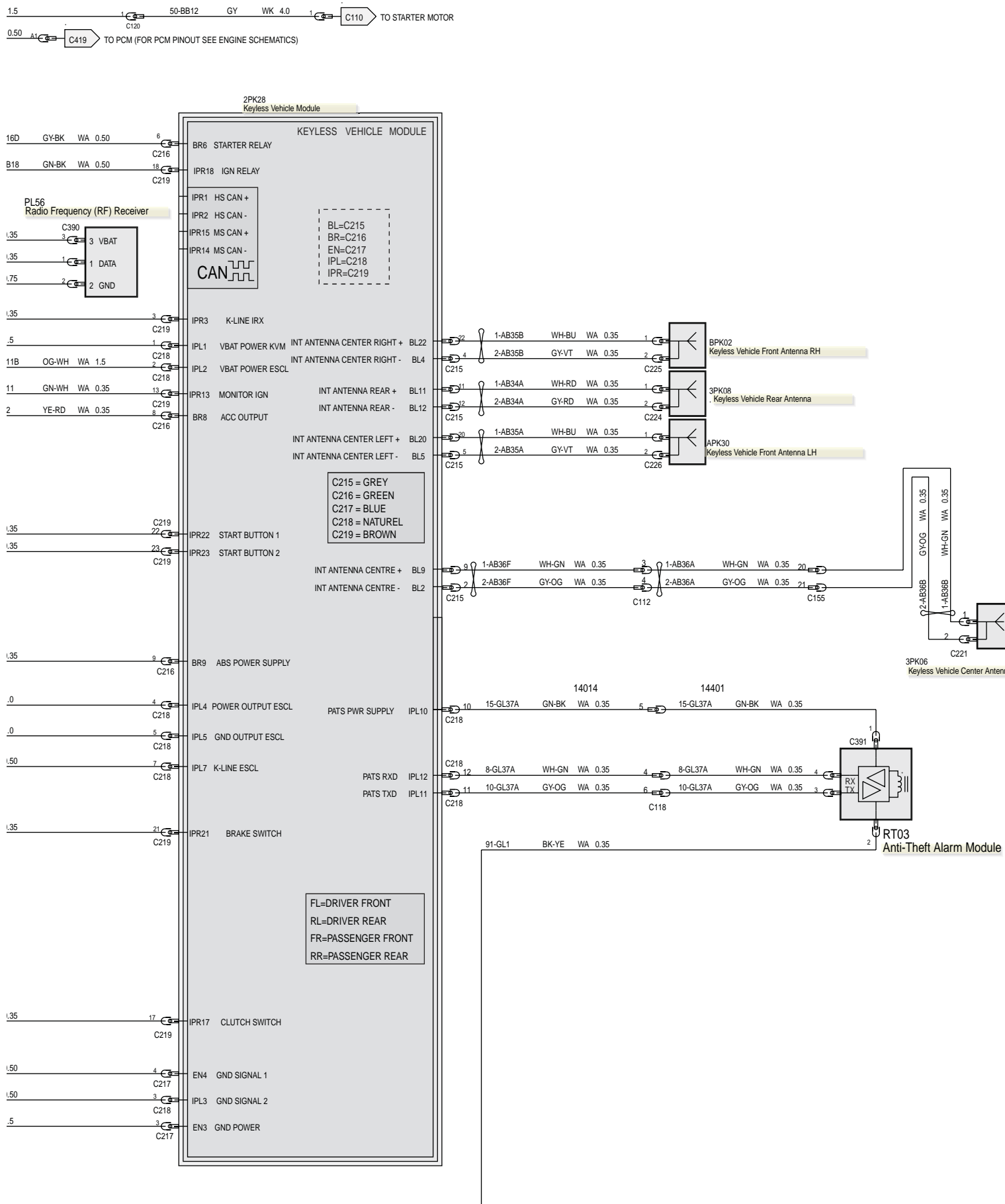
303-06C-3 Starting System—LHD 4WD/LHD FWD



303-06C-4 Starting System—RHD 4WD/RHD FWD



303-06C-5 Starting System—RHD 4WD/RHD FWD



Starting System — 2.0L Duratorq-TDCi (100kW/136PS) - DW/2.0LDuratorq-TDCi (103kW/140PS) - DW/2.0L Duratorq-TDCi (120kW/163PS) - DW, Emission
Requirements: Stage V**303-06C-6****303-06C-6**

Starter Motor (G1235956)

PIN 1 => 30-BB10B RD 35.0 WK + 30-BA6B RD 35.0 WK

 1 30-BB10 RD FLR9 25.0 + 30-BA6 RD FLR9 25.03M5T-14463-BNA
C109
TO STARTER MOTOR
HARNES 14A280

SECTION 303-07A Engine Ignition — 2.5L Duratec (147kW/200PS) - VI5

VEHICLE APPLICATION: 2011.0 Kuga


CONTENTS PAGE

ELECTRICAL CONNECTORS


Ignition Coil-On-Plug 1.....	303-07A-2
Ignition Coil-On-Plug 2.....	303-07A-2
Ignition Coil-On-Plug 3.....	303-07A-2
Ignition Coil-On-Plug 4.....	303-07A-3
Ignition Coil-On-Plug 5.....	303-07A-3




Ignition Coil-On-Plug 1 (G1230337)



Ignition Coil-On-Plug 2 (G1230338)




Ignition Coil-On-Plug 3 (G1230339)






Ignition Coil-On-Plug 4 (G1230340)



Ignition Coil-On-Plug 5 (G1230341)





SECTION 303-07B Glow Plug System — 2.0L Duratorq-TDCi


(100kW/136PS) - DW, Emission Requirements: Stage IV

VEHICLE APPLICATION: 2011.0 Kuga

CONTENTS	PAGE
ELECTRICAL CONNECTORS	
Glow Plug 1.....	303-07B-2
Glow Plug 2.....	303-07B-2
Glow Plug 3.....	303-07B-2
Glow Plug 4.....	303-07B-2
Glow Plug Relay.....	303-07B-2
Glow Plug Module.....	303-07B-3



Glow Plug 1 (G1240684)




92BG-14463-GJA

C857

PRE GLOW HEATER ELEMENT 1

HARNESS 14K106

Glow Plug 2 (G1240685)




92BG-14463-GJA

C856

PRE GLOW HEATER ELEMENT 2

HARNESS 14K106

Glow Plug 3 (G1240686)




92BG-14463-GJA

C855

PRE GLOW HEATER ELEMENT 3

HARNESS 14K106

Glow Plug 4 (G1240687)



92BG-14463-GJA

C854


PRE GLOW HEATER ELEMENT 4

HARNESS 14K106

Glow Plug Relay (G1279922)

IMAGE NOT AVAILABLE

Glow Plug Module (G1313037)





SECTION 303-08A Engine Emission Control — 2.5L Duratec

(147kW/200PS) - VI5

VEHICLE APPLICATION: 2011.0 Kuga

CONTENTS PAGE

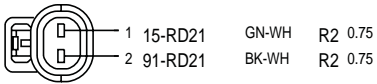
ELECTRICAL CONNECTORS

Positive Crankcase Ventilation (PCV) Valve Heater Element..... 303-08A-2





Positive Crankcase Ventilation (PCV) Valve Heater Element (G1230344)



6M5T-14A464-GBA

C550

TO CRANK CASE VENTILATION-HEATER ELEMENT

HARNESS 12A690




SECTION 303-08B Engine Emission Control — 2.0L Duratorq-TDCi

(100kW/136PS) - DW, Emission Requirements: Stage IV, 2.0L Duratorq-TDCi (DW) Diesel

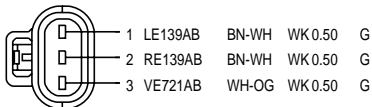
VEHICLE APPLICATION: 2011.0 Kuga

CONTENTS	PAGE
ELECTRICAL CONNECTORS	
Exhaust Gas Recirculation (EGR) Cooler Bypass Valve — A.....	303-08B-2
Exhaust Gas Recirculation (EGR) Cooler Bypass Valve Position Sensor — C.....	303-08B-2
Exhaust Gas Recirculation (EGR) Vacuum Regulator Valve.....	303-08B-2
Exhaust Gas Recirculation (EGR) Valve — B.....	303-08B-2
Exhaust Gas Recirculation (EGR) Valve Position Sensor.....	303-08B-3
Positive Crankcase Ventilation (PCV) Valve.....	303-08B-3

Exhaust Gas Recirculation (EGR) Cooler Bypass Valve—A (G1336766)



Exhaust Gas Recirculation (EGR) Cooler Bypass Valve Position Sensor—C (G1336764)



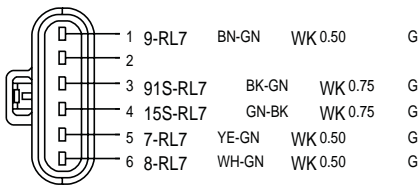
6M5T-14A464-FCA

C1E756-C

TO EGR BYPASS POSITION SENSOR

HARNESS 12A690

Exhaust Gas Recirculation (EGR) Vacuum Regulator Valve (G1230348)



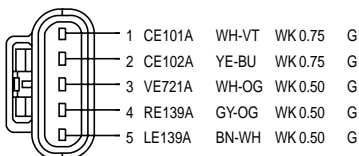
6M5T-14A464-DFA

C833

TO EGR VALVE (HEAT EXCHANGER)

HARNESS 12A690

Exhaust Gas Recirculation (EGR) Valve—B (G1336763)



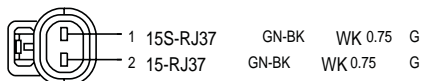
5M5T-14A464-EAA

C1E139-B

TO EGR VALVE

HARNESS 12A690

Exhaust Gas Recirculation (EGR) Valve Position Sensor (G1230349)



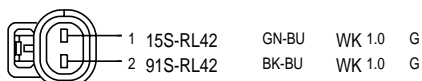
6M5T-14A464-GBA

C860

TO EGR THROTTLE POSITION (CONTROL)

HARNESS 12A690

Positive Crankcase Ventilation (PCV) Valve (G1230350)



6M5T-14A464-JBA

C859

FUEL PRESSURE REGULATOR

HARNESS 12A690



SECTION 303-13 Evaporative Emissions

VEHICLE APPLICATION: 2011.0 Kuga

CONTENTS PAGE

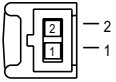
ELECTRICAL CONNECTORS

Evaporative Emission Canister Purge Valve..... 303-13-2





Evaporative Emission Canister Purge Valve (G1230353)



6G9T-14A464-XEA

C902
TO EVAP CANISTER PURGE VALVE
HARNES 12A690



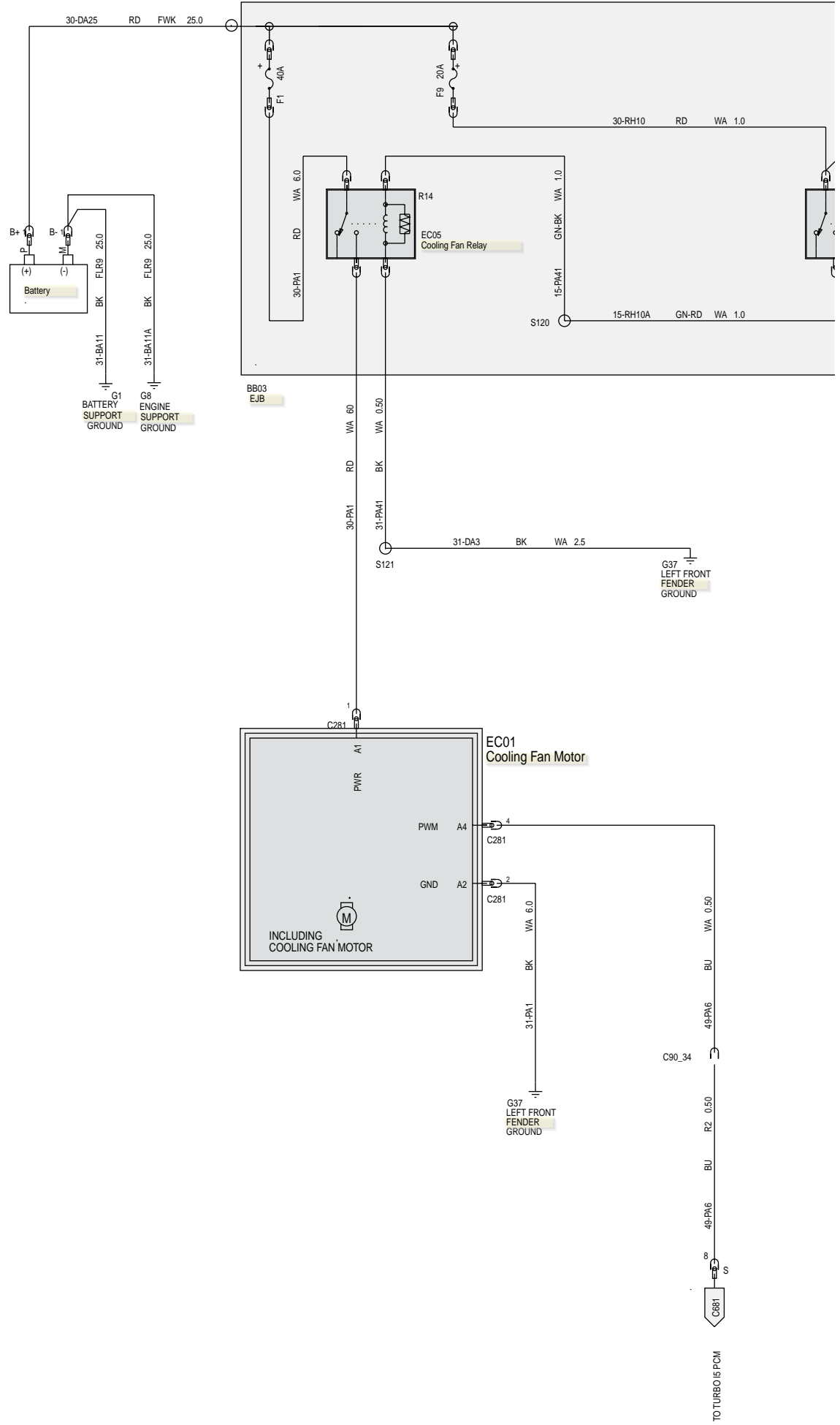
SECTION 303-14A Electronic Engine Controls — 2.5L Duratec

(147kW/200PS) - VI5

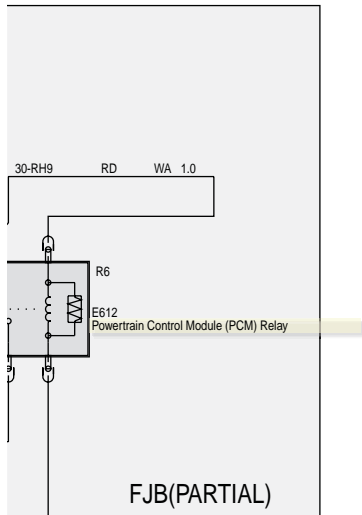
VEHICLE APPLICATION: 2011.0 Kuga

CONTENTS	PAGE
ELECTRICAL SCHEMATICS	
Engine Control — Vehicles With: 6-Speed Manual Transaxle - M66 AWD, LHD 4WD.....	303-14A-2
Engine Control — Vehicles With: 5-Speed Automatic Transaxle - AW55 AWD, LHD 4WD.	303-14A-8
Engine Control — Vehicles With: 6-Speed Manual Transaxle - M66 AWD, RHD 4WD.....	303-14A-14
Engine Control — Vehicles With: 5-Speed Automatic Transaxle - AW55 AWD, RHD 4WD.	303-14A-20
ELECTRICAL CONNECTORS	
Accelerator Pedal Position (APP) Sensor.....	303-14A-26
Brake Pedal Position (BPP) Switch.....	303-14A-26
Catalyst Monitor Sensor.....	303-14A-26
Clutch Pedal Position (CPP) Switch.....	303-14A-26
Clutch Pedal Position (CPP) Switch.....	303-14A-27
Clutch Pedal Position (CPP) Switch.....	303-14A-27
Crankshaft Position (CKP) Sensor.....	303-14A-27
Engine Coolant Temperature (ECT) Sensor.....	303-14A-27
Exhaust Camshaft Position (CMP) Sensor.....	303-14A-28
Exhaust Variable Valve Timing (VVT) Oil Control Solenoid.....	303-14A-28
Fuel Rail Pressure (FRP) Sensor.....	303-14A-28
Fuel Rail Temperature Sensor.....	303-14A-28
Fuel Rail Pressure and Temperature Sensor.....	303-14A-29
Heated Oxygen Sensor (HO2S).....	303-14A-29
Intake Camshaft Position (CMP) Sensor.....	303-14A-29
Intake Variable Valve Timing (VVT) Oil Control Solenoid.....	303-14A-29
Knock Sensor (KS).....	303-14A-30
Manifold Absolute Pressure and Temperature (MAPT) Sensor.....	303-14A-30
Mass Air Flow (MAF) Sensor.....	303-14A-30
Powertrain Control Module (PCM).....	303-14A-31
Powertrain Control Module (PCM).....	303-14A-32

303-14A-2 Engine Control—Vehicles With: 6-Speed Manual Transaxle - M66 AWD, LHD 4WD

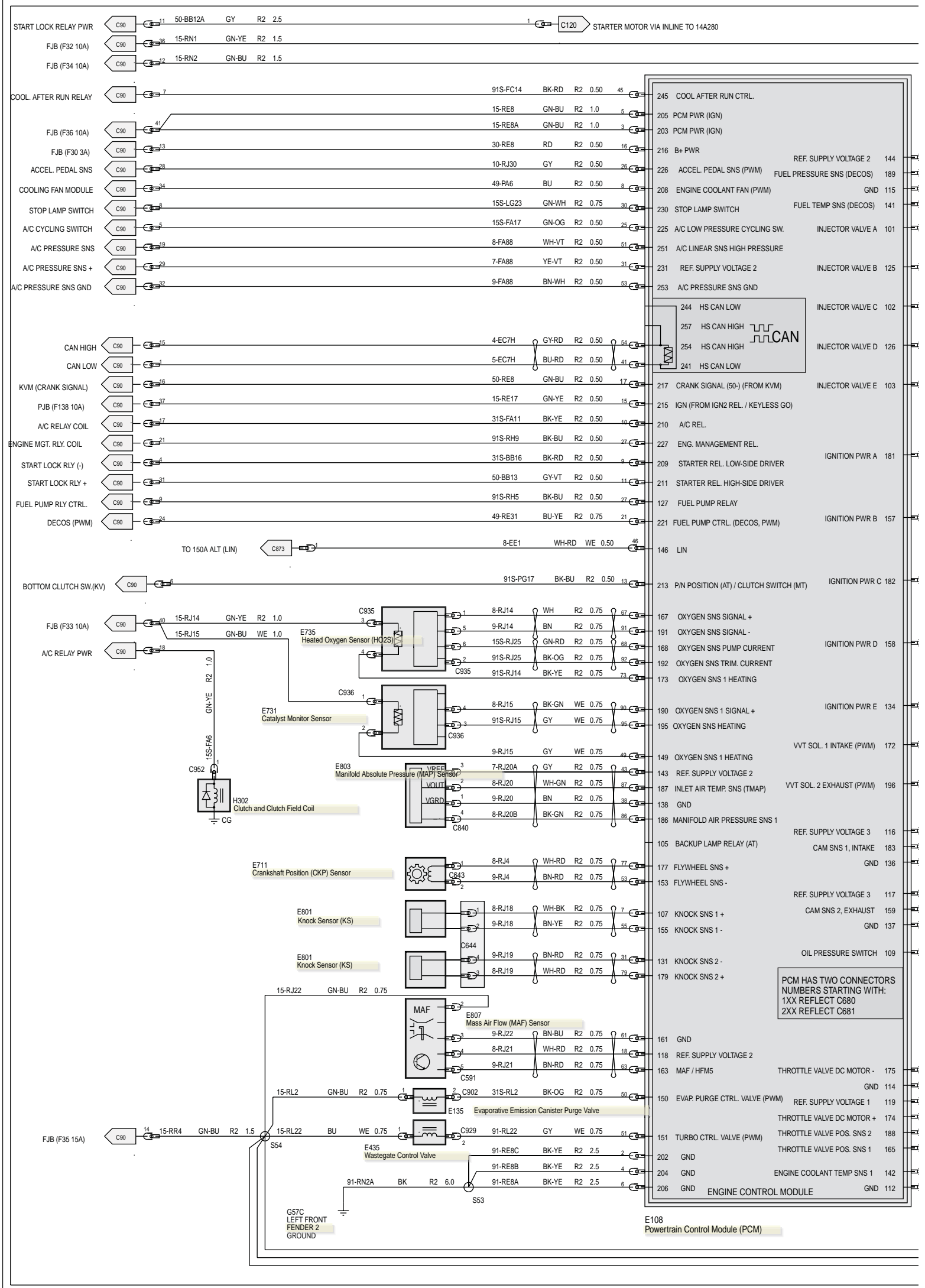


303-14A-3 Engine Control—Vehicles With: 6-Speed Manual Transaxle - M66 AWD, LHD 4WD

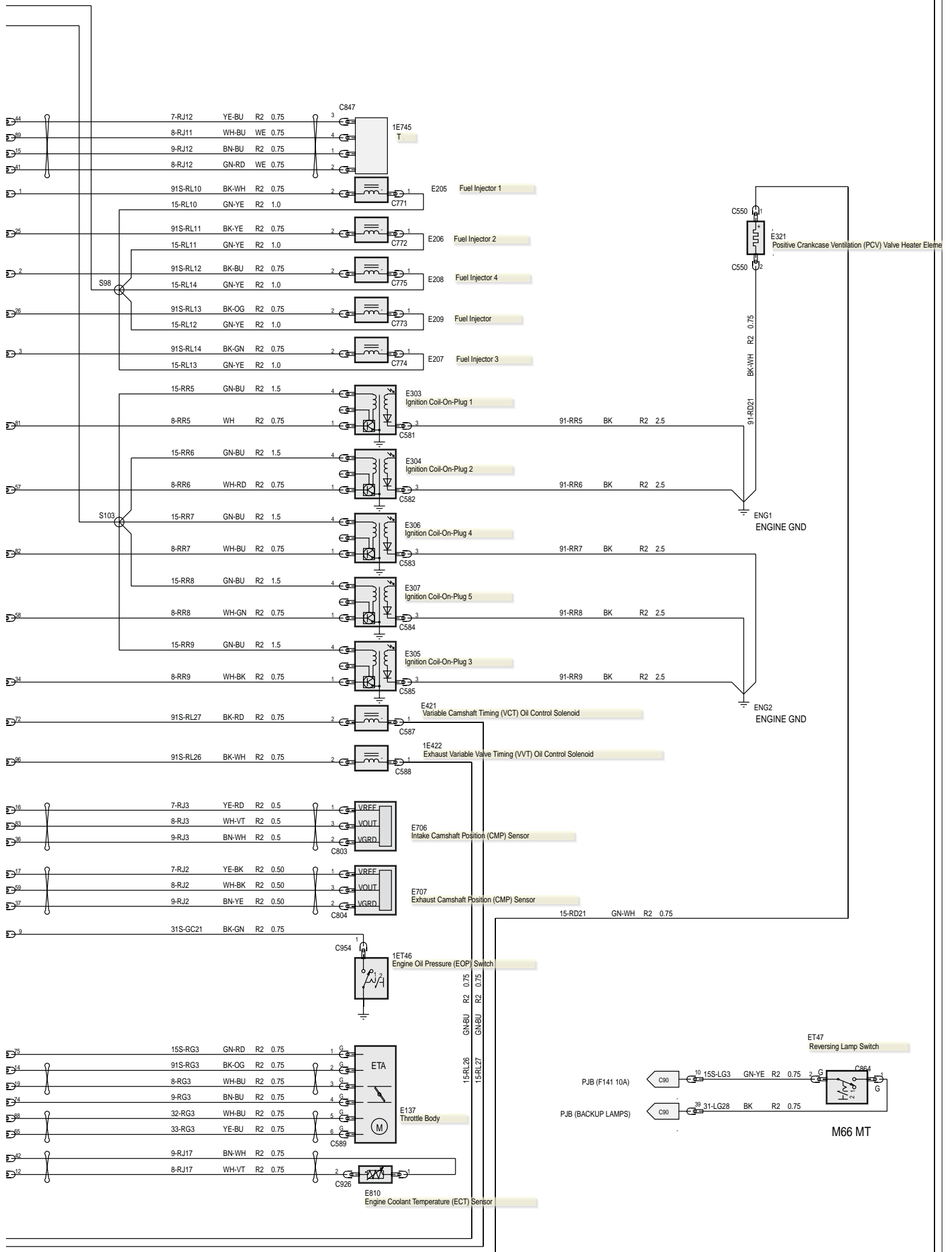


C80_21

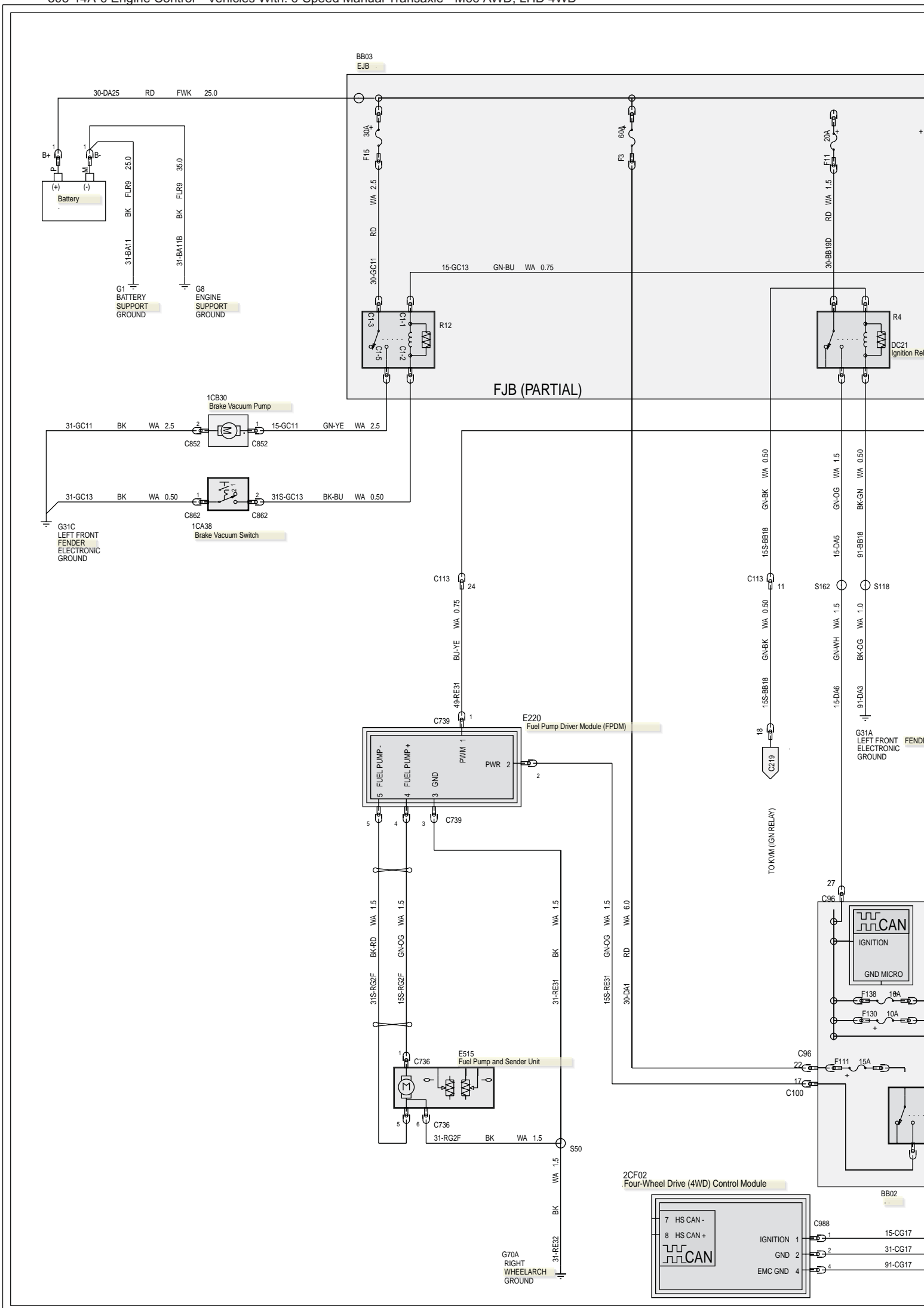
303-14A-4 Engine Control—Vehicles With: 6-Speed Manual Transaxle - M66 AWD, LHD 4WD



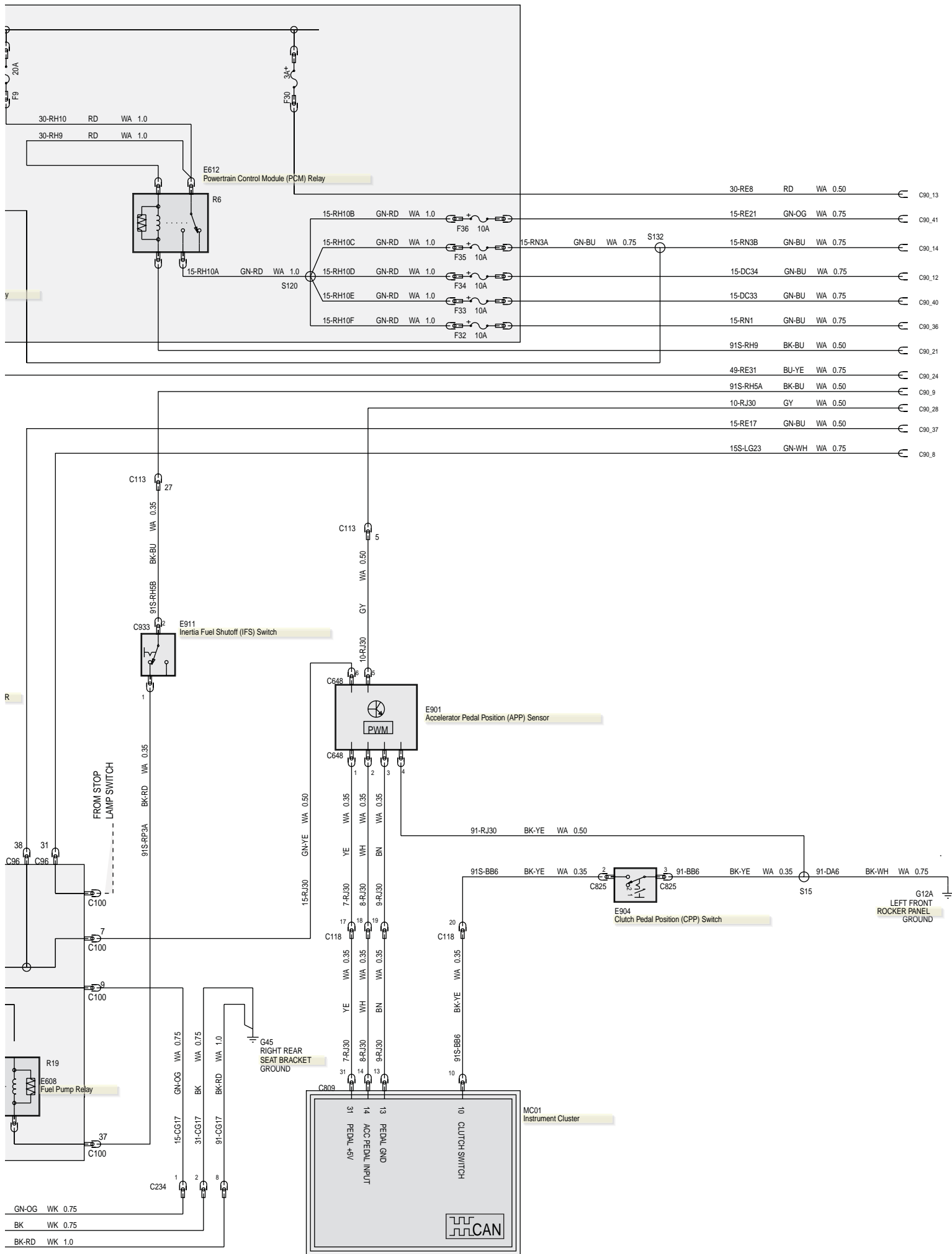
303-14A-5 Engine Control—Vehicles With: 6-Speed Manual Transaxle - M66 AWD, LHD 4WD



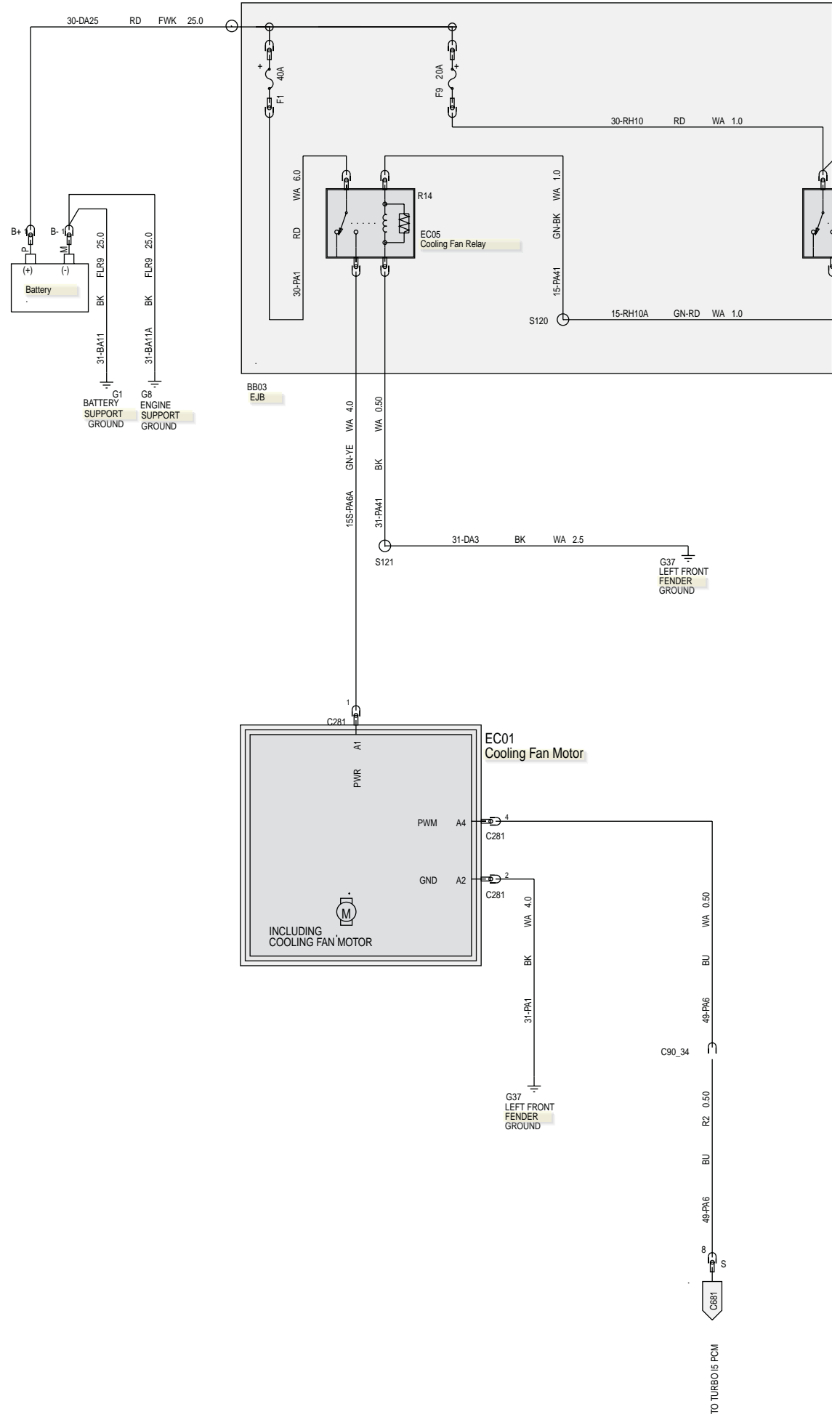
303-14A-6 Engine Control—Vehicles With: 6-Speed Manual Transaxle - M66 AWD, LHD 4WD



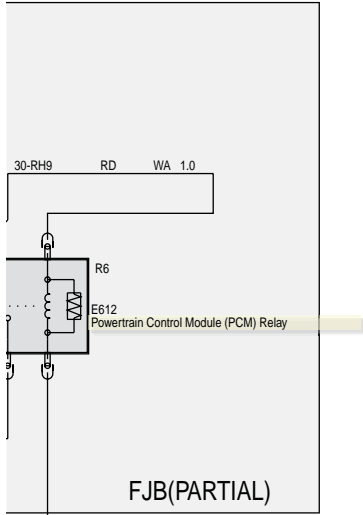
303-14A-7 Engine Control—Vehicles With: 6-Speed Manual Transaxle - M66 AWD, LHD 4WD



303-14A-8 Engine Control—Vehicles With: 5-Speed Automatic Transaxle - AW55 AWD, LHD 4WD

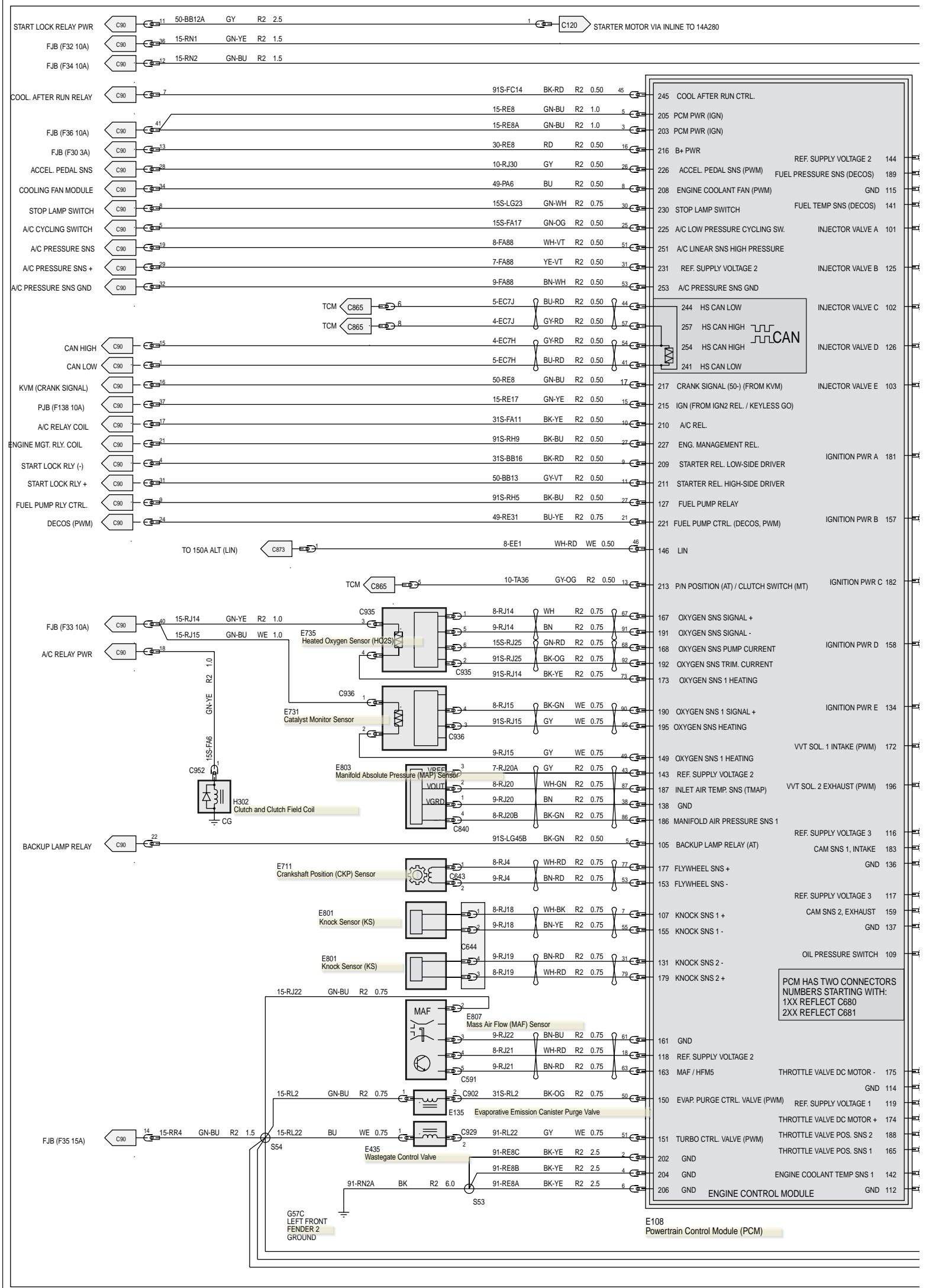


303-14A-9 Engine Control—Vehicles With: 5-Speed Automatic Transaxle - AW55 AWD, LHD 4WD

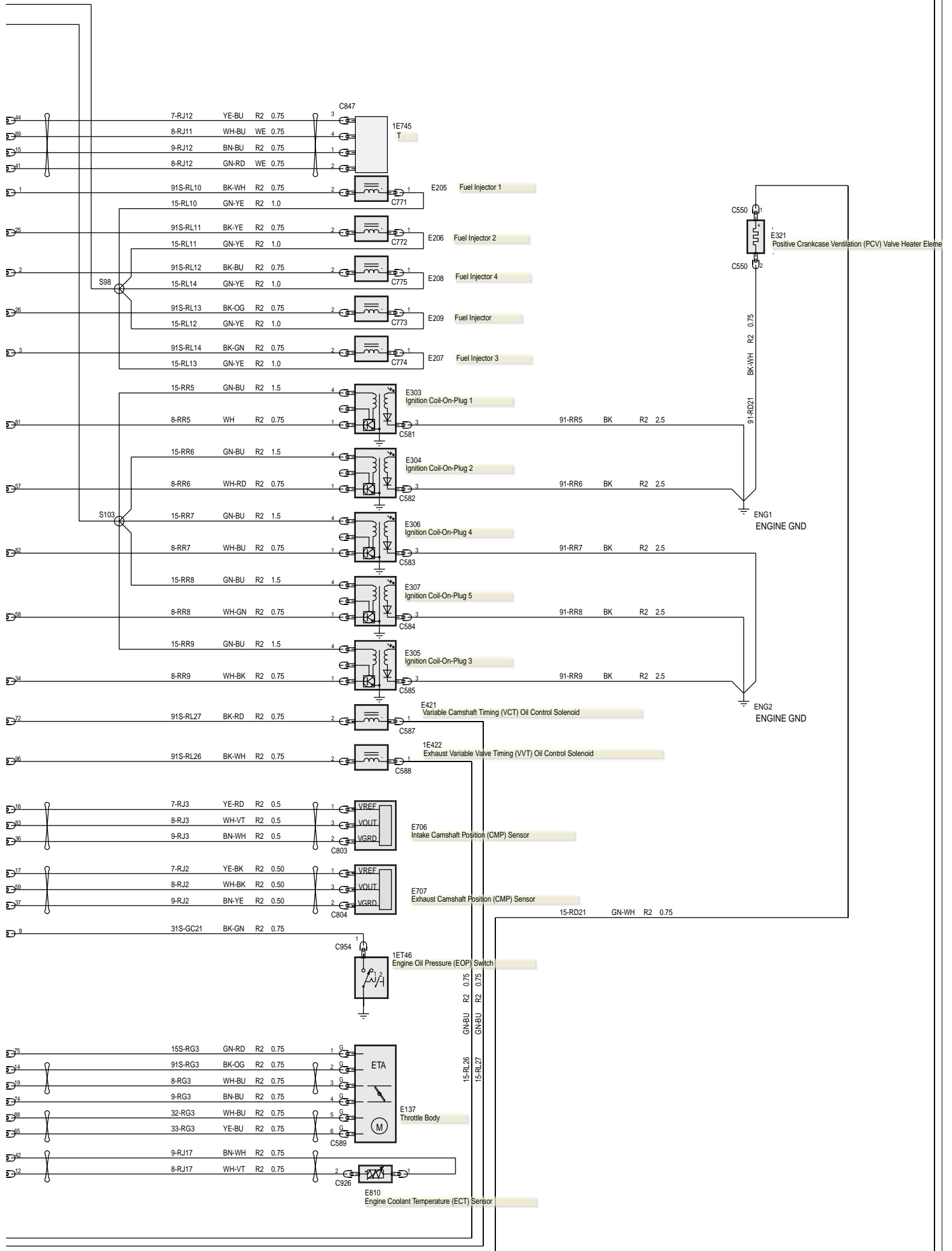


9/S/RH9 BK/BU WA 0.50
C90_21

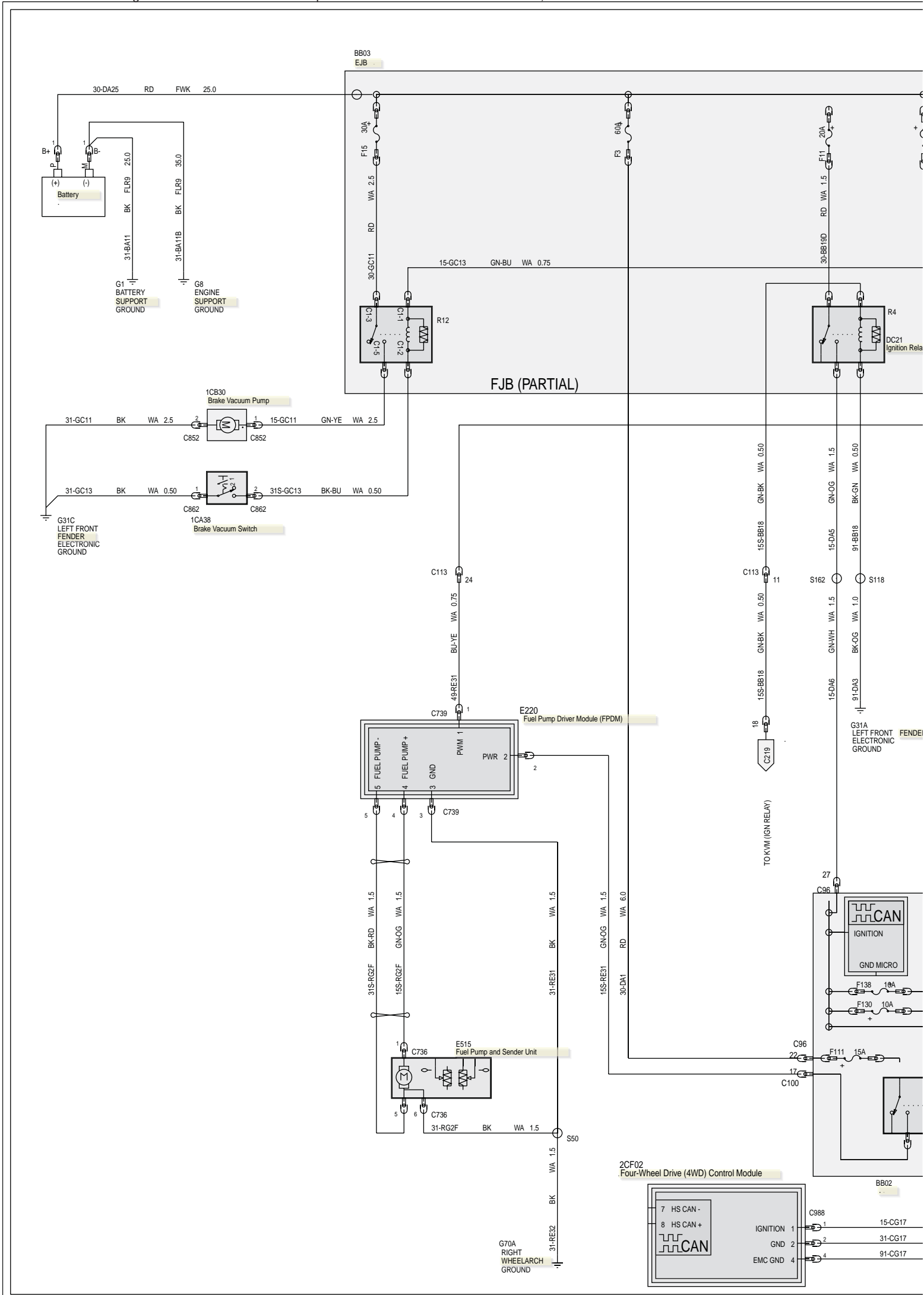
303-14A-10 Engine Control—Vehicles With: 5-Speed Automatic Transaxle - AW55 AWD, LHD 4WD



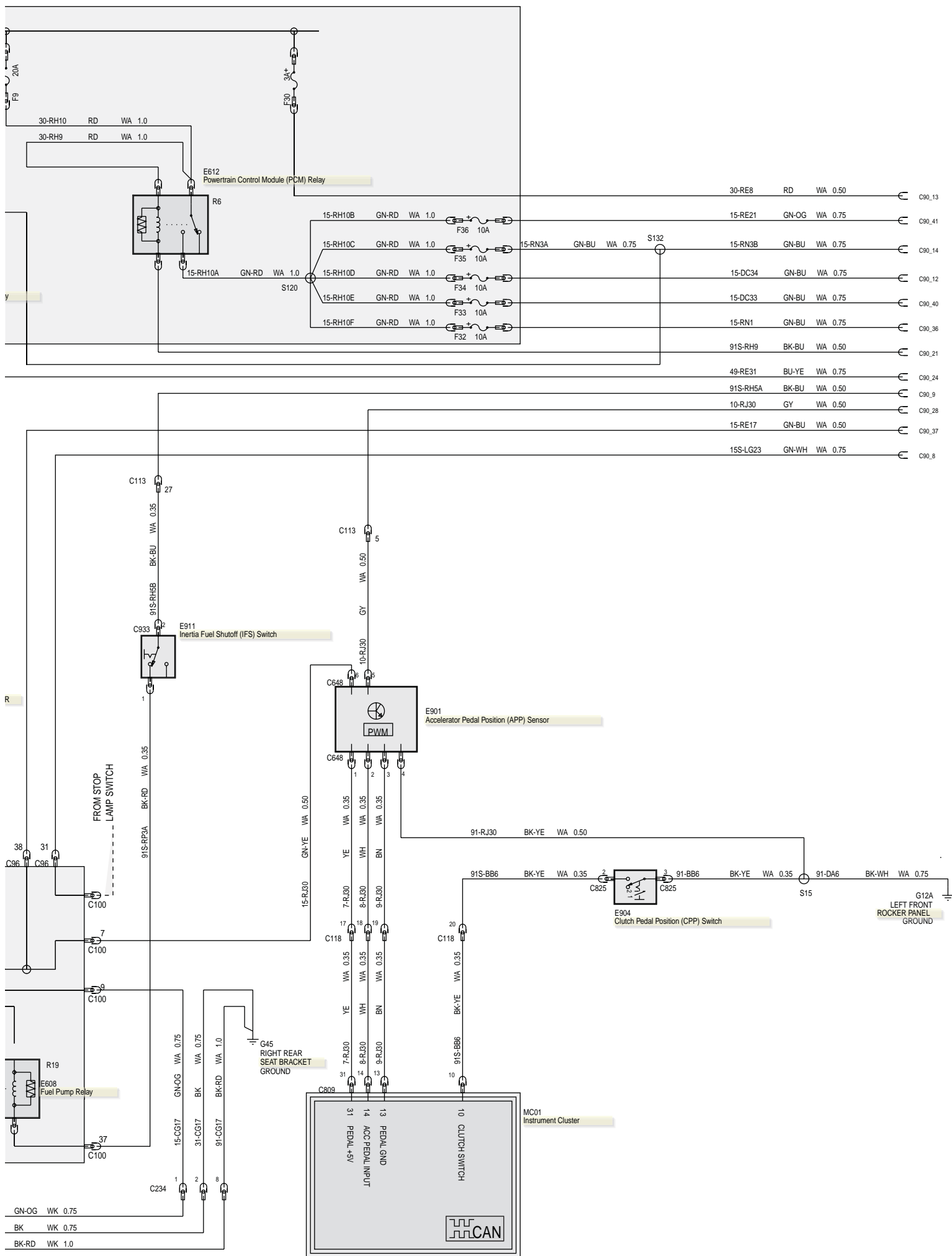
303-14A-11 Engine Control—Vehicles With: 5-Speed Automatic Transaxle - AW55 AWD, LHD 4WD



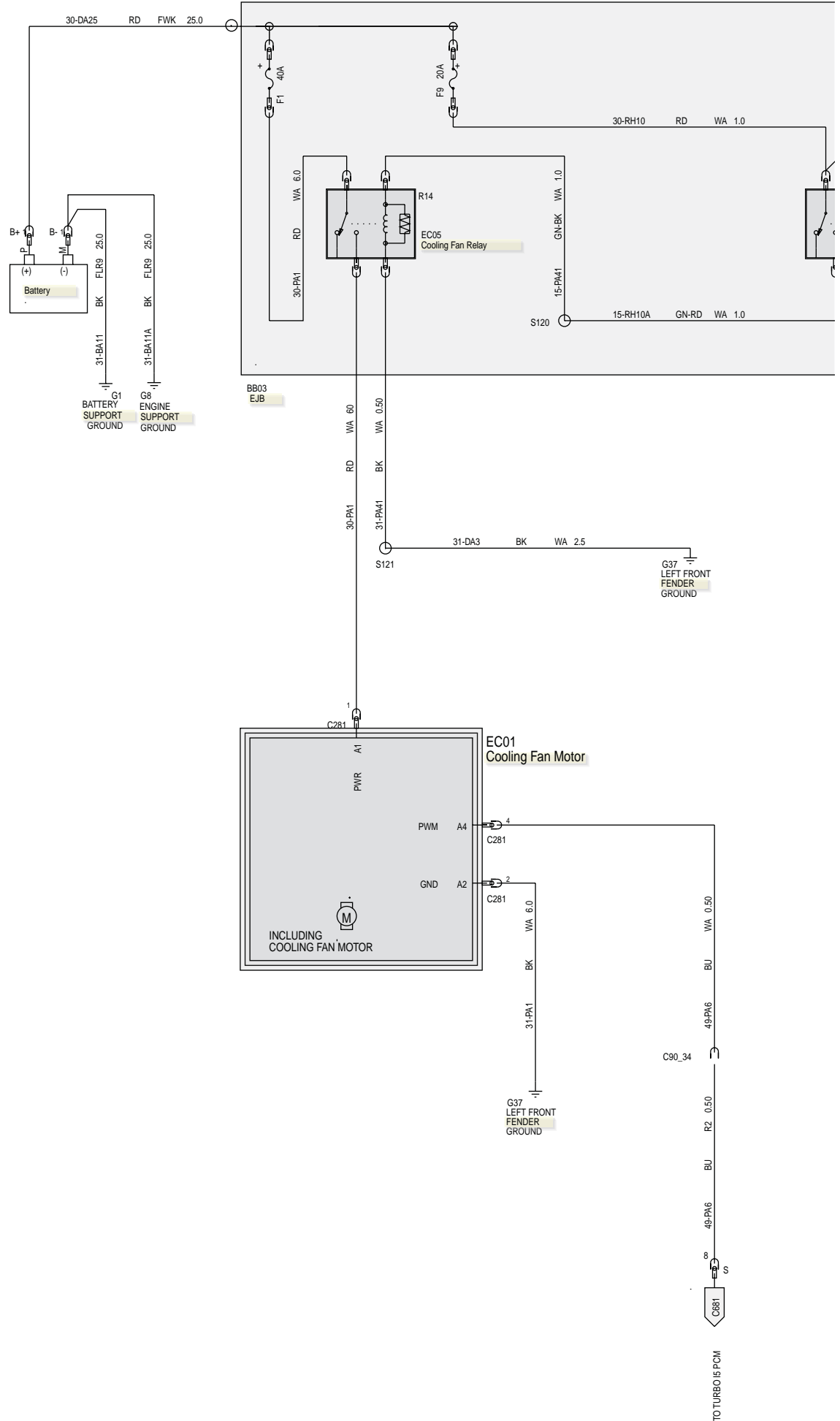
303-14A-12 Engine Control—Vehicles With: 5-Speed Automatic Transaxle - AW55 AWD, LHD 4WD



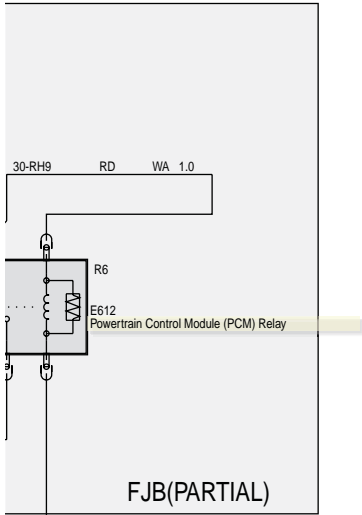
303-14A-13 Engine Control—Vehicles With: 5-Speed Automatic Transaxle - AW55 AWD, LHD 4WD



303-14A-14 Engine Control—Vehicles With: 6-Speed Manual Transaxle - M66 AWD, RHD 4WD

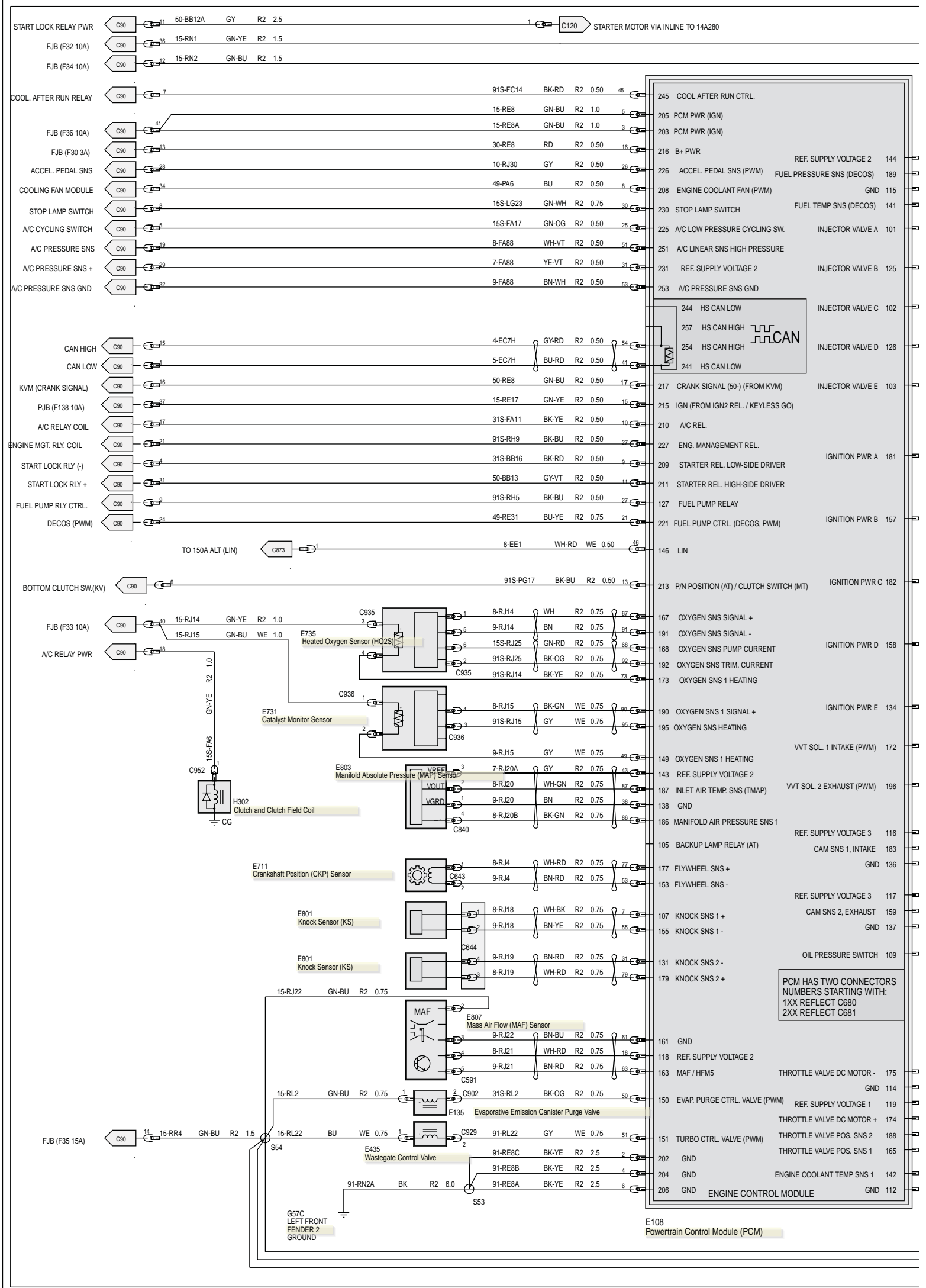


303-14A-15 Engine Control—Vehicles With: 6-Speed Manual Transaxle - M66 AWD, RHD 4WD



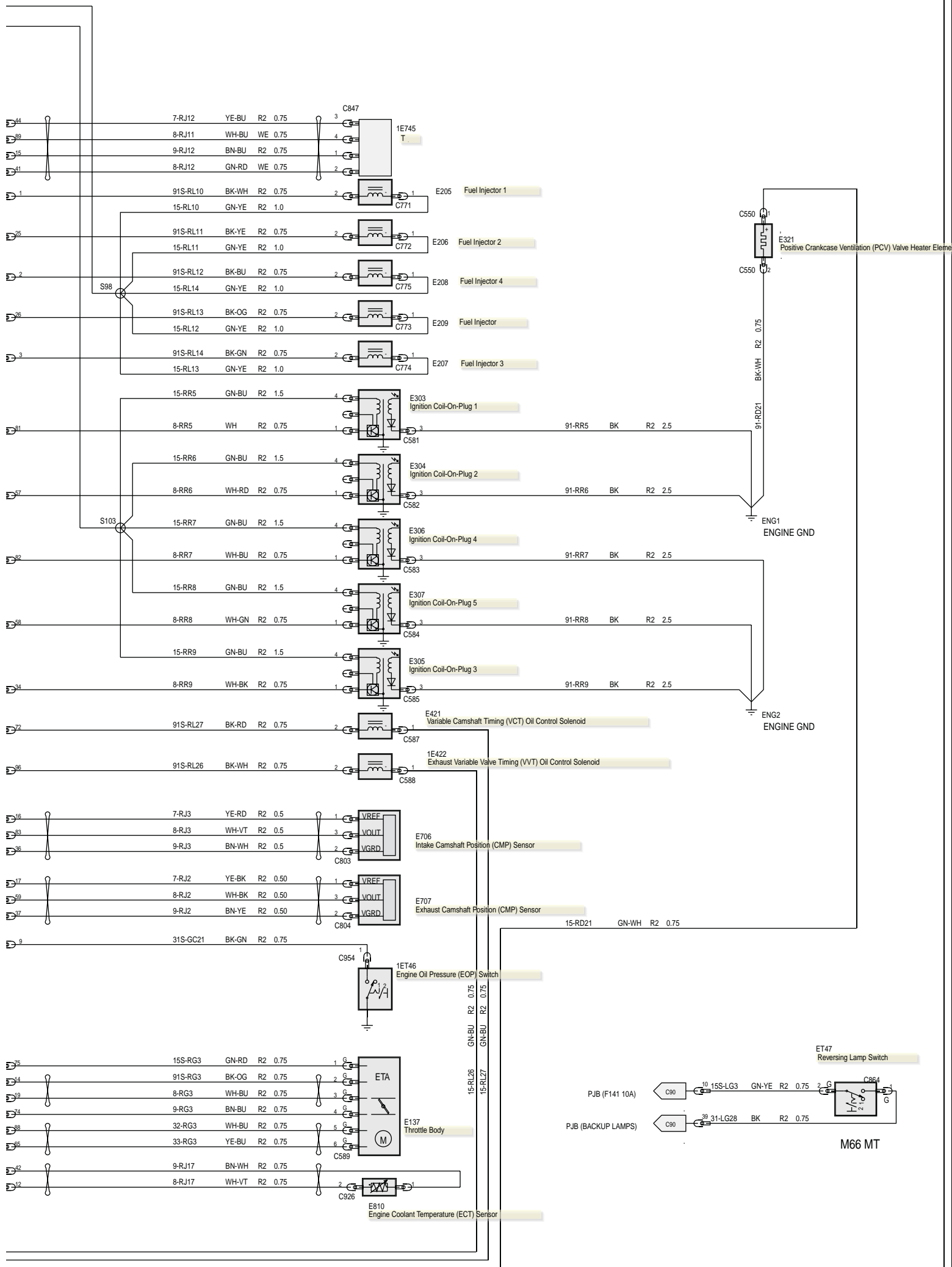
91S-RH9 BK-BU WA 0.50
C90.21

303-14A-16 Engine Control—Vehicles With: 6-Speed Manual Transaxle - M66 AWD, RHD 4WD

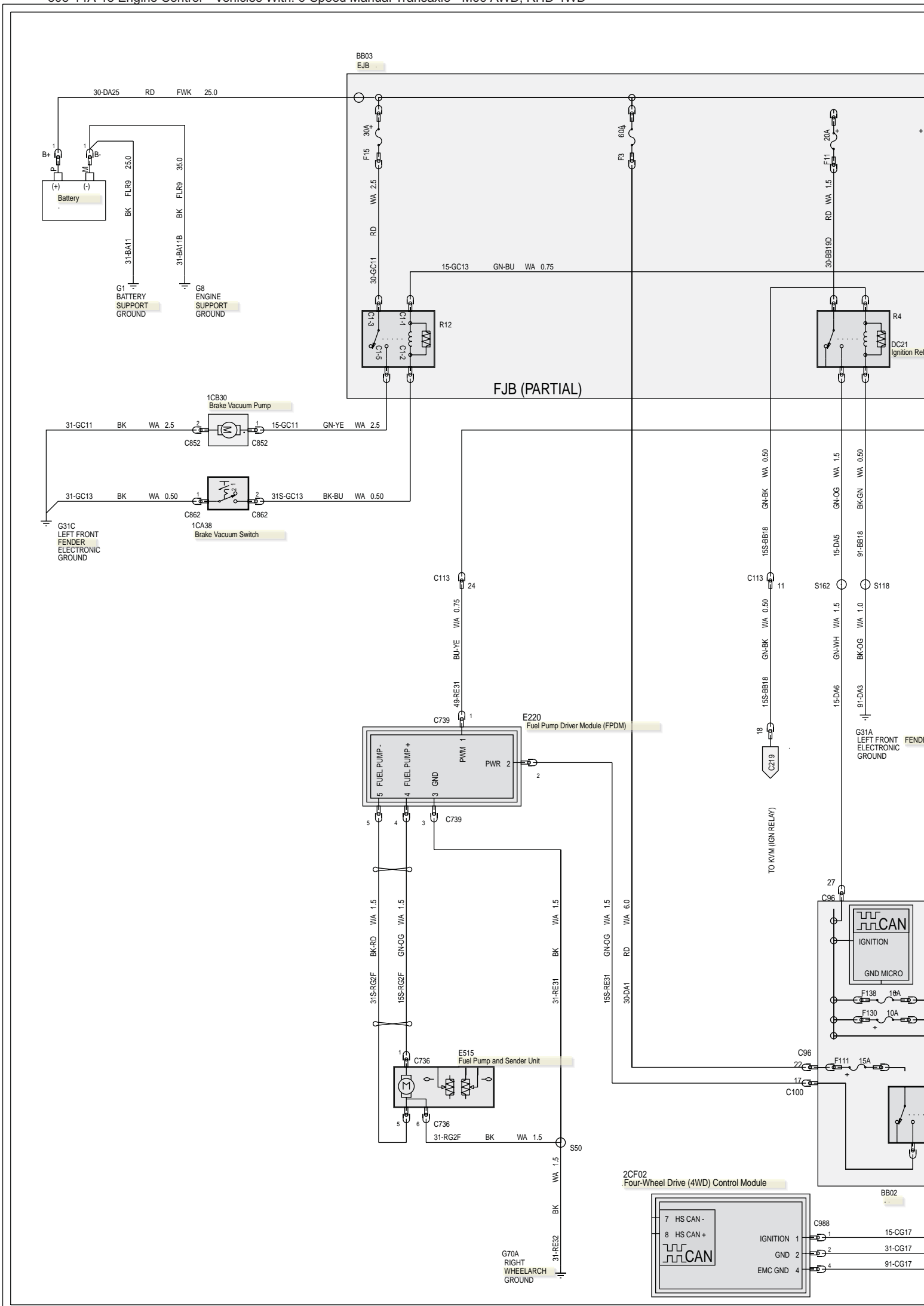


PCM HAS TWO CONNECTORS NUMBERS STARTING WITH: 1XX REFLECT C680 2XX REFLECT C681

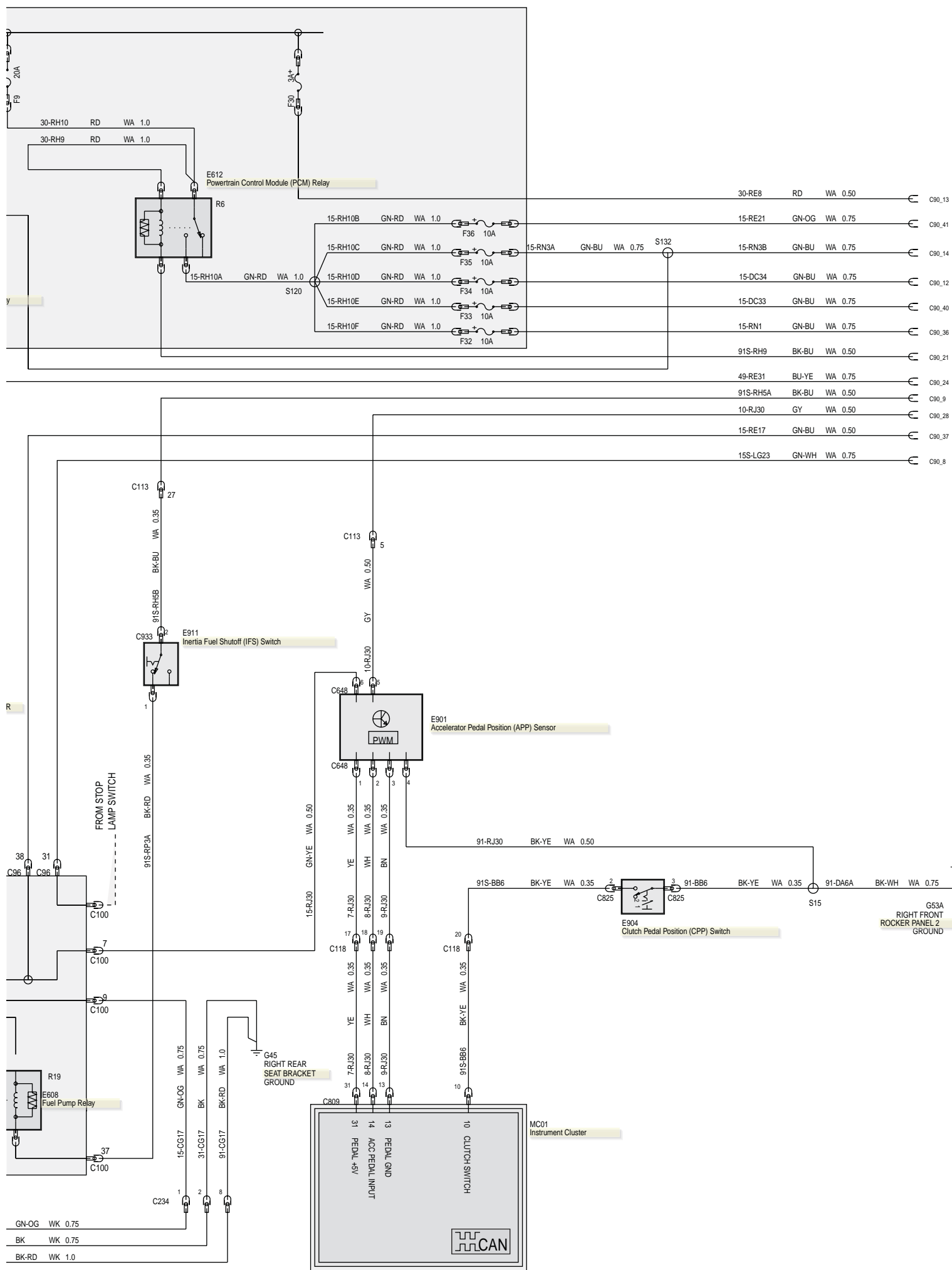
303-14A-17 Engine Control—Vehicles With: 6-Speed Manual Transaxle - M66 AWD, RHD 4WD



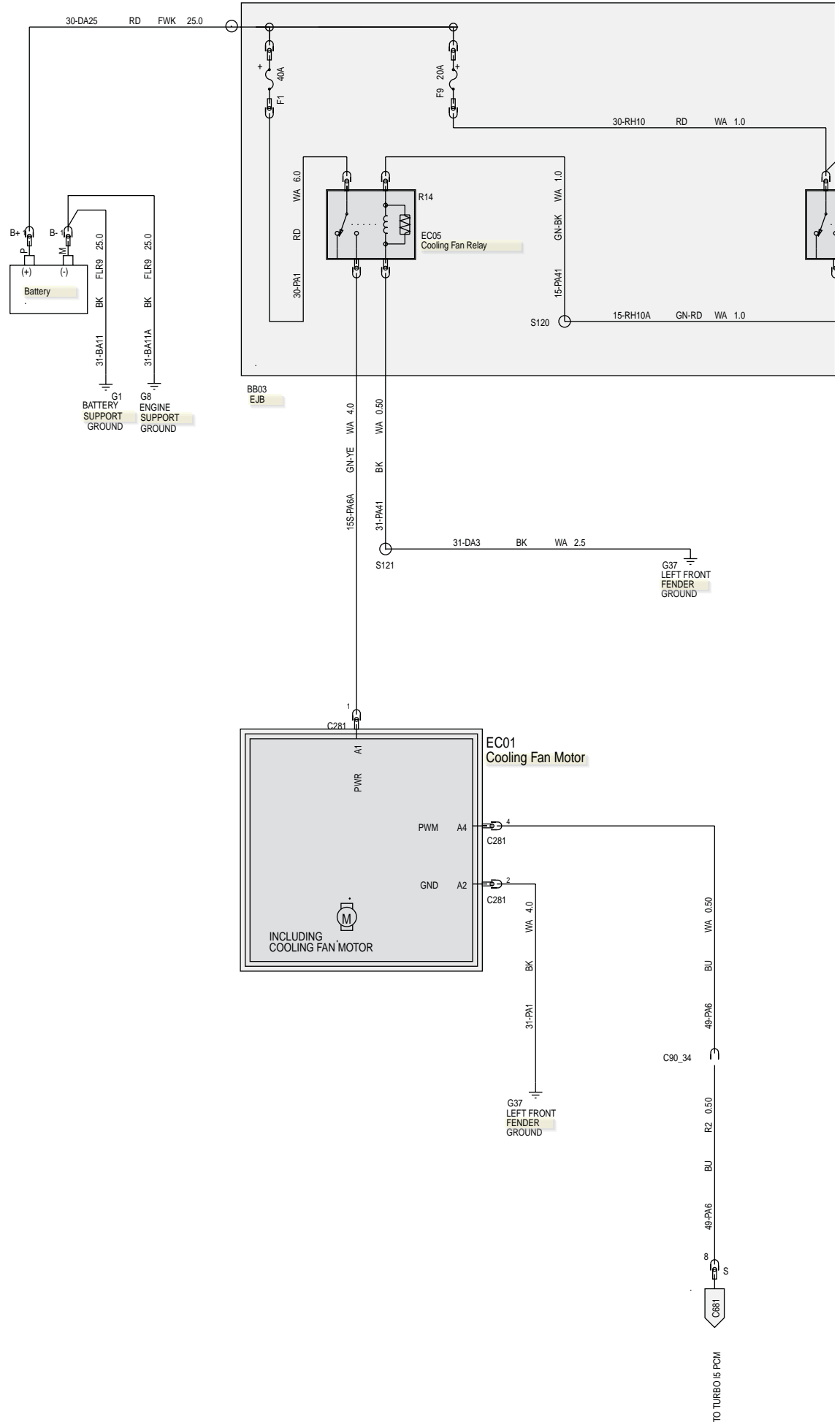
303-14A-18 Engine Control—Vehicles With: 6-Speed Manual Transaxle - M66 AWD, RHD 4WD



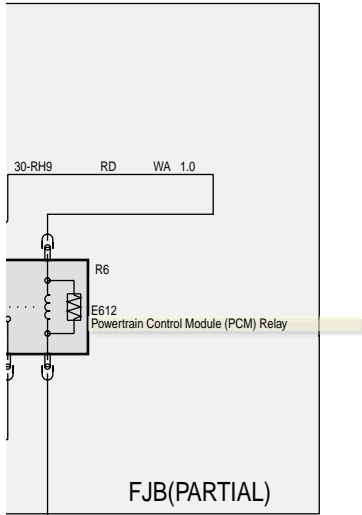
303-14A-19 Engine Control—Vehicles With: 6-Speed Manual Transaxle - M66 AWD, RHD 4WD



303-14A-20 Engine Control—Vehicles With: 5-Speed Automatic Transaxle - AW55 AWD, RHD 4WD

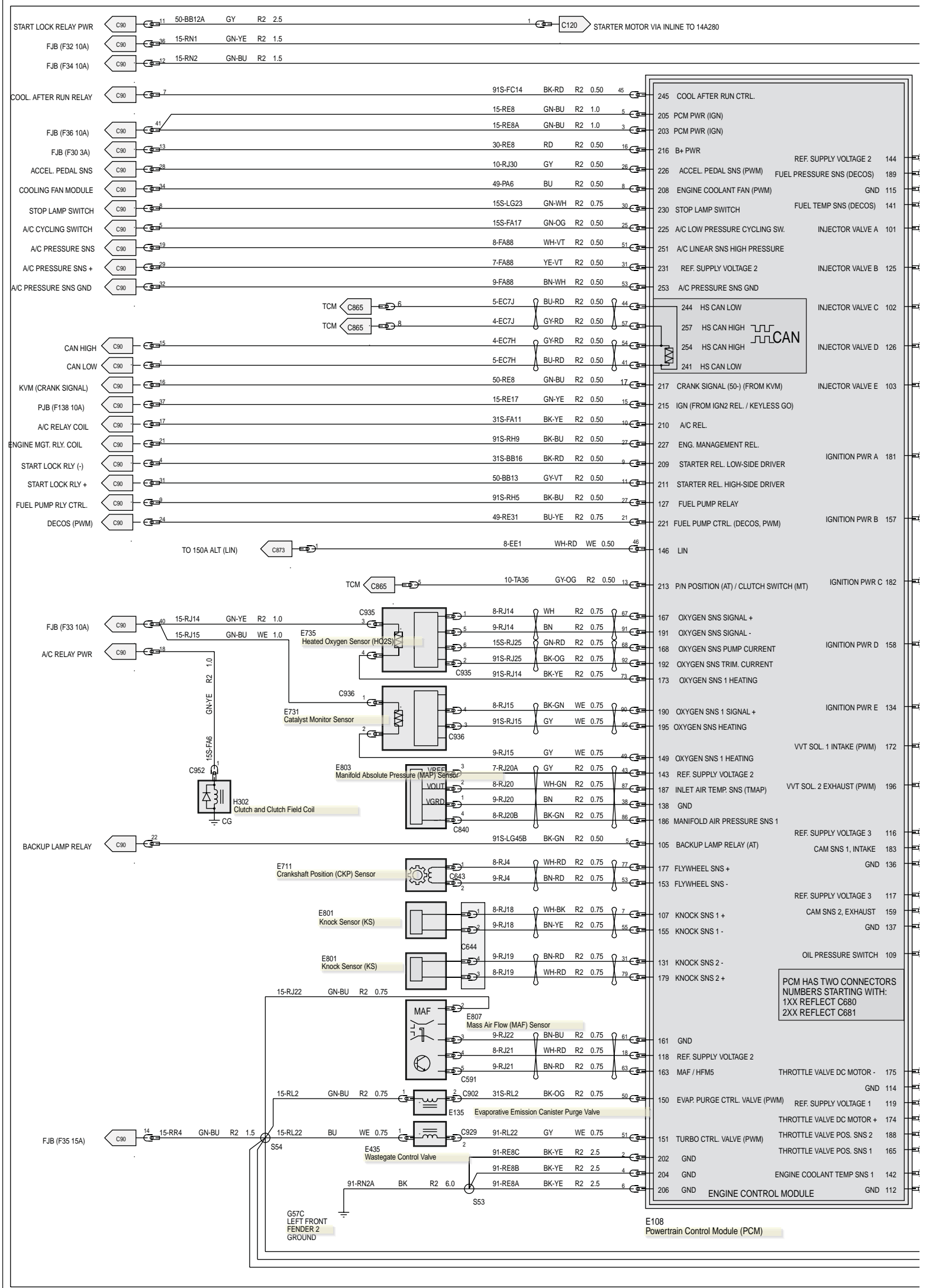


303-14A-21 Engine Control—Vehicles With: 5-Speed Automatic Transaxle - AW55 AWD, RHD 4WD



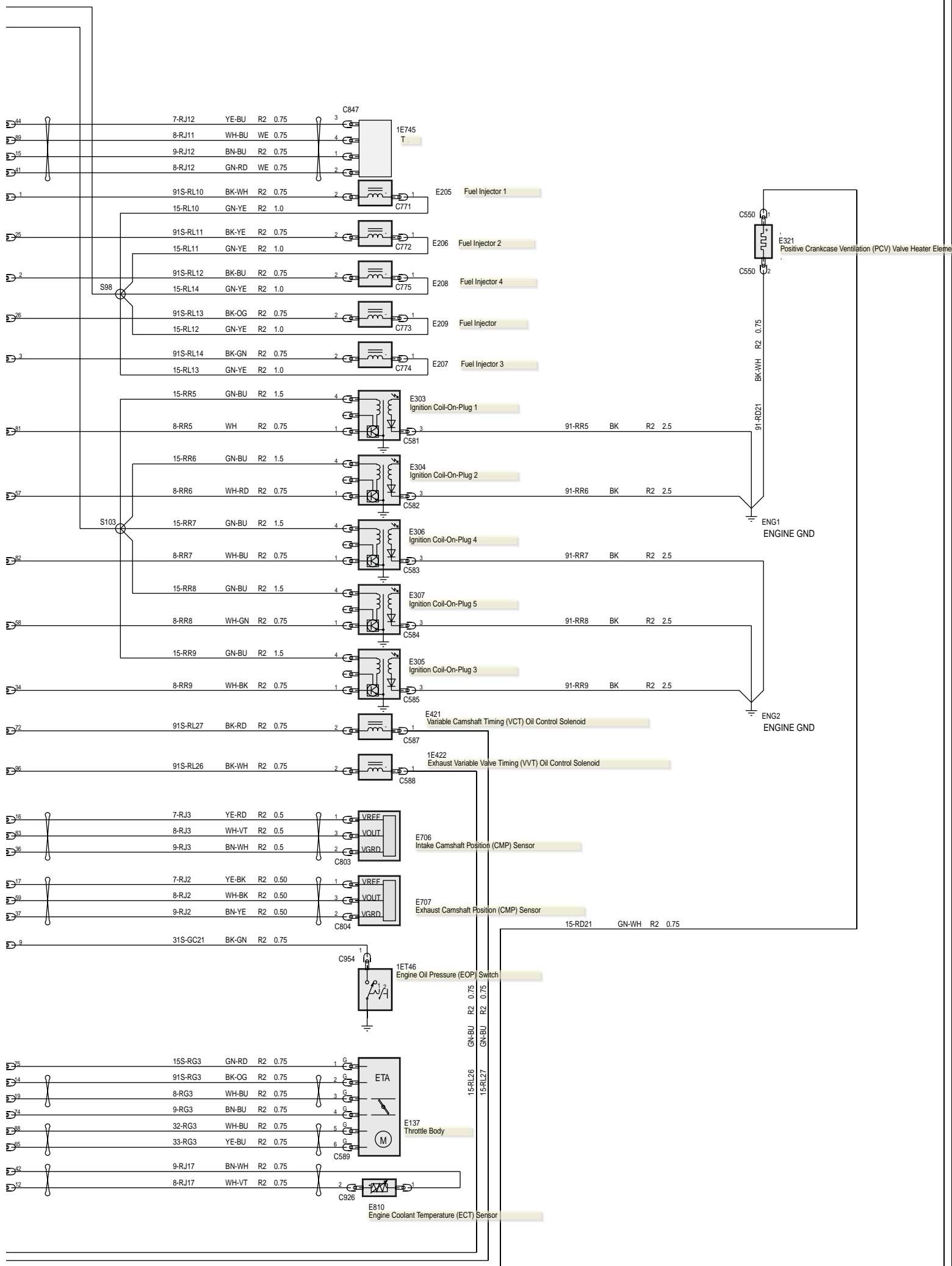
91S-RH9 BK-BU WA 0.50
C90_21

303-14A-22 Engine Control—Vehicles With: 5-Speed Automatic Transaxle - AW55 AWD, RHD 4WD

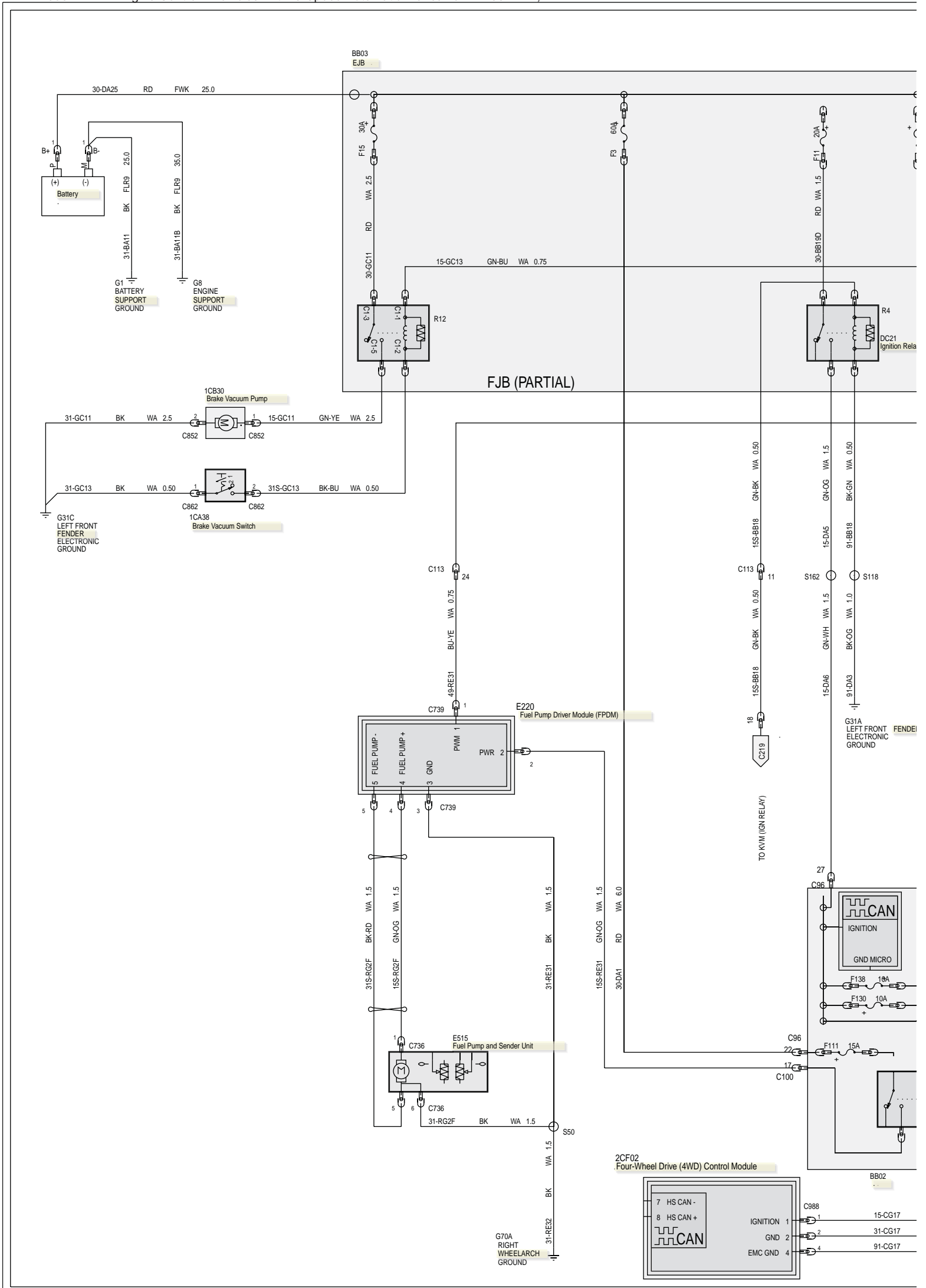


PCM HAS TWO CONNECTORS
NUMBERS STARTING WITH:
1XX REFLECT C680
2XX REFLECT C681

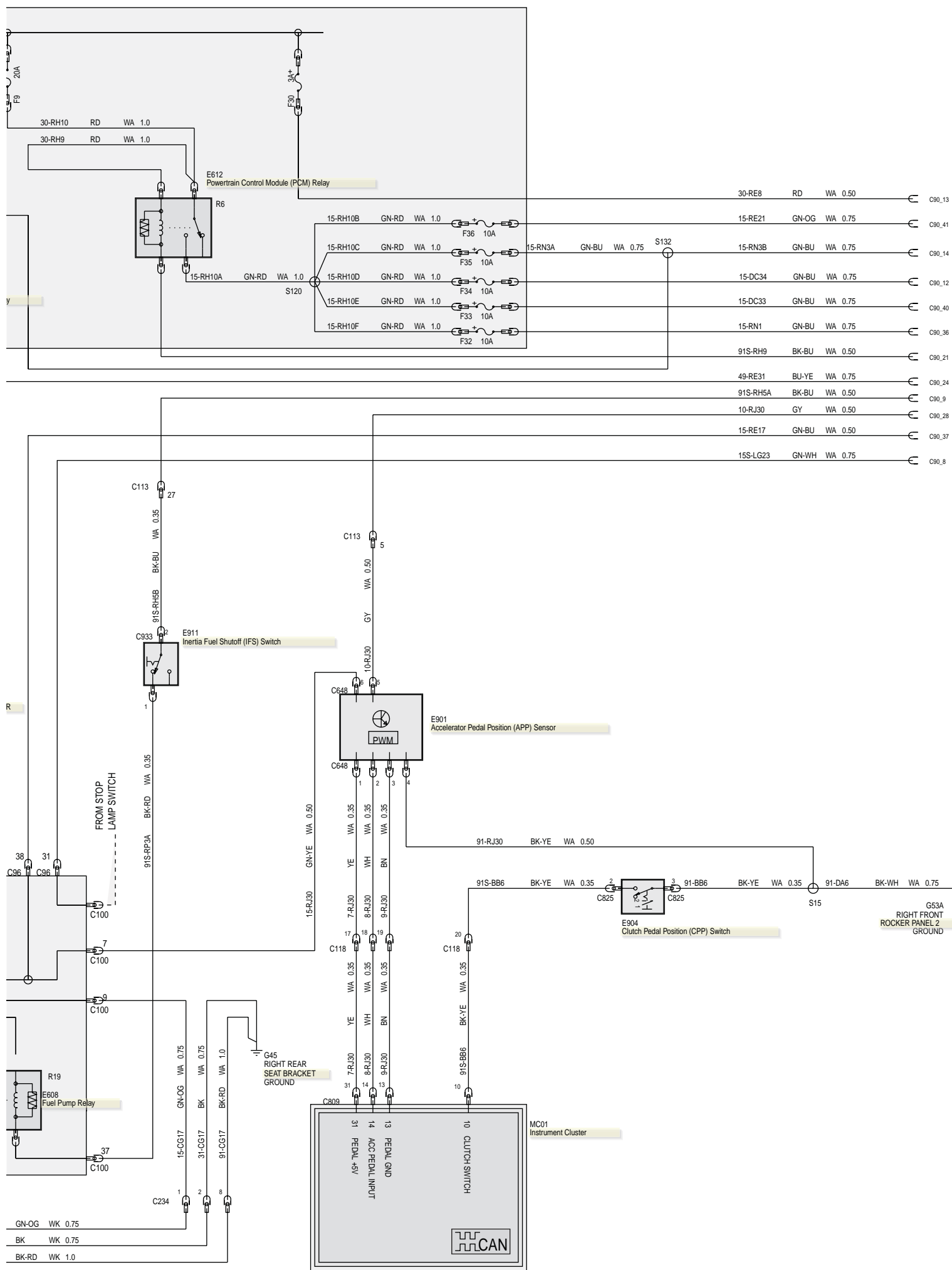
303-14A-23 Engine Control—Vehicles With: 5-Speed Automatic Transaxle - AW55 AWD, RHD 4WD



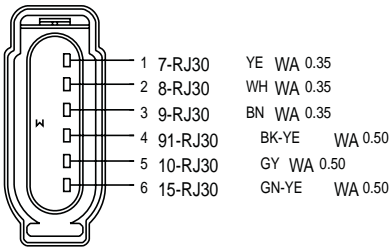
303-14A-24 Engine Control—Vehicles With: 5-Speed Automatic Transaxle - AW55 AWD, RHD 4WD



303-14A-25 Engine Control—Vehicles With: 5-Speed Automatic Transaxle - AW55 AWD, RHD 4WD



Accelerator Pedal Position (APP) Sensor (G1235975)



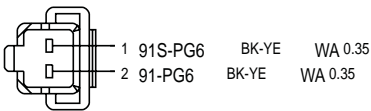
3M5T-14A464-GFA

C648

TO ACCELERATION PEDAL POSITION SENSOR

HARNESS 14014

Brake Pedal Position (BPP) Switch (G1235976)



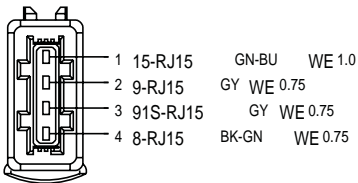
F5LB-14489-BA

C824

TO BRAKE PEDAL SWITCH

HARNESS 14014

Catalyst Monitor Sensor (G1230361)



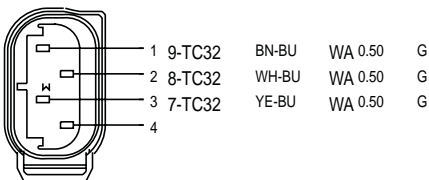
6M5T-14A464-GUA

C836

TO HEATED OXYGEN SENSOR REAR

HARNESS 12A690

Clutch Pedal Position (CPP) Switch (G1235977)



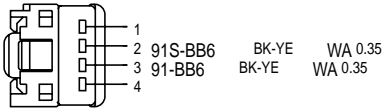
1S7T-14A464-BA

C875

TO ANALOG CLUTCH PEDAL SENSOR

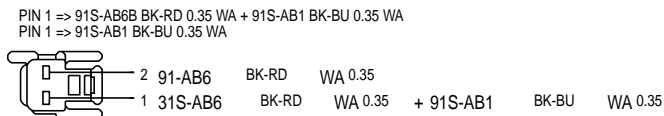
HARNESS 14K733

Clutch Pedal Position (CPP) Switch (G1235978)



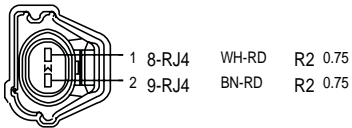
1L2T-14489-GB
C825
TO CLUTCH PEDAL SWITCH
HARNESS 14014

Clutch Pedal Position (CPP) Switch (G1235979)



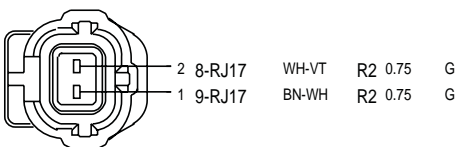
4S7T-14489-VAA
C863
TO BOTTOM CLUTCH PEDAL SWITCH
HARNESS 14014

Crankshaft Position (CKP) Sensor (G1240688)



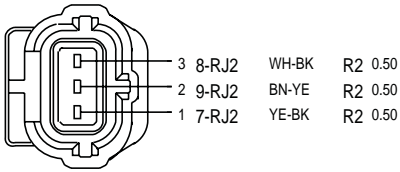
6M5T-14A464-RBA
C643
TO FLY WHEEL SENSOR
HARNESS 12A690

Engine Coolant Temperature (ECT) Sensor (G1230362)



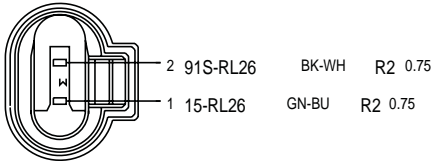
6M5T-14A464-RCA
C926
TO COOLANT TEMP SENSOR
HARNESS 12A690

Exhaust Camshaft Position (CMP) Sensor (G1230363)



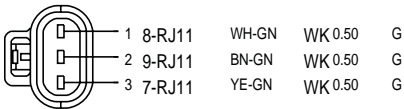
2W9T-14A464-SA
C804
TO CAMSHAFT EXHAUST SENSOR
HARNESS 12A690

Exhaust Variable Valve Timing (VVT) Oil Control Solenoid (G1230364)



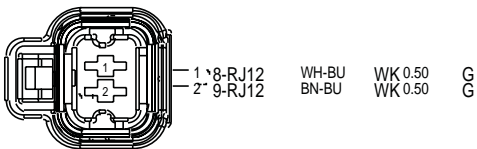
6M5T-14A464-ABA
C588
TO WT2 OUTLET CAM
HARNESS 12A690

Fuel Rail Pressure (FRP) Sensor (G1235980)



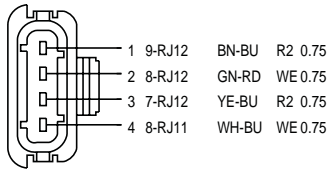
6M5T-14A464-CCA
C586
TO FUEL RAIL PRESSURE SENSOR
HARNESS 12A690

Fuel Rail Temperature Sensor (G1235981)



4M5T-14A464-KMA
C785
TO FUEL TEMP SENSOR
HARNESS 12A690

Fuel Rail Pressure and Temperature Sensor (G1313503)



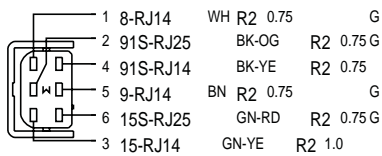
1L2T-14A464-XA

C847

TO FUEL PRESSURE & TEMPERATURE SENSOR

HARNESS 12A690

Heated Oxygen Sensor (HO2S) (G1230365)



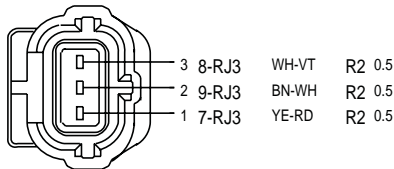
2S7T-14A464-FA

C935

TO HEATED OXYGEN SENSOR FRONT

HARNESS 12A690

Intake Camshaft Position (CMP) Sensor (G1246049)



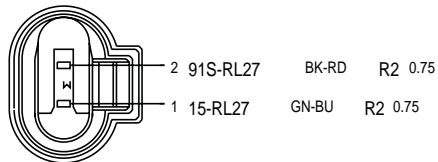
2W9T-14A464-SA

C803

TO CAMSHAFT INLET SENSOR

HARNESS 12A690

Intake Variable Valve Timing (VVT) Oil Control Solenoid (G1230366)



1X4T-14A464-UA

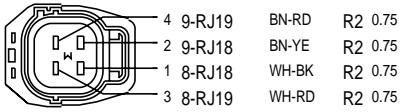
C587

TO WT1 INLET CAM

HARNESS 12A690



Knock Sensor (KS) (G1240689)




98AG-14A464-YDB

C644


TO ENGINE KNOCK SENSOR

HARNESS 12A690

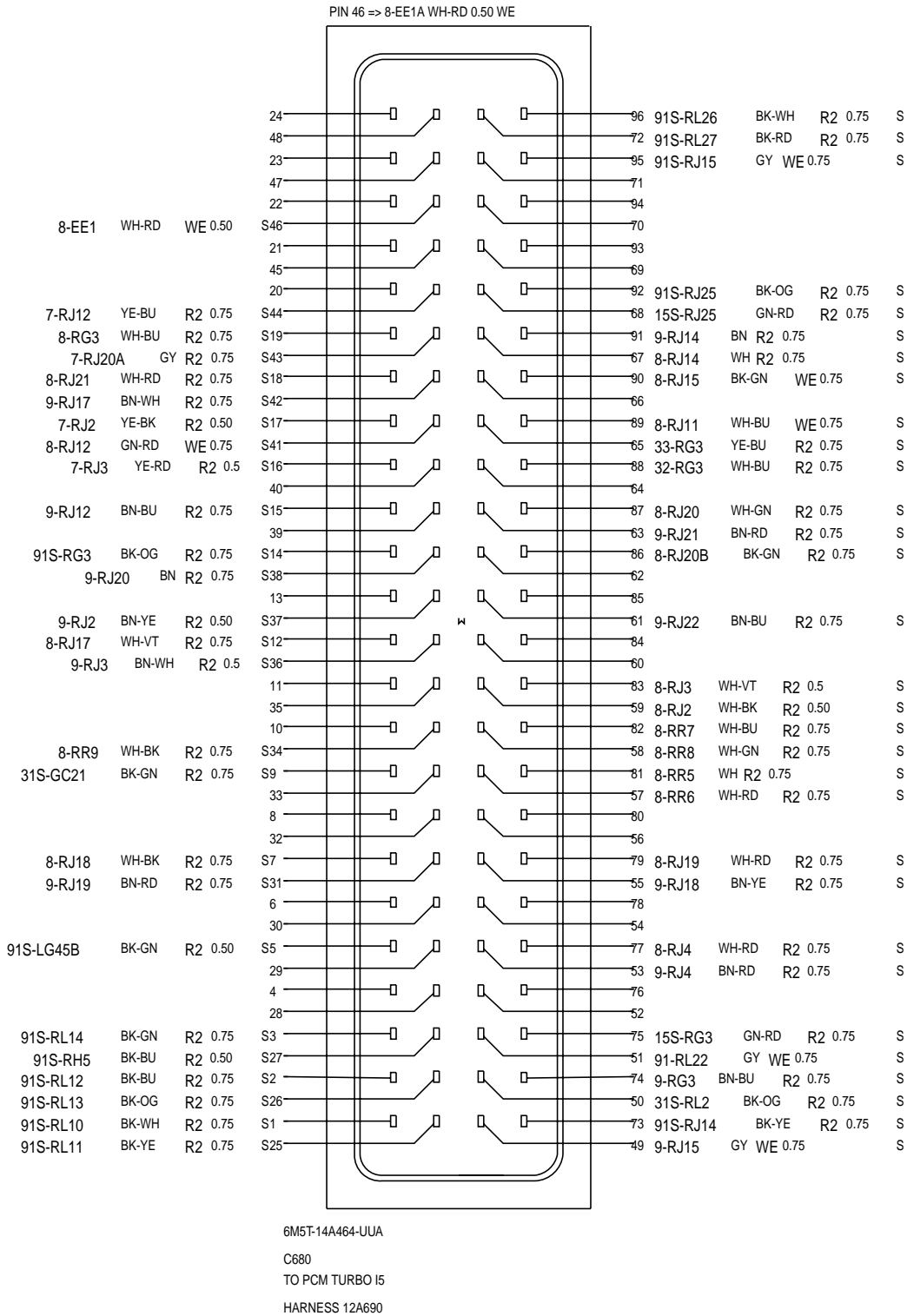
Manifold Absolute Pressure and Temperature (MAPT) Sensor (G1230367)



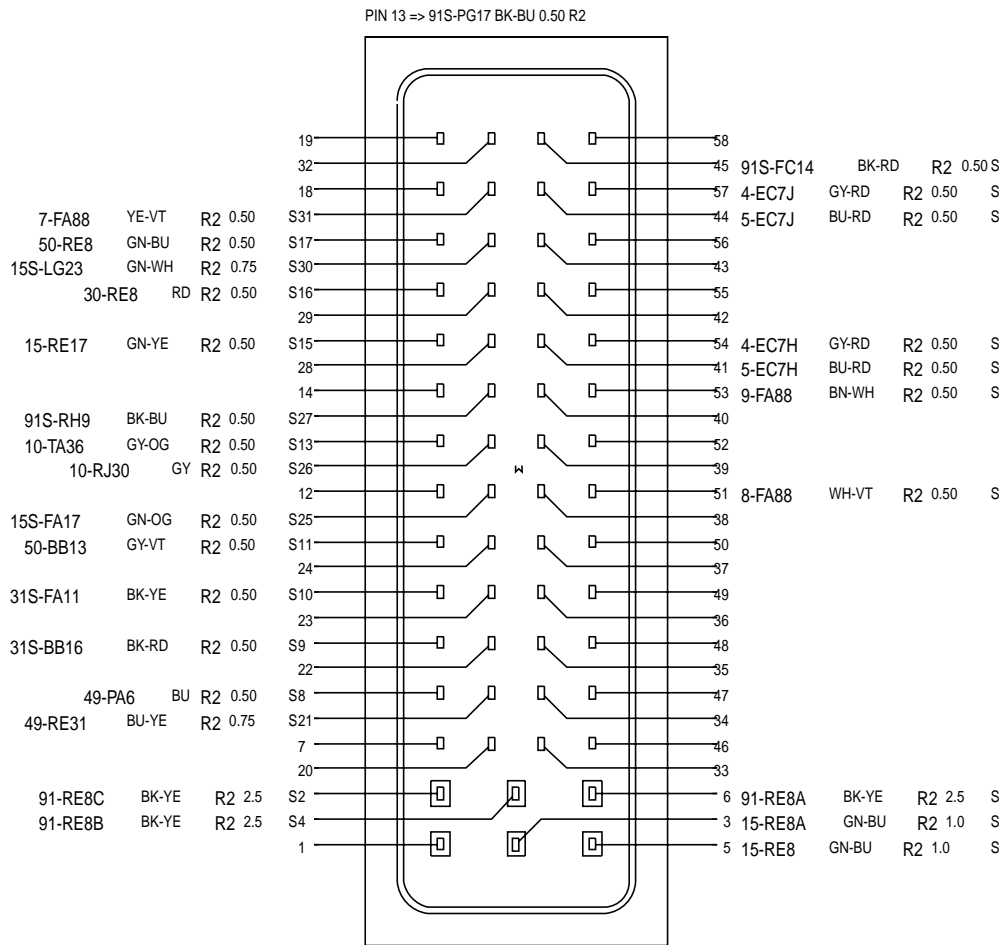
Mass Air Flow (MAF) Sensor (G1235982)



Powertrain Control Module (PCM) (G1235983)



Powertrain Control Module (PCM) (G1240690)



6M5T-14A464-USA
C681
TO PCM TURBO I5
HARNES 12A690

SECTION 303-14B Electronic Engine Controls — 2.0L

Duratorq-TDCi (100kW/136PS) - DW, Emission Requirements: Stage IV

VEHICLE APPLICATION: 2011.0 Kuga

CONTENTS PAGE

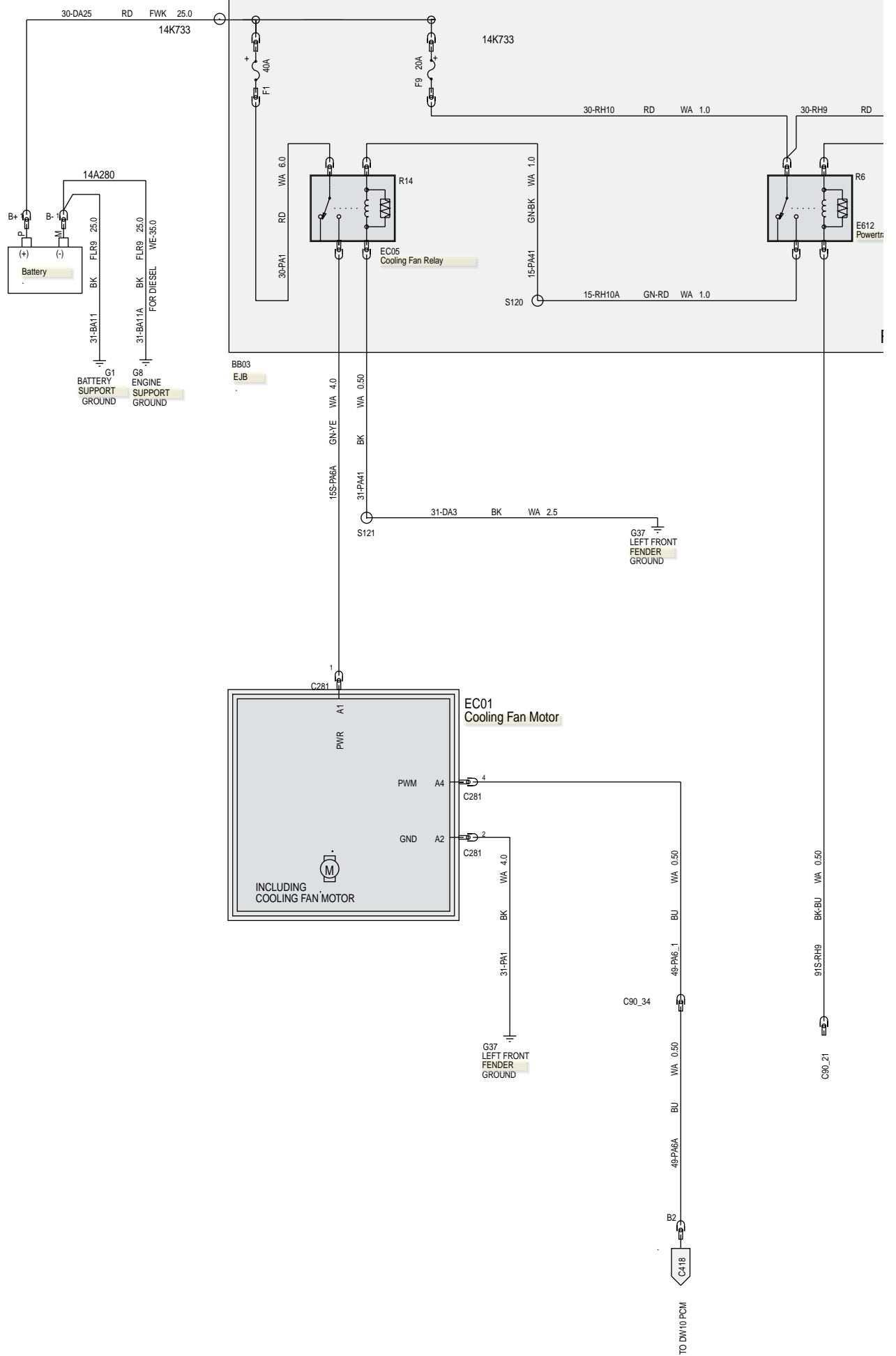
ELECTRICAL SCHEMATICS

Engine Control — LHD 4WD/LHD FWD.....	303-14B-2
Engine Control — RHD 4WD/RHD FWD.....	303-14B-8

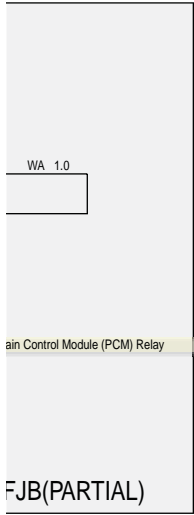
ELECTRICAL CONNECTORS

Accelerator Pedal Position (APP) Sensor.....	303-14B-14
Brake Pedal Position (BPP) Switch.....	303-14B-14
Catalytic Converter Differential Pressure Sensor.....	303-14B-14
Clutch Pedal Position (CPP) Switch.....	303-14B-14
Clutch Pedal Position (CPP) Switch.....	303-14B-155
Clutch Pedal Position (CPP) Switch.....	303-14B-15
Engine Coolant Temperature (ECT) Sensor.....	303-14B-15
Engine Oil Pressure (EOP) Switch.....	303-14B-16
Exhaust Gas Temperature Sensor.....	303-14B-16
Exhaust Gas Temperature Sensor.....	303-14B-16
Fuel Rail Pressure (FRP) Sensor.....	303-14B-16
Fuel Rail Temperature Sensor.....	303-14B-17
Intake Air Temperature (IAT) Sensor.....	303-14B-17
Intake Camshaft Position (CMP) Sensor.....	303-14B-17
Mass Air Flow (MAF) Sensor.....	303-14B-17
Mass Air Flow (MAF) Sensor.....	303-14B-18
Powertrain Control Module (PCM).....	303-14B-18
Powertrain Control Module (PCM).....	303-14B-19
Powertrain Control Module (PCM).....	303-14B-19
Powertrain Control Module (PCM).....	303-14B-20
Powertrain Control Module (PCM).....	303-14B-21
Powertrain Control Module (PCM) Relay.....	303-14B-22
Throttle Position (TP) Sensor.....	303-14B-22
Turbocharger Boost Pressure Sensor.....	303-14B-22

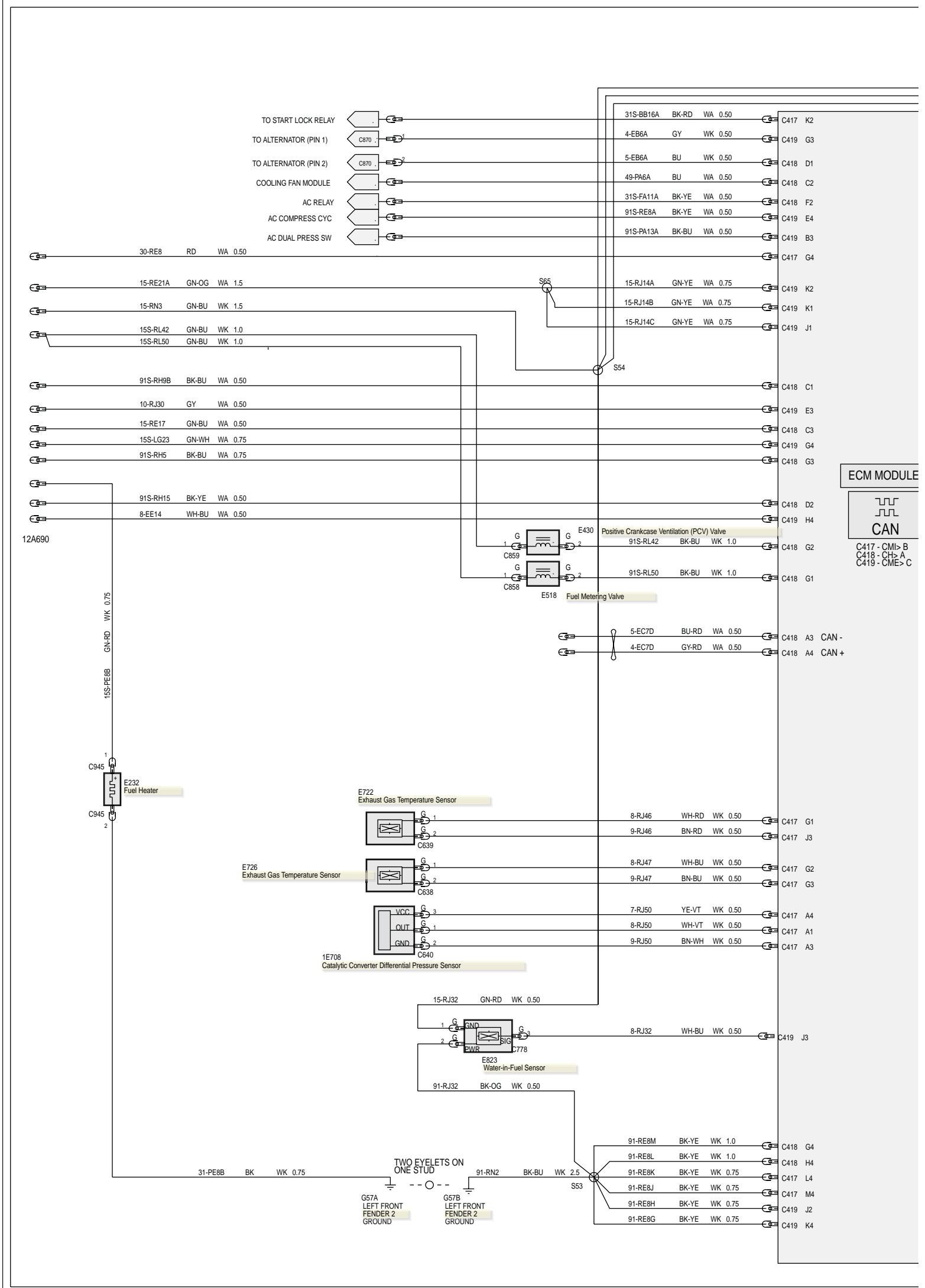
303-14B-2 Engine Control—LHD 4WD/LHD FWD



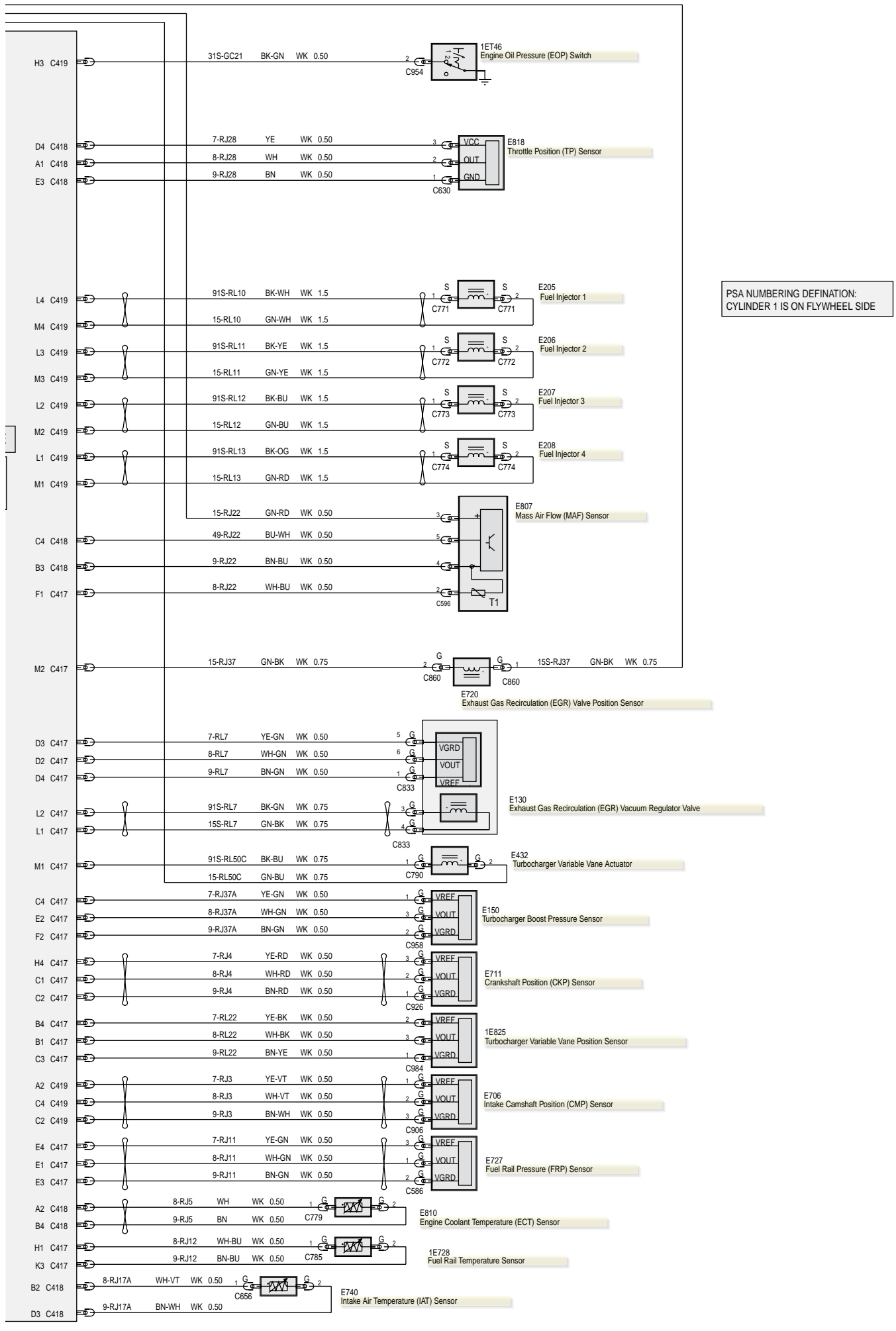
303-14B-3 Engine Control—LHD 4WD/LHD FWD



303-14B-4 Engine Control—LHD 4WD/LHD FWD

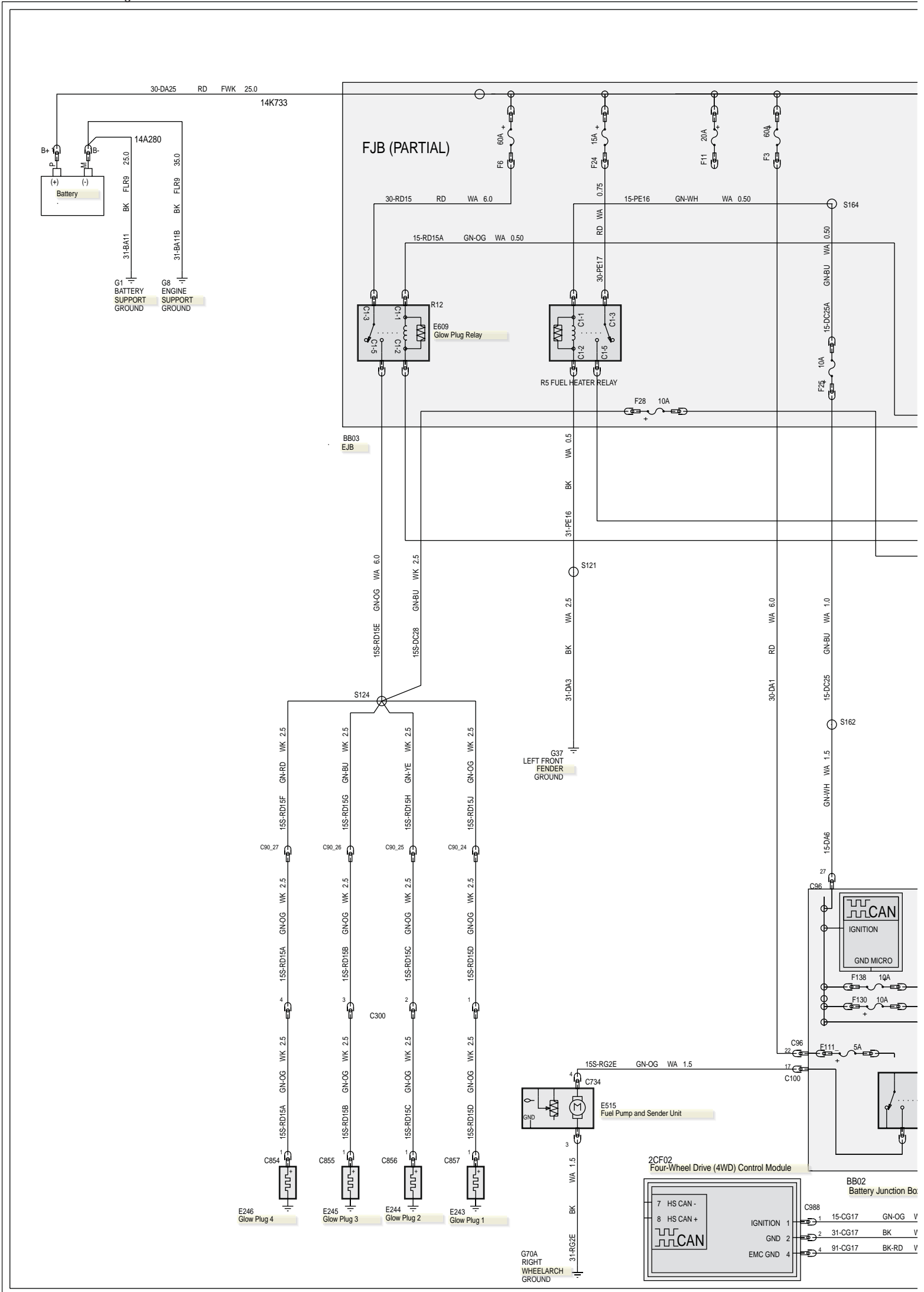


303-14B-5 Engine Control—LHD 4WD/LHD FWD

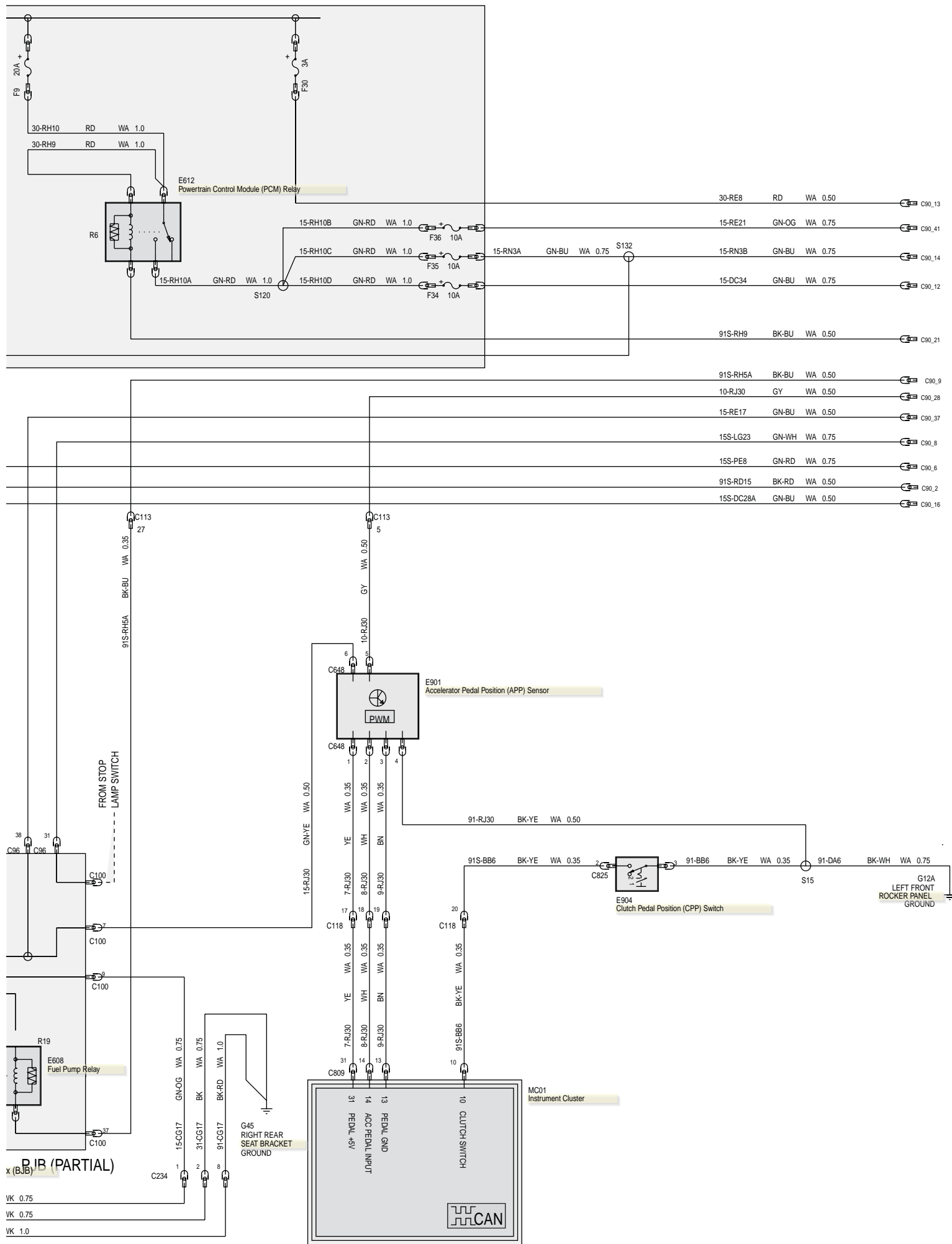


PSA NUMBERING DEFINITION:
CYLINDER 1 IS ON FLYWHEEL SIDE

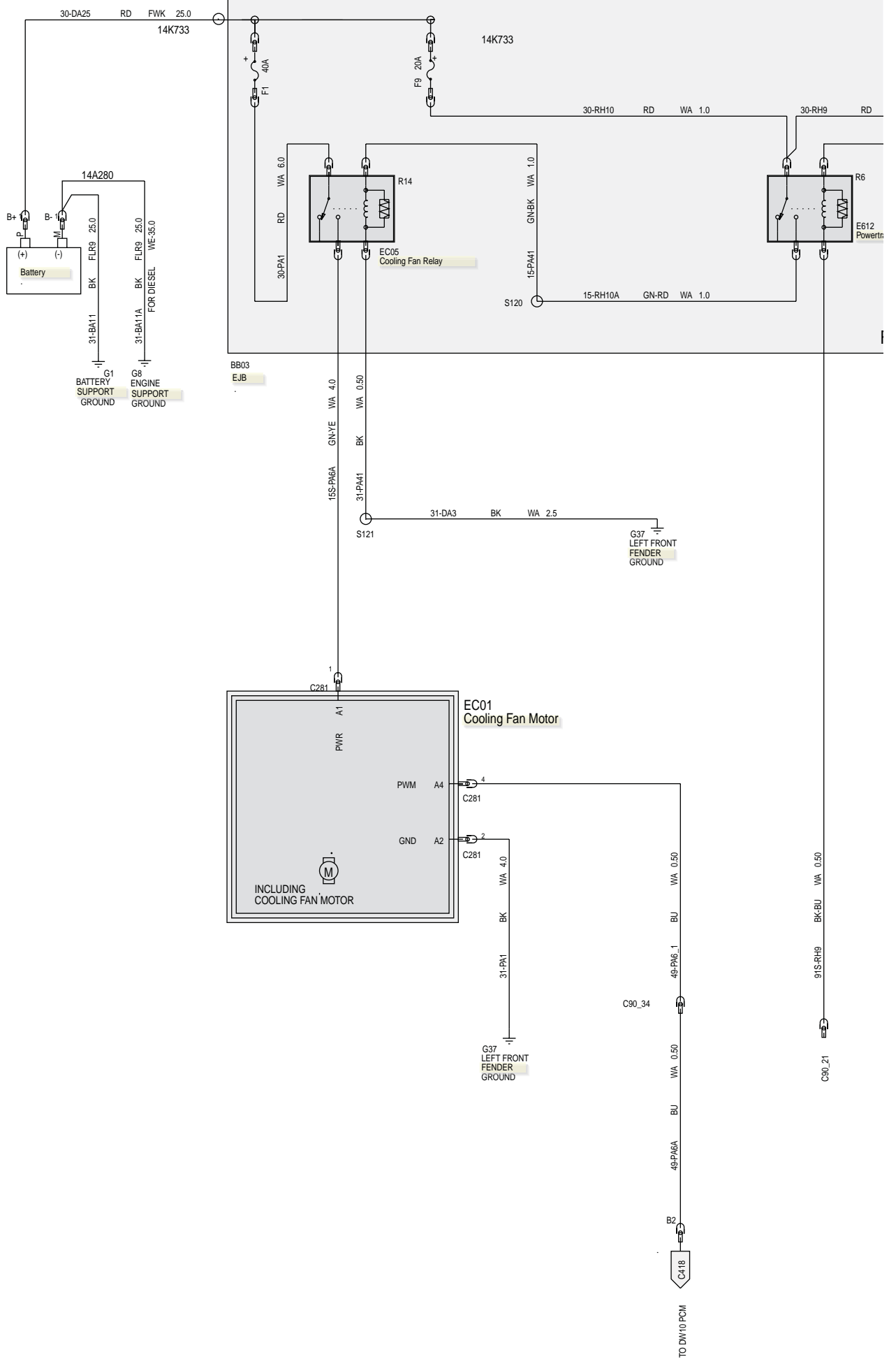
303-14B-6 Engine Control—LHD 4WD/LHD FWD



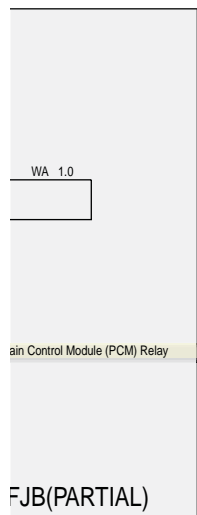
303-14B-7 Engine Control—LHD 4WD/LHD FWD



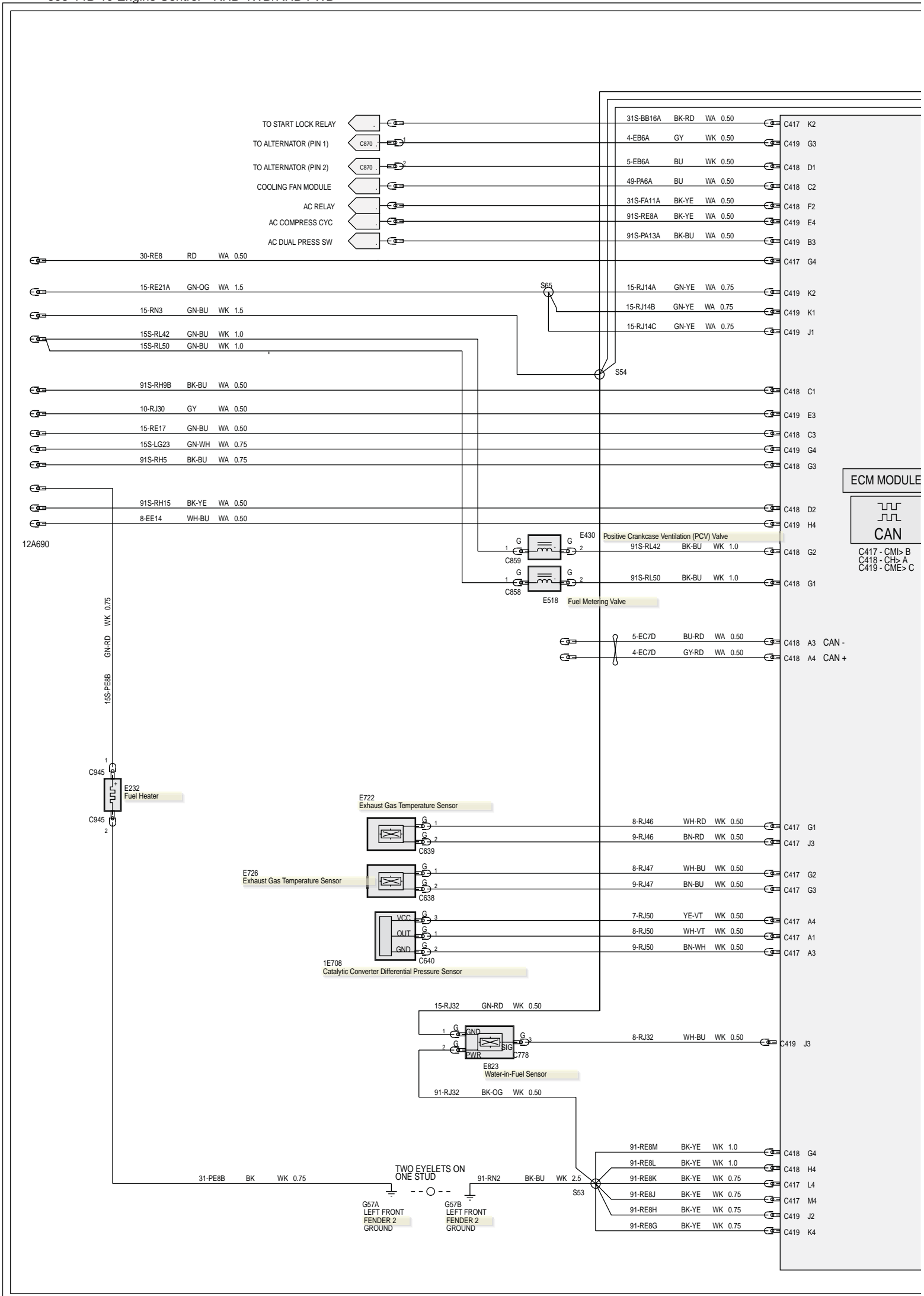
303-14B-8 Engine Control—RHD 4WD/RHD FWD



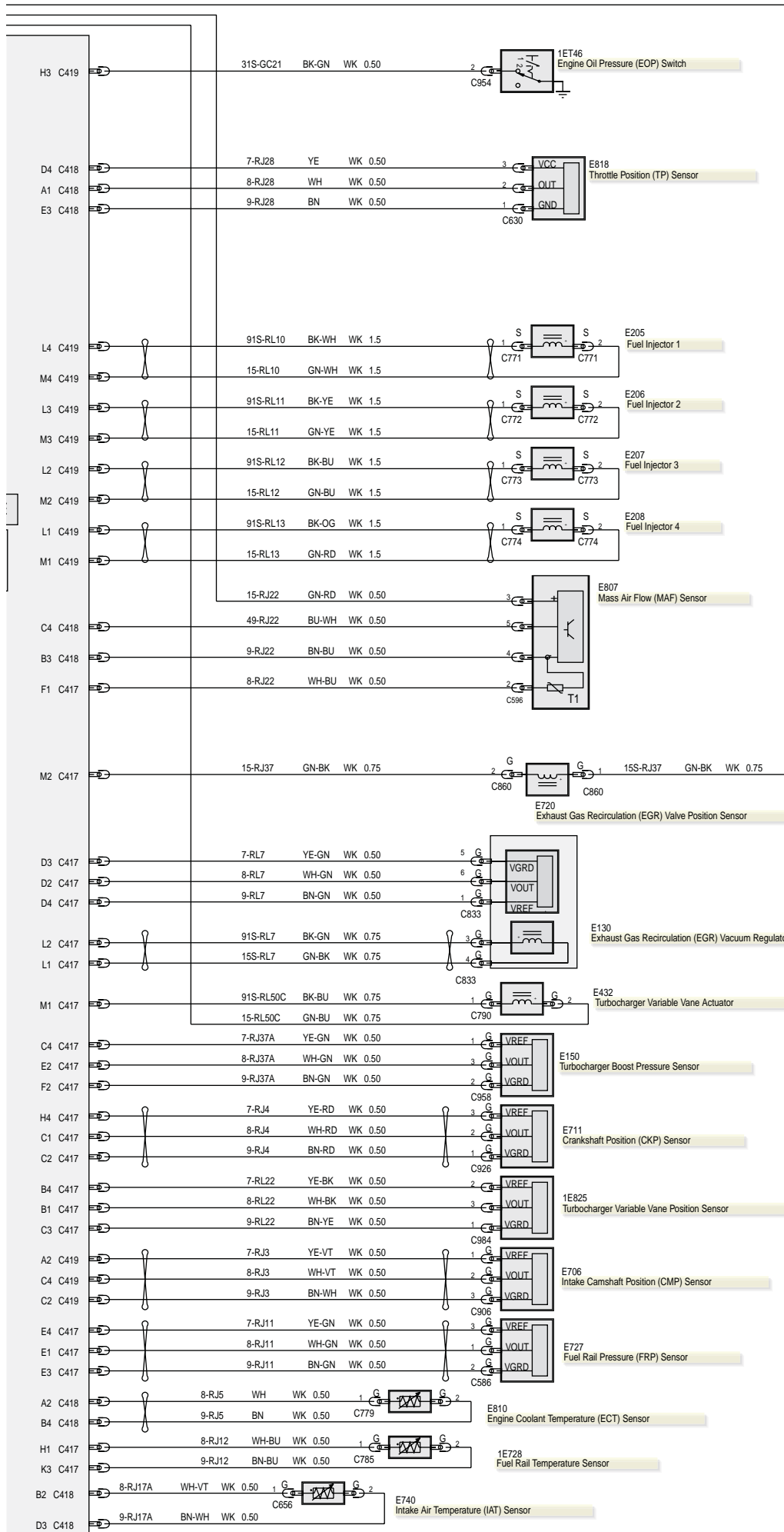
303-14B-9 Engine Control—RHD 4WD/RHD FWD



303-14B-10 Engine Control—RHD 4WD/RHD FWD

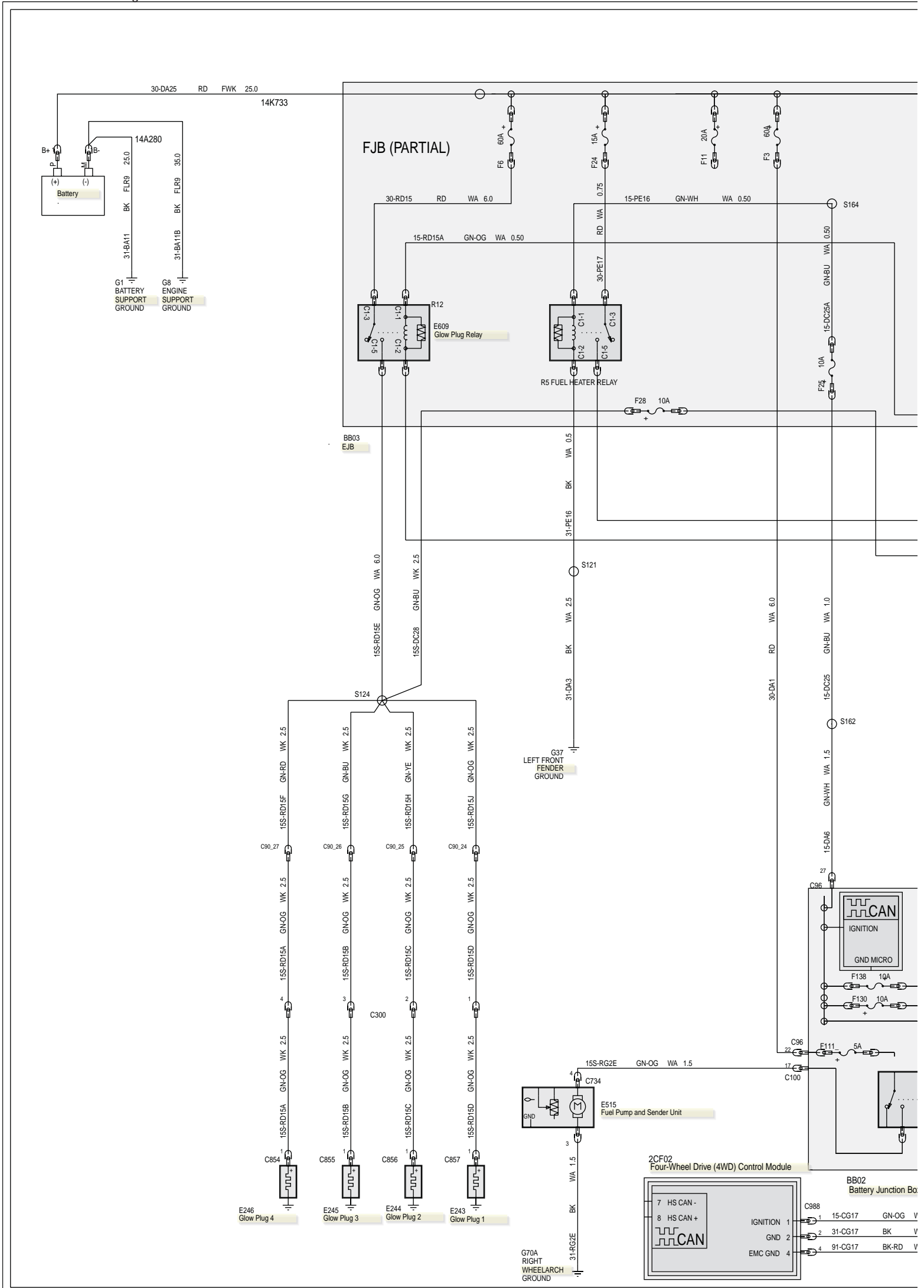


303-14B-11 Engine Control—RHD 4WD/RHD FWD

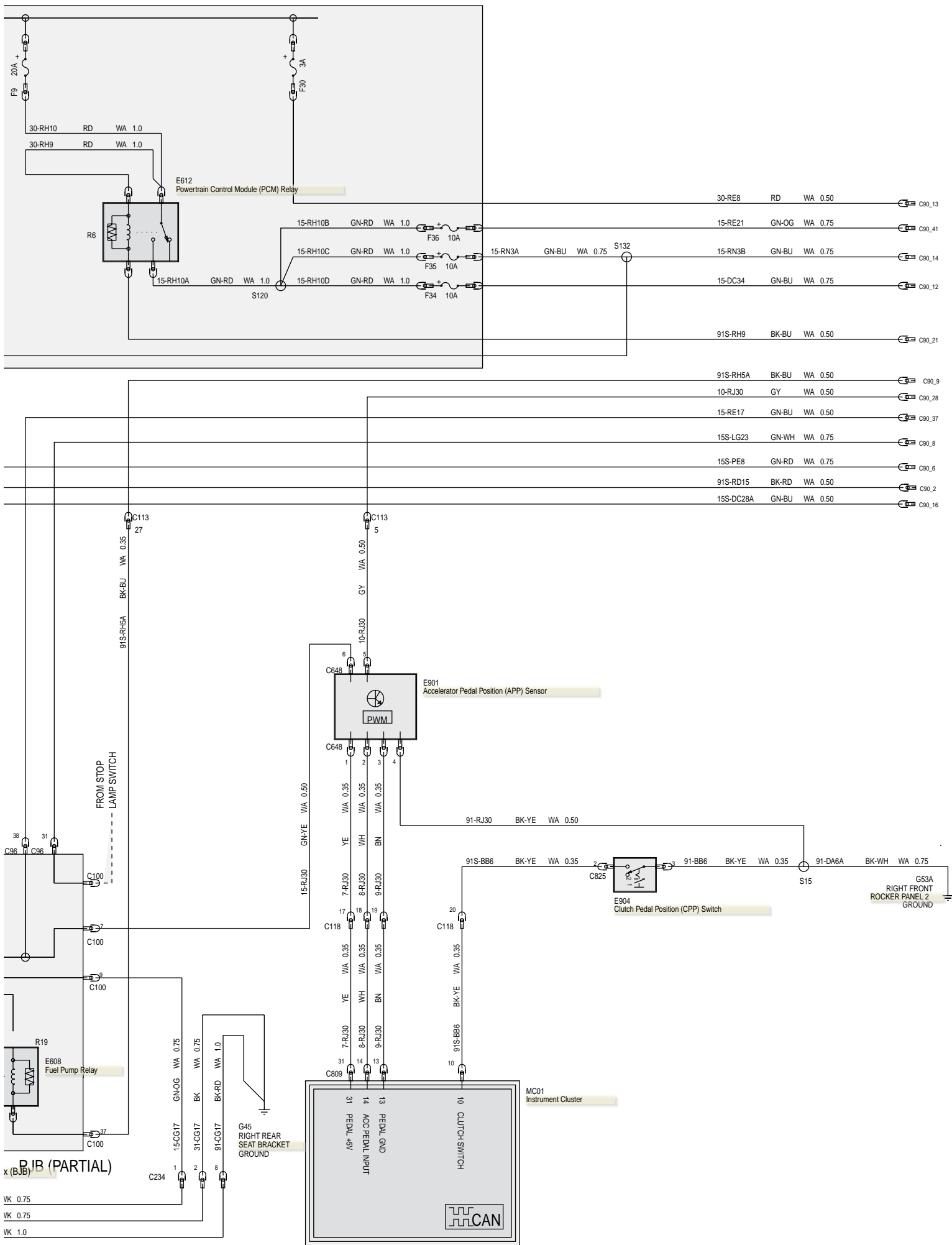


PSA NUMBERING DEFINITION:
CYLINDER 1 IS ON FLYWHEEL SIDE

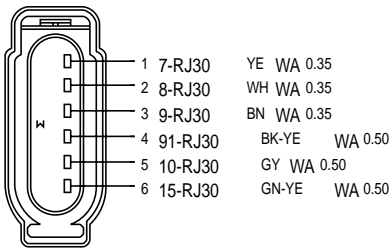
303-14B-12 Engine Control—RHD 4WD/RHD FWD



303-14B-13 Engine Control—RHD 4WD/RHD FWD



Accelerator Pedal Position (APP) Sensor (G1235975)



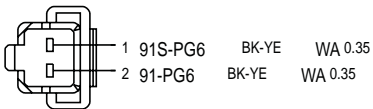
3M5T-14A464-GFA

C648

TO ACCELERATION PEDAL POSITION SENSOR

HARNESS 14014

Brake Pedal Position (BPP) Switch (G1235976)



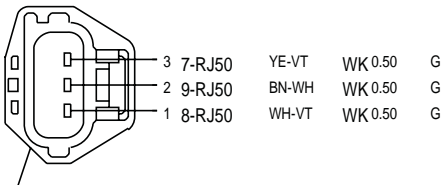
F5LB-14489-BA

C824

TO BRAKE PEDAL SWITCH

HARNESS 14014

Catalytic Converter Differential Pressure Sensor (G1230381)



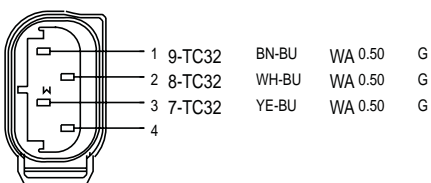
XW4T-14A464-FB

C640

TO DIFFERENTIAL PRESS SENSOR

HARNESS 12A690

Clutch Pedal Position (CPP) Switch (G1235977)



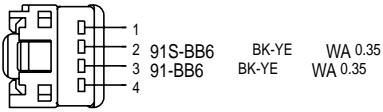
1S7T-14A464-BA

C875

TO ANALOG CLUTCH PEDAL SENSOR

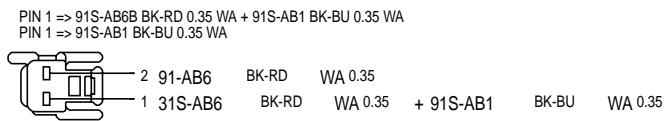
HARNESS 14K733

Clutch Pedal Position (CPP) Switch (G1235978)



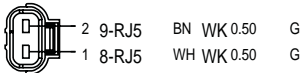
1L2T-14489-GB
 C825
 TO CLUTCH PEDAL SWITCH
 HARNESS 14014

Clutch Pedal Position (CPP) Switch (G1235979)



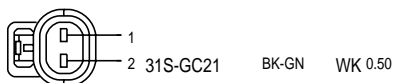
4S7T-14489-VAA
 C863
 TO BOTTOM CLUTCH PEDAL SWITCH
 HARNESS 14014

Engine Coolant Temperature (ECT) Sensor (G1230382)



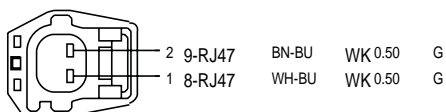
6M5T-14A464-FBA
 C779
 TO TO ENGINE COOLING TEMP (GN)
 HARNESS 12A690

Engine Oil Pressure (EOP) Switch (G1230383)



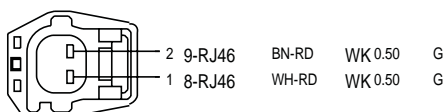
6M5T-14A464-HBA
 C954
 TO TO OIL PRESSURE SWITCH (GY)
 HARNESS 12A690

Exhaust Gas Temperature Sensor (G1230384)



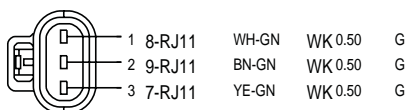
XW4T-14A464-EAA
 C638
 TO POST CAT SENSOR (BK)
 HARNESS 12A690

Exhaust Gas Temperature Sensor (G1230385)



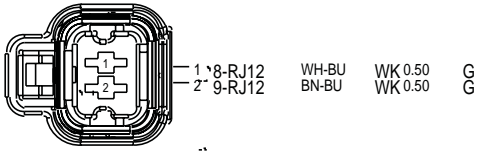
XW4T-14A464-EAA
 C639
 TO PRE CAT SENSOR (BK)
 HARNESS 12A690

Fuel Rail Pressure (FRP) Sensor (G1235980)



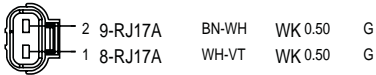
6M5T-14A464-CCA
 C586
 TO FUEL RAIL PRESSURE SENSOR
 HARNESS 12A690

Fuel Rail Temperature Sensor (G1235981)



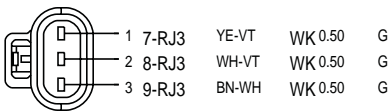
4M5T-14A464-KMA
C785
TO FUEL TEMP SENSOR
HARNESS 12A690

Intake Air Temperature (IAT) Sensor (G1230386)




6M5T-14A464-FBA
C656
TO INTAKE AIR TEMP SENSOR
HARNESS 12A690

Intake Camshaft Position (CMP) Sensor (G1230387)

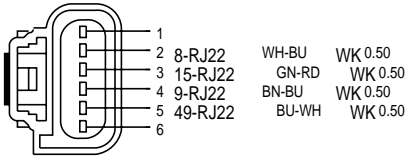


6M5T-14A464-HCA
C906
TO CAMSHAFT POSITION SENSOR (WH)
HARNESS 12A690

Mass Air Flow (MAF) Sensor (G1235982)

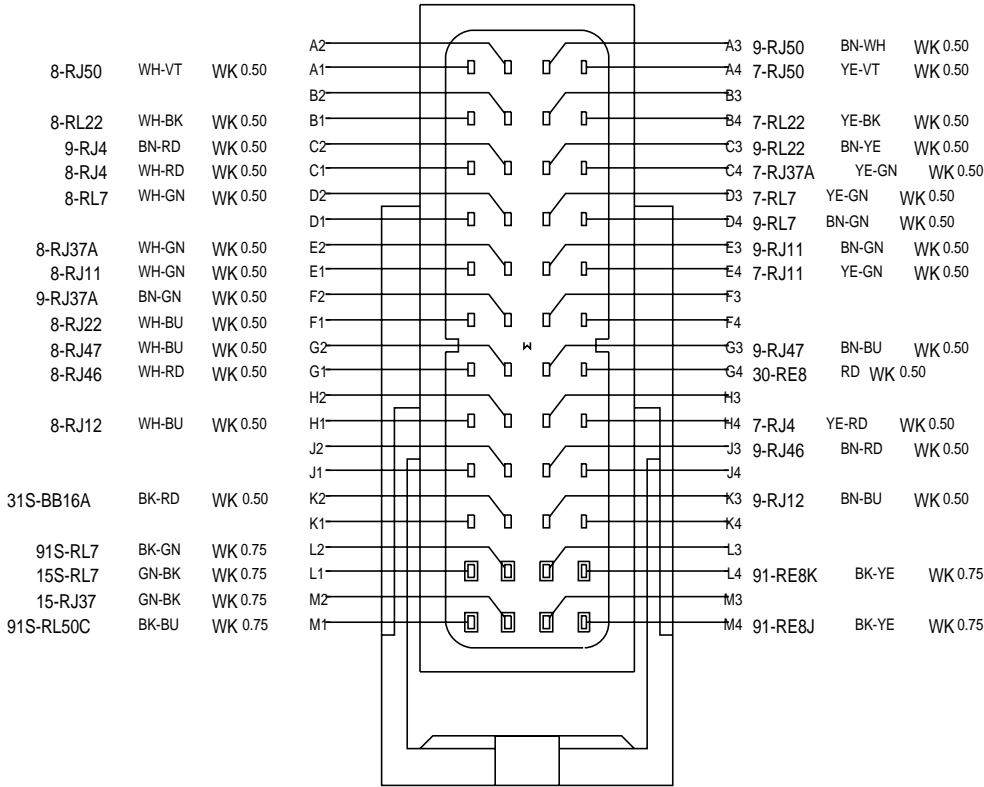


Mass Air Flow (MAF) Sensor (G1230388)



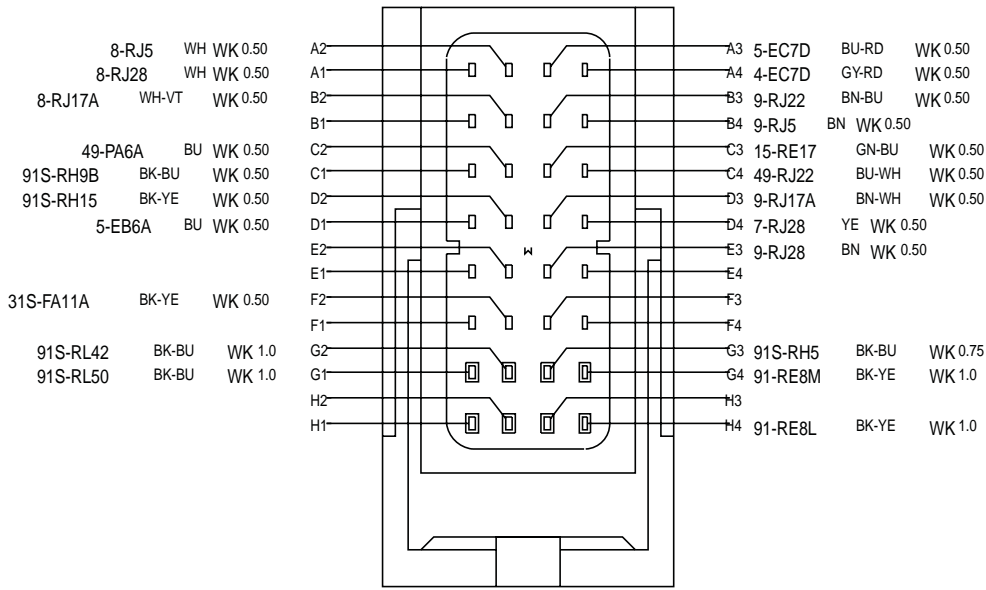
3W4T-14A464-VA(XXX)
C596
TO MAF SENSOR
HARNESS 12A690

Powertrain Control Module (PCM) (G1230389)



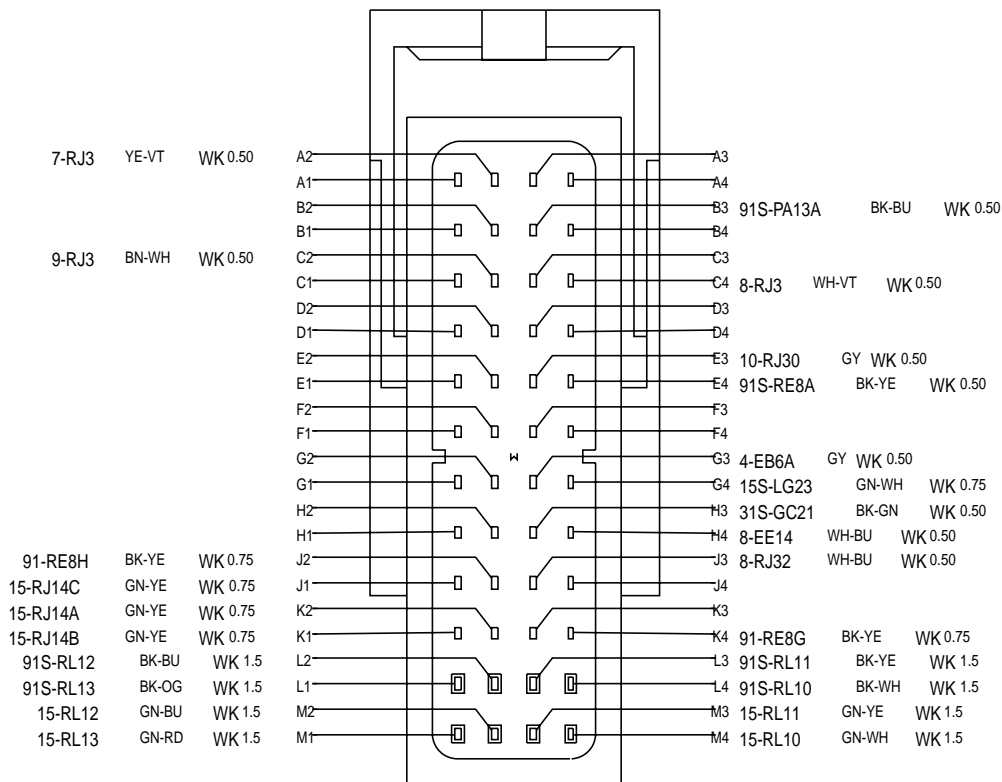
1M5T-14A464-CLB
C417
TO ECM MODULE (PCM)
HARNESS 12A690

Powertrain Control Module (PCM) (G1230390)



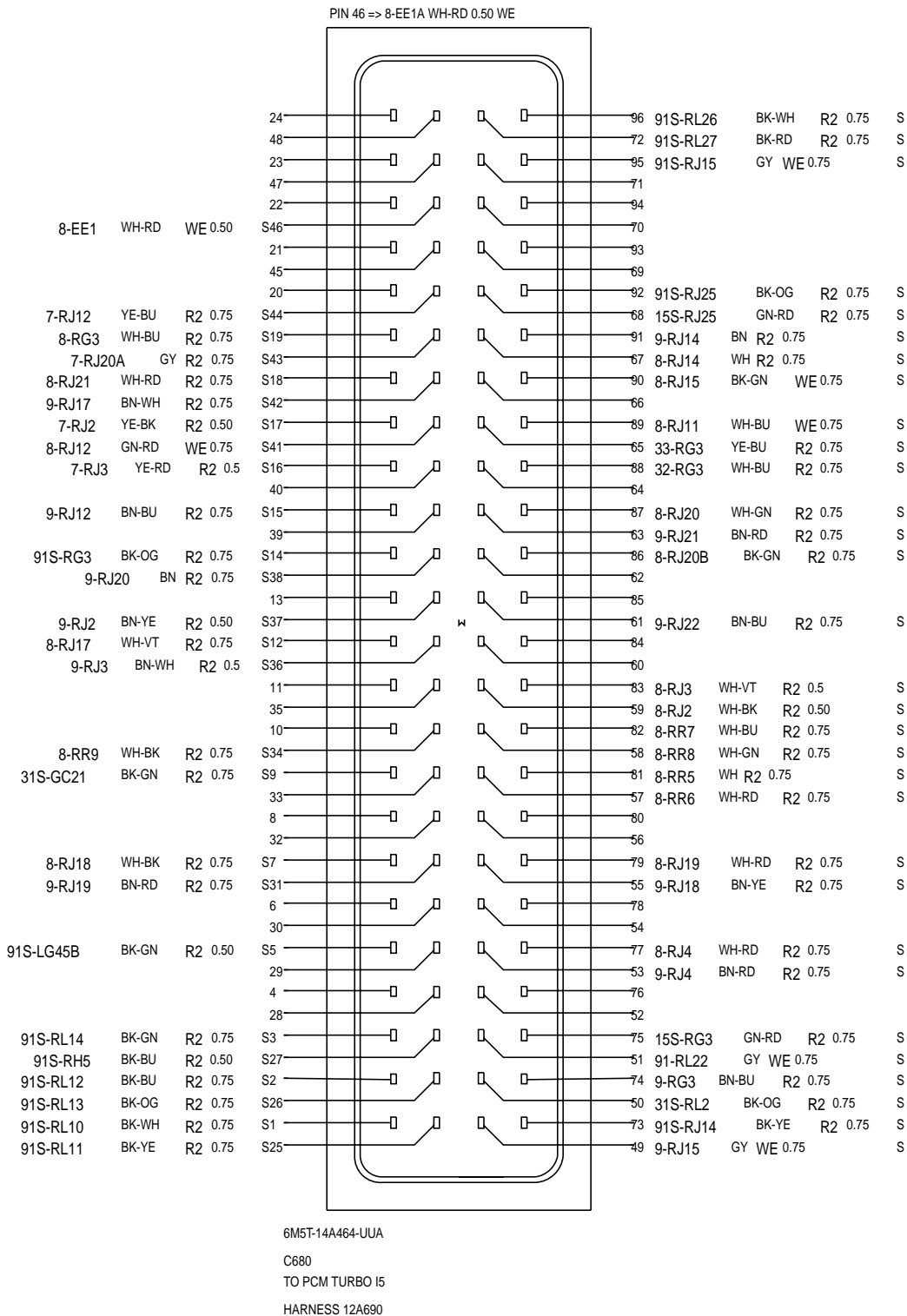
1M5T-14A464-ALB
C418
TO ECM MODULE (PCM)
HARNESS 12A690

Powertrain Control Module (PCM) (G1230391)

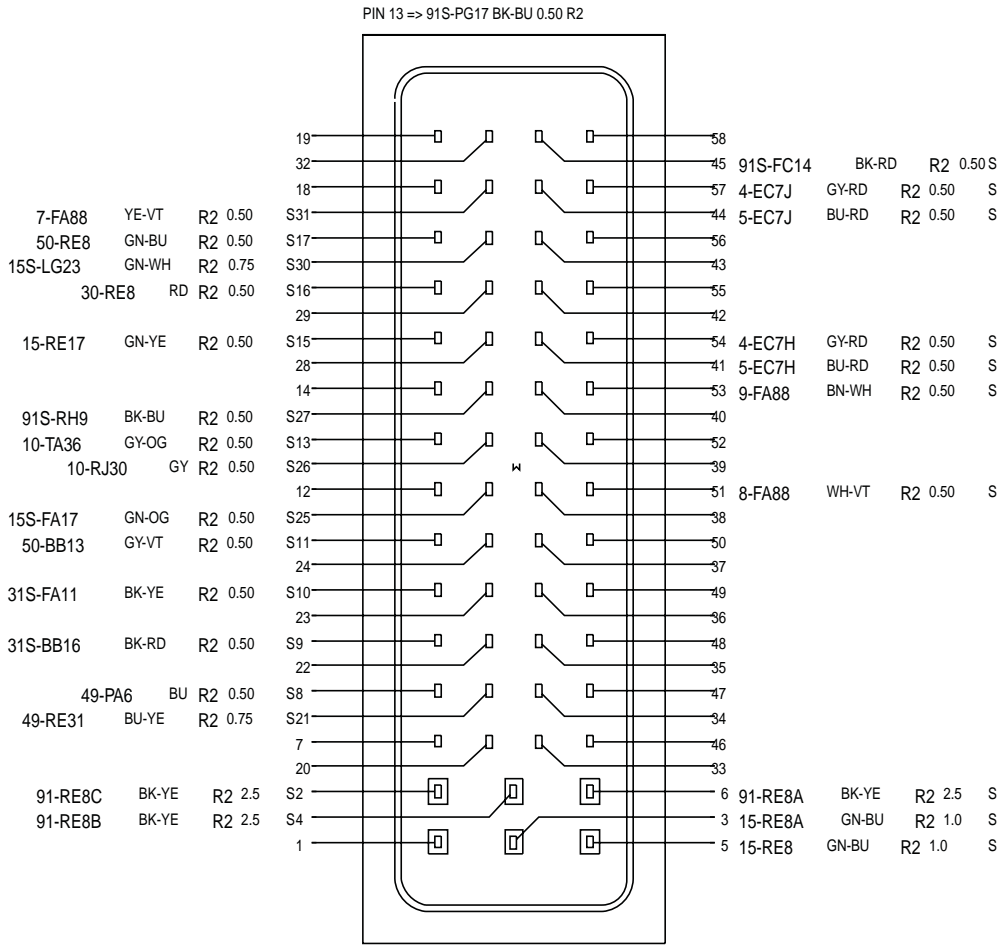


3M5T-14A464-URB
C419
TO ECM MODULE (PCM)
HARNESS 12A690

Powertrain Control Module (PCM) (G1235983)




Powertrain Control Module (PCM) (G1240690)

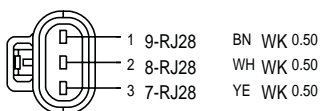


6M5T-14A464-USA
C681
TO PCM TURBO I5
HARNESS 12A690

Powertrain Control Module (PCM) Relay (G1279924)



Throttle Position (TP) Sensor (G1230392)



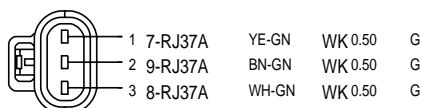
3M5T-14A464-DCA

C630

TO INTAKE THROTTLE POSITION SENSOR

HARNESS 12A690

Turbocharger Boost Pressure Sensor (G1230393)



6M5T-14A464-GCA

C958

TO BOOST PRESSURE SENSOR

HARNESS 12A690

SECTION 303-14C Electronic Engine Controls — 2.0L

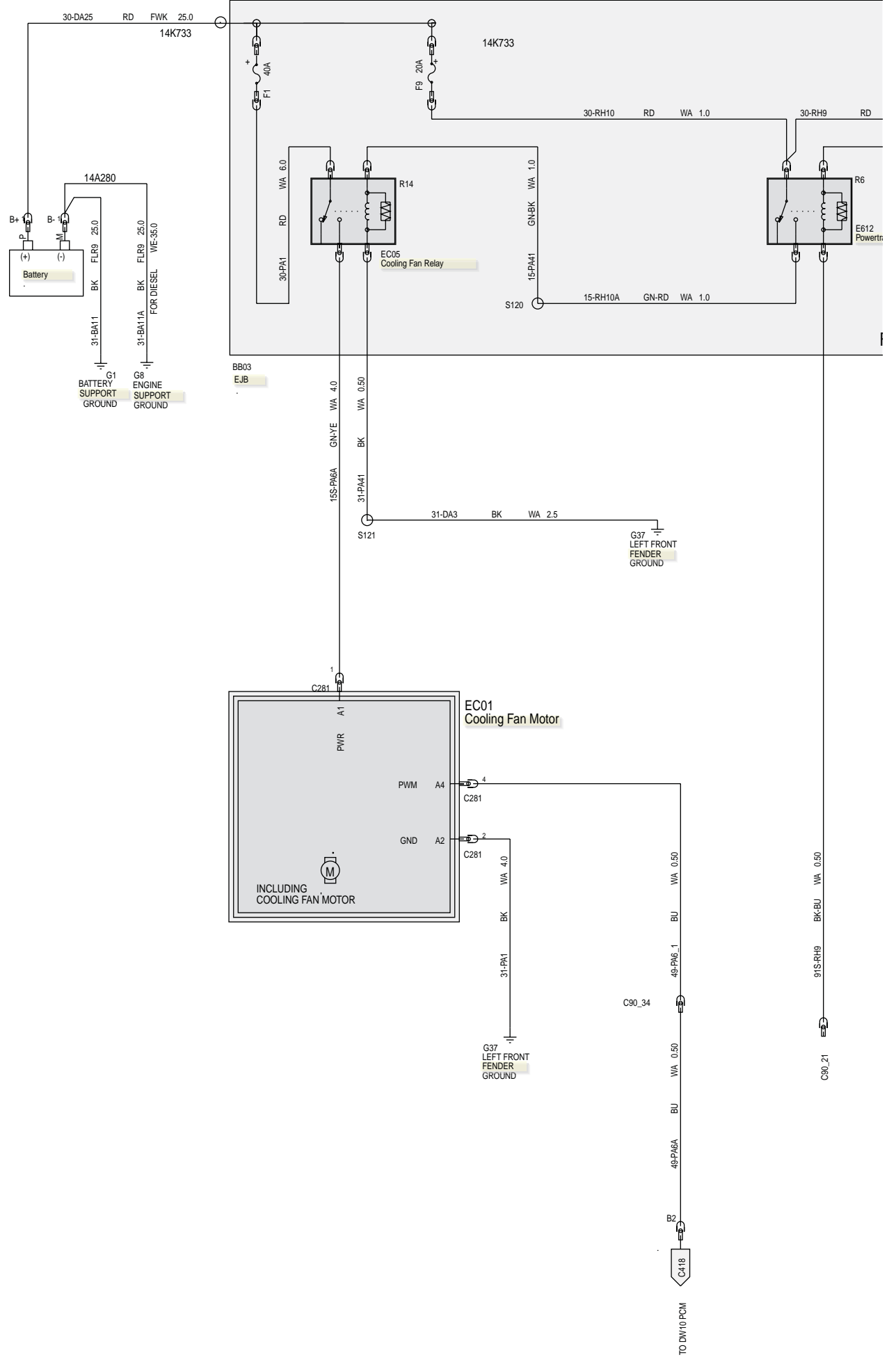
Duratorq-TDCi (100kW/136PS) - DW/2.0L Duratorq-TDCi (103kW/140PS) - DW/2.0L Duratorq-TDCi

(120kW/163PS) - DW, Emission Requirements: Stage V

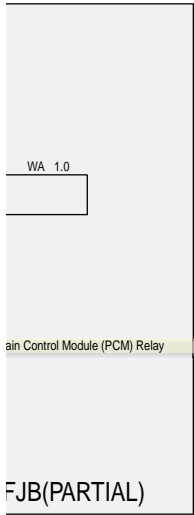
VEHICLE APPLICATION: 2011.0 Kuga

CONTENTS	PAGE
ELECTRICAL SCHEMATICS	
Engine Control — LHD 4WD/LHD FWD.....	303-14C-2
Engine Control — RHD 4WD/RHD FWD.....	303-14C-8
ELECTRICAL CONNECTORS	
Crankshaft Position (CKP) Sensor — D.....	303-14C-14
Diesel Particulate Filter (DPF) Differential Pressure Sensor.....	303-14C-14
Engine Coolant Temperature (ECT) Sensor — D.....	303-14C-14
Engine Oil Pressure (EOP) Switch — C.....	303-14C-14
Fuel Rail Pressure (FRP) Sensor — A.....	303-14C-14
Fuel Rail Temperature Sensor — A.....	303-14C-15
Heated Oxygen Sensor (HO2S).....	303-14C-15
Intake Camshaft Position (CMP) Sensor.....	303-14C-15
Manifold Absolute Pressure and Temperature (MAPT) Sensor — A.....	303-14C-15
Mass Air Flow (MAF) Sensor — C.....	303-14C-15
Powertrain Control Module (PCM) — C.....	303-14C-16
Powertrain Control Module (PCM) — D.....	303-14C-16
Powertrain Control Module (PCM) — E.....	303-14C-17
Pre DPF Exhaust Gas Temperature Sensor.....	303-14C-17
Post DPF Exhaust Gas Temperature Sensor.....	303-14C-17

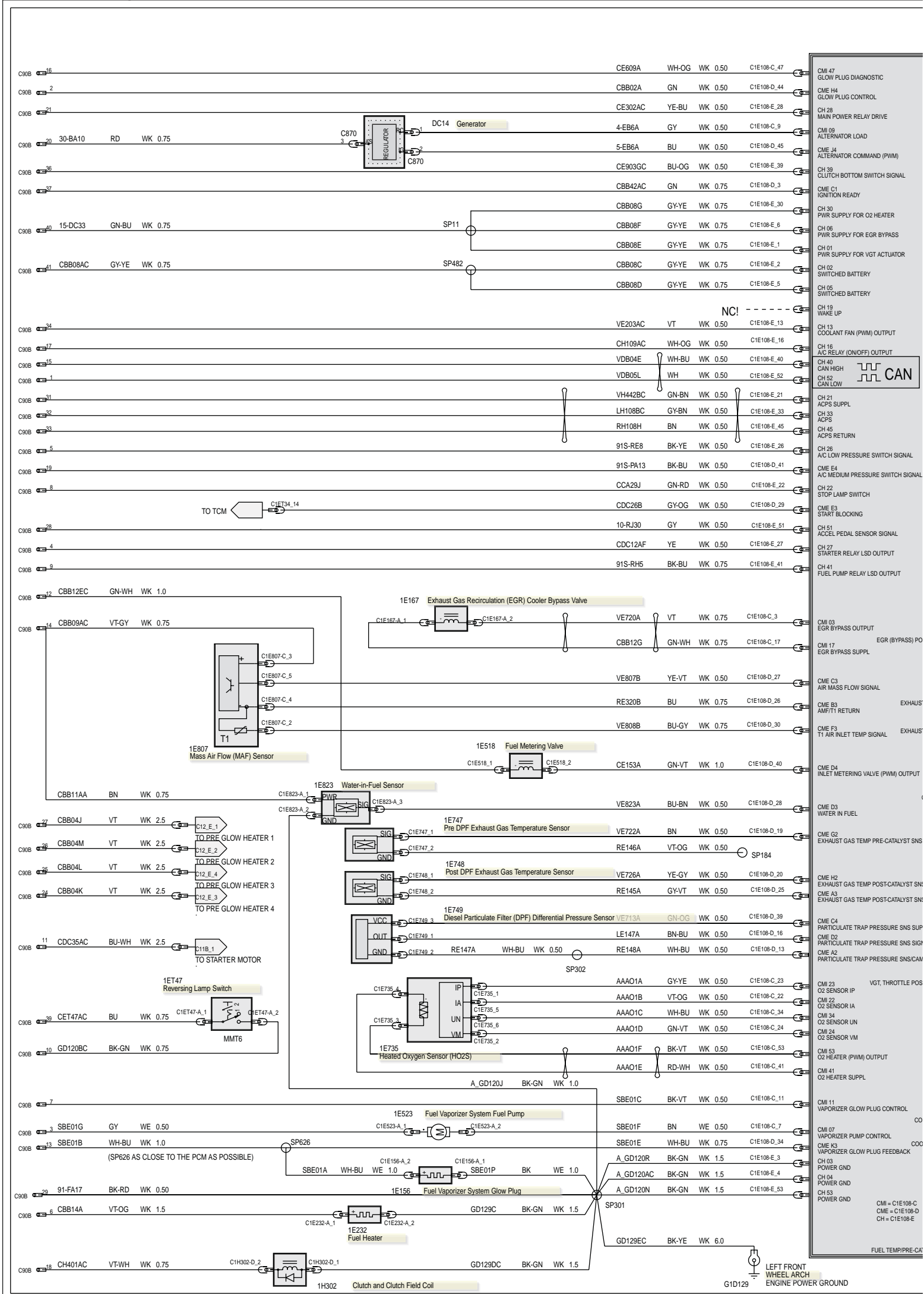
303-14C-2 Engine Control—LHD 4WD/LHD FWD



303-14C-3 Engine Control—LHD 4WD/LHD FWD

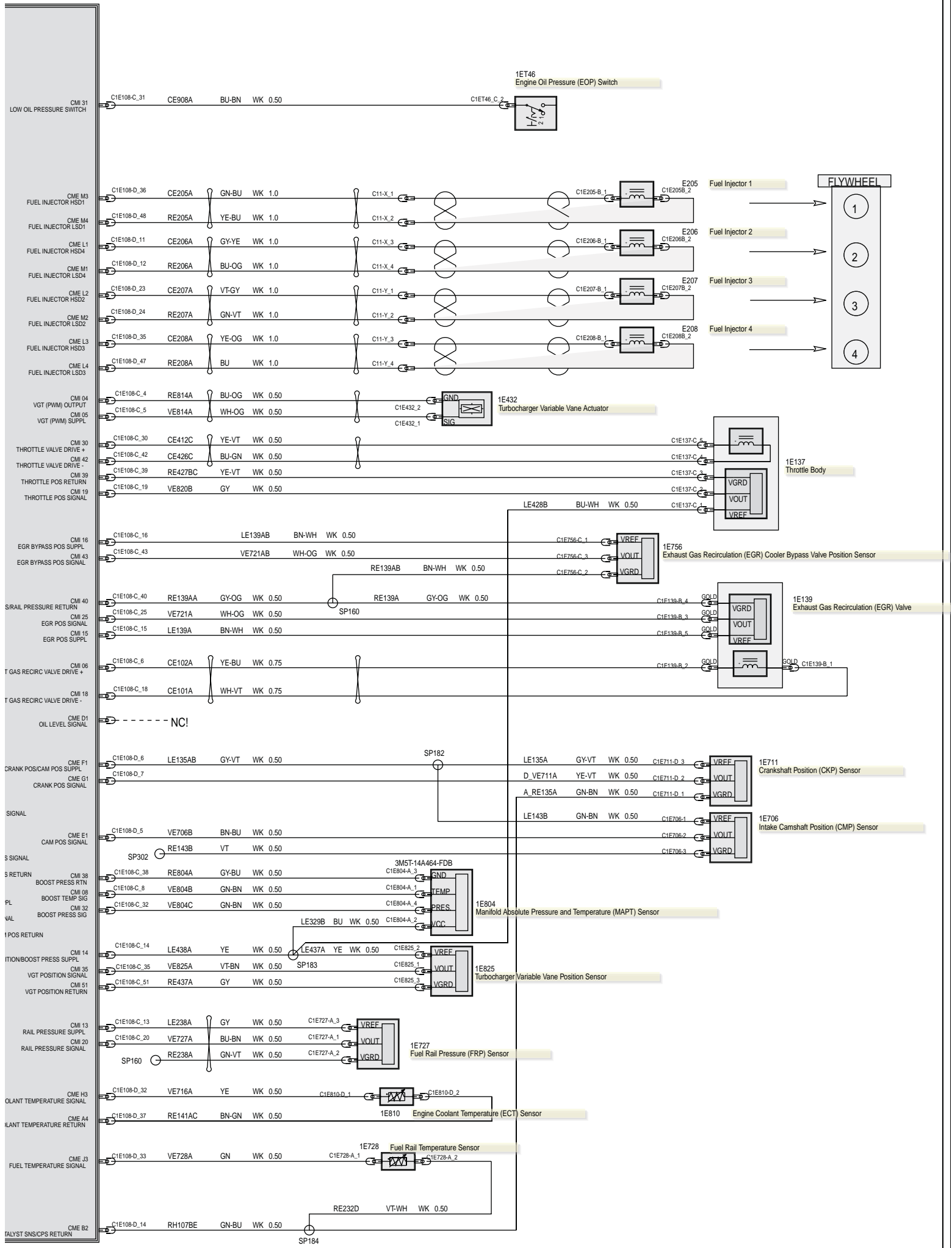


303-14C-4 Engine Control—LHD 4WD/LHD FWD

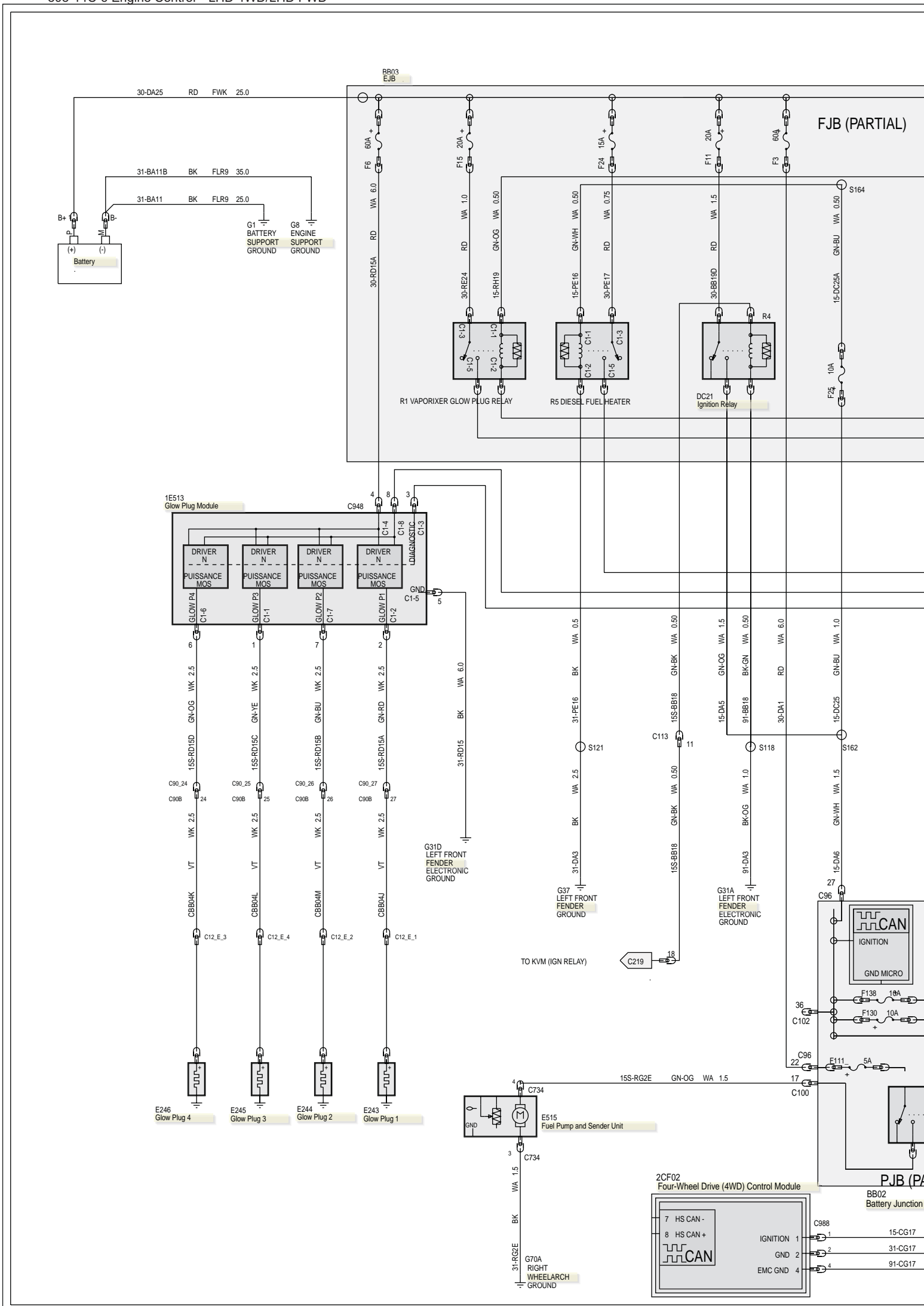


2011.0 Kuga (G1313087)

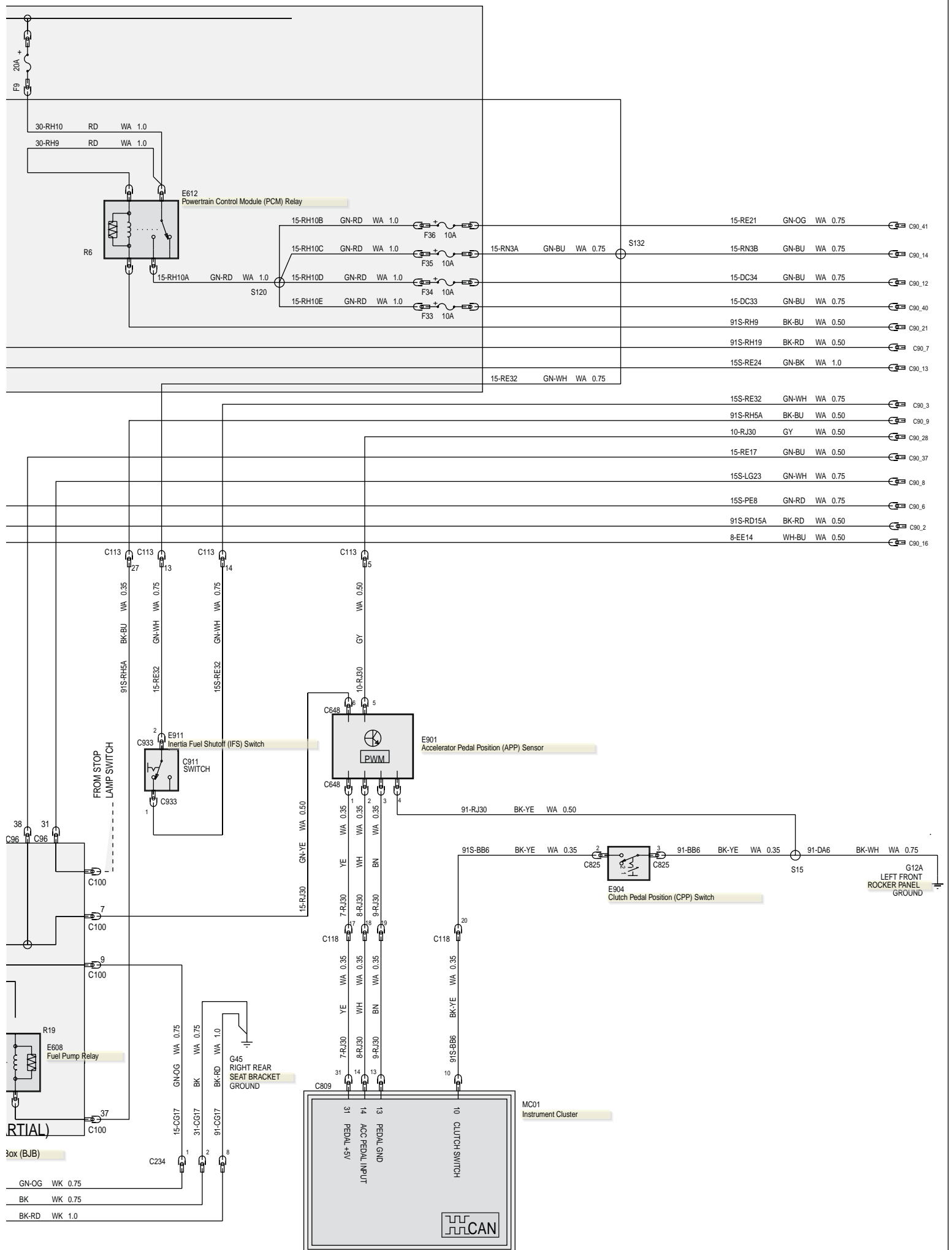
303-14C-5 Engine Control—LHD 4WD/LHD FWD



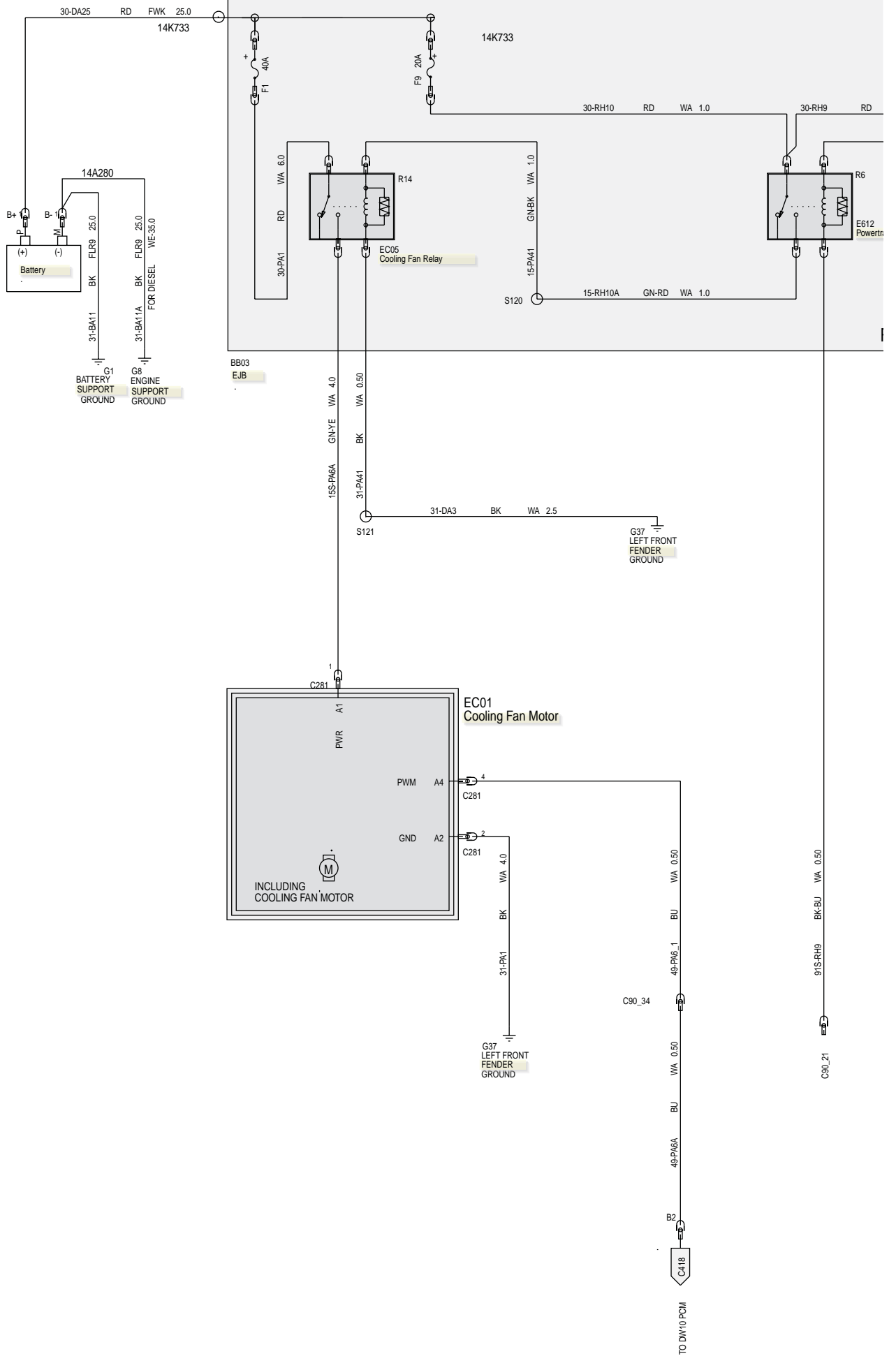
303-14C-6 Engine Control—LHD 4WD/LHD FWD



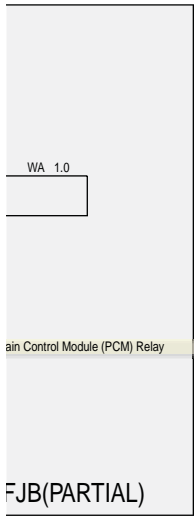
303-14C-7 Engine Control—LHD 4WD/LHD FWD



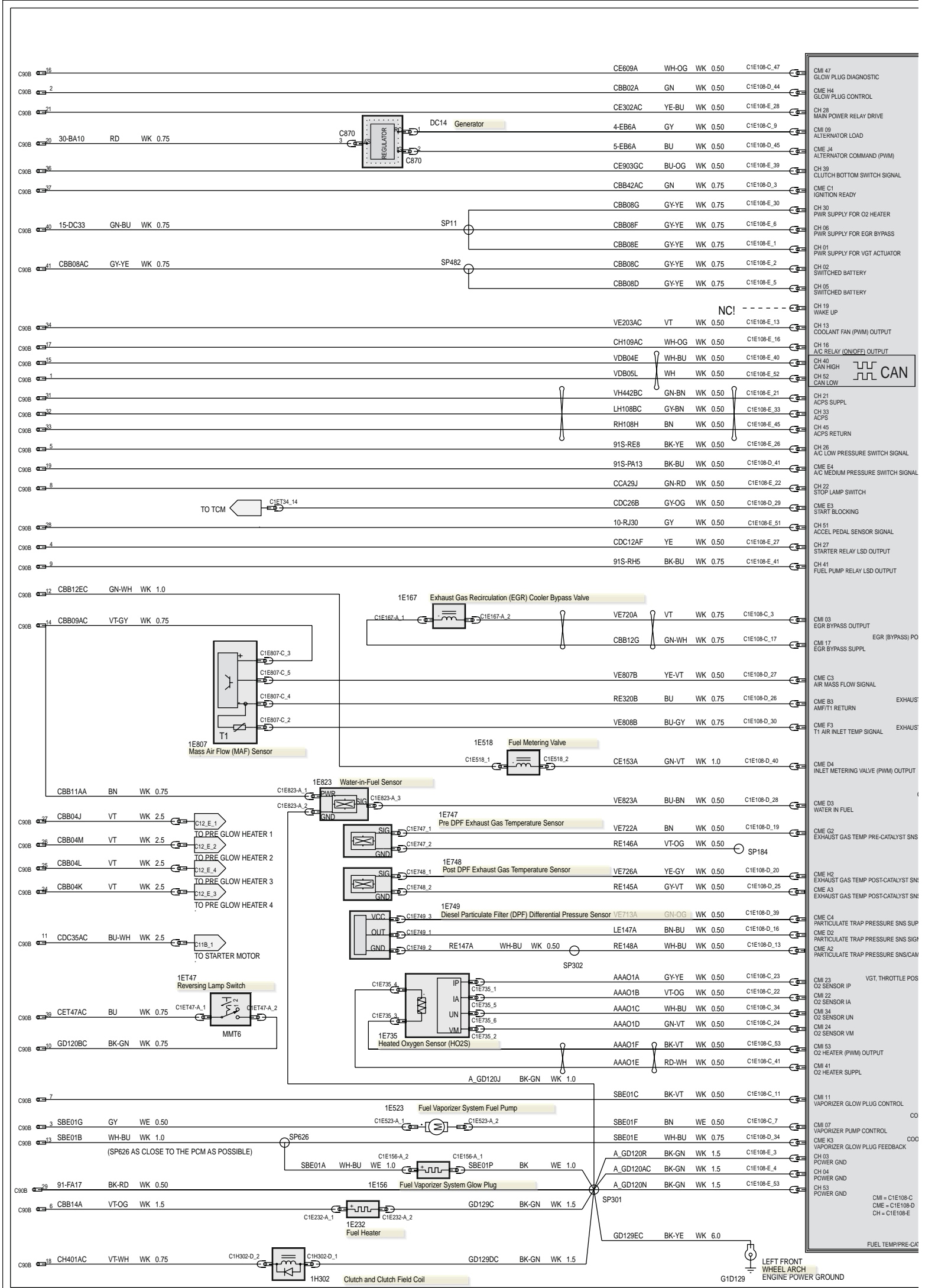
303-14C-8 Engine Control—RHD 4WD/RHD FWD



303-14C-9 Engine Control—RHD 4WD/RHD FWD

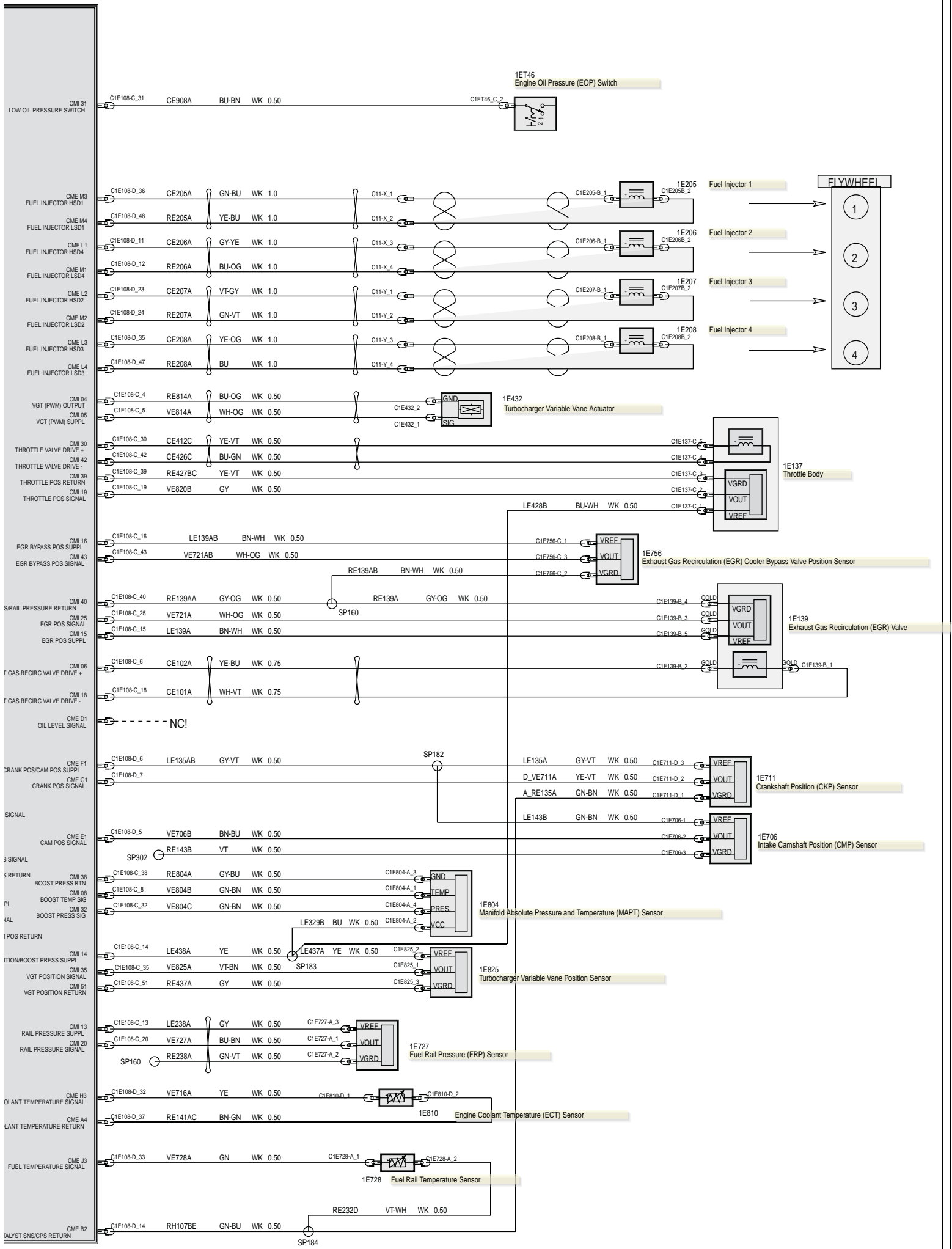


303-14C-10 Engine Control—RHD 4WD/RHD FWD

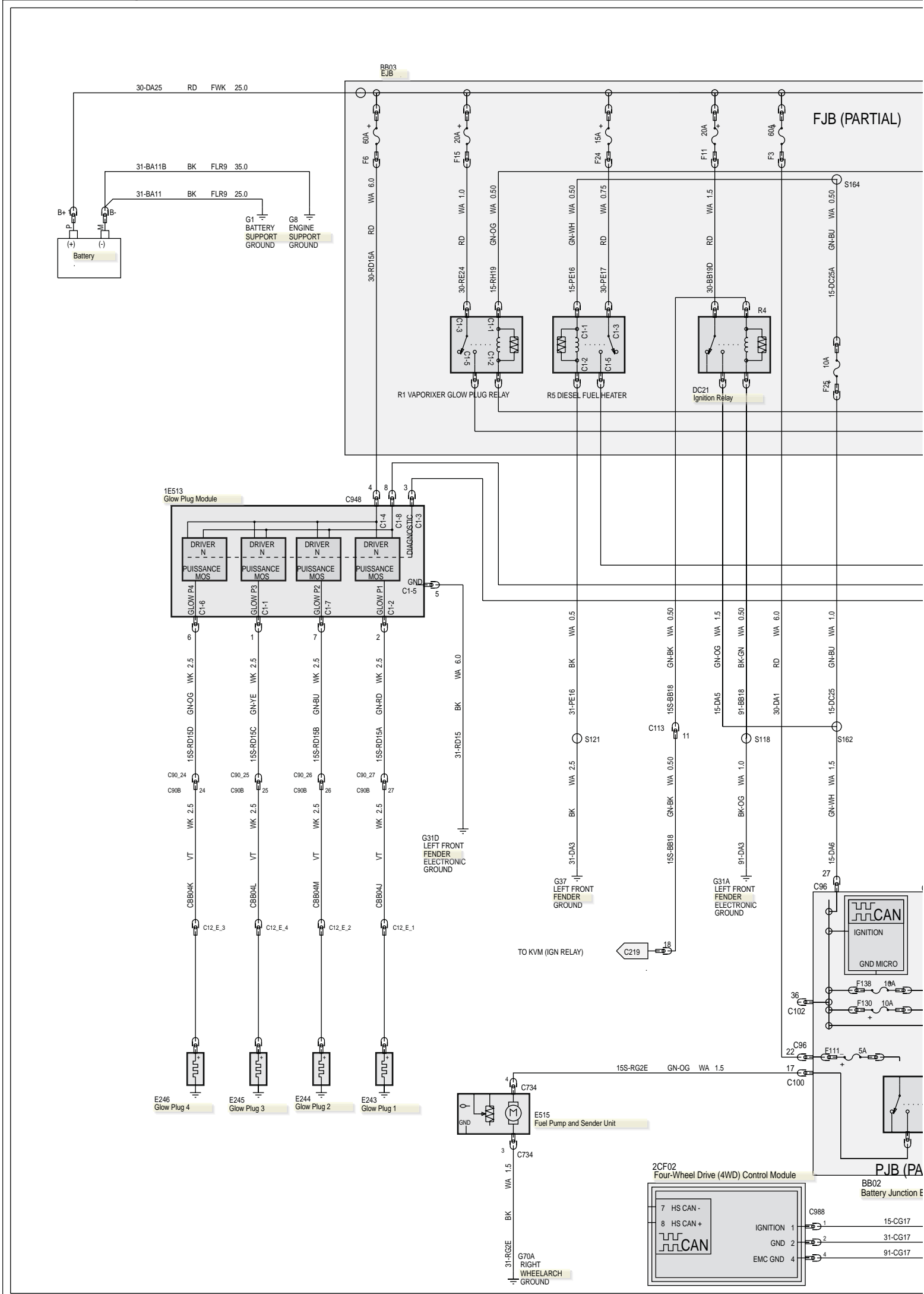


2011.0 Kuga (G1313088)

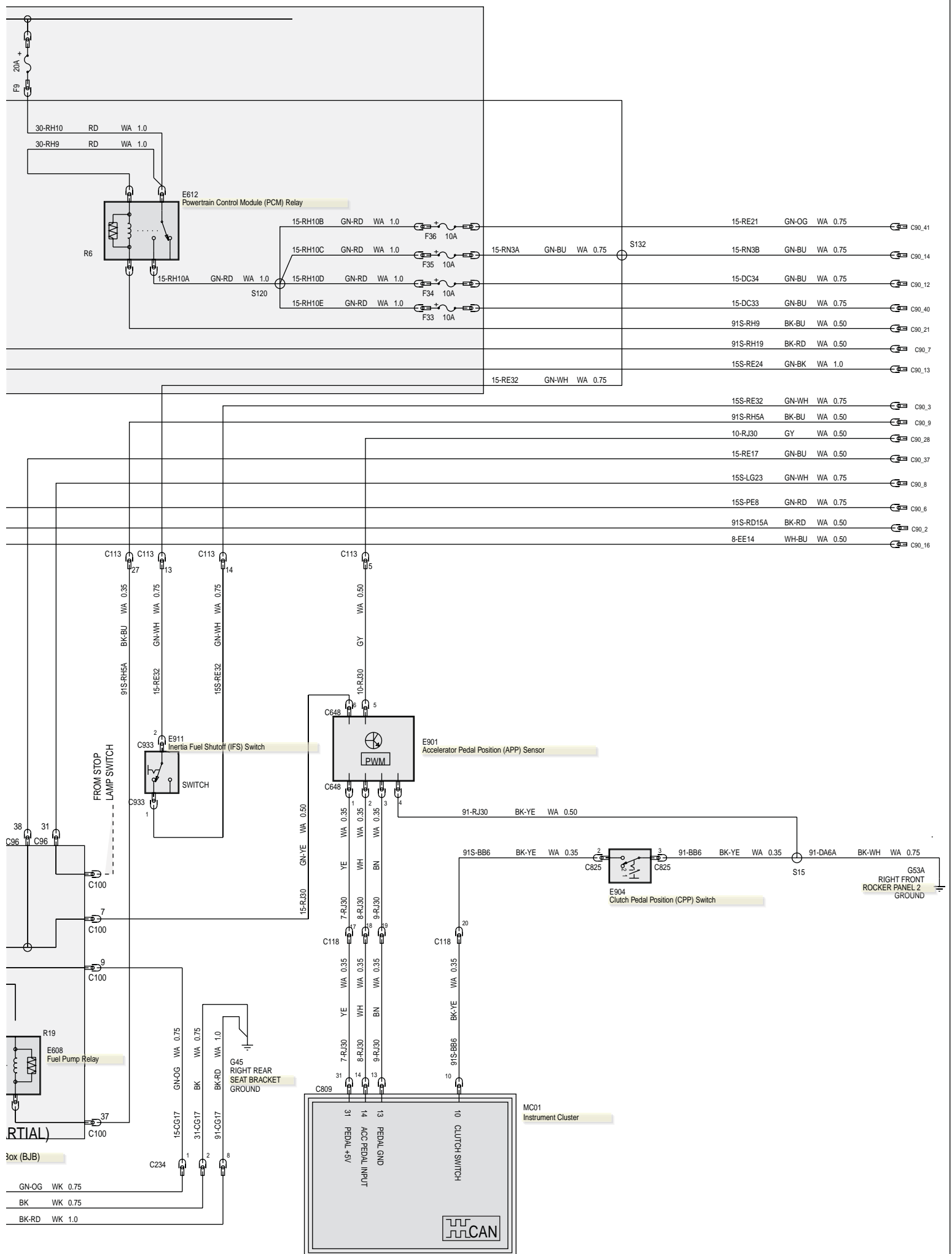
303-14C-11 Engine Control—RHD 4WD/RHD FWD



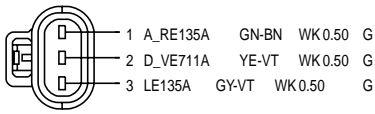
303-14C-12 Engine Control—RHD 4WD/RHD FWD



303-14C-13 Engine Control—RHD 4WD/RHD FWD

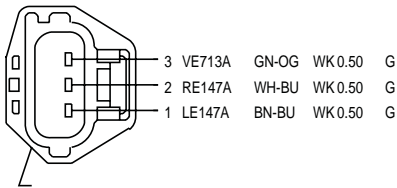


Crankshaft Position (CKP) Sensor—D (G1336726)



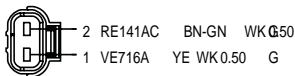
6M5T-14A464-FCA
 C1E711-D
 TO CRANKSHAFT POSITION SENSOR
 HARNESS 12A690

Diesel Particulate Filter (DPF) Differential Pressure Sensor (G1337085)



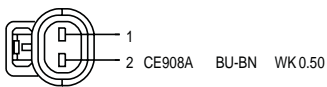
XW4T-14A464-FB
 C1E749
 TO DIFFERENTIAL PRESSURE SENSOR
 HARNESS 12A690

Engine Coolant Temperature (ECT) Sensor—D (G1336729)



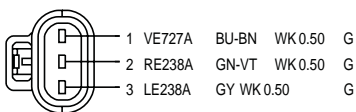
6M5T-14A464-FBA
 C1E810-D
 TO ENGINE COOLANT TEMP SENSOR
 HARNESS 12A690

Engine Oil Pressure (EOP) Switch—C (G1336725)



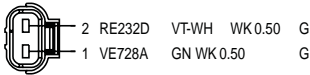
6M5T-14A464-HBA
 C1ET46-C
 TO OIL PRESSURE SWITCH
 HARNESS 12A690

Fuel Rail Pressure (FRP) Sensor—A (G1336731)



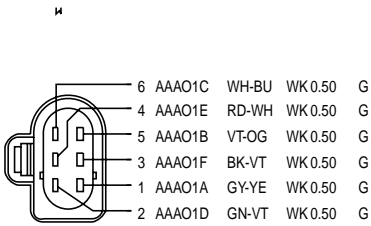
6M5T-14A464-CCA
 C1E727-A
 TO FUEL RAIL PRESSURE SENSOR
 HARNESS 12A690

Fuel Rail Temperature Sensor—A (G1336730)



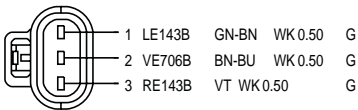
6M5T-14A464-FBA
 C1E728-A
 TO FUEL TEMP SENSOR
 HARNESS 12A690

Heated Oxygen Sensor (HO2S) (G1337084)



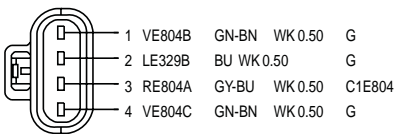
6G9T-14A464-XDA
 C1E735
 TO HEATED OXYGEN SENSOR
 HARNESS 12A690

Intake Camshaft Position (CMP) Sensor (G1336727)



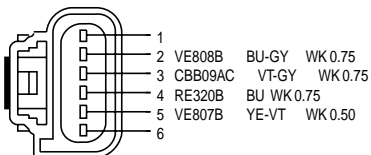
6M5T-14A464-HCA
 C1E706
 TO CAMSHAFT POSITION SENSOR
 HARNESS 12A690

Manifold Absolute Pressure and Temperature (MAPT) Sensor—A (G1336728)



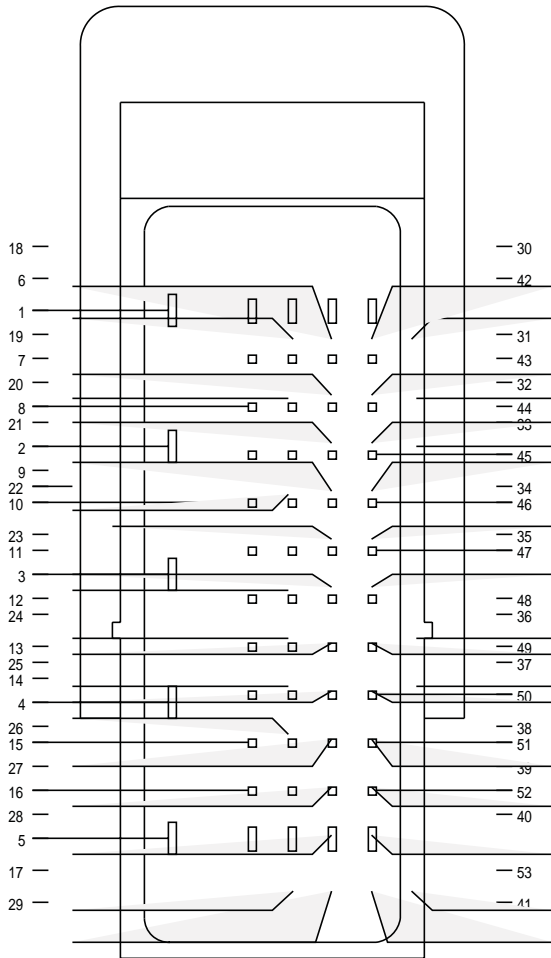
3M5T-14A464-FDB
 C1E804-A
 TO T-MAP SENSOR
 HARNESS 12A690

Mass Air Flow (MAF) Sensor—C (G1336732)




3W4T-14A464-VA(XXX)
 C1E807-C
 TO MASS AIR FLOW SENSOR
 HARNESS 12A690

Powertrain Control Module (PCM)—C (G1330920)




AV6N-14A464-BA(099)
 C1E108-C
 TO ECM DW10C CONNECTOR C
 HARNESS 12A690

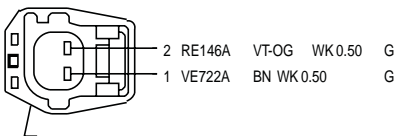
Powertrain Control Module (PCM)—D (G1330921)



Powertrain Control Module (PCM)—E (G1330922)

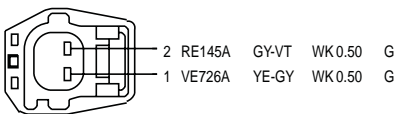


Pre DPF Exhaust Gas Temperature Sensor (G1343274)



XW4T-14A464-AJB
 C1E747
 TO EGT UPSTREAM SENSOR
 HARNESS 12A690

Post DPF Exhaust Gas Temperature Sensor (G1343275)



XW4T-14A464-AHB
 C1E748
 TO EGT DOWNSTREAM SENSOR
 HARNESS 12A690



SECTION 307-01A Automatic Transmission/Transaxle

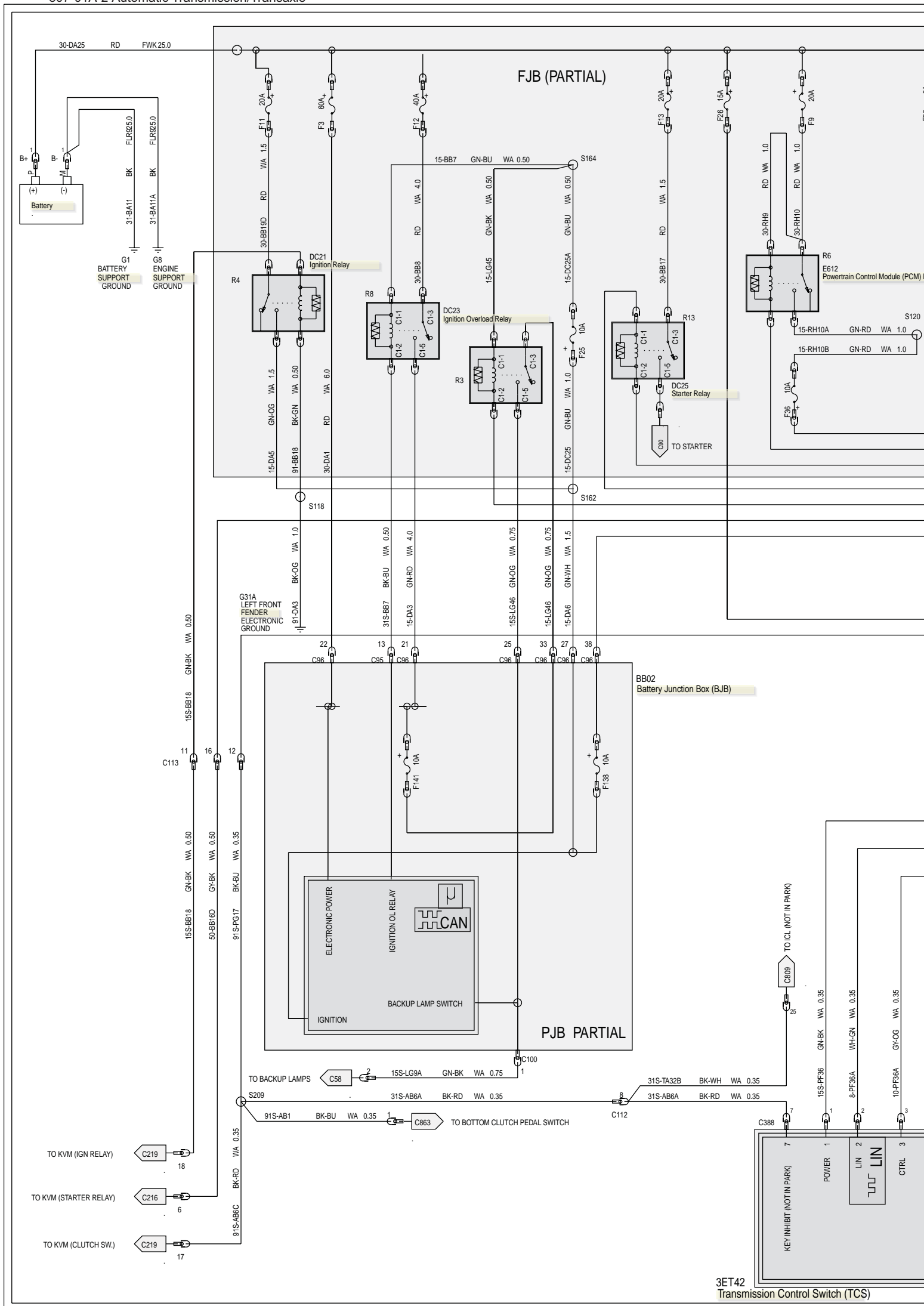
— Vehicles With: 5-Speed Automatic Transaxle - AW55 AWD

VEHICLE APPLICATION: 2011.0 Kuga

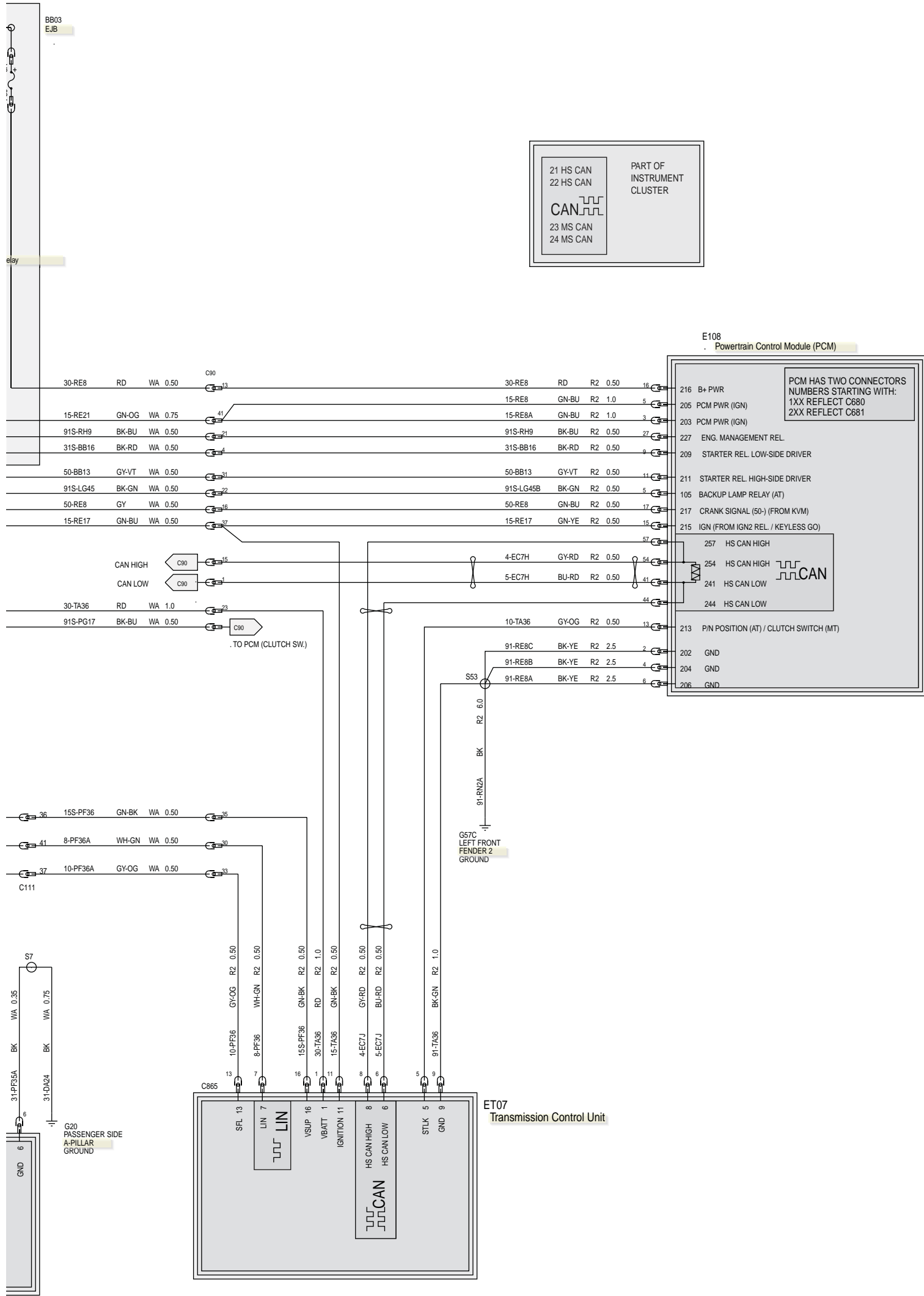
CONTENTS	PAGE
ELECTRICAL SCHEMATICS	
Automatic Transmission/Transaxle.....	307-01A-2
ELECTRICAL CONNECTORS	
Transmission Control Unit.....	307-01A-4



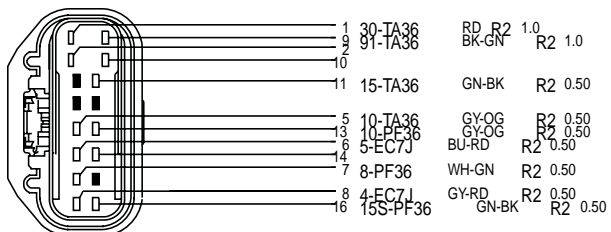
307-01A-2 Automatic Transmission/Transaxle



307-01A-3 Automatic Transmission/Transaxle



Transmission Control Unit (G1236026)



6M5T-14A464-UNA

C865

TO TRANSMISSION CONTROL MODULE (TCM)

HARNESS 12A690



SECTION 307-01B Automatic Transmission/Transaxle

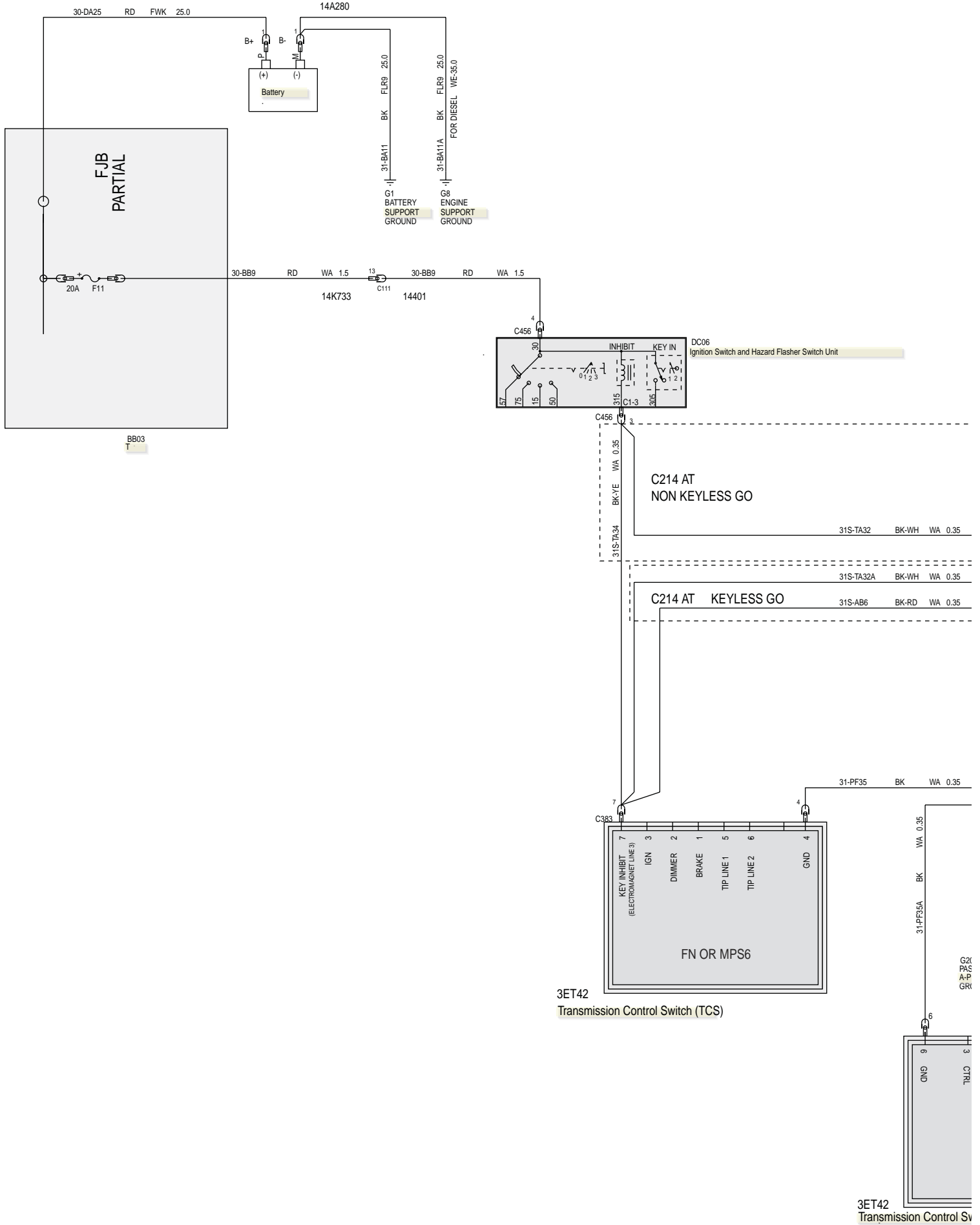
— Vehicles With: 6-Speed Automatic Transaxle - 6DCT450, LHD 4WD/RHD 4WD

VEHICLE APPLICATION: 2011.0 Kuga

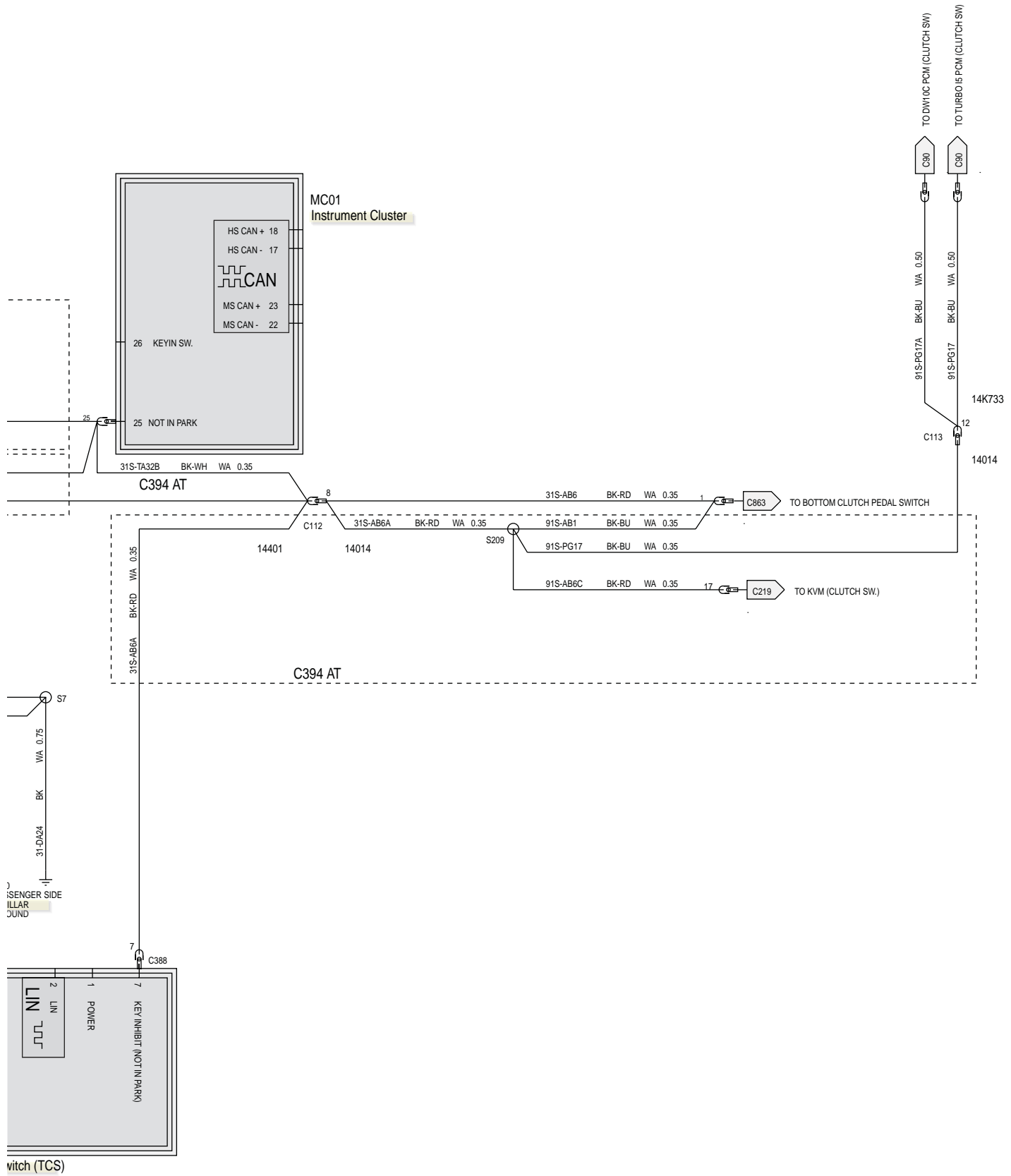
CONTENTS	PAGE
ELECTRICAL SCHEMATICS	
Automatic Transmission/Transaxle.....	307-01B-2
ELECTRICAL CONNECTORS	
Transmission Control Unit.....	307-01B-8



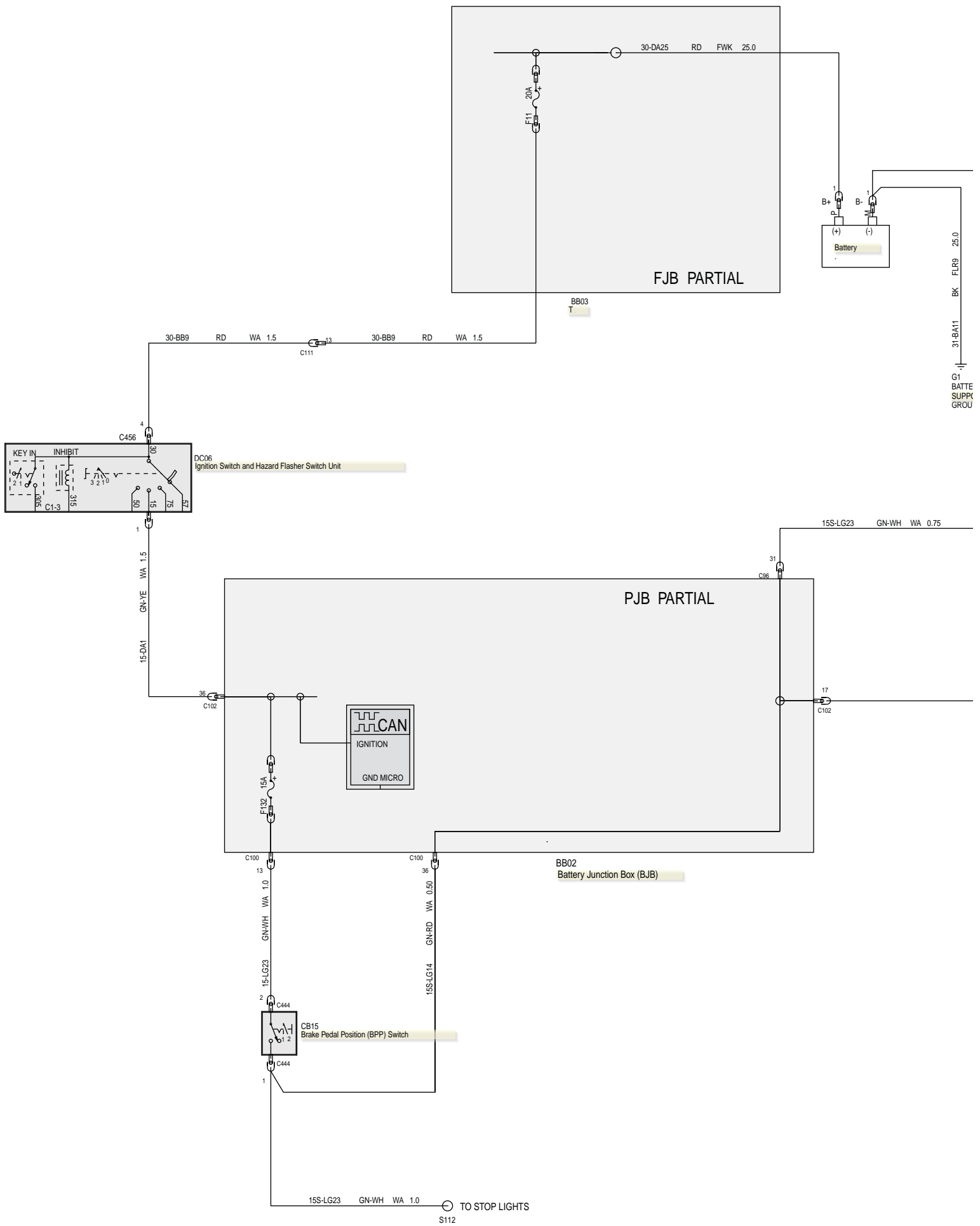
307-01B-2 Automatic Transmission/Transaxle



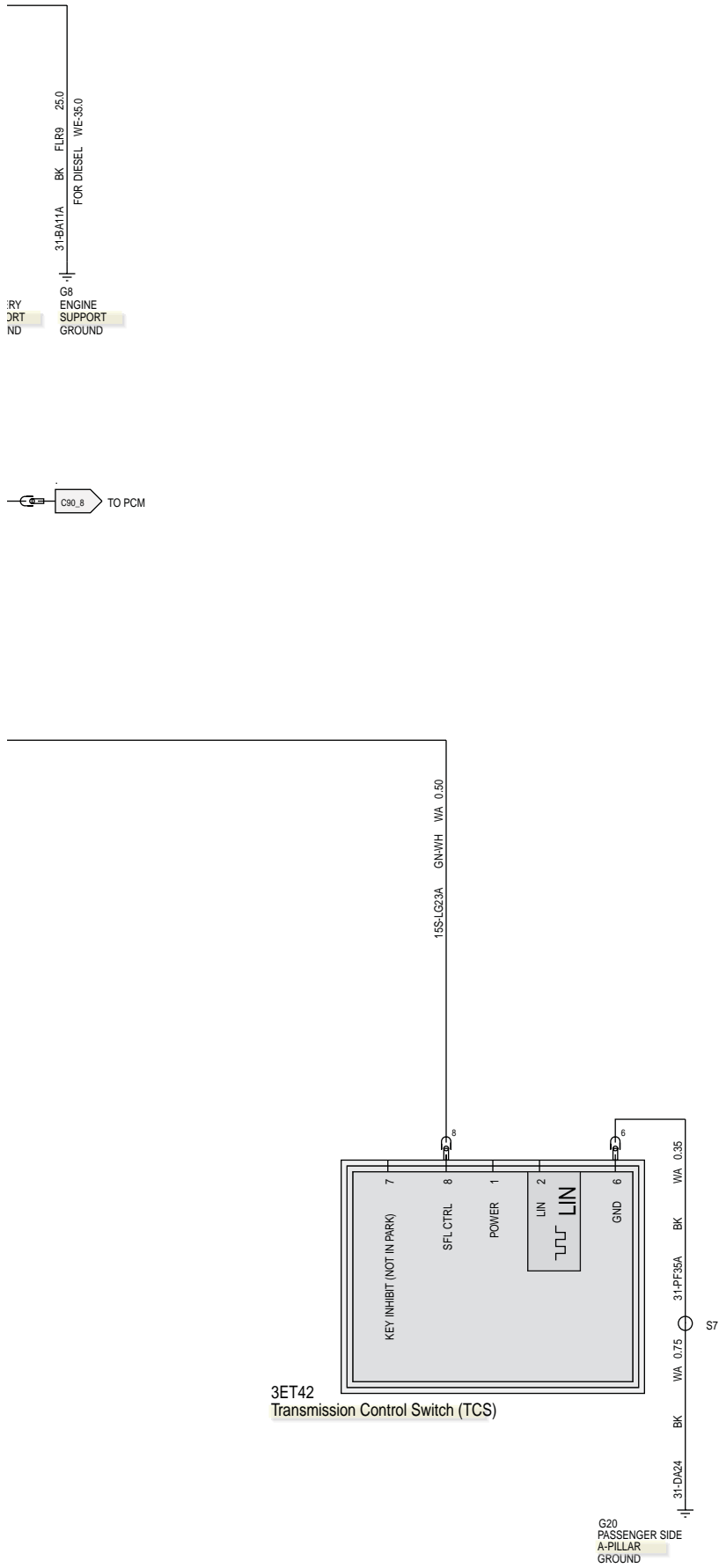
307-01B-3 Automatic Transmission/Transaxle



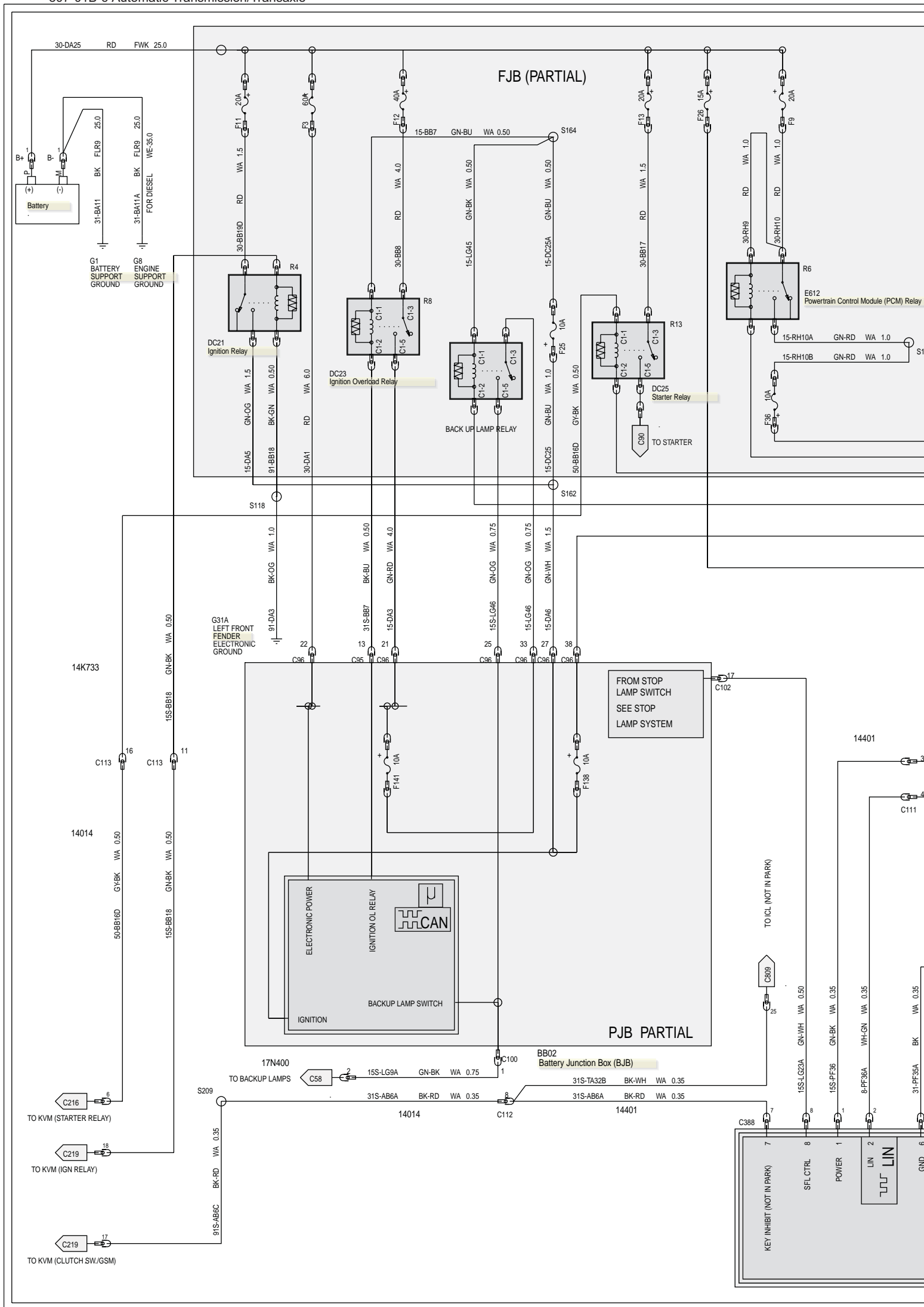
307-01B-4 Automatic Transmission/Transaxle



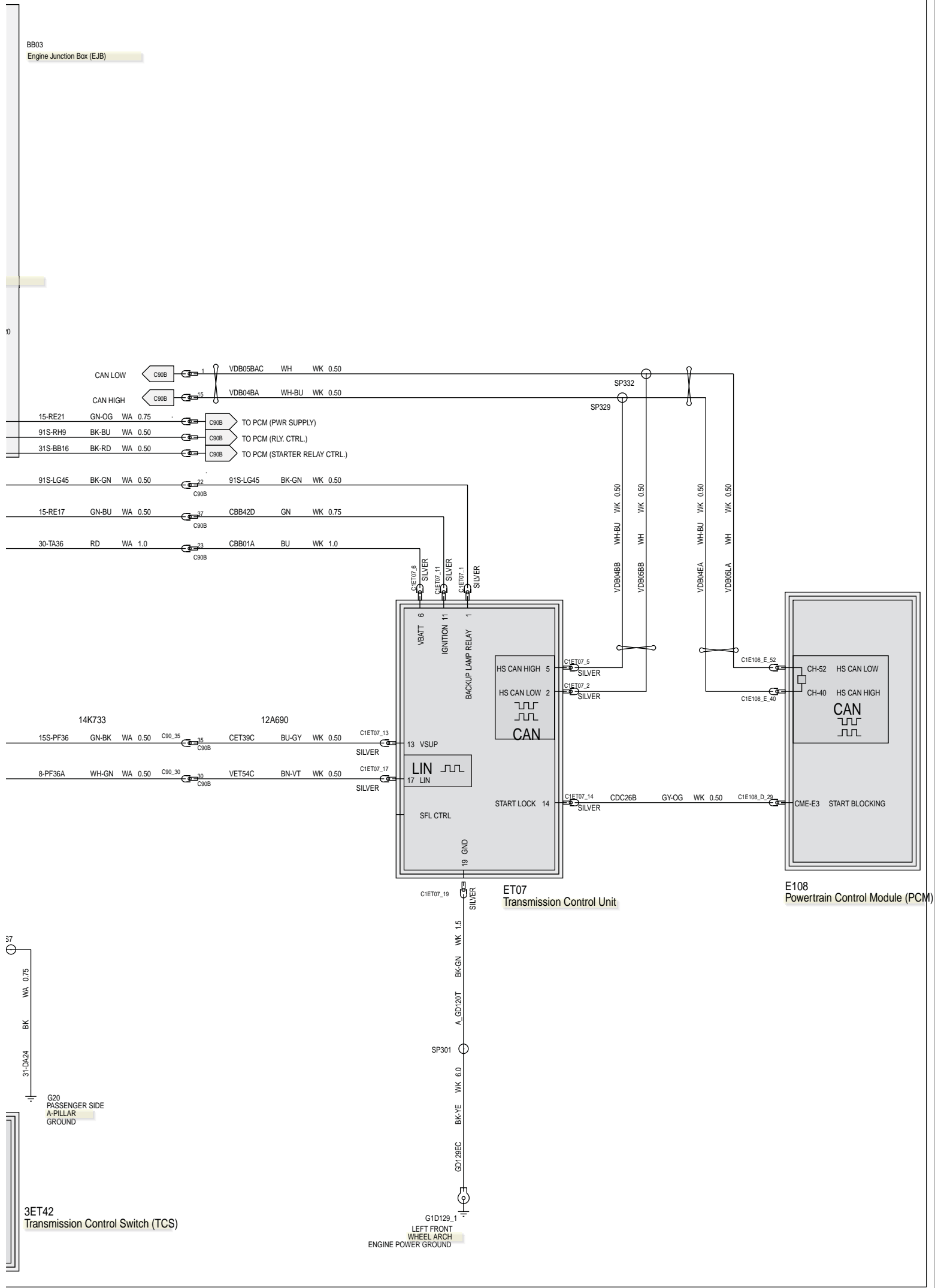
307-01B-5 Automatic Transmission/Transaxle



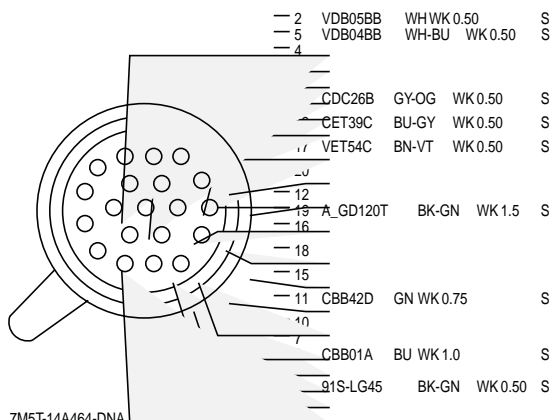
307-01B-6 Automatic Transmission/Transaxle



307-01B-7 Automatic Transmission/Transaxle



Transmission Control Unit (G1324834)



7M5T-14A464-DNA
 C1ET07
 TO TRANSMISSION CONTROL MODULE 6DCT450
 HARNESS 12A690

SECTION 307-05 Automatic Transmission/Transaxle External Controls

VEHICLE APPLICATION: 2011.0 Kuga

CONTENTS PAGE

ELECTRICAL CONNECTORS

Selector Lever Assembly.....	307-05-2
Transmission Control Switch (TCS).....	307-05-2
Transmission Control Switch (TCS).....	307-05-2

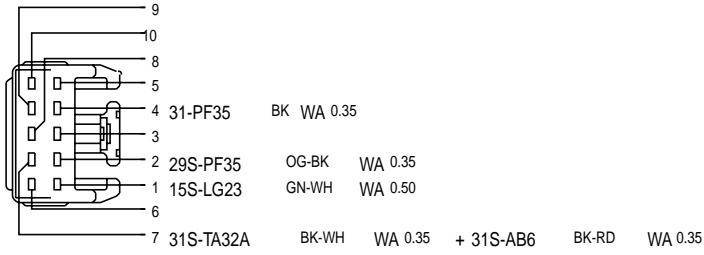
Automatic Transmission/Transaxle External Controls

307-05-2

307-05-2

Selector Lever Assembly (G1234434)


PIN 7 => 31S-AB6 BK-RD 0.35 WA + 31S-TA32A BK-WH 0.35 WA
 PIN 7 => 31S-TA34 BK-YE 0.35 WA + 31S-AB6 BK-RD 0.35 WA



4S7T-14489-VJA
 C383
 TO GEAR SHIFT MODULE
 HARNESS 14401

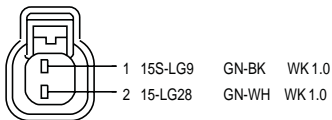
Transmission Control Switch (TCS) (G1234435)

PIN 3 => AW55
 PIN 8 => 6DCT450



6W8T-14489-AFA
 C388
 TO GEAR SHIFT MODULE AW55/6DCT450
 HARNESS 14401

Transmission Control Switch (TCS) (G1234437)



XR3T-14A464-AA
 C866
 TO TRANSMISSION SWITCH HC
 HARNESS 12A690



SECTION 308-07 Four-Wheel Drive Systems

VEHICLE APPLICATION: 2011.0 Kuga

CONTENTS PAGE

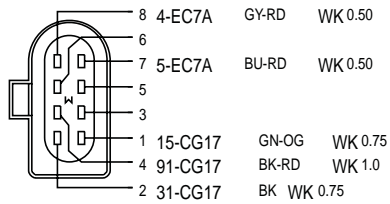
ELECTRICAL CONNECTORS

Four-Wheel Drive (4WD) Control Module..... 308-07-2





Four-Wheel Drive (4WD) Control Module (G1234440)



2M5T-14A464-ZHA

C988

TO AWD MODULE

HARNESS 2B325





SECTION 309-00 Exhaust System — 2.0L Duratorq-TDCi (DW) Diesel

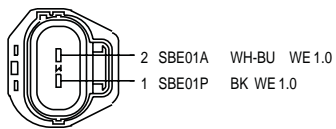
VEHICLE APPLICATION: 2011.0 Kuga

CONTENTS	PAGE
ELECTRICAL CONNECTORS	
Fuel Vaporizer System Glow Plug — A.....	309-00-2
Fuel Vaporizer System Fuel Pump — A.....	309-00-2





Fuel Vaporizer System Glow Plug—A (G1337077)



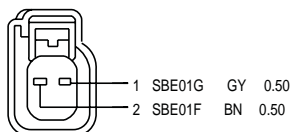
97BG-14A464-VBB

C1E156-A

TO VAPORIZER GLOW PLUG

HARNESS 12A690

Fuel Vaporizer System Fuel Pump—A (G1337078)



AU5T-14A464-PA

C1E523-A

TO VAPORIZER FUEL PUMP

HARNESS 12A690



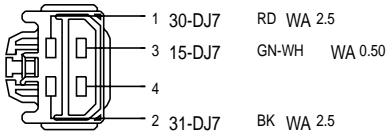
SECTION 310-01 Fuel Tank and Lines

VEHICLE APPLICATION: 2011.0 Kuga

CONTENTS	PAGE
ELECTRICAL CONNECTORS	
Direct Current/Alternating Current (DC/AC) Inverter.....	310-01-2
Fuel Pump and Sender Unit.....	310-01-2
Fuel Pump Relay.....	310-01-2
Inertia Fuel Shutoff (IFS) Switch.....	310-01-3
Water-in-Fuel Sensor.....	310-01-3
Water-in-Fuel Sensor — A.....	310-01-3

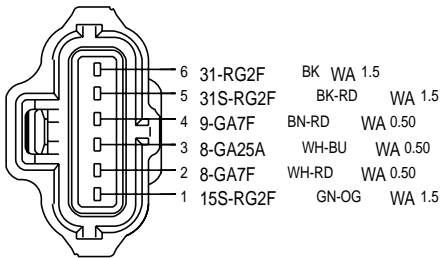


Direct Current/Alternating Current (DC/AC) Inverter (G1234444)




XR8T-14489-EB
C482
TO POWER CONVERTER
HARNESS 15K857

Fuel Pump and Sender Unit (G1246104)



8V4T-14A464-DFA
C736
TO FUEL PUMP I5
HARNESS 14014

Fuel Pump Relay (G1313039)



Inertia Fuel Shutoff (IFS) Switch (G1234445)



E8AB-14489-AA

C933

TO INERTIA FUEL SHUT-OFF SWITCH

HARNESS 14401

Water-in-Fuel Sensor (G1234446)



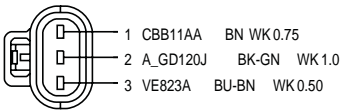
3M5T-14A464-FCA

C778

TO WATER IN FUEL

HARNESS 12A690

Water-in-Fuel Sensor—A (G1337087)



6M5T-14A464-FCA

C1E823-A

TO WATER IN FUEL

HARNESS 12A690



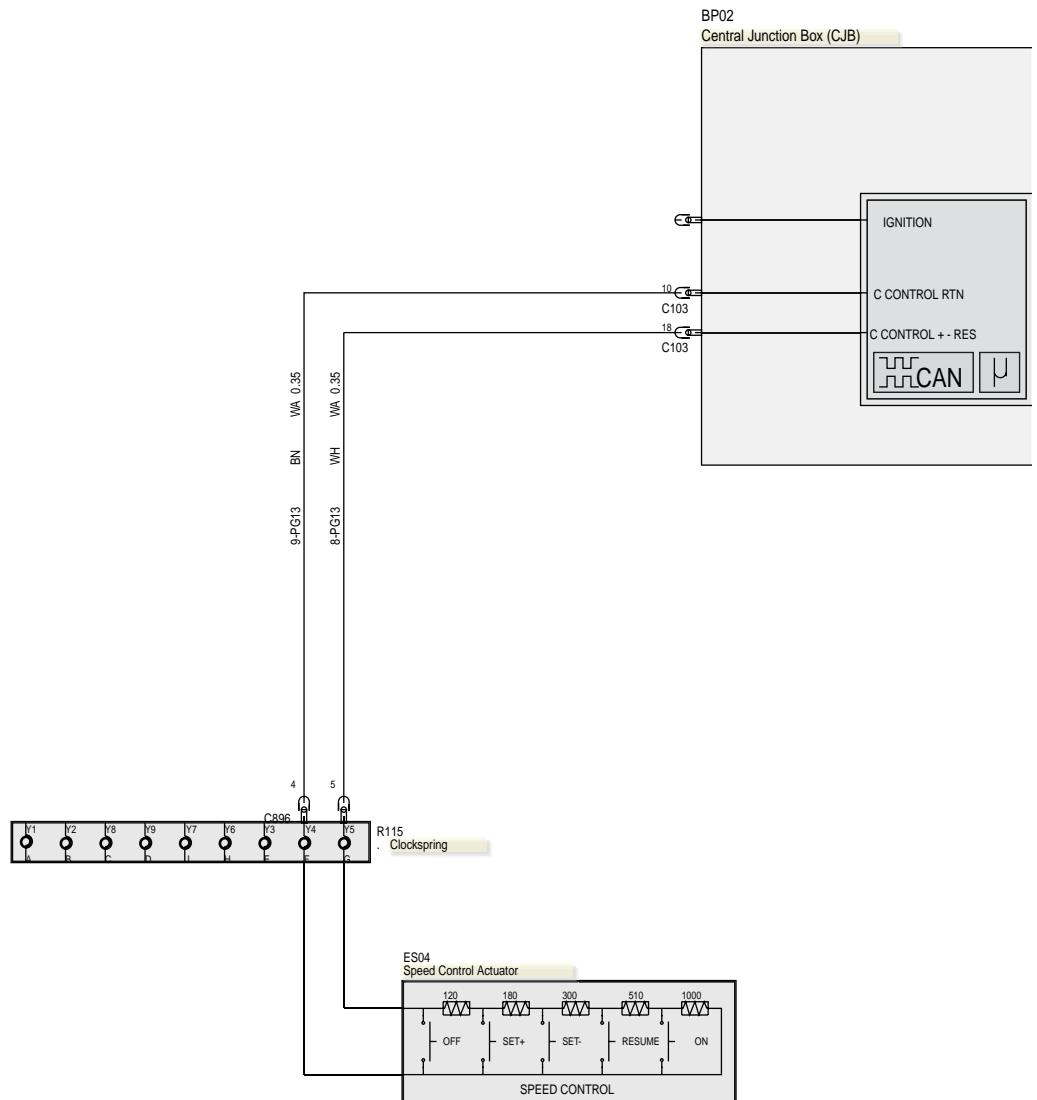
SECTION 310-03 Speed Control

VEHICLE APPLICATION: 2011.0 Kuga

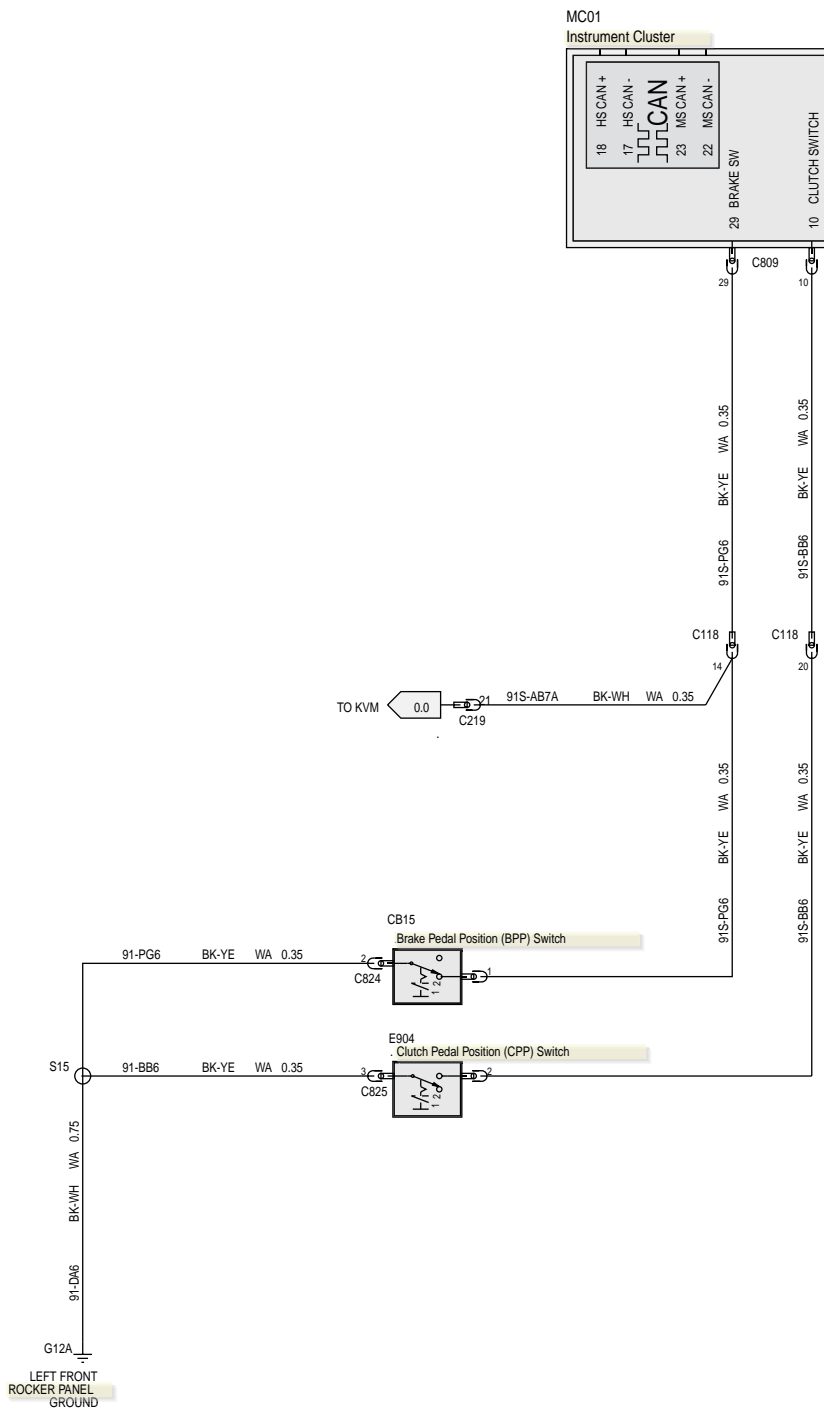
CONTENTS	PAGE
ELECTRICAL SCHEMATICS	
Speed Control — LHD 4WD/LHD FWD.....	310-03-2
Speed Control — RHD 4WD/RHD FWD.....	310-03-4



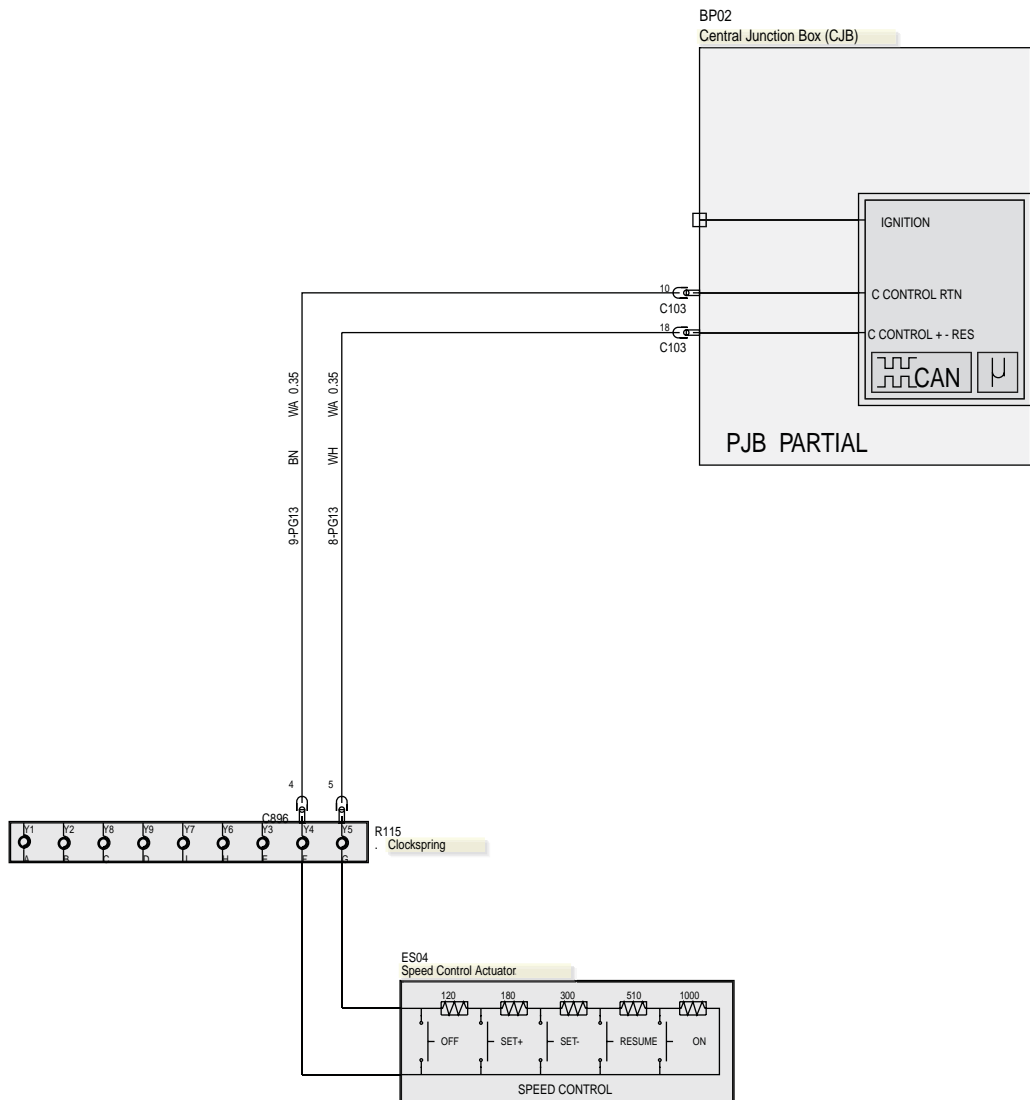
310-03-2 Speed Control—LHD 4WD/LHD FWD



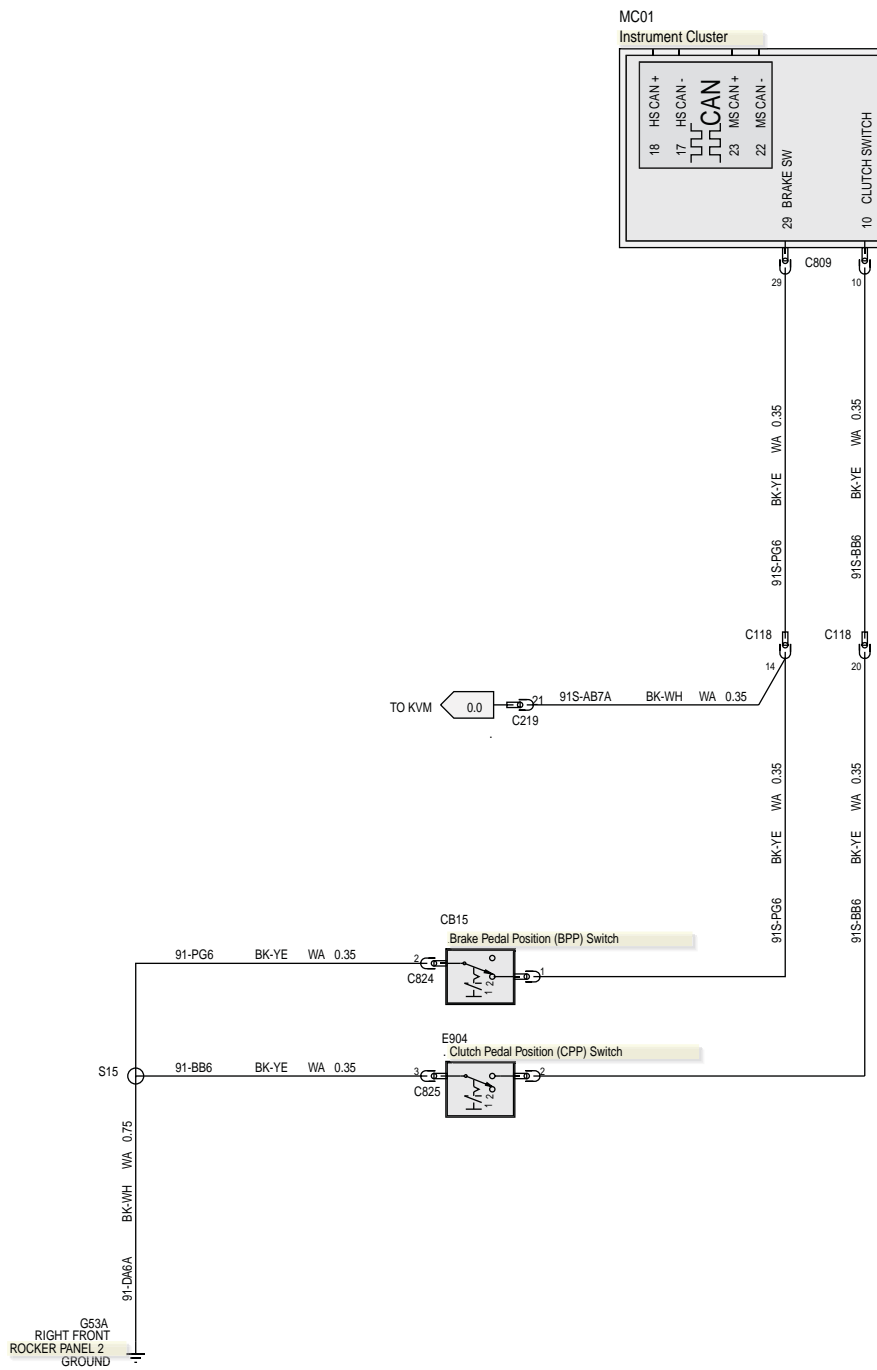
310-03-3 Speed Control—LHD 4WD/LHD FWD



310-03-4 Speed Control—RHD 4WD/RHD FWD



310-03-5 Speed Control—RHD 4WD/RHD FWD



GROUP

4
Electrical

SECTION TITLE	PAGE
Climate Control System	
Climate Control.....	412-01
Auxiliary Climate Control.....	412-02
Instrumentation and Warning Systems	
Instrument Cluster.....	413-01
Horn.....	413-06
Warning Devices.....	413-09
Parking Aid.....	413-13
Battery and Charging System	
Battery, Mounting and Cables.....	414-01
Generator and Regulator.....	414-02
Information and Entertainment Systems	
Information and Entertainment System.....	415-01
Lighting	
Exterior Lighting.....	417-01
Interior Lighting.....	417-02
Daytime Running Lamps (DRL).....	417-04
Electrical Distribution	
Module Communications Network.....	418-00
Electronic Feature Group	
Anti-Theft - Active.....	419-01
Multifunction Electronic Modules.....	419-10

SECTION 412-01 Climate Control

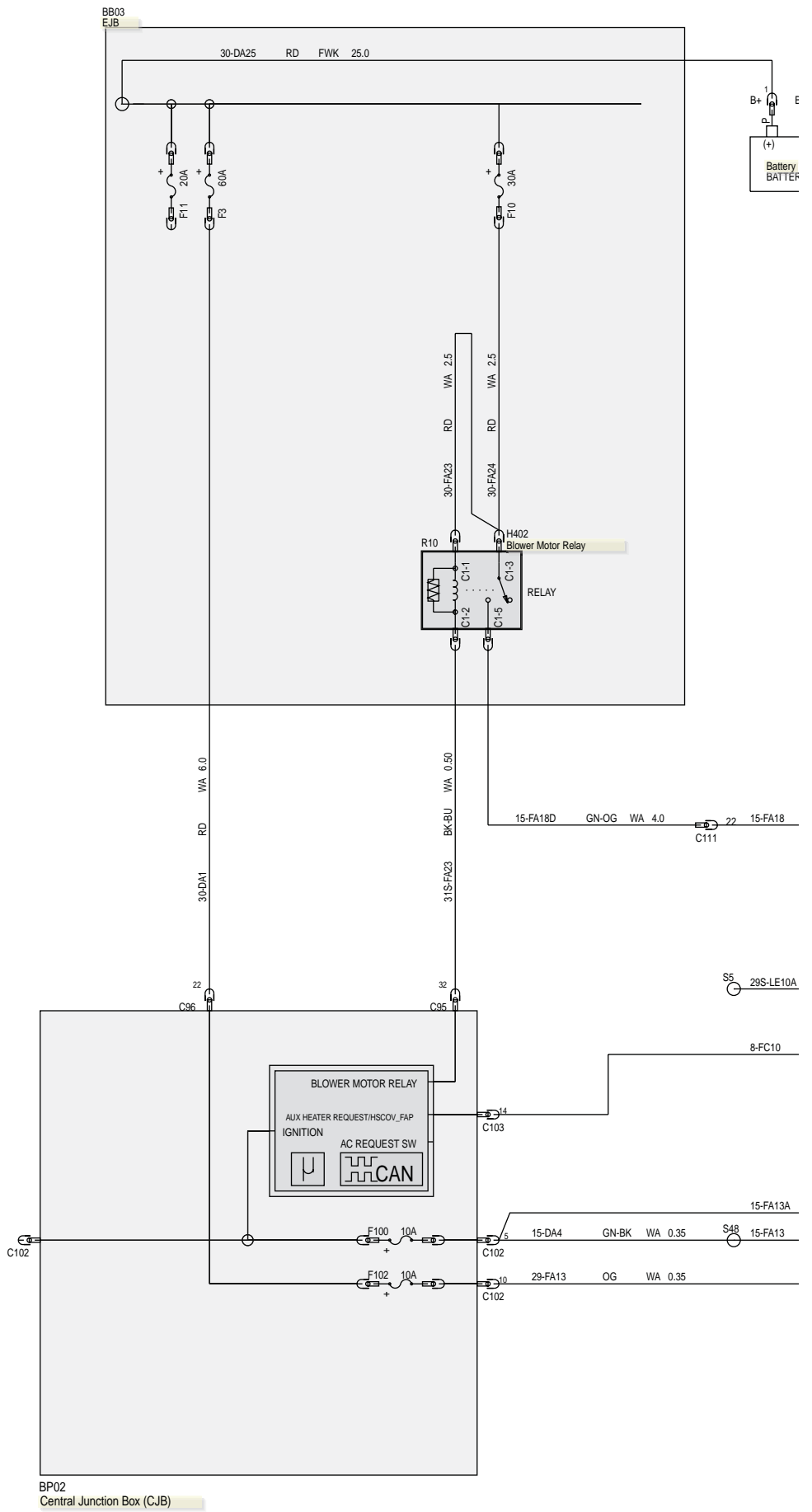
VEHICLE APPLICATION: 2011.0 Kuga

CONTENTS	PAGE
PAGE 1 OF 2	
ELECTRICAL SCHEMATICS	
Climate Control — LHD 4WD/LHD FWD, Vehicles Without: Air Conditioning.....	412-01-3
Climate Control — RHD 4WD/RHD FWD, Vehicles Without: Air Conditioning.....	412-01-5
Climate Control — 2.5L Duratec (147kW/200PS) - VI5, LHD 4WD, Vehicles With: Manual Temperature Control.....	412-01-7
Climate Control — 2.5L Duratec (147kW/200PS) - VI5, LHD 4WD, Vehicles With: Automatic Temperature Control.....	412-01-9
Climate Control — 2.0L Duratorq-TDCi (100kW/136PS) - DW, LHD 4WD/LHD FWD, Vehicles With: Manual Temperature Control.....	412-01-11
Climate Control — 2.0L Duratorq-TDCi (100kW/136PS) - DW/2.0L Duratorq-TDCi (103kW/140PS) - DW/2.0L Duratorq-TDCi (120kW/163PS) - DW, LHD 4WD/LHD FWD, Emission Requirements: Stage V, Vehicles With: Manual Temperature Control.....	412-01-13
Climate Control — 2.0L Duratorq-TDCi (100kW/136PS) - DW/2.0L Duratorq-TDCi (103kW/140PS) - DW/2.0L Duratorq-TDCi (120kW/163PS) - DW, LHD 4WD/LHD FWD, Emission Requirements: Stage V, Vehicles With: Automatic Temperature Control.....	412-01-15
Climate Control — 2.5L Duratec (147kW/200PS) - VI5, RHD 4WD, Vehicles With: Manual Temperature Control.....	412-01-17
Climate Control — 2.5L Duratec (147kW/200PS) - VI5, RHD 4WD, Vehicles With: Automatic Temperature Control.....	412-01-19
Climate Control — 2.0L Duratorq-TDCi (100kW/136PS) - DW, RHD 4WD/RHD FWD, Vehicles With: Automatic Temperature Control.....	412-01-21
Climate Control — 2.0L Duratorq-TDCi (100kW/136PS) - DW/2.0L Duratorq-TDCi (103kW/140PS) - DW/2.0L Duratorq-TDCi (120kW/163PS) - DW, RHD 4WD/RHD FWD, Emission Requirements: Stage V, Vehicles With: Automatic Temperature Control.....	412-01-23
Climate Control — 2.0L Duratorq-TDCi (100kW/136PS) - DW, RHD 4WD/RHD FWD, Vehicles With: Manual Temperature Control.....	412-01-25
Climate Control — 2.0L Duratorq-TDCi (100kW/136PS) - DW/2.0L Duratorq-TDCi (103kW/140PS) - DW/2.0L Duratorq-TDCi (120kW/163PS) - DW, RHD 4WD/RHD FWD, Emission Requirements: Stage V, Vehicles With: Manual Temperature Control.....	412-01-27
ELECTRICAL CONNECTORS	
Air Conditioning (A/C) Clutch Relay.....	412-01-29
Air Conditioning (A/C) Cycling Switch.....	412-01-29
Air Conditioning (A/C) Dual Pressure Switch.....	412-01-29
Air Conditioning (A/C) Pressure Transducer.....	412-01-30
Ambient Air Temperature Sensor.....	412-01-30
Blower Motor.....	412-01-30
Blower Motor.....	412-01-30
Blower Motor Control Module.....	412-01-30
Blower Motor Relay.....	412-01-31
Blower Motor Resistor.....	412-01-31
Center Register Air Discharge Temperature Sensor.....	412-01-31

PAGE 2 OF 2

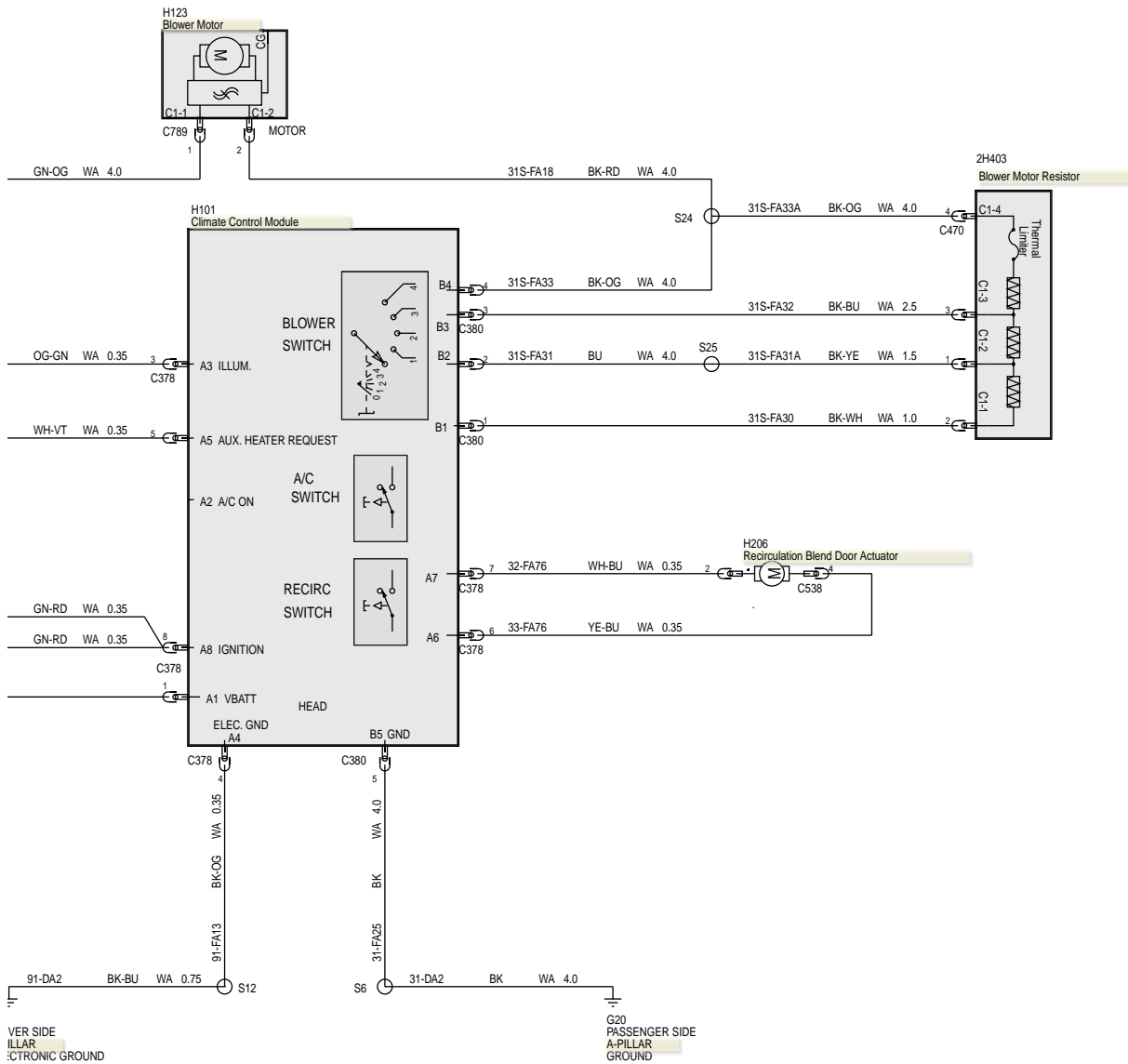
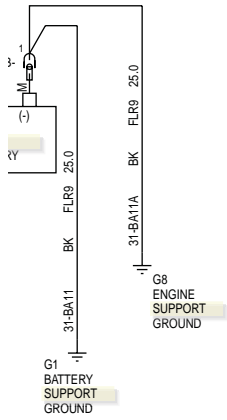
Center Register Air Discharge Temperature Sensor.....	412-01-31
Climate Control Module.....	412-01-32
Climate Control Module.....	412-01-32
Climate Control Module.....	412-01-32
Climate Control Module.....	412-01-33
Clutch and Clutch Field Coil.....	412-01-33
Clutch and Clutch Field Coil.....	412-01-33
Clutch and Clutch Field Coil — D.....	412-01-34
Clutch and Clutch Field Coil — D.....	412-01-34
Defrost Vent/Register Blend Door Actuator.....	412-01-34
Footwell Air Discharge Temperature Sensor.....	412-01-34
Footwell Air Discharge Temperature Sensor.....	412-01-34
Footwell Vent/Duct Blend Door Actuator.....	412-01-35
In-Vehicle Temperature Sensor.....	412-01-35
Recirculation Blend Door Actuator.....	412-01-35
Recirculation Blend Door Actuator.....	412-01-35
Sunload Sensor.....	412-01-36
Temperature Blend Door Actuator LH.....	412-01-36
Temperature Blend Door Actuator RH.....	412-01-36

412-01-3 Climate Control—LHD 4WD/LHD FWD, Vehicles Without: Air Conditioning

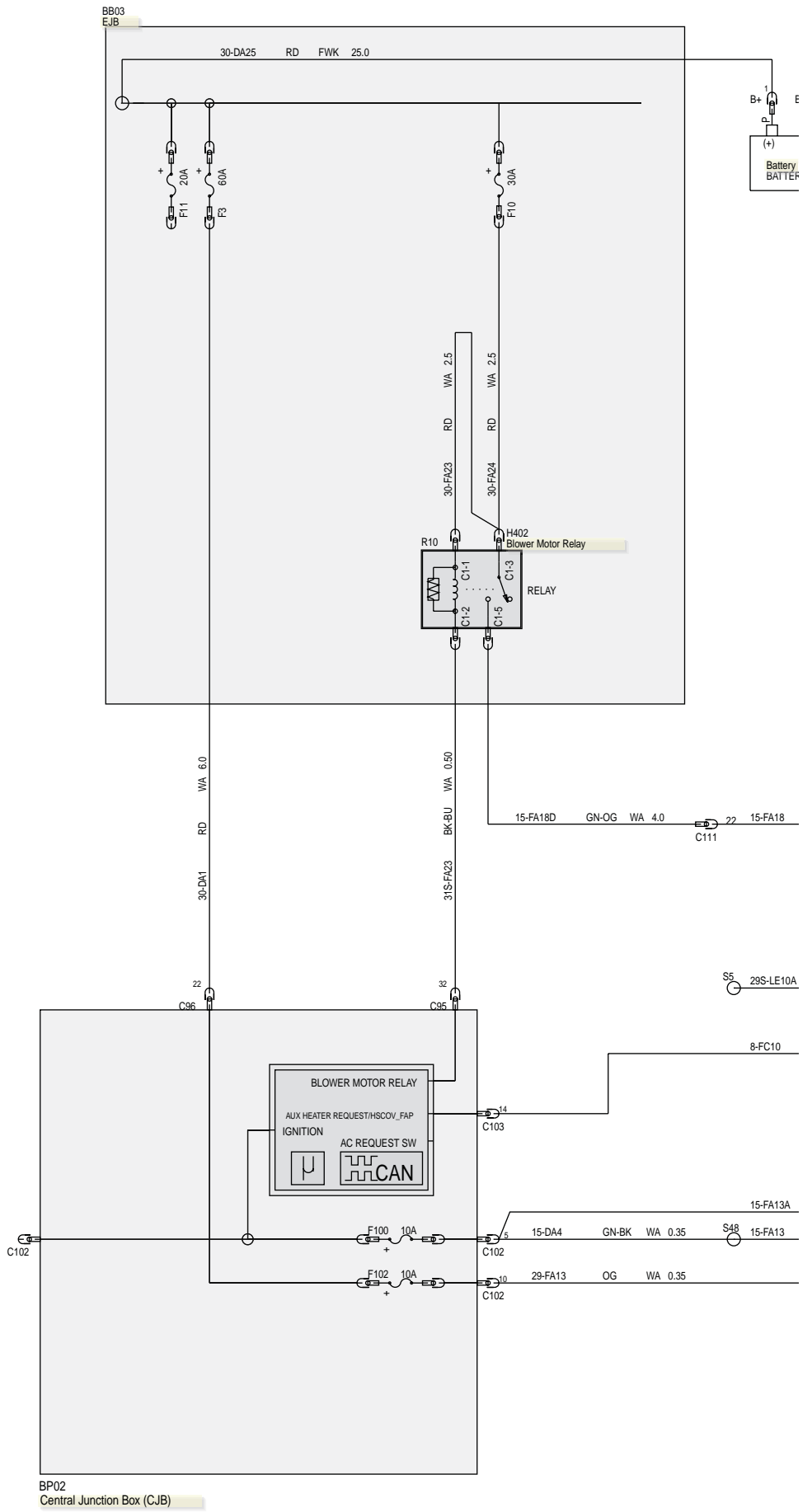


G7
DRI
A-P
ELE

412-01-4 Climate Control—LHD 4WD/LHD FWD, Vehicles Without: Air Conditioning

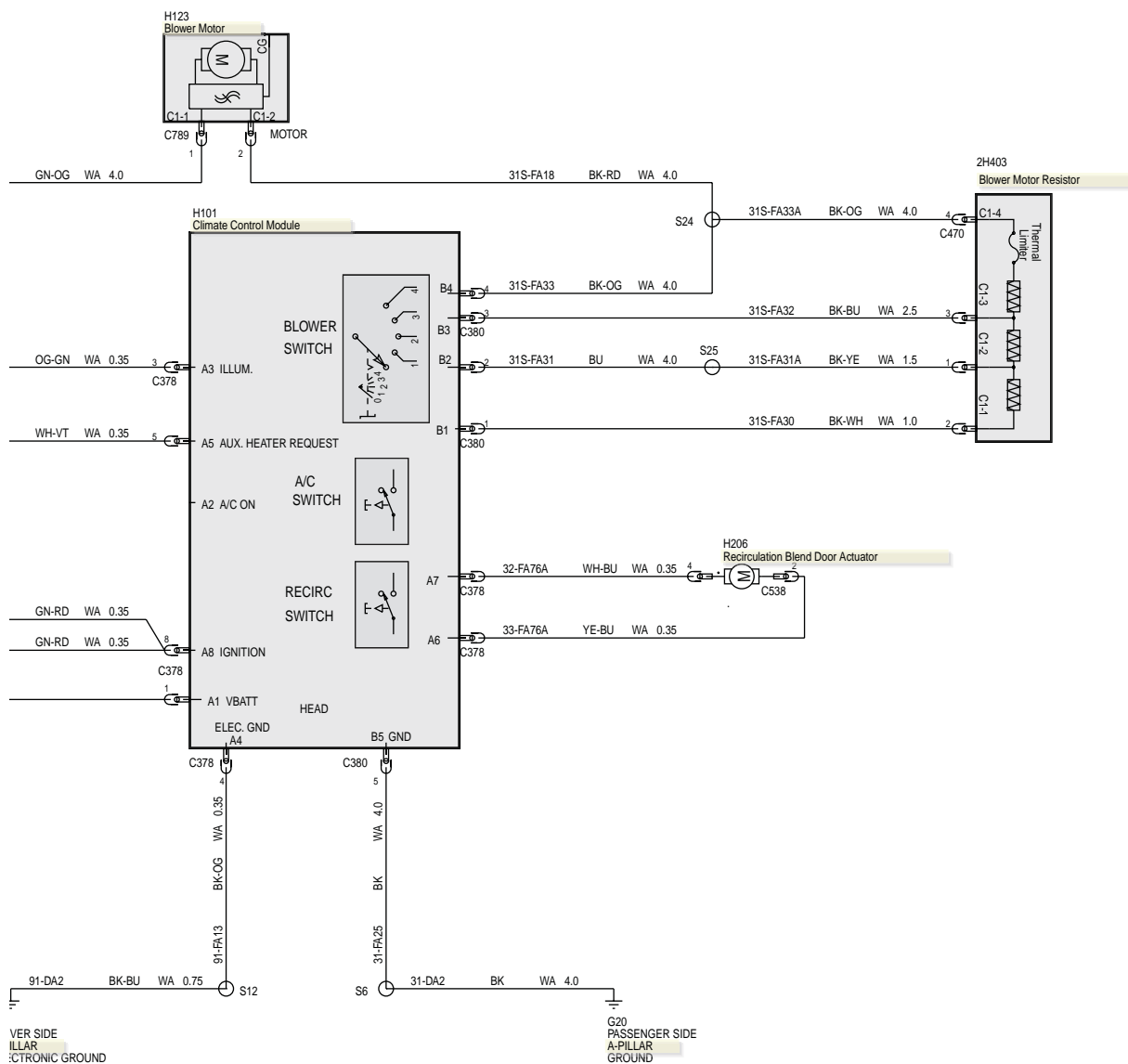
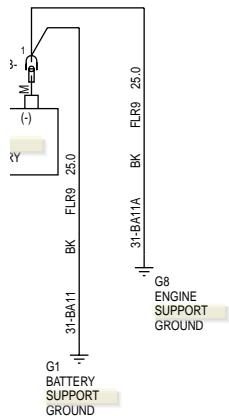


412-01-5 Climate Control—RHD 4WD/RHD FWD, Vehicles Without: Air Conditioning

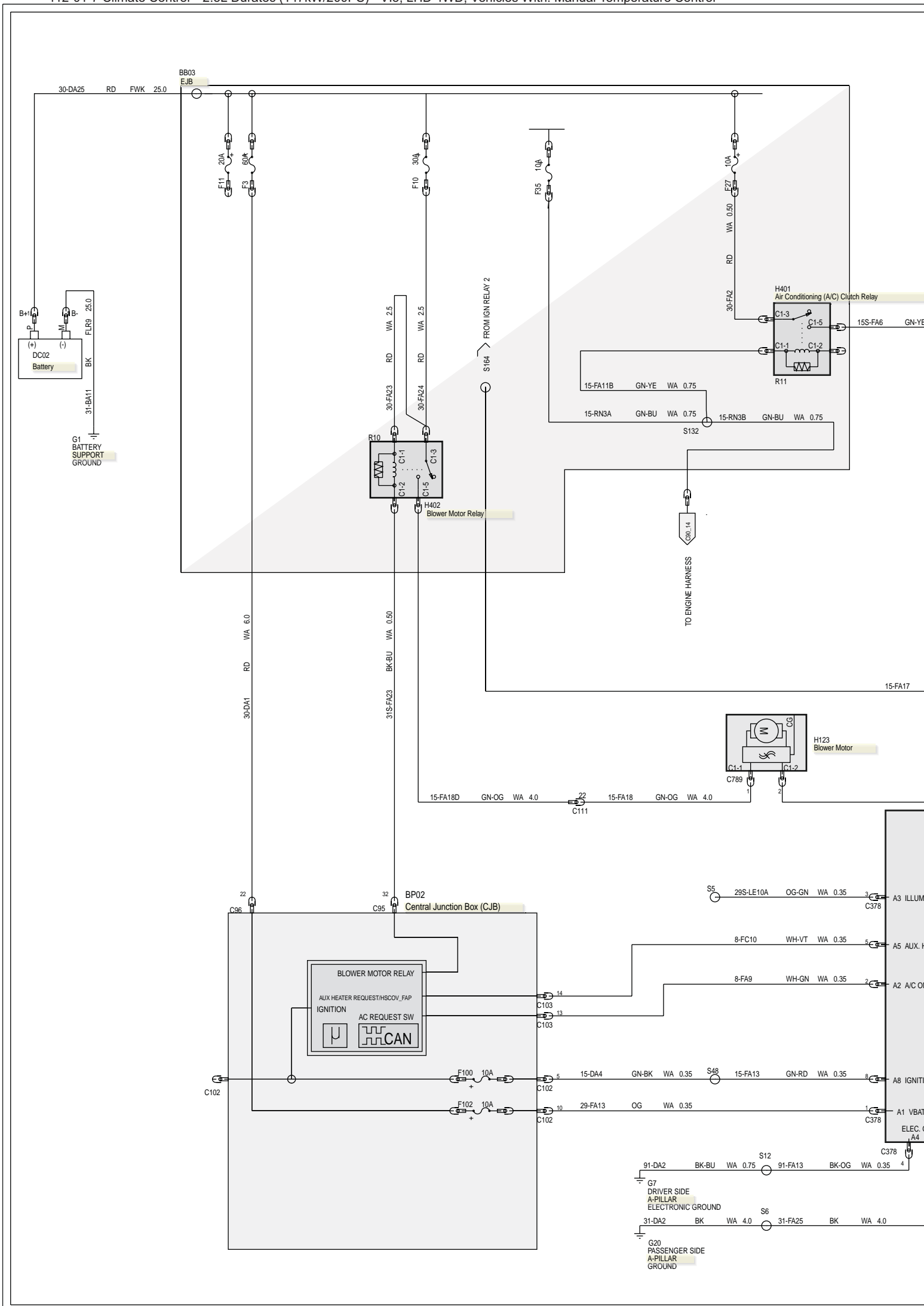


G7
DRI
A-P
ELE

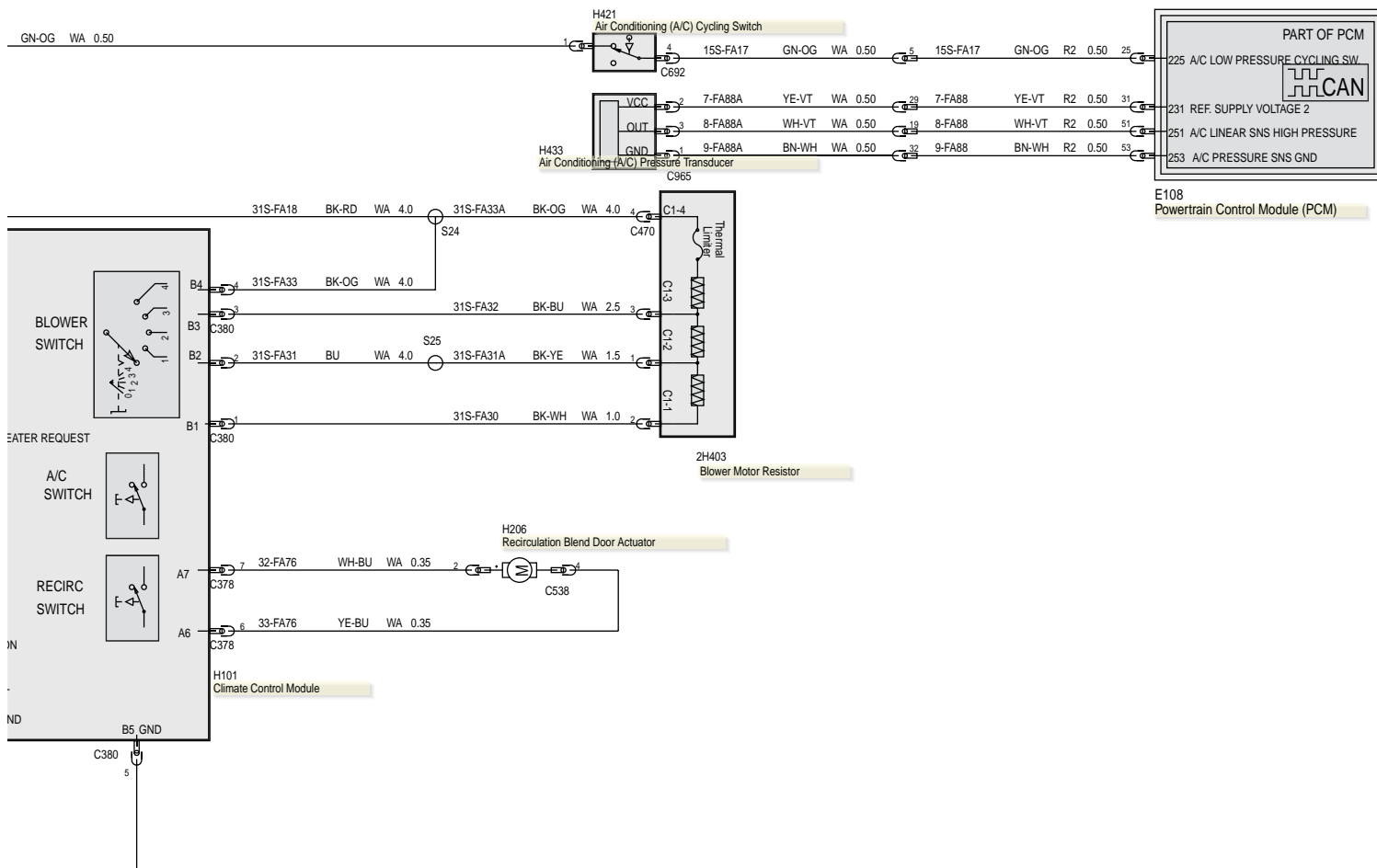
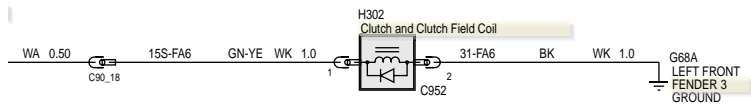
412-01-6 Climate Control—RHD 4WD/RHD FWD, Vehicles Without: Air Conditioning



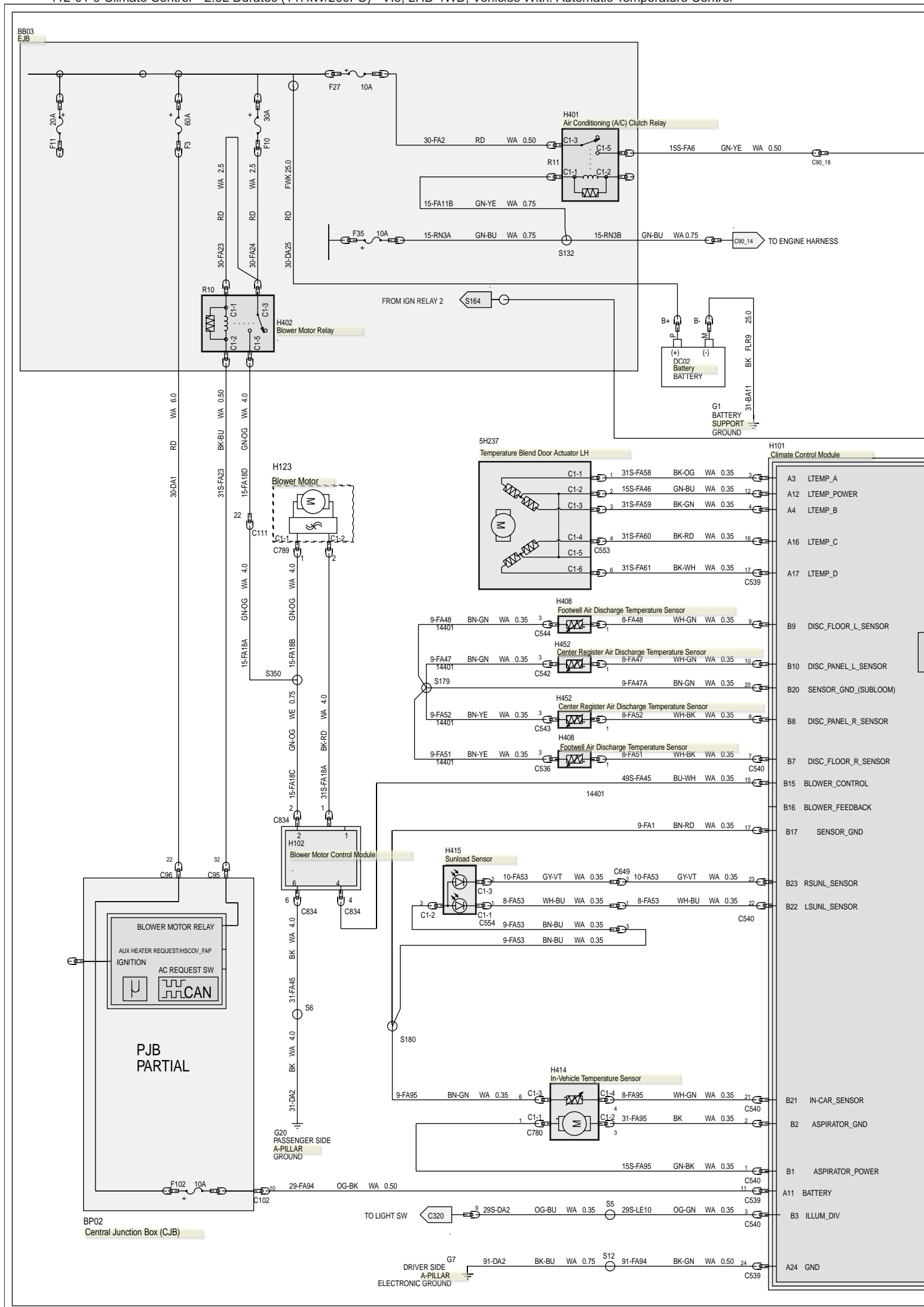
412-01-7 Climate Control—2.5L Duratec (147kW/200PS) - V15, LHD 4WD, Vehicles With: Manual Temperature Control



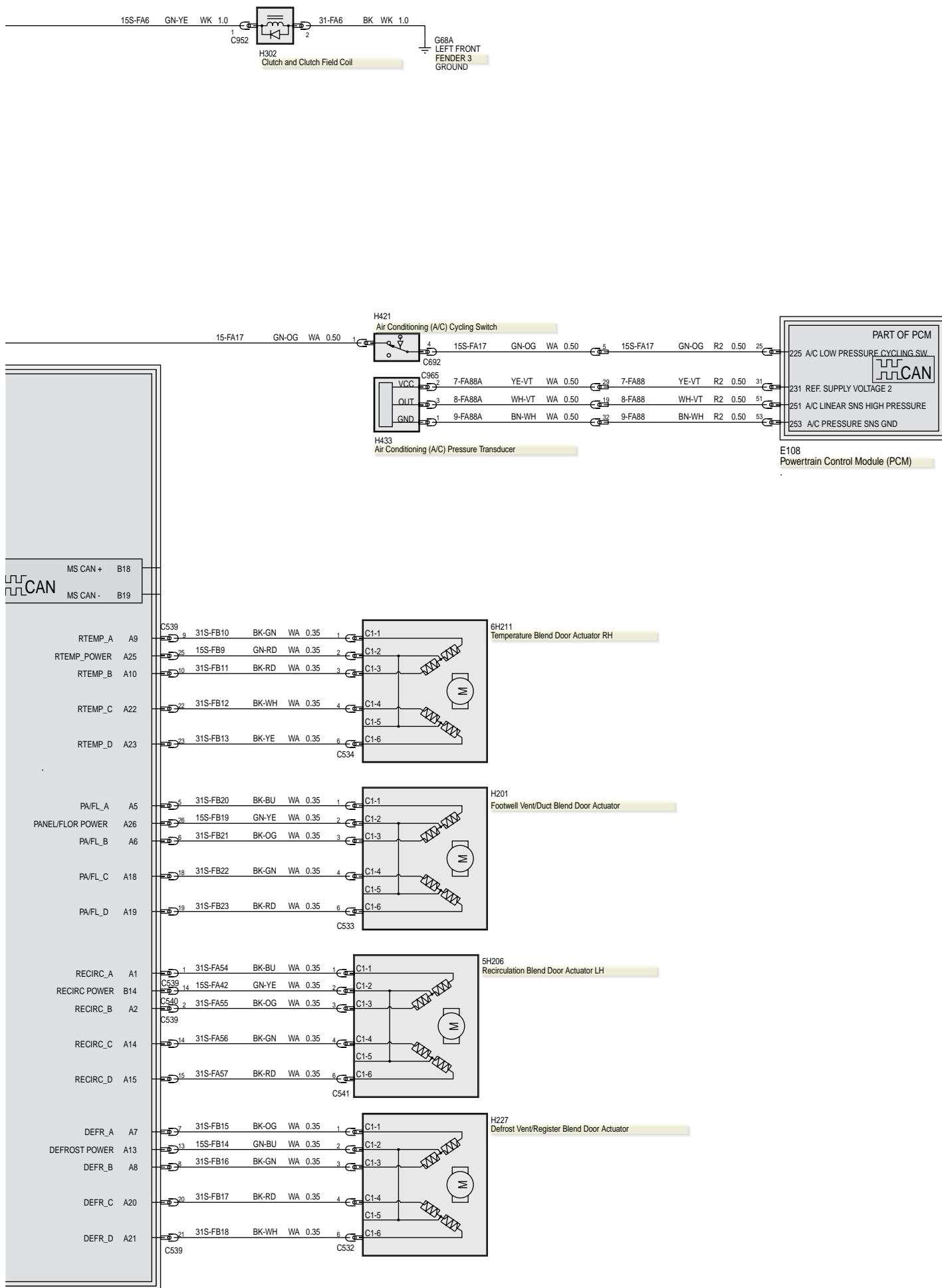
412-01-8 Climate Control—2.5L Duratec (147kW/200PS) - V15, LHD 4WD, Vehicles With: Manual Temperature Control



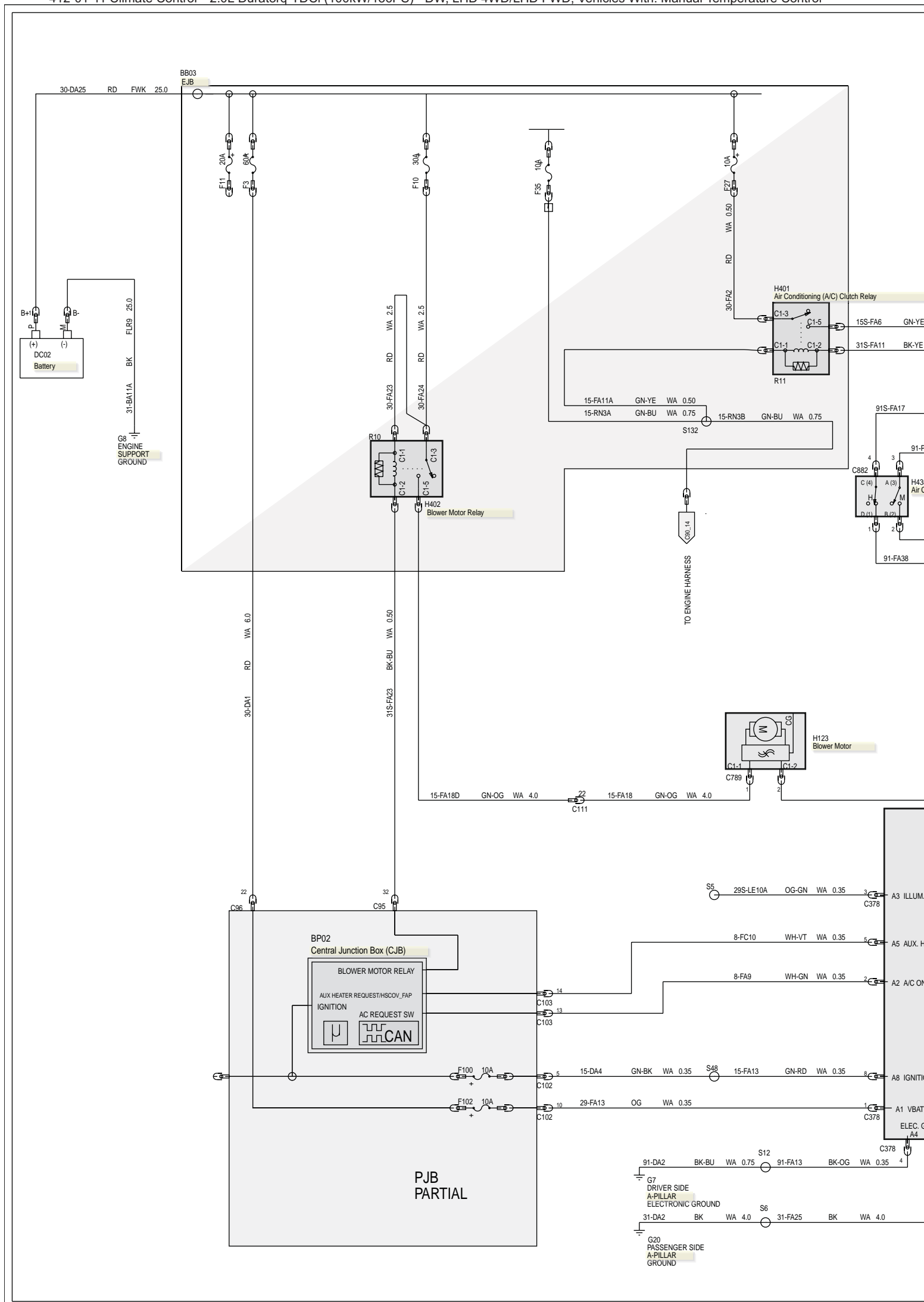
412-01-9 Climate Control—2.5L Duratec (147kW/200PS) - V15, LHD 4WD, Vehicles With: Automatic Temperature Control



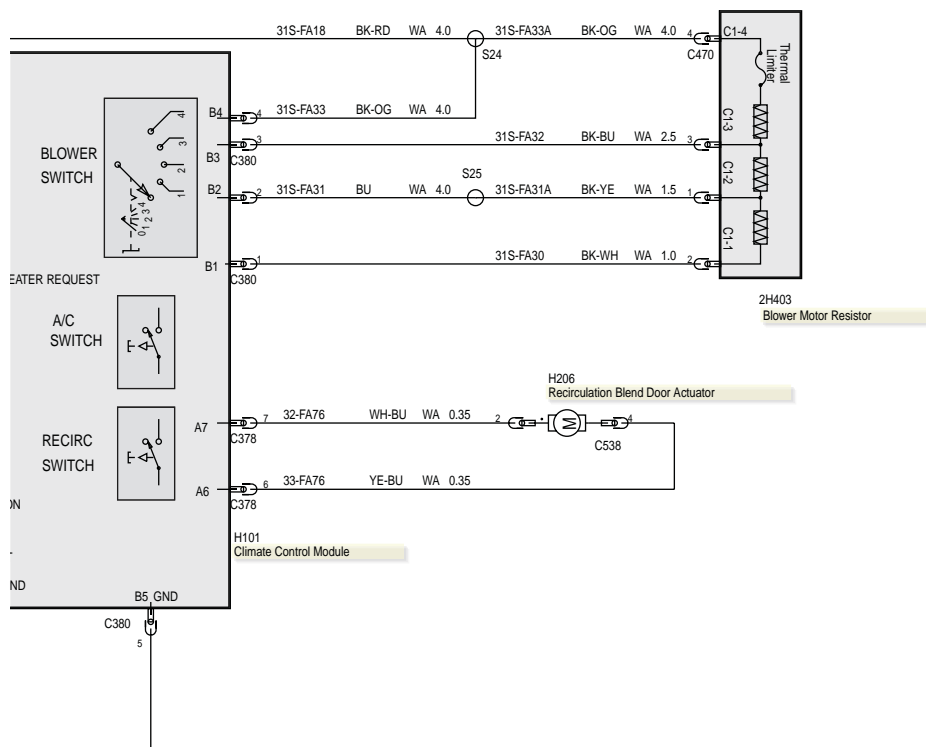
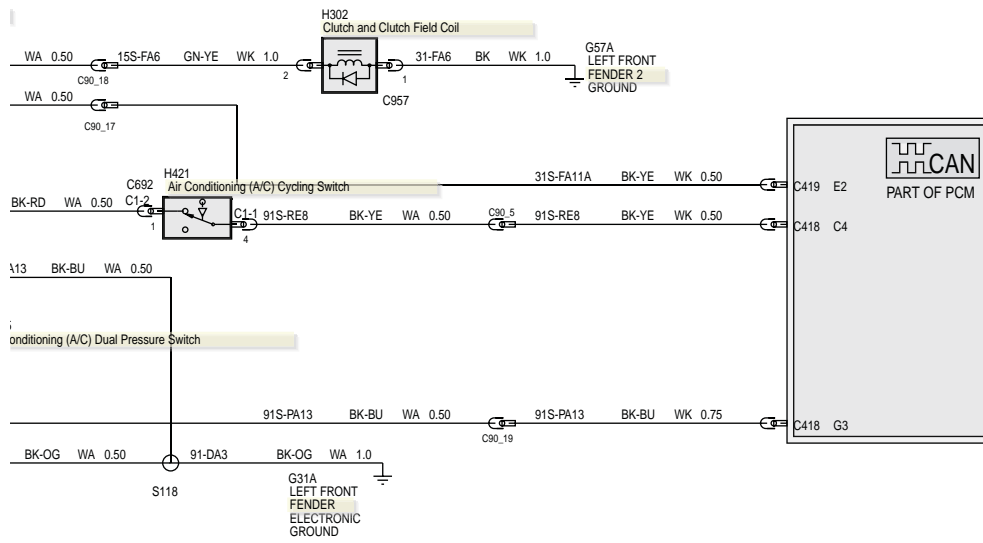
412-01-10 Climate Control—2.5L Duratec (147kW/200PS) - V15, LHD 4WD, Vehicles With: Automatic Temperature Control



412-01-11 Climate Control—2.0L Duratorq-TDCi (100kW/136PS) - DW, LHD 4WD/LHD FWD, Vehicles With: Manual Temperature Control

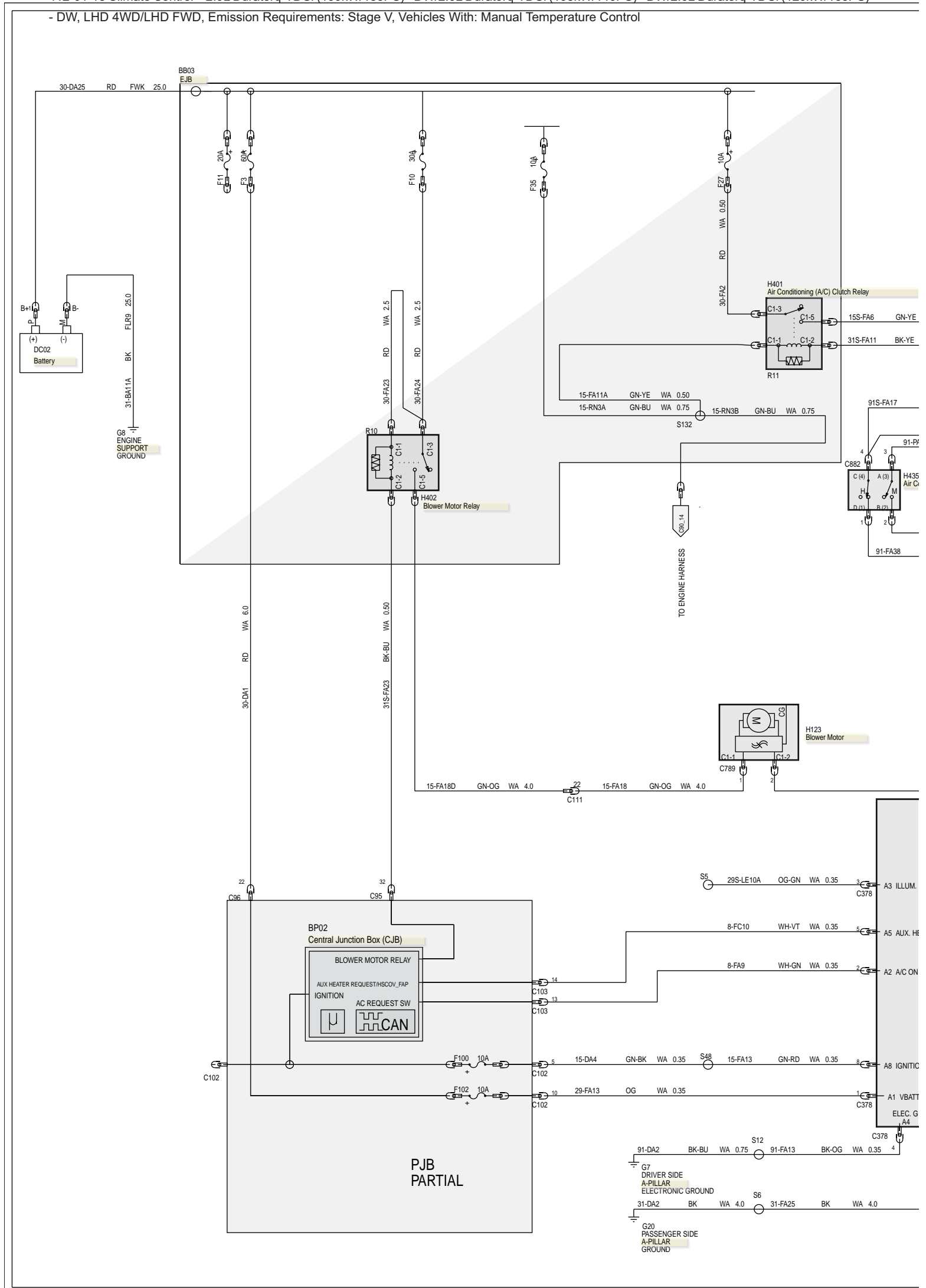


412-01-12 Climate Control—2.0L Duratorq-TDCi (100kW/136PS) - DW, LHD 4WD/LHD FWD, Vehicles With: Manual Temperature Control



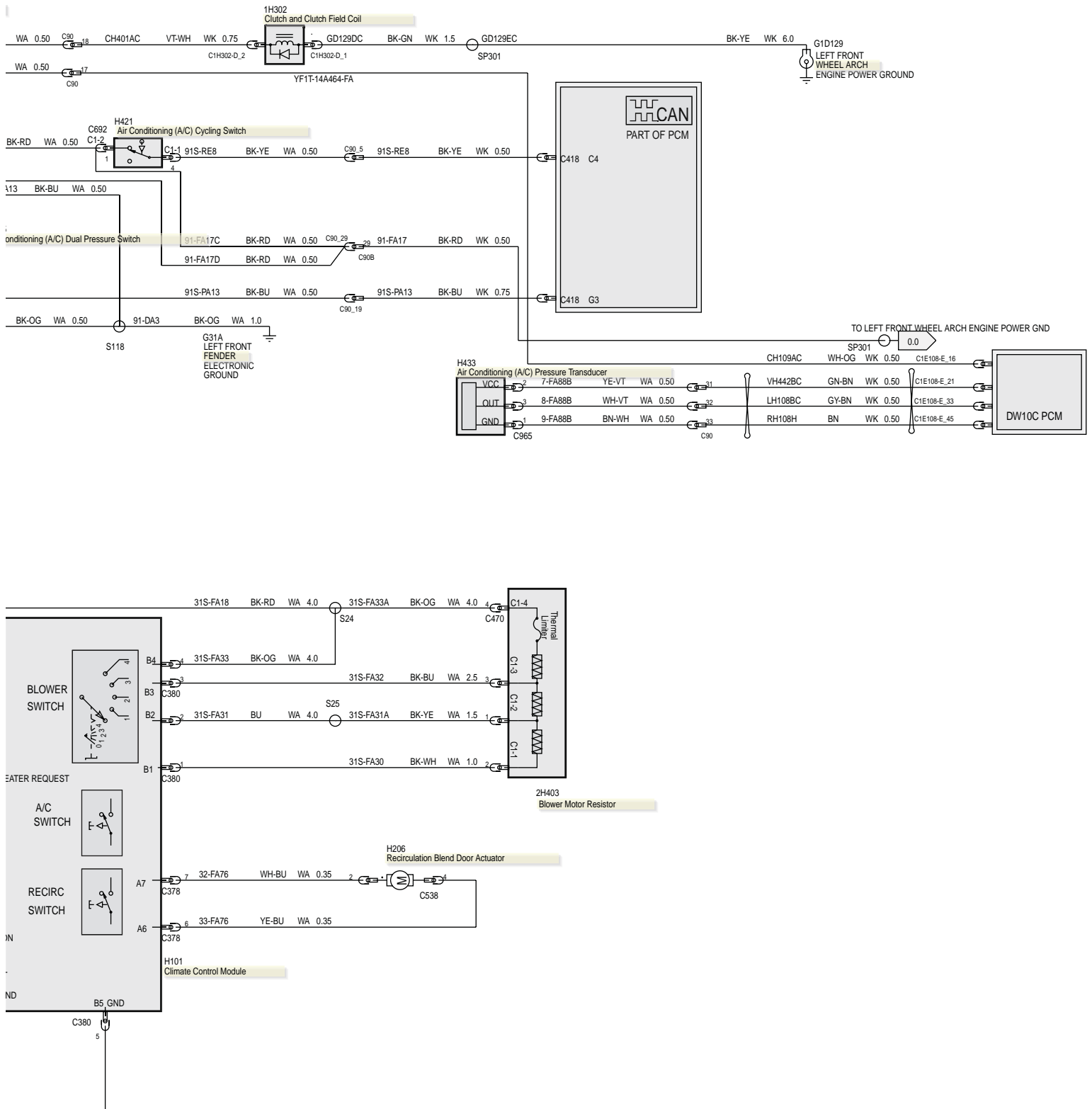
412-01-13 Climate Control—2.0L Duratorq-TDCi (100kW/136PS) - DW/2.0L Duratorq-TDCi (103kW/140PS) - DW/2.0L Duratorq-TDCi (120kW/163PS)

- DW, LHD 4WD/LHD FWD, Emission Requirements: Stage V, Vehicles With: Manual Temperature Control



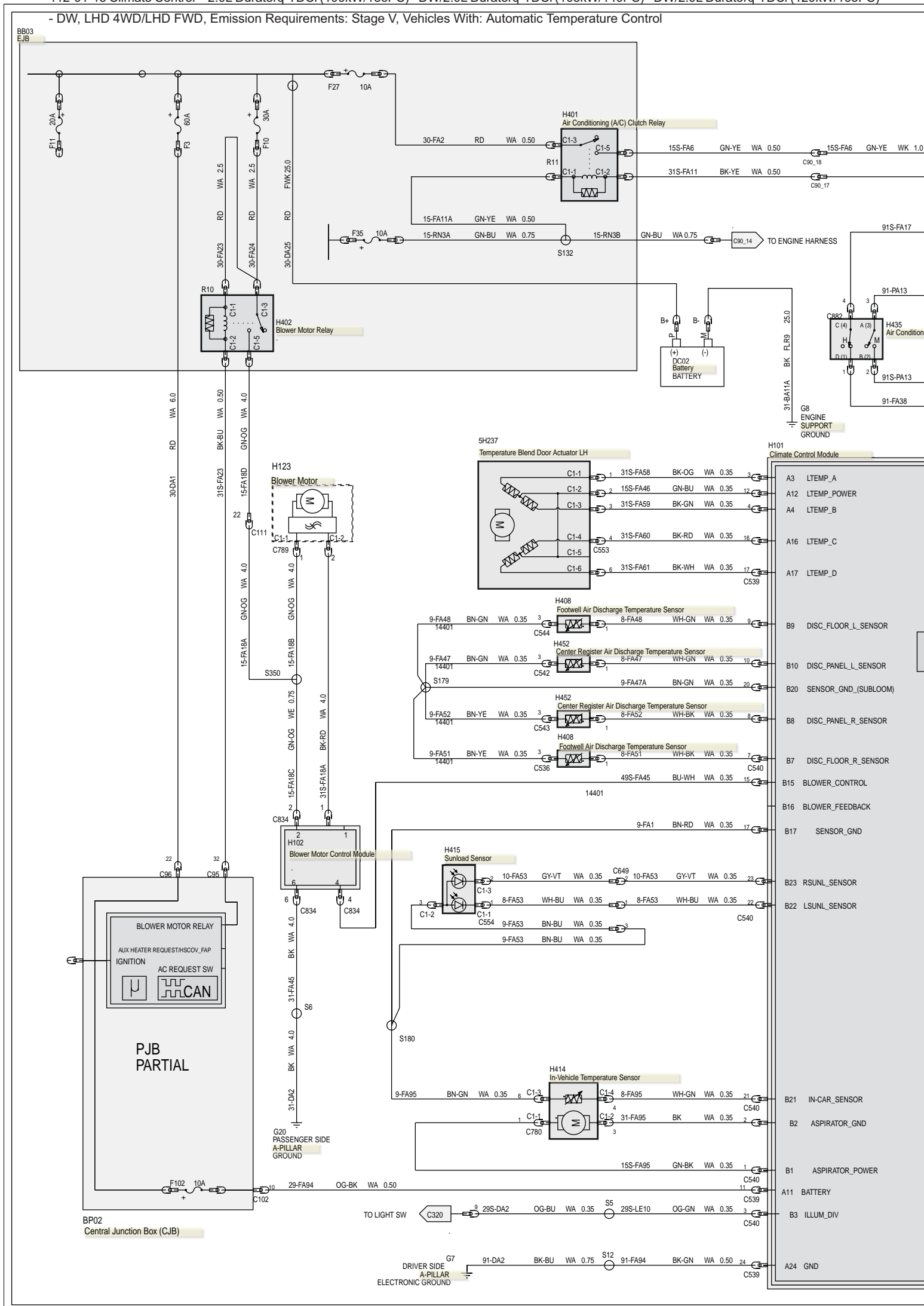
412-01-14 Climate Control—2.0L Duratorq-TDCi (100kW/136PS) - DW/2.0L Duratorq-TDCi (103kW/140PS) - DW/2.0L Duratorq-TDCi (120kW/163PS)

- DW, LHD 4WD/LHD FWD, Emission Requirements: Stage V, Vehicles With: Manual Temperature Control



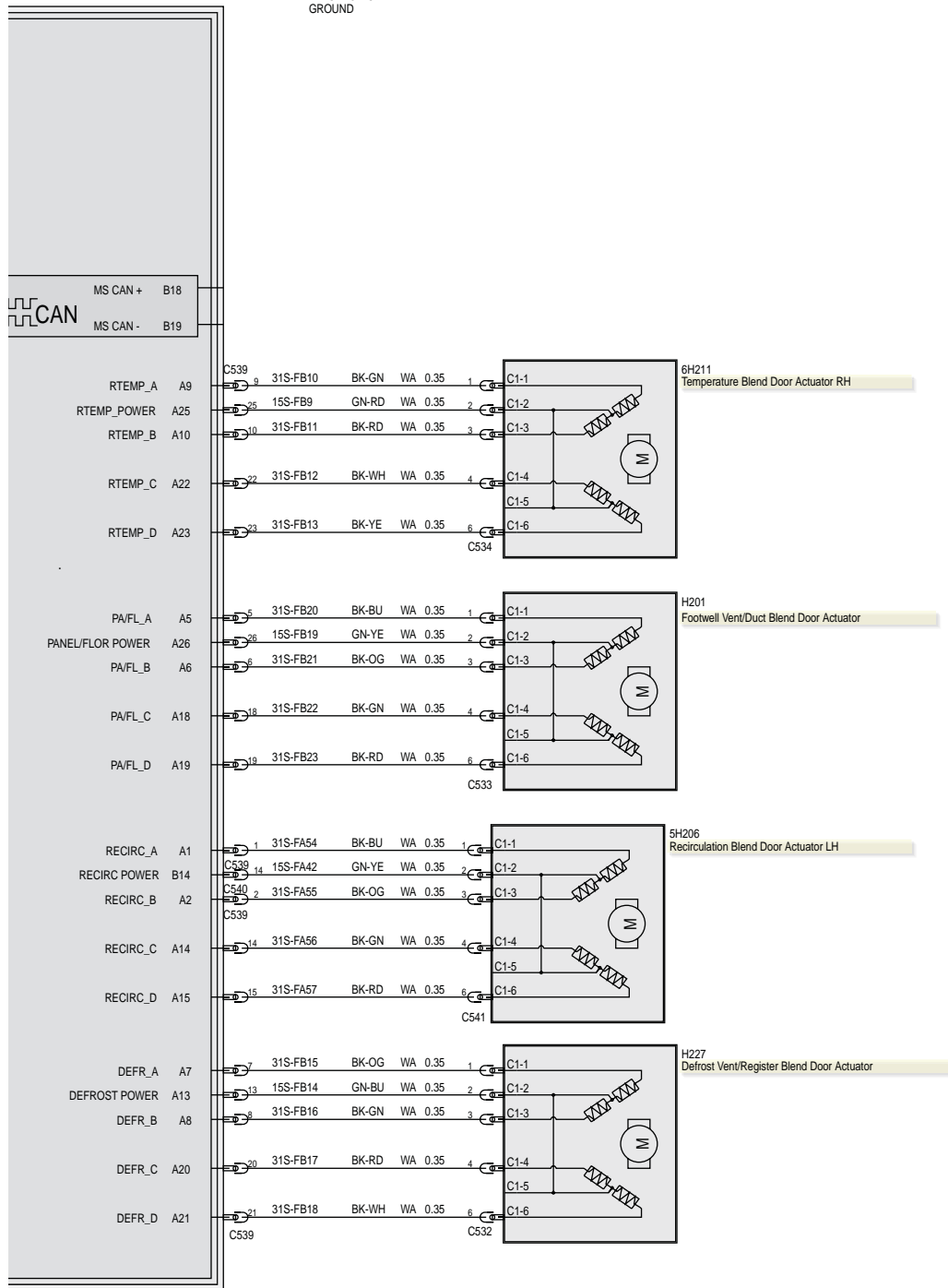
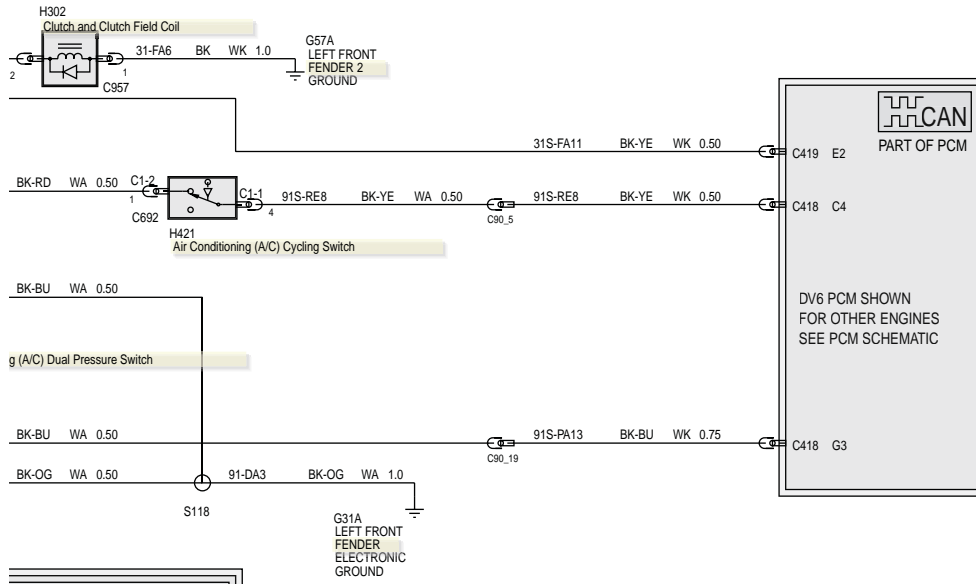
412-01-15 Climate Control—2.0L Duratorq-TDCi (100kW/136PS) - DW/2.0L Duratorq-TDCi (103kW/140PS) - DW/2.0L Duratorq-TDCi (120kW/163PS)

- DW, LHD 4WD/LHD FWD, Emission Requirements: Stage V, Vehicles With: Automatic Temperature Control

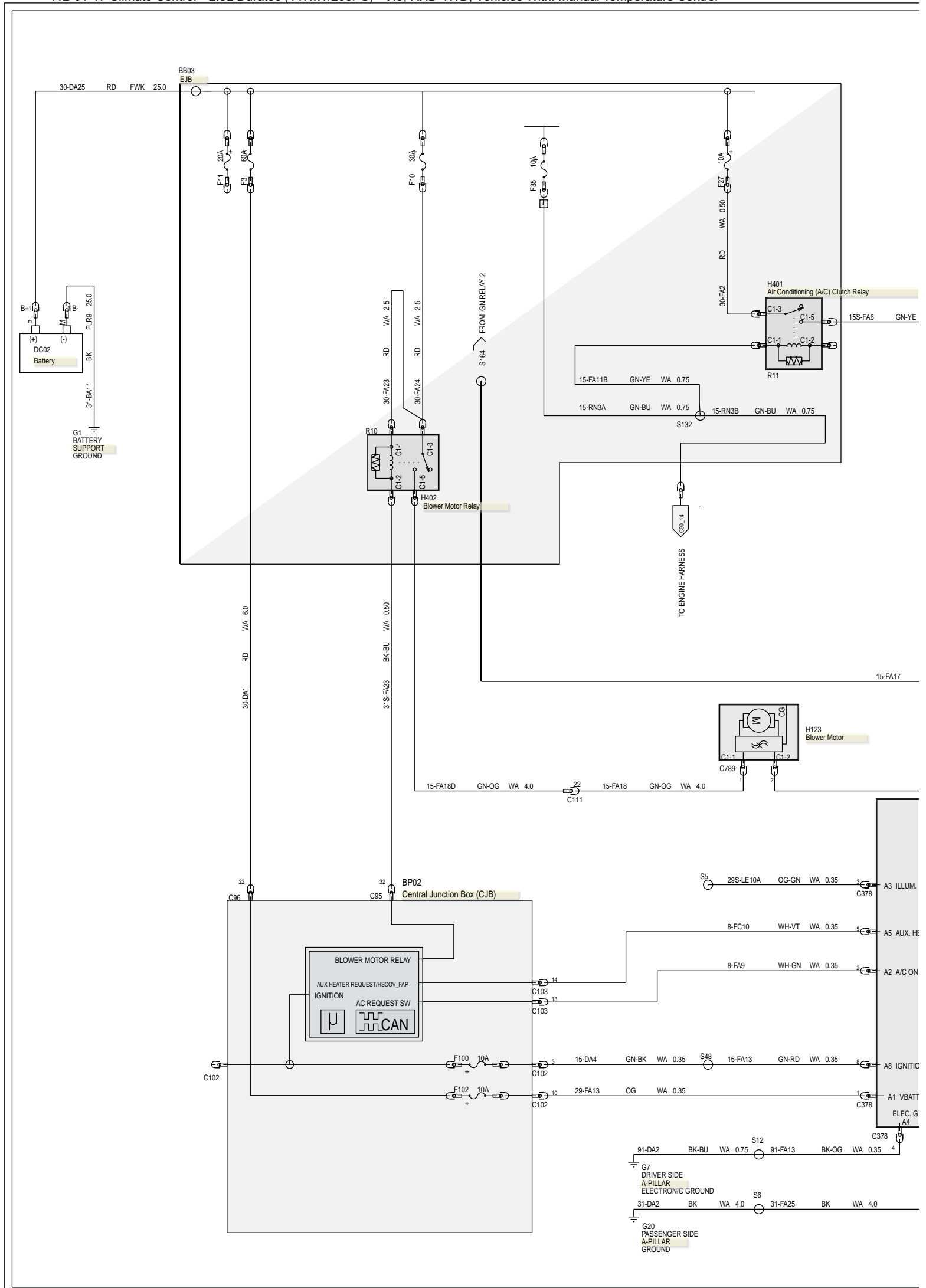


412-01-16 Climate Control—2.0L Duratorq-TDCi (100kW/136PS) - DW/2.0L Duratorq-TDCi (103kW/140PS) - DW/2.0L Duratorq-TDCi (120kW/163PS)

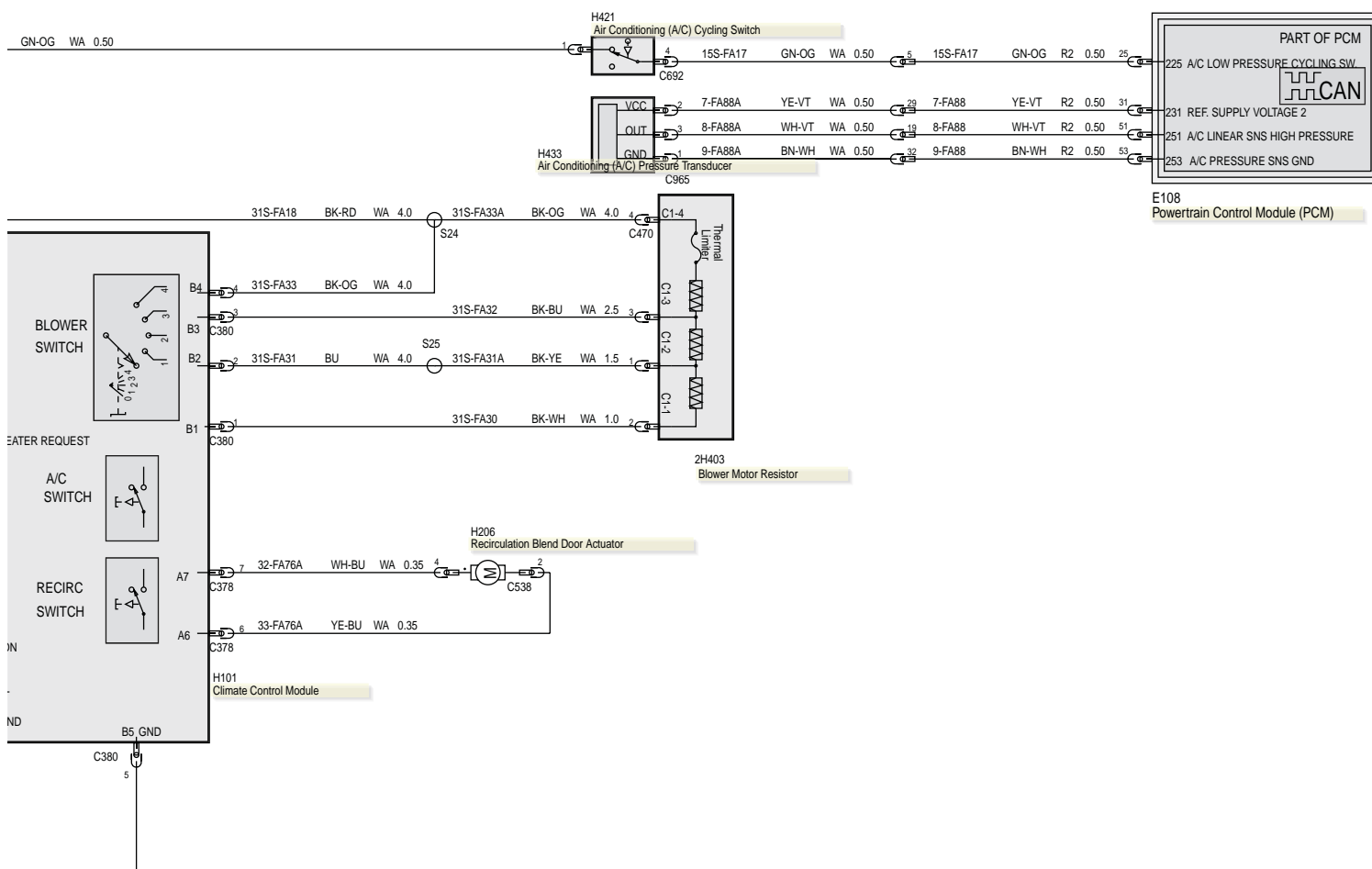
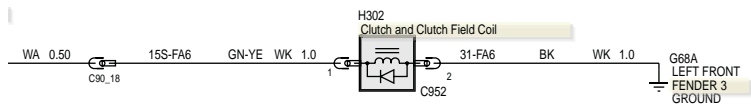
- DW, LHD 4WD/LHD FWD, Emission Requirements: Stage V, Vehicles With: Automatic Temperature Control



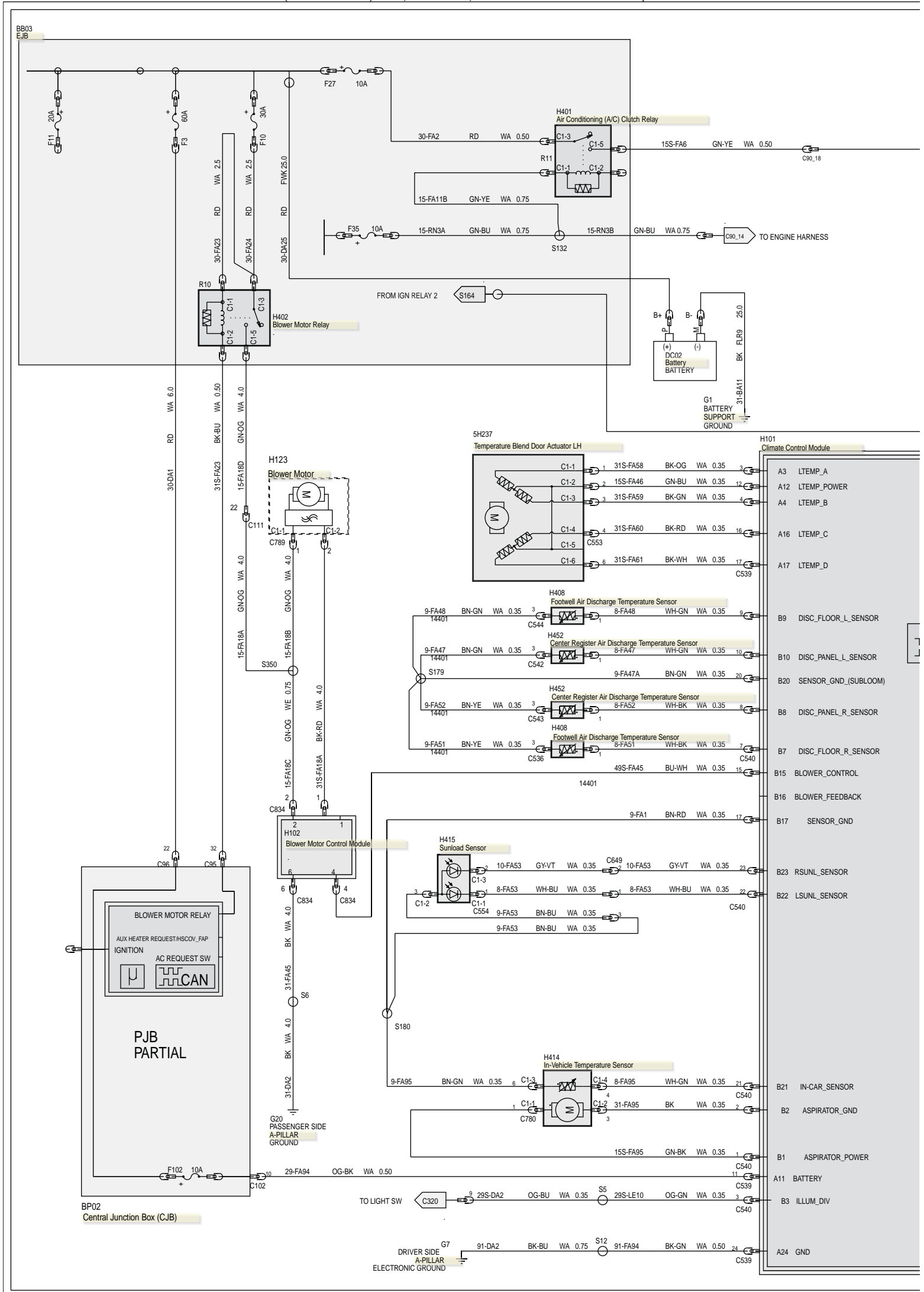
412-01-17 Climate Control—2.5L Duratec (147kW/200PS) - V15, RHD 4WD, Vehicles With: Manual Temperature Control



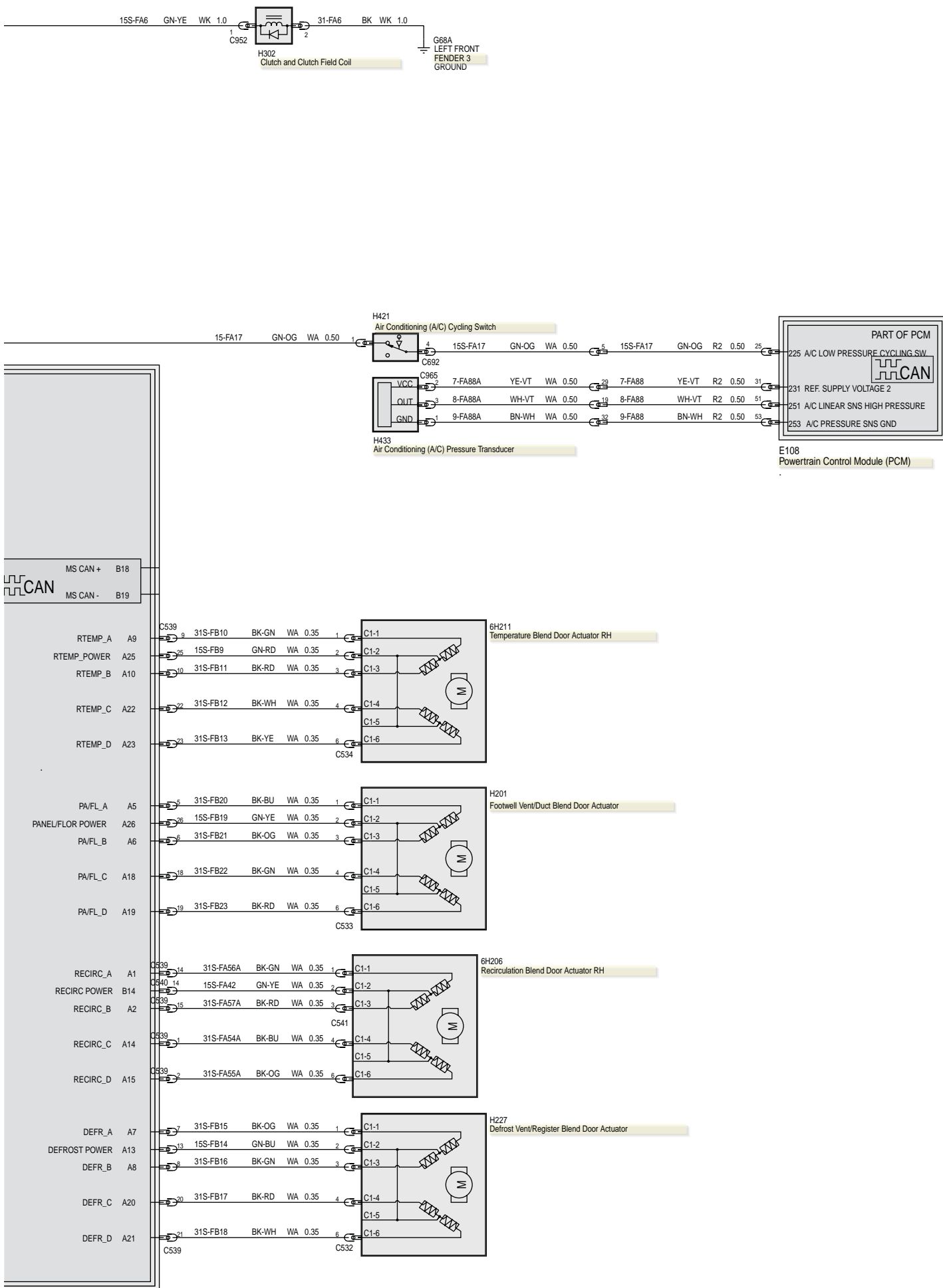
412-01-18 Climate Control—2.5L Duratec (147kW/200PS) - V15, RHD 4WD, Vehicles With: Manual Temperature Control



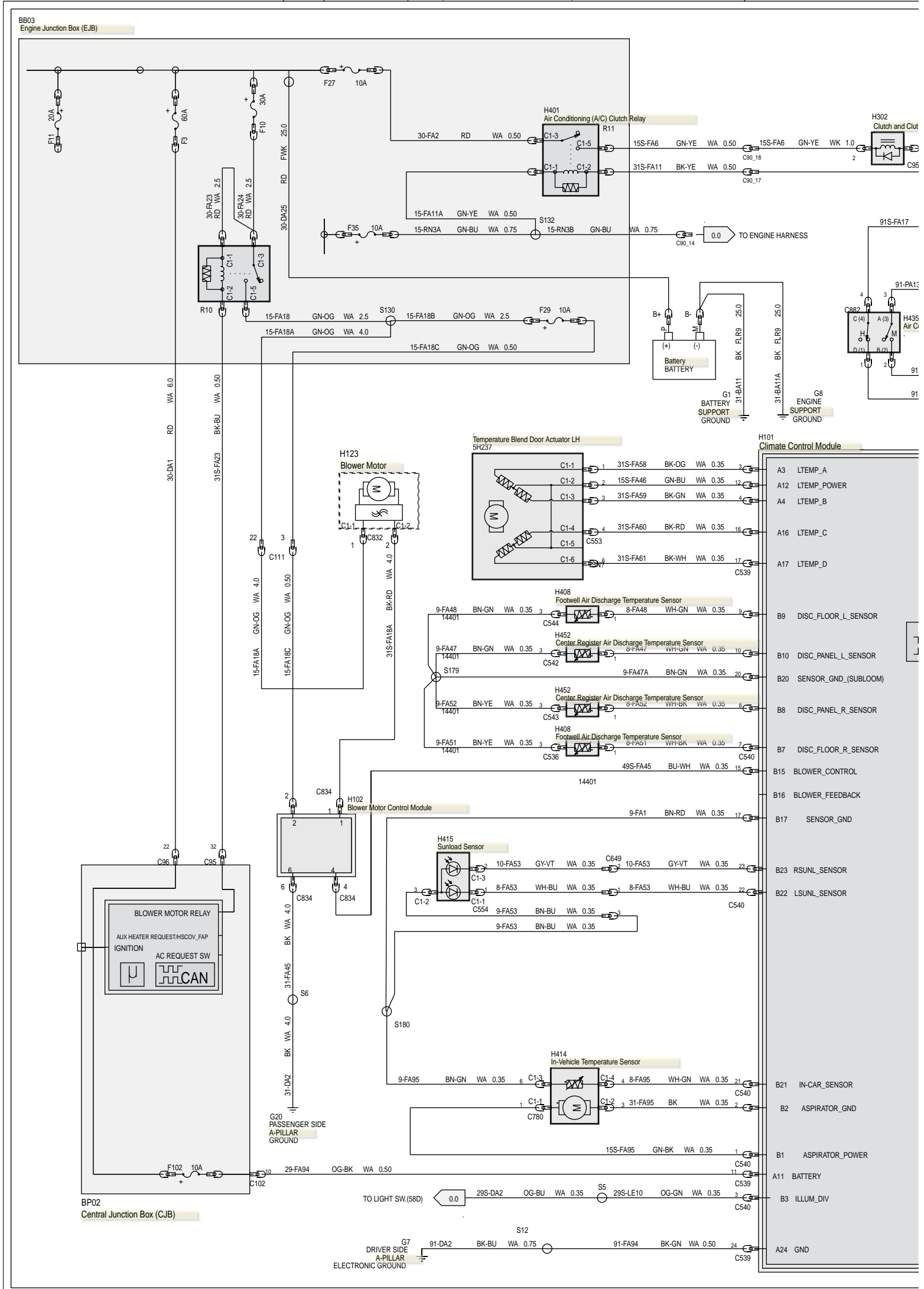
412-01-19 Climate Control—2.5L Duratec (147kW/200PS) - V15, RHD 4WD, Vehicles With: Automatic Temperature Control



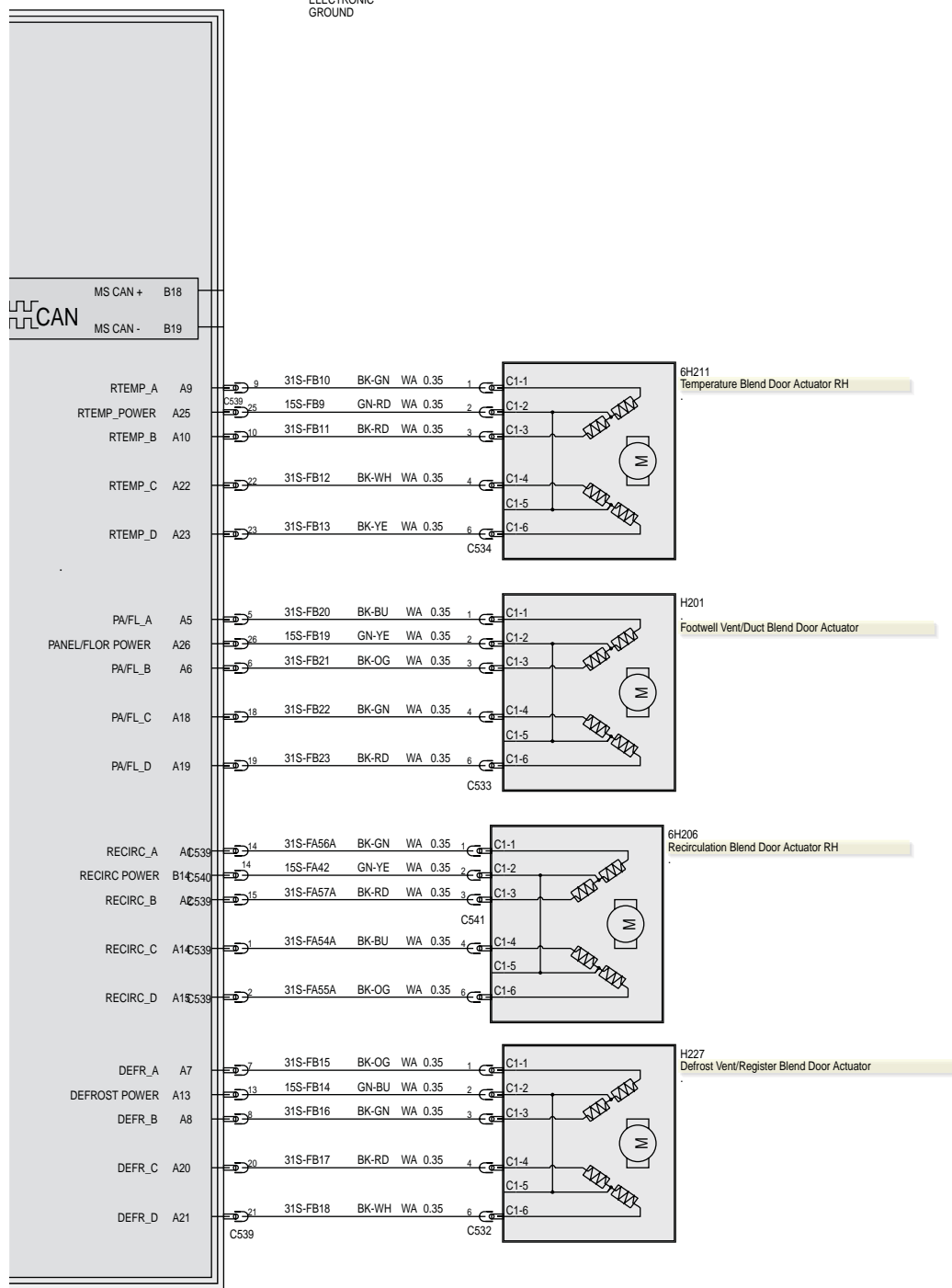
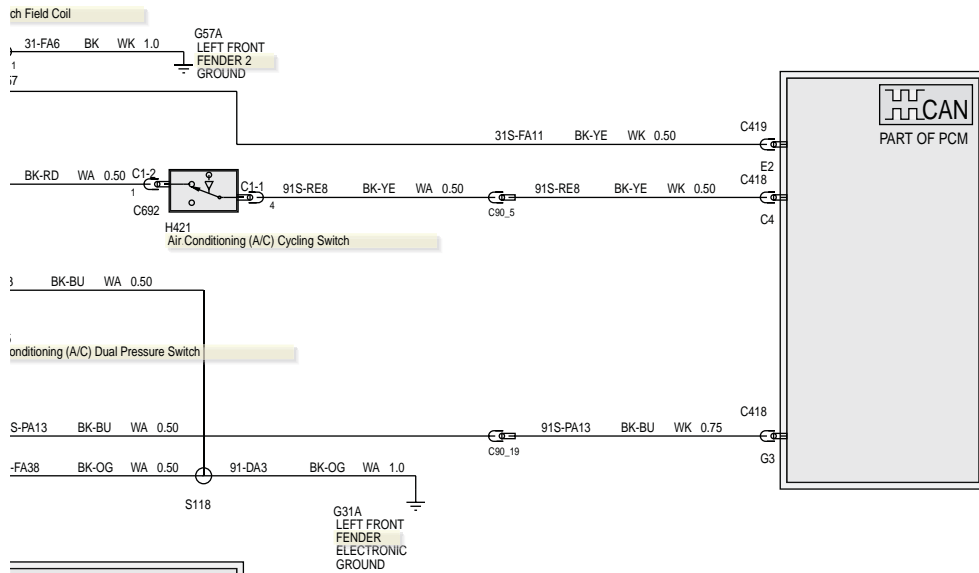
412-01-20 Climate Control—2.5L Duratec (147kW/200PS) - V15, RHD 4WD, Vehicles With: Automatic Temperature Control



412-01-21 Climate Control—2.0L Duratorq-TDCi (100kW/136PS) - DW, RHD 4WD/RHD FWD, Vehicles With: Automatic Temperature Control

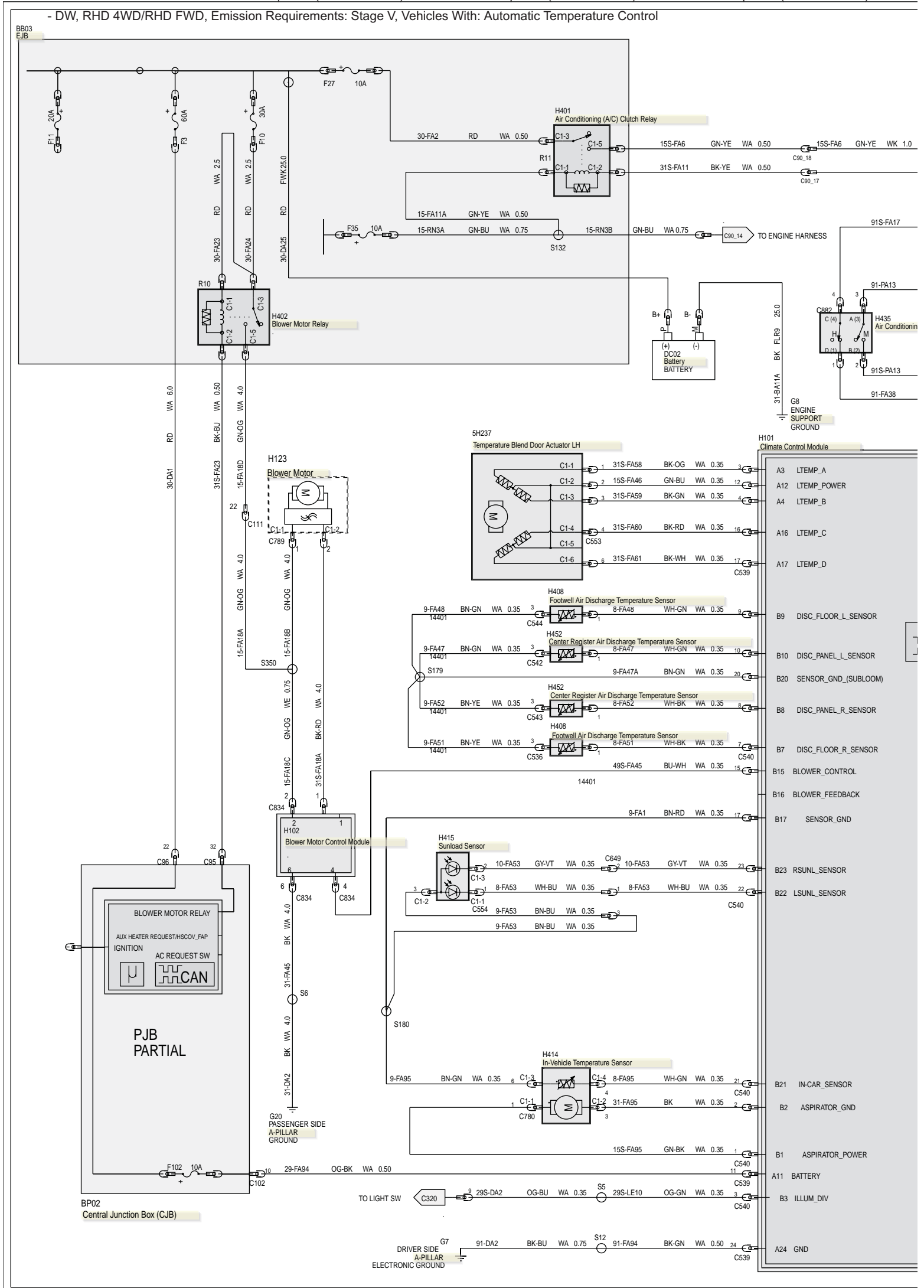


412-01-22 Climate Control—2.0L Duratorq-TDCi (100kW/136PS) - DW, RHD 4WD/RHD FWD, Vehicles With: Automatic Temperature Control



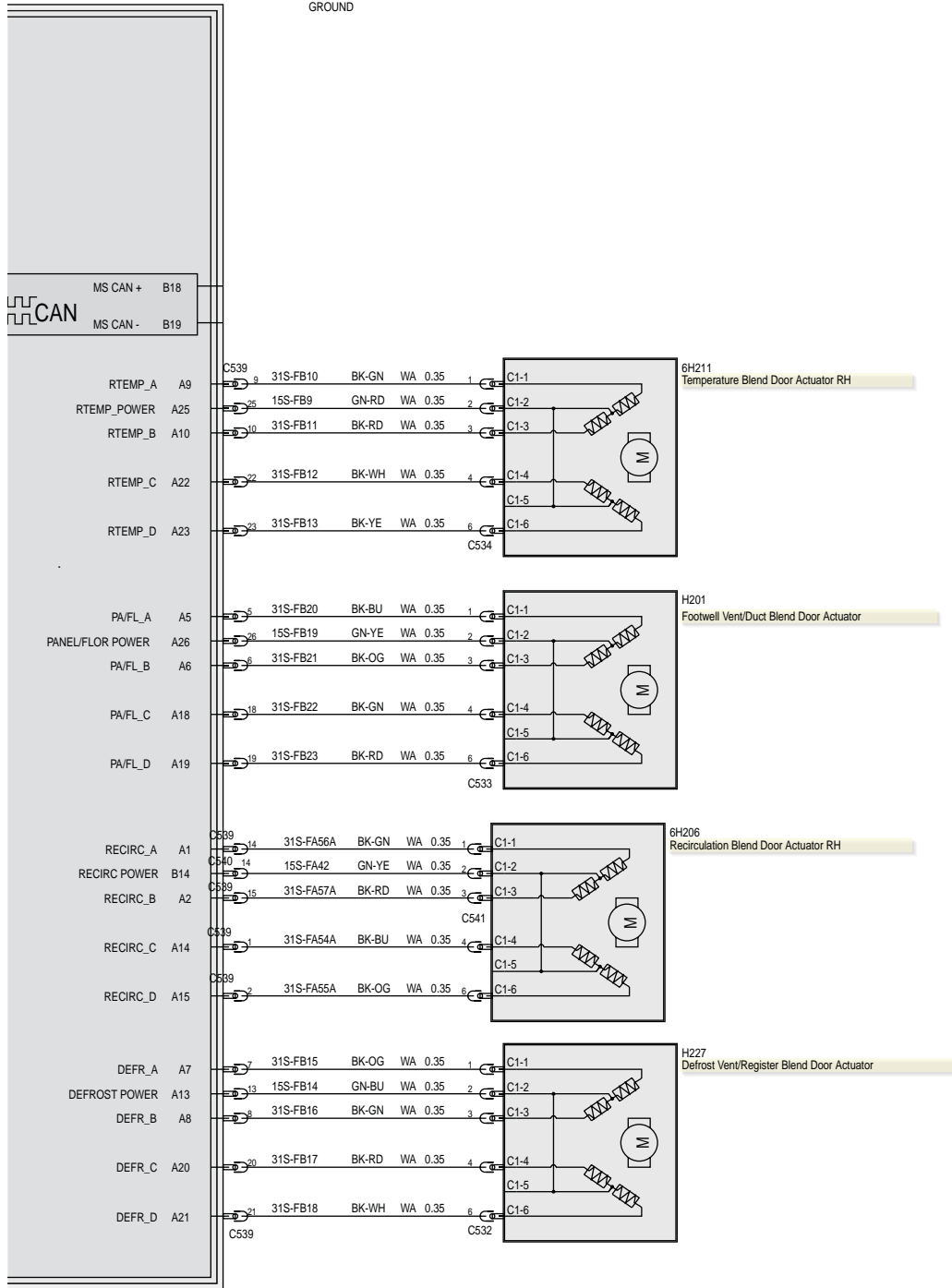
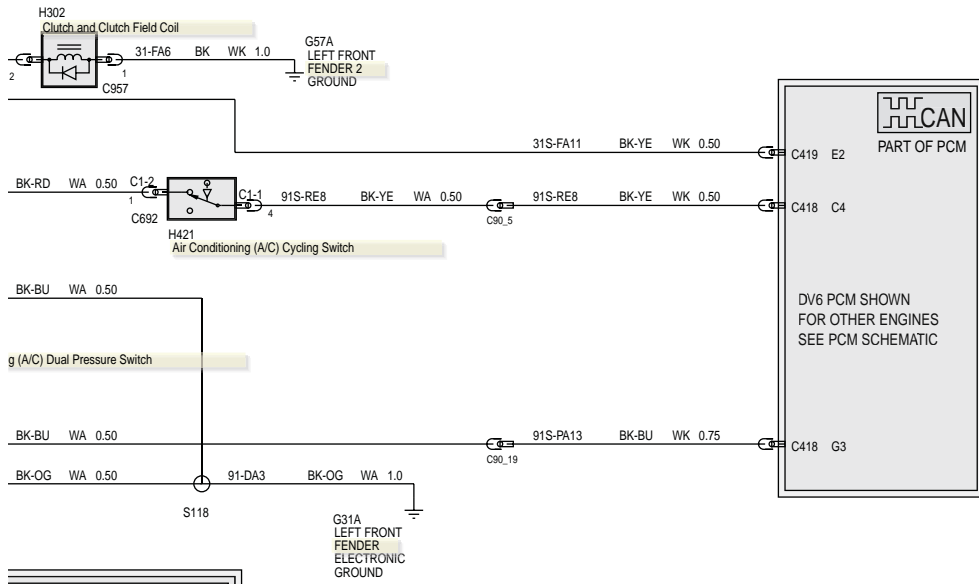
412-01-23 Climate Control—2.0L Duratorq-TDCi (100kW/136PS) - DW/2.0L Duratorq-TDCi (103kW/140PS) - DW/2.0L Duratorq-TDCi (120kW/163PS)

- DW, RHD 4WD/RHD FWD, Emission Requirements: Stage V, Vehicles With: Automatic Temperature Control

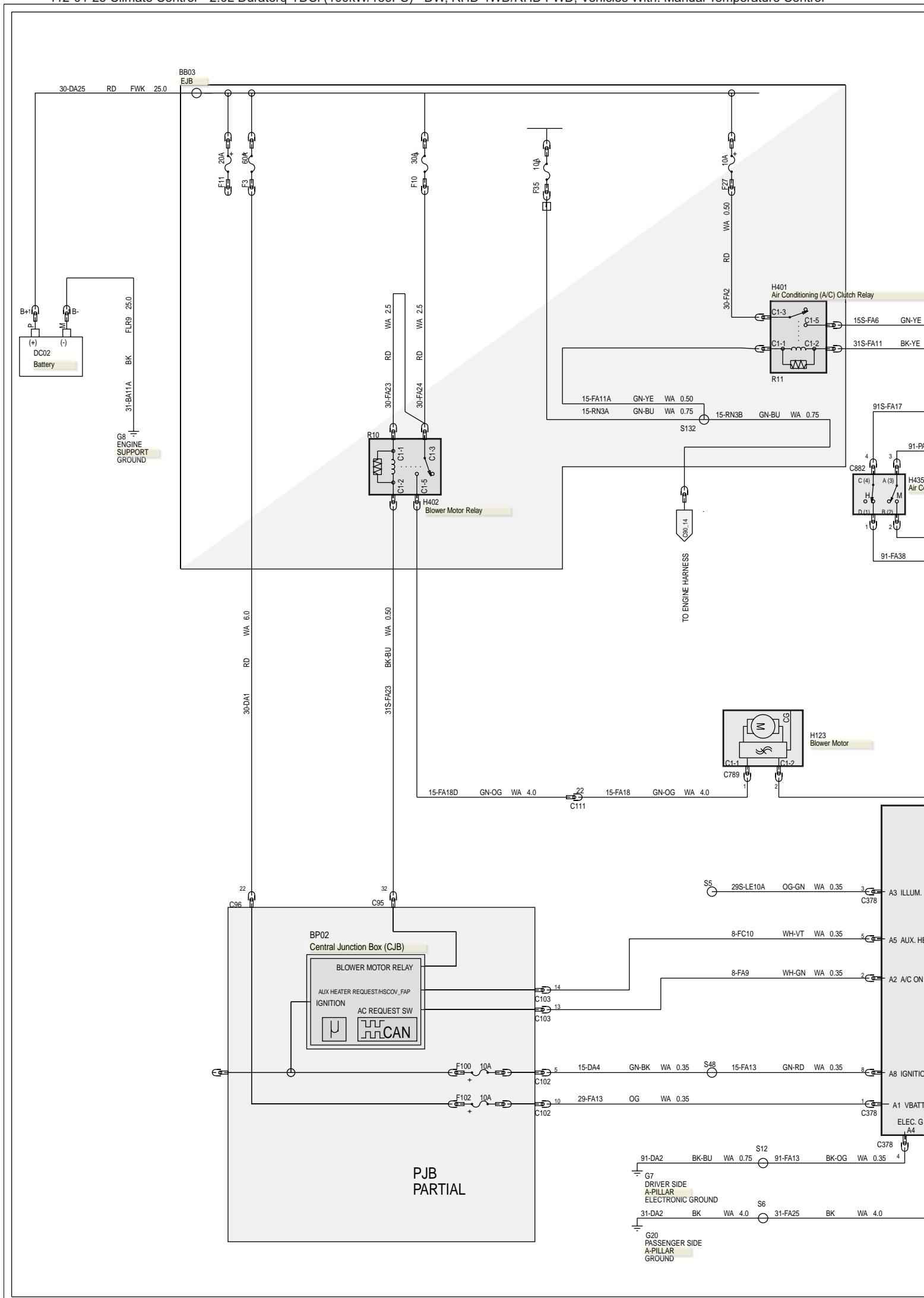


412-01-24 Climate Control—2.0L Duratorq-TDCi (100kW/136PS) - DW/2.0L Duratorq-TDCi (103kW/140PS) - DW/2.0L Duratorq-TDCi (120kW/163PS)

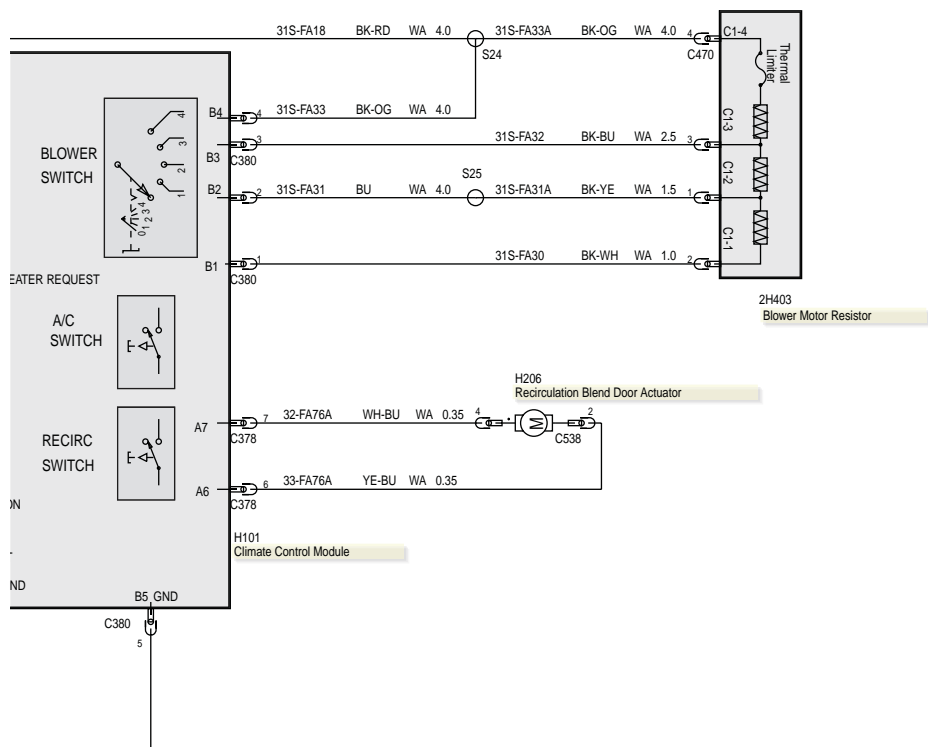
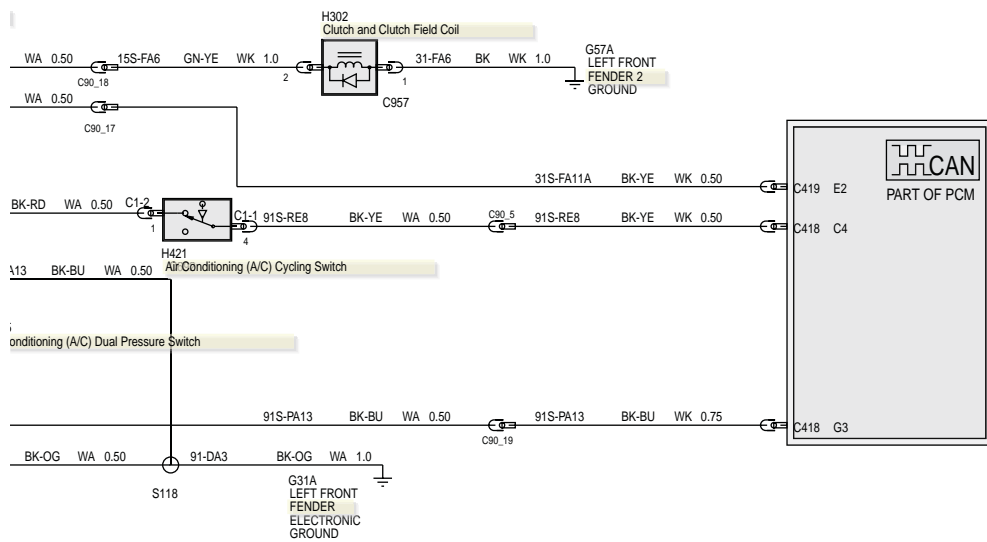
- DW, RHD 4WD/RHD FWD, Emission Requirements: Stage V, Vehicles With: Automatic Temperature Control



412-01-25 Climate Control—2.0L Duratorq-TDCi (100kW/136PS) - DW, RHD 4WD/RHD FWD, Vehicles With: Manual Temperature Control

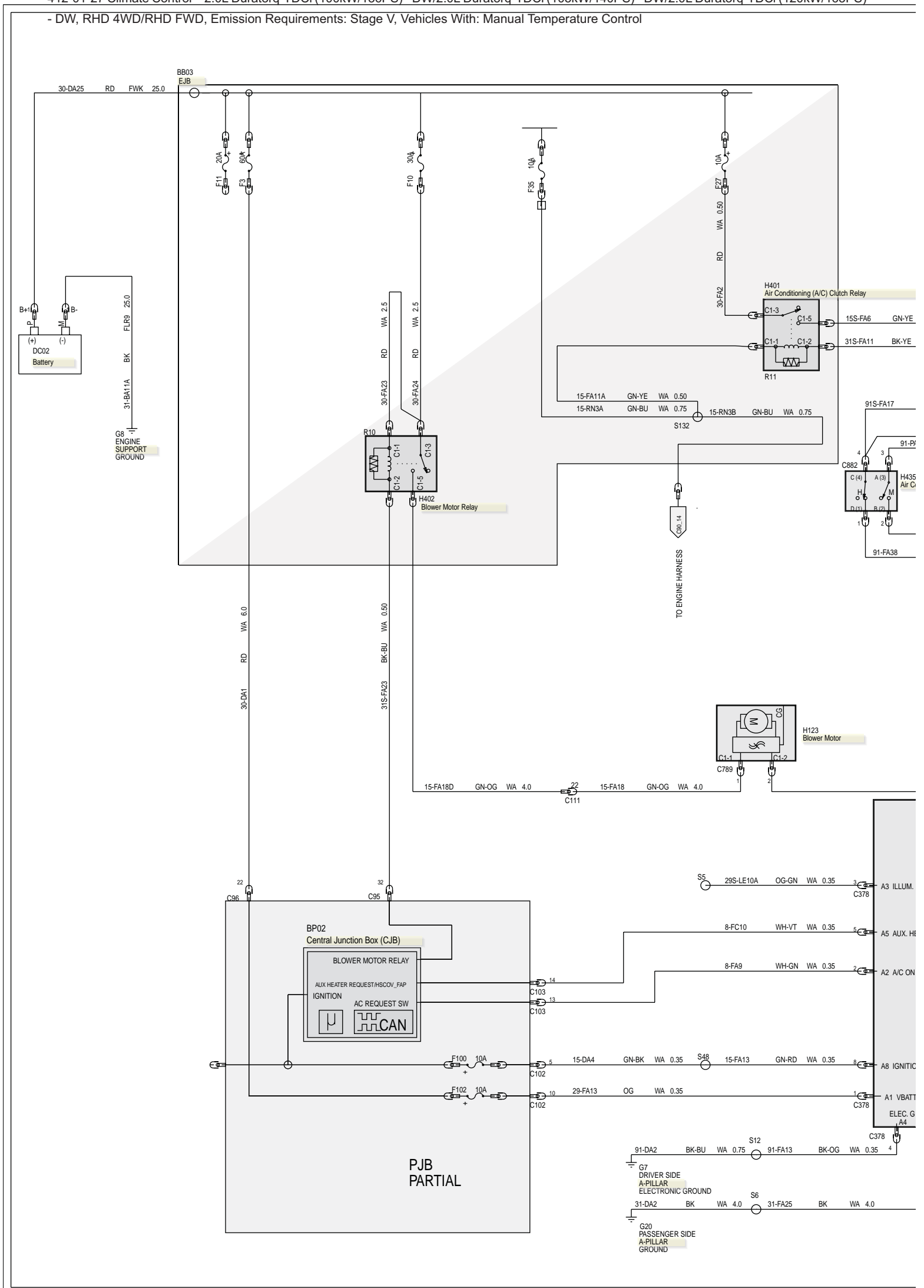


412-01-26 Climate Control—2.0L Duratorq-TDCi (100kW/136PS) - DW, RHD 4WD/RHD FWD, Vehicles With: Manual Temperature Control



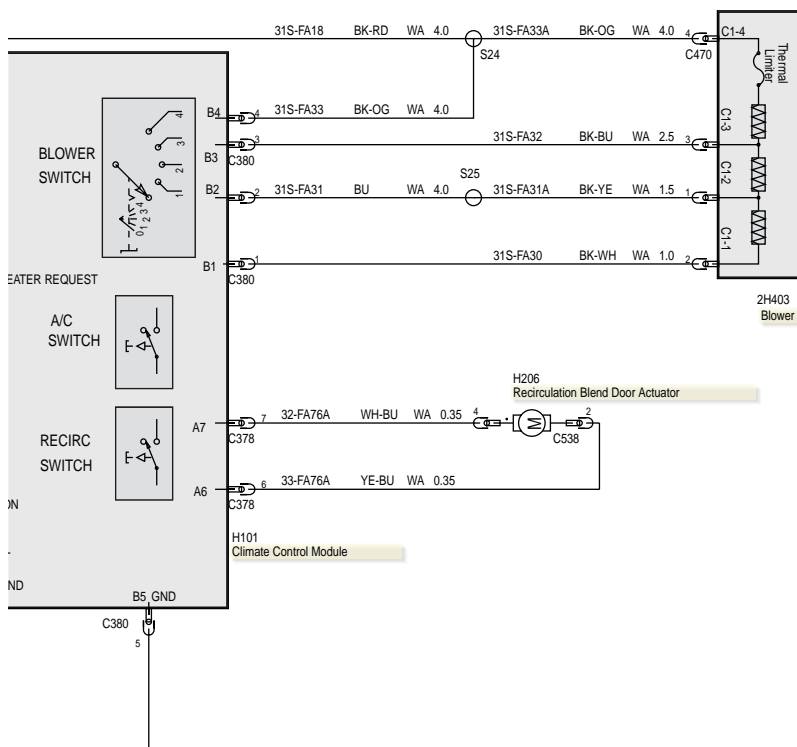
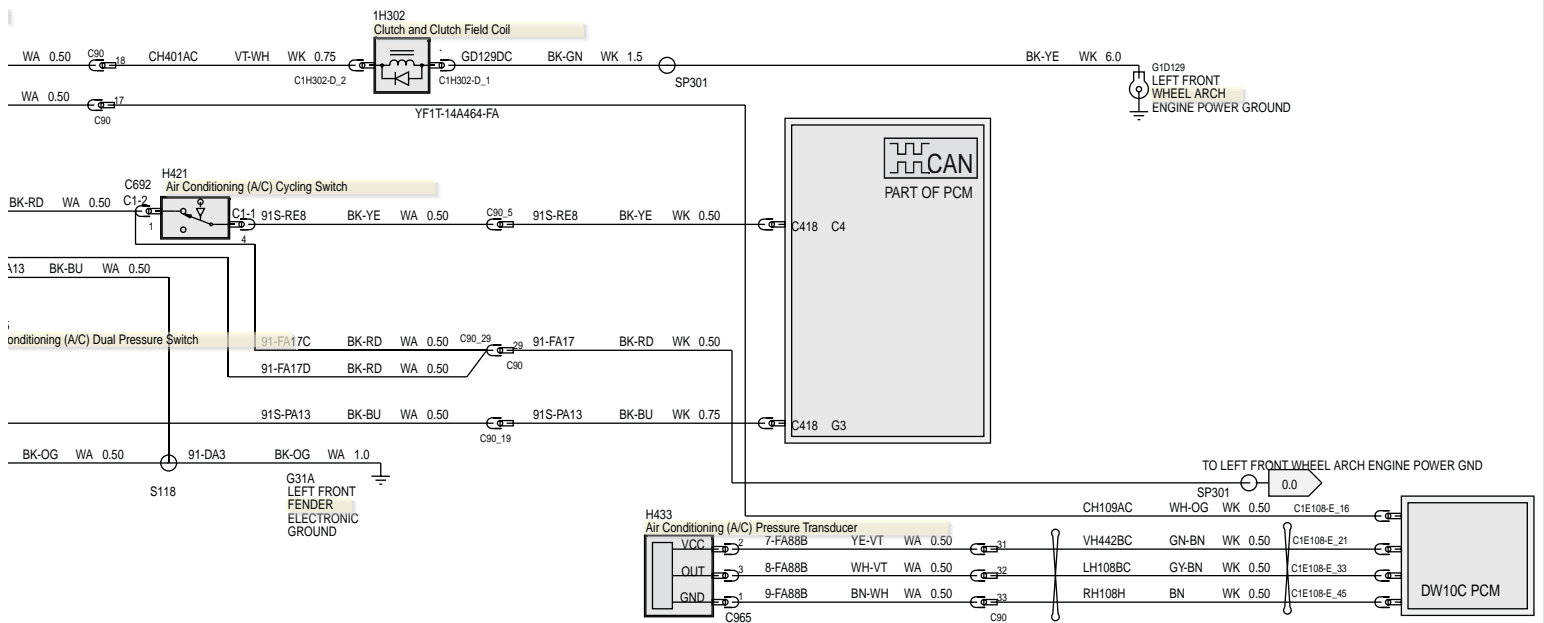
412-01-27 Climate Control—2.0L Duratorq-TDCi (100kW/136PS) - DW/2.0L Duratorq-TDCi (103kW/140PS) - DW/2.0L Duratorq-TDCi (120kW/163PS)

- DW, RHD 4WD/RHD FWD, Emission Requirements: Stage V, Vehicles With: Manual Temperature Control




412-01-28 Climate Control—2.0L Duratorq-TDCi (100kW/136PS) - DW/2.0L Duratorq-TDCi (103kW/140PS) - DW/2.0L Duratorq-TDCi (120kW/163PS)

- DW, RHD 4WD/RHD FWD, Emission Requirements: Stage V, Vehicles With: Manual Temperature Control

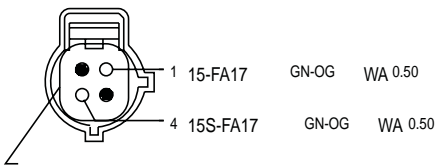


Air Conditioning (A/C) Clutch Relay (G1313041)



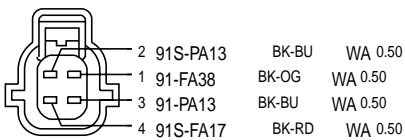
Air Conditioning (A/C) Cycling Switch (G1234513)

PIN 4 => 91S-RE8 BK-YE 0.50 WA
 PIN 1 => 91S-FA17 BK-RD 0.50 WA
 PIN 1 => 91-FA17B BK-RD 0.50 WA
 PIN 1 => 91-FA17A BK-RD 0.50 WA



F75B-14A464-AEA
 C692
 TO A/C COMPRESSOR CYCLING SWITCH
 HARNESS 14K733

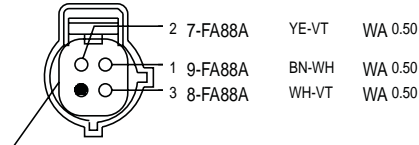
Air Conditioning (A/C) Dual Pressure Switch (G1234514)



YF1T-14A464-BA
 C882
 TO DUAL PRESSURE SWITCH
 HARNESS 14K733

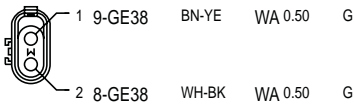
Air Conditioning (A/C) Pressure Transducer (G1234515)

PIN 1 => 9-FA88 BN-WH 0.50 WA
PIN 3 => 8-FA88 WH-VT 0.50 WA
PIN 2 => 7-FA88 YE-VT 0.50 WA



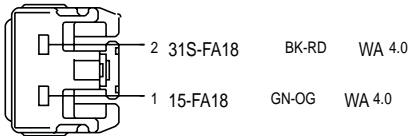
F75B-14A464-AGA
C965
TO A/C PRESSURE SENSOR
HARNESS 14K733

Ambient Air Temperature Sensor (G1234516)



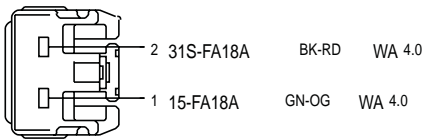
91AG-14A464-BBC
C974
TO ICE WARNING SENSOR
HARNESS 14K733

Blower Motor (G1234517)



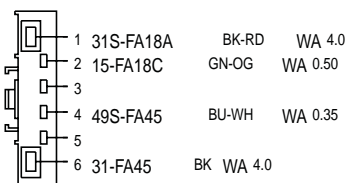
3M5T-14489-KBA
C789
TO HEATER BLOWER MOTOR
HARNESS 14401

Blower Motor (G1234518)



3M5T-14489-KBA
C832
TO BLOWER MOTOR
HARNESS 14401


Blower Motor Control Module (G1234519)



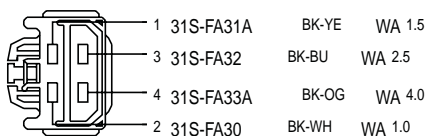
3M5T-14489-VFA
C834
TO BLOWER MOTOR MODULE
HARNESS 14401



Blower Motor Relay (G1313043)

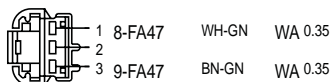


Blower Motor Resistor (G1234520)



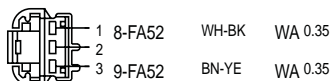
4S7T-14489-YLA
C470
TO HEATER BLOWER SERIES RESISTOR
HARNESS 14401

Center Register Air Discharge Temperature Sensor (G1234533)



2L2T-14A464-BA
C542
TO DISCHARGE PANEL SENSOR
HARNESS 14401

Center Register Air Discharge Temperature Sensor (G1234534)

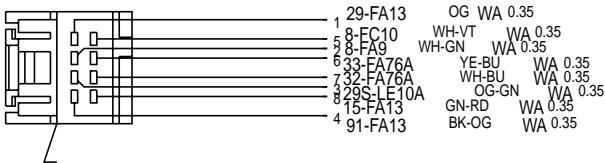


2L2T-14A464-BA
C543
TO RIGHT DISCHARGE PANEL SENSOR
HARNESS 14401



Climate Control Module (G1234535)

PIN 7 => 32-FA76 WH-BU 0.35 WA
PIN 6 => 33-FA76 YE-BU 0.35 WA



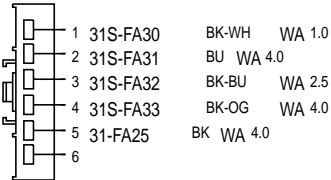
2L1T-14A464-JA

C378

TO HEATING CONTROL HEAD

HARNESS 14401

Climate Control Module (G1234536)



3M5T-14489-KEA

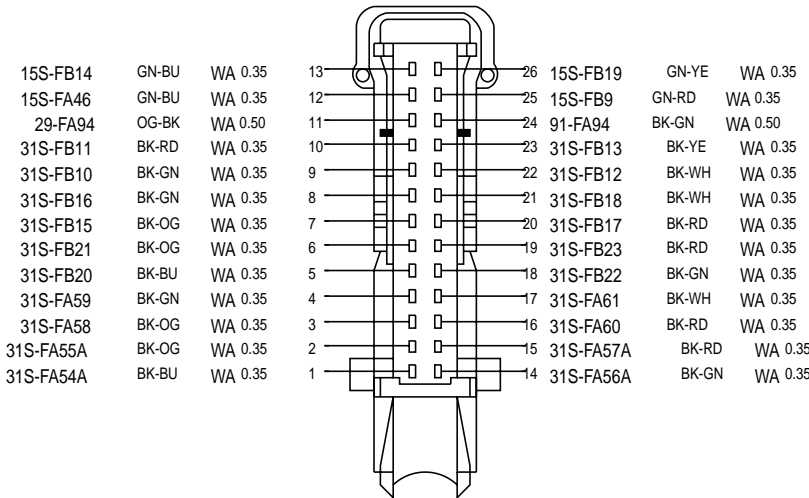
C380

TO HEATING CONTROL HEAD (HEATER BLOWER SWITCH)

HARNESS 14401

Climate Control Module (G1239841)

PIN 1 => 31S-FA54 BK-BU 0.35 WA
PIN 2 => 31S-FA55 BK-OG 0.35 WA
PIN 14 => 31S-FA56 BK-GN 0.35 WA
PIN 15 => 31S-FA57 BK-RD 0.35 WA



98BG-14489-RZA

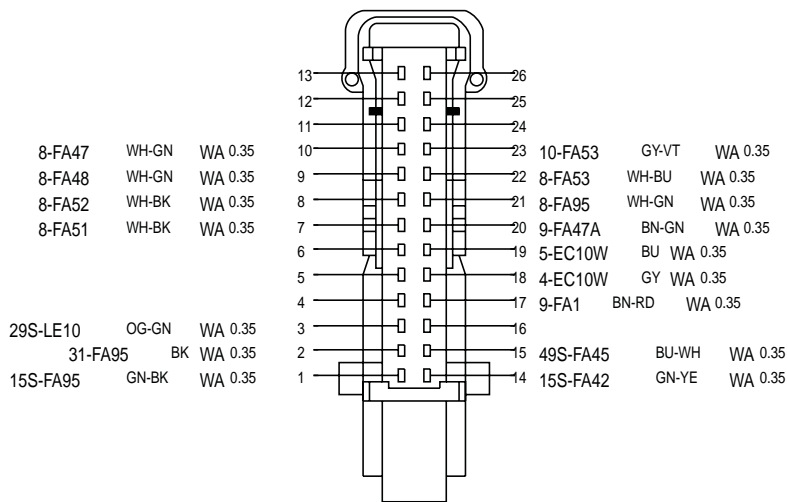
C539

TO DATC CONTROL HEAD A

HARNESS 14401




Climate Control Module (G1234537)

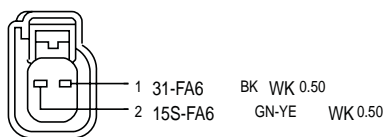


98AG-14489-RZA
 C540
 TO DATC CONTROL HEAD B
 HARNESS 14401

Clutch and Clutch Field Coil (G1240697)



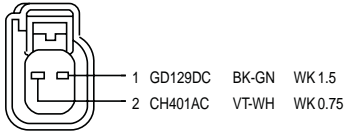
Clutch and Clutch Field Coil (G1234538)



YF1T-14A464-FA
 C957
 TO AC CLUTCH SOLENOID
 HARNESS 12A690

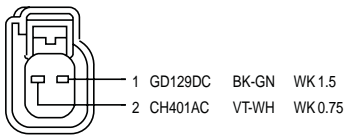


Clutch and Clutch Field Coil—D (G1324793)



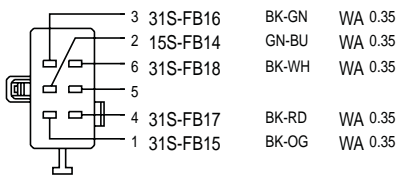
YF1T-14A464-FA
C1H302-D
TO A/C CLUTCH SOLENOID
HARNESS 12A690

Clutch and Clutch Field Coil—D (G1337080)



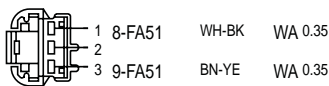
YF1T-14A464-FA
C1H302-D
TO A/C CLUTCH SOLENOID
HARNESS 12A690

Defrost Vent/Register Blend Door Actuator (G1234539)



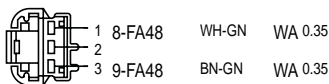
96AG-14489-RFA
C532
TO DEFROST DOOR ACTUATOR
HARNESS 14401

Footwell Air Discharge Temperature Sensor (G1234540)



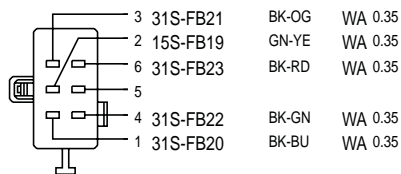
2L2T-14A464-BA
C536
TO DISCHARGE FLOOR SENSOR
HARNESS 14401

Footwell Air Discharge Temperature Sensor (G1234541)



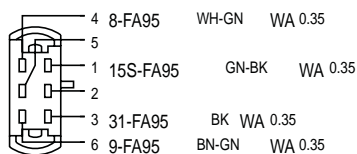
2L2T-14A464-BA
C544
TO LEFT DISCHARGE FLOOR SENSOR
HARNESS 14401

Footwell Vent/Duct Blend Door Actuator (G1234542)



96AG-14489-RFA
C533
TO PANEL/FLOOR DOOR
HARNESS 14401

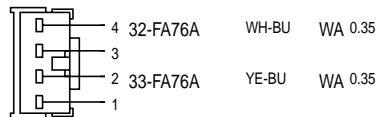
In-Vehicle Temperature Sensor (G1234548)



4M5T-14489-AFA
C780
TO INCAR TEMPERATURE SENSOR
HARNESS 14401

Recirculation Blend Door Actuator (G1234549)

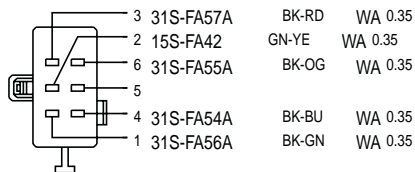
PIN 2 => 32-FA76 WH-BU 0.35 WA
PIN 4 => 33-FA76 YE-BU 0.35 WA



XR8T-14489-UA
C538
TO RECIRC DOOR MOTOR
HARNESS 14401

Recirculation Blend Door Actuator (G1236318)

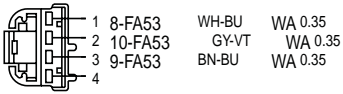
PIN 1 => 31S-FA54 BK-BU 0.35 WA
PIN 3 => 31S-FA55 BK-OG 0.35 WA
PIN 4 => 31S-FA56 BK-GN 0.35 WA
PIN 6 => 31S-FA57 BK-RD 0.35 WA



96AG-14489-RFA
C541
TO RECIRC DOOR ACTUATOR
HARNESS 14401



Sunload Sensor (G1234550)



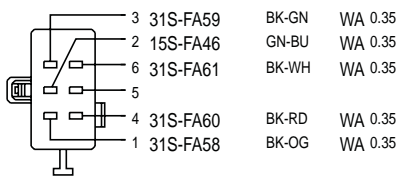
4L3T-14A464-LA

C554

TO DUAL PHOTO SUNLOAD SENSOR

HARNESS 19A657

Temperature Blend Door Actuator LH (G1234551)



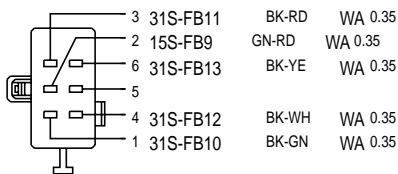
96AG-14489-RFA

C553

TO LEFT DOOR TEMPERATURE

HARNESS 14401

Temperature Blend Door Actuator RH (G1234552)



96AG-14489-RFA

C534

TO RIGHT TEMPERATURE DOOR

HARNESS 14401

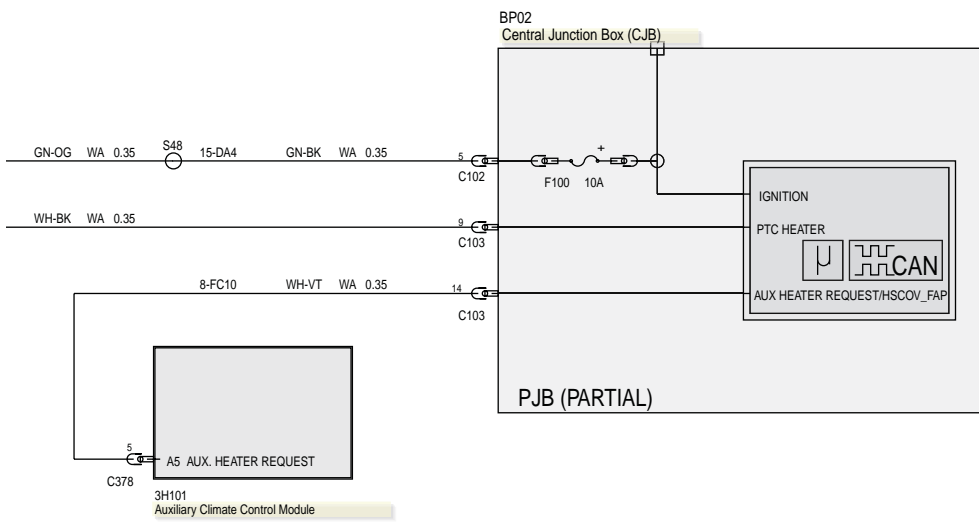


SECTION 412-02 Auxiliary Climate Control

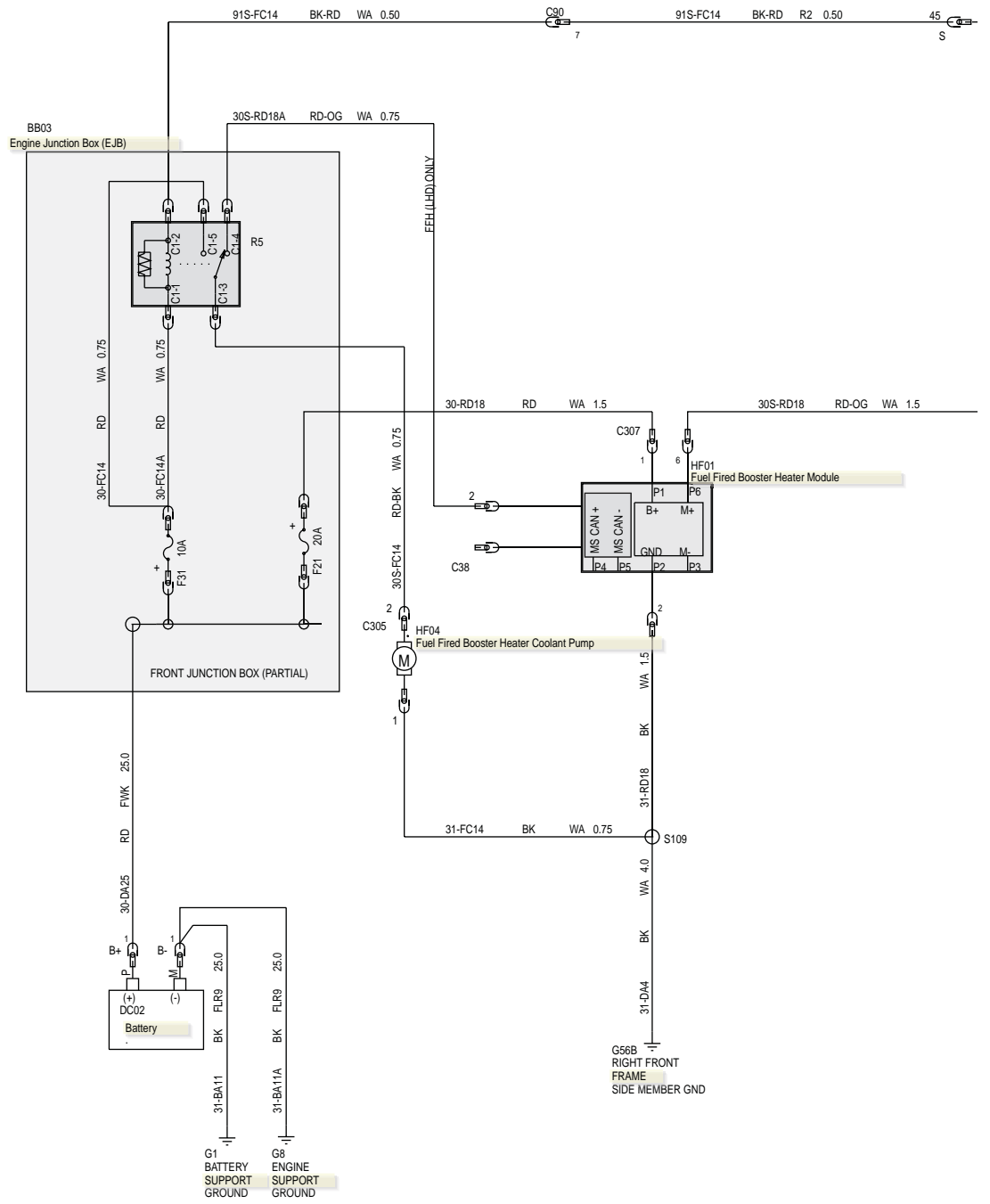
VEHICLE APPLICATION: 2011.0 Kuga

CONTENTS	PAGE
ELECTRICAL SCHEMATICS	
Electric Booster Heater.....	412-02-2
Fuel Fired Booster Heater.....	412-02-4
ELECTRICAL CONNECTORS	
Electric Booster Heater Module.....	412-02-6
Electric Booster Heater Module.....	412-02-6
Electric Booster Heater Module.....	412-02-6
Electric Booster Heater Relay.....	412-02-6
Fuel Fired Booster Heater Coolant Pump.....	412-02-7
Fuel Fired Booster Heater Coolant Pump.....	412-02-7
Fuel Fired Booster Heater Module.....	412-02-7

412-02-3 Electric Booster Heater

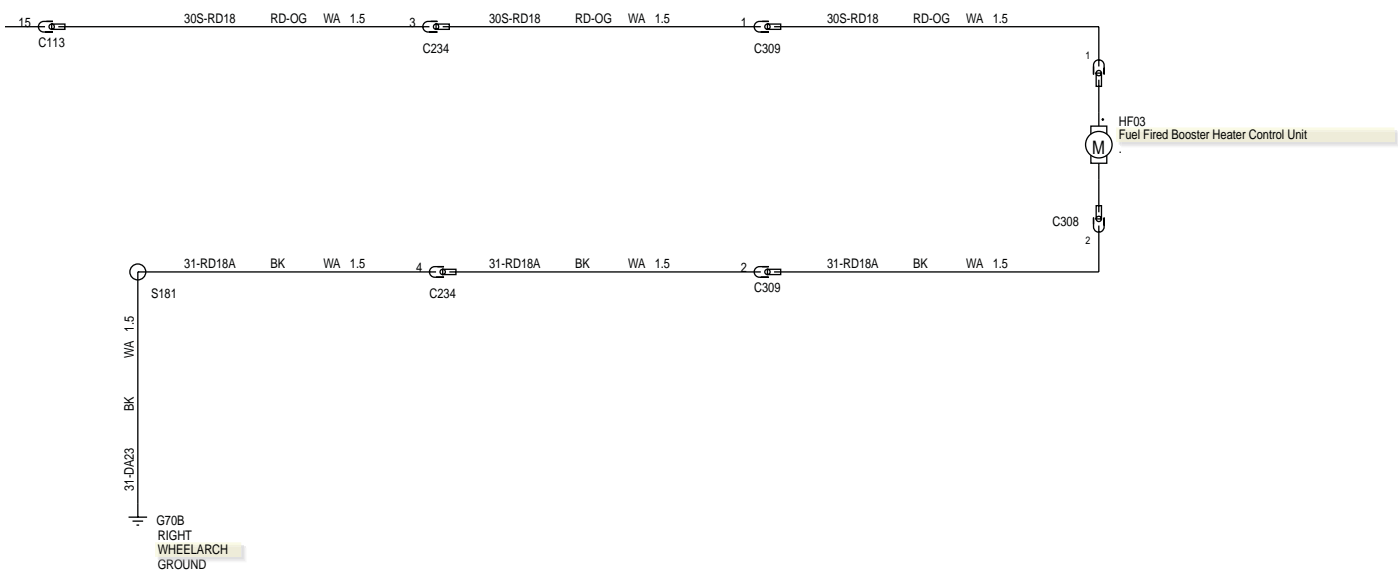


412-02-4 Fuel Fired Booster Heater

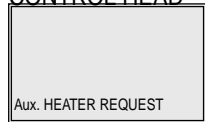


412-02-5 Fuel Fired Booster Heater

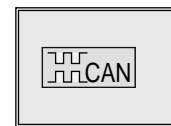
C681 TO IS PCM (AFTER RUN COOLANT PUMP)



PART OF HEATER CONTROL HEAD



PART OF P.I.B

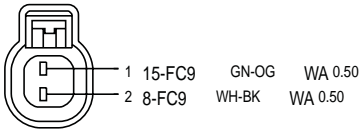


PART OF DATC MODULE



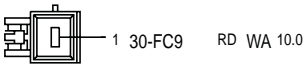
PART OF CLUSTER

Electric Booster Heater Module (G1239842)



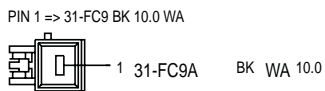
XR3T-14A464-BA
C851
TO PTC HEATER (SIGNAL)
HARNESS 14401

Electric Booster Heater Module (G1239843)




3M5T-14489-TAA
C861
TO PTC HEATER (POWER)
HARNESS 14K733

Electric Booster Heater Module (G1239844)



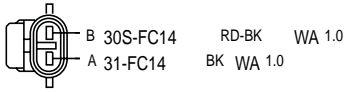
3M5T-14489-TBA
C878
TO PTC HEATER (GND)
HARNESS 14K733

Electric Booster Heater Relay (G1279926)



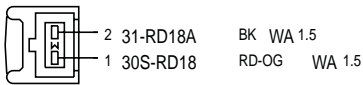


Fuel Fired Booster Heater Coolant Pump (G1245476)



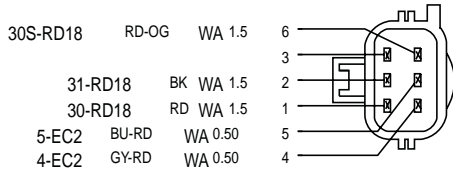
2C3T-14A464-BA
 C305
 TO FFH COOLANT WATER PUMP
 HARNESS 14K733

Fuel Fired Booster Heater Coolant Pump (G1239845)



89FG-14A464-HBA
 C308
 TO FFH MOTOR (LOCATED IN TANK UNIT)
 HARNESS 14B564

Fuel Fired Booster Heater Module (G1239846)



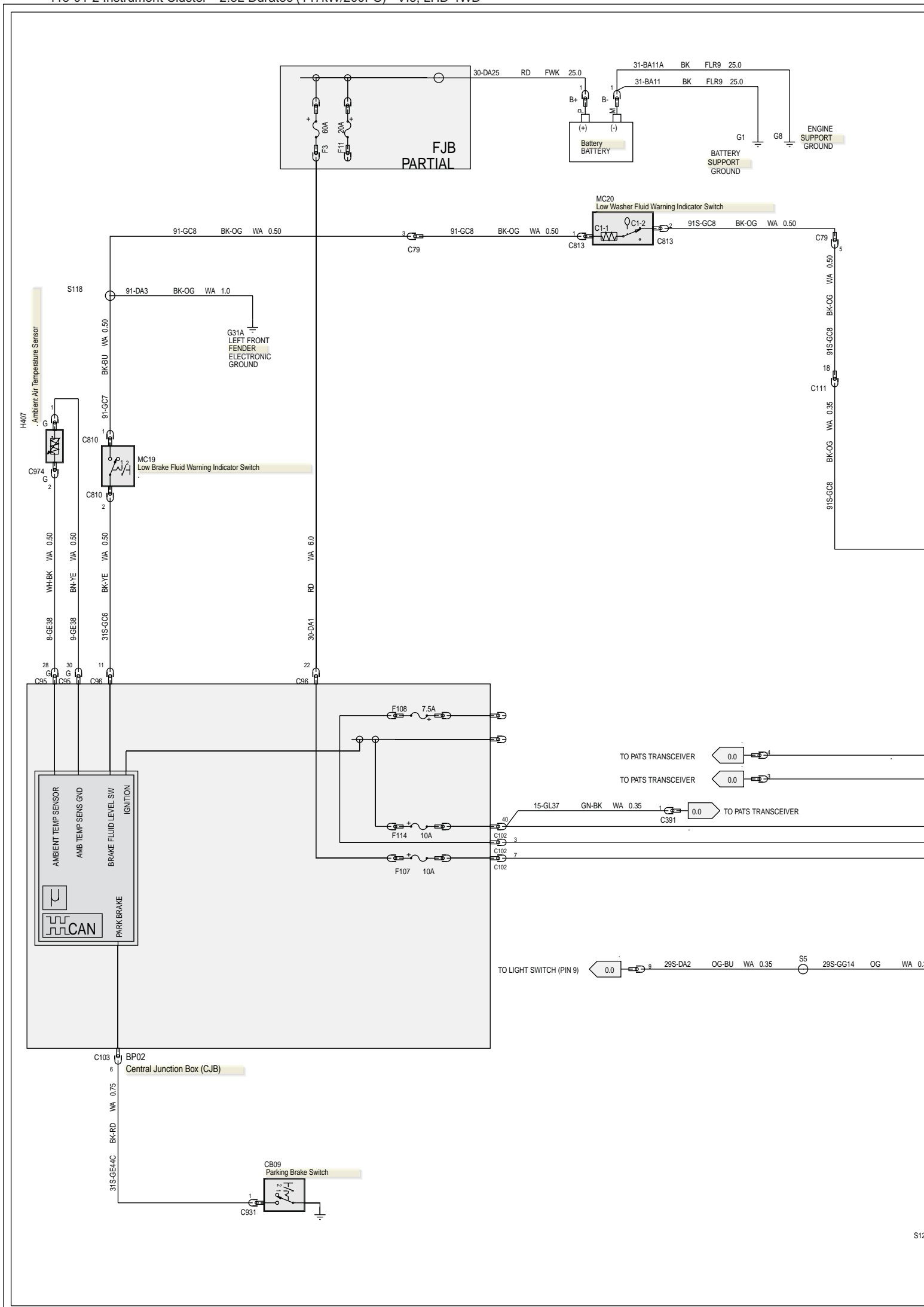
XW4T-14A624-CAA
 C307
 TO FUEL FIRED HEATER MODULE
 HARNESS 14K733

SECTION 413-01 Instrument Cluster

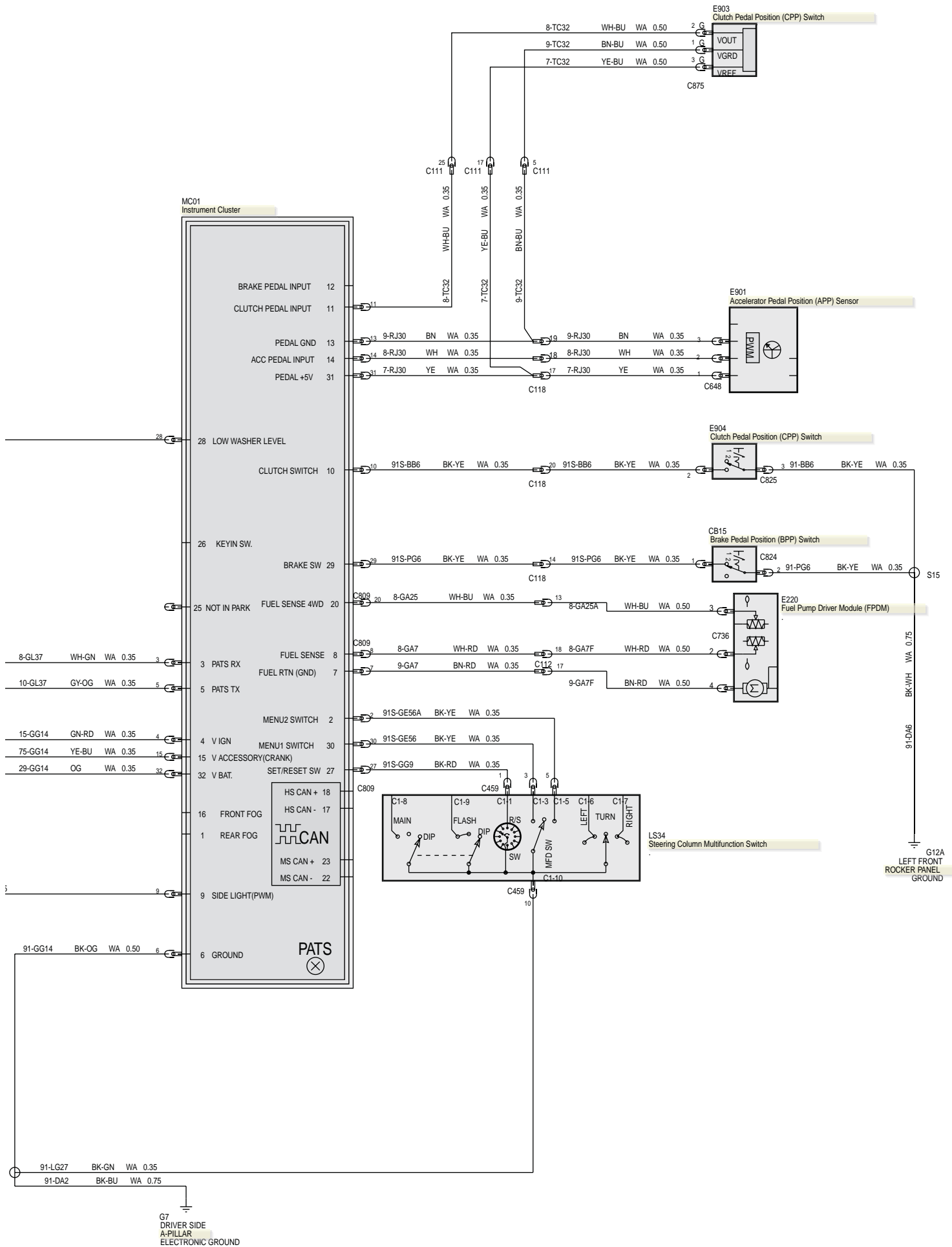
VEHICLE APPLICATION: 2011.0 Kuga

CONTENTS	PAGE
ELECTRICAL SCHEMATICS	
Instrument Cluster — 2.5L Duratec (147kW/200PS) - VI5, LHD 4WD.....	413-01-2
Instrument Cluster — 2.0L Duratorq-TDCi (100kW/136PS) - DW/2.0L Duratorq-TDCi (103kW/140PS) - DW/2.0L Duratorq-TDCi (120kW/163PS) - DW, LHD 4WD/LHD FWD, Emission Requirements: Stage V.....	413-01-4
Instrument Cluster — 2.5L Duratec (147kW/200PS) - VI5, RHD 4WD.....	413-01-6
Instrument Cluster — 2.0L Duratorq-TDCi (100kW/136PS) - DW/2.0L Duratorq-TDCi (103kW/140PS) - DW/2.0L Duratorq-TDCi (120kW/163PS) - DW, RHD 4WD, Emission Requirements: Stage V.....	413-01-8
ELECTRICAL CONNECTORS	
Instrument Cluster.....	413-01-10

413-01-2 Instrument Cluster—2.5L Duratec (147kW/200PS) - VI5, LHD 4WD

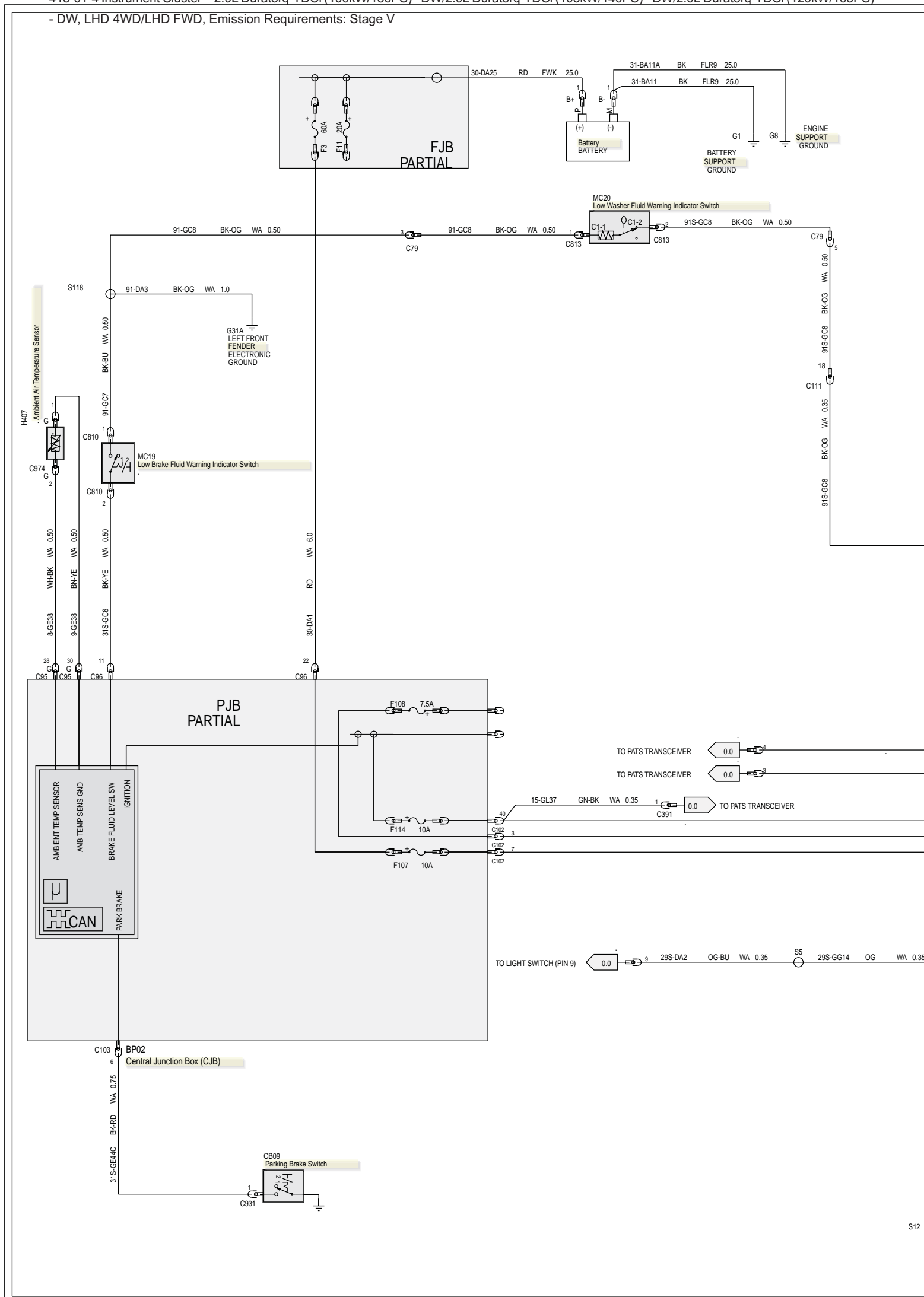


413-01-3 Instrument Cluster—2.5L Duratec (147kW/200PS) - VI5, LHD 4WD

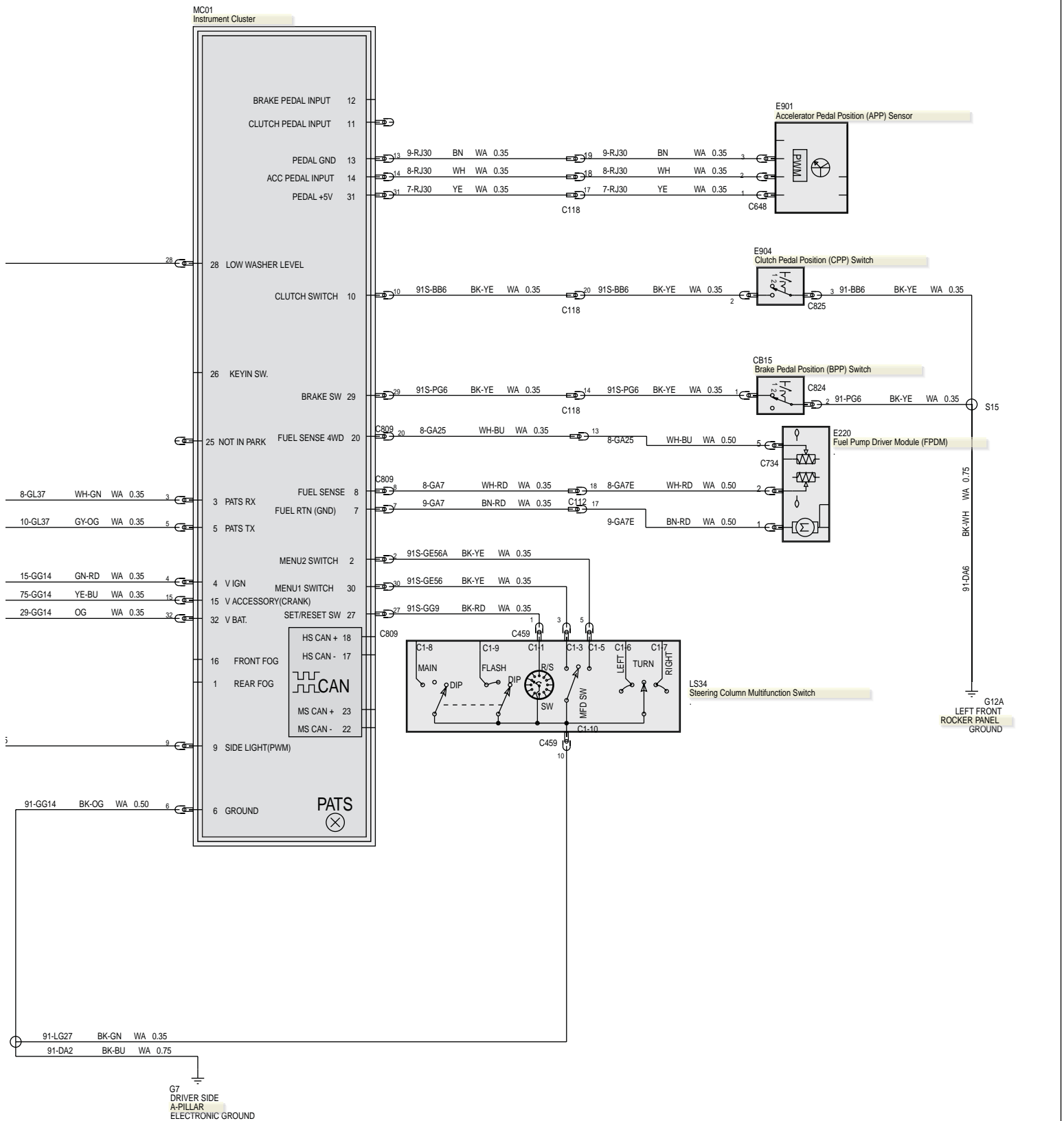


413-01-4 Instrument Cluster—2.0L Duratorq-TDCi (100kW/136PS) - DW/2.0L Duratorq-TDCi (103kW/140PS) - DW/2.0L Duratorq-TDCi (120kW/163PS)

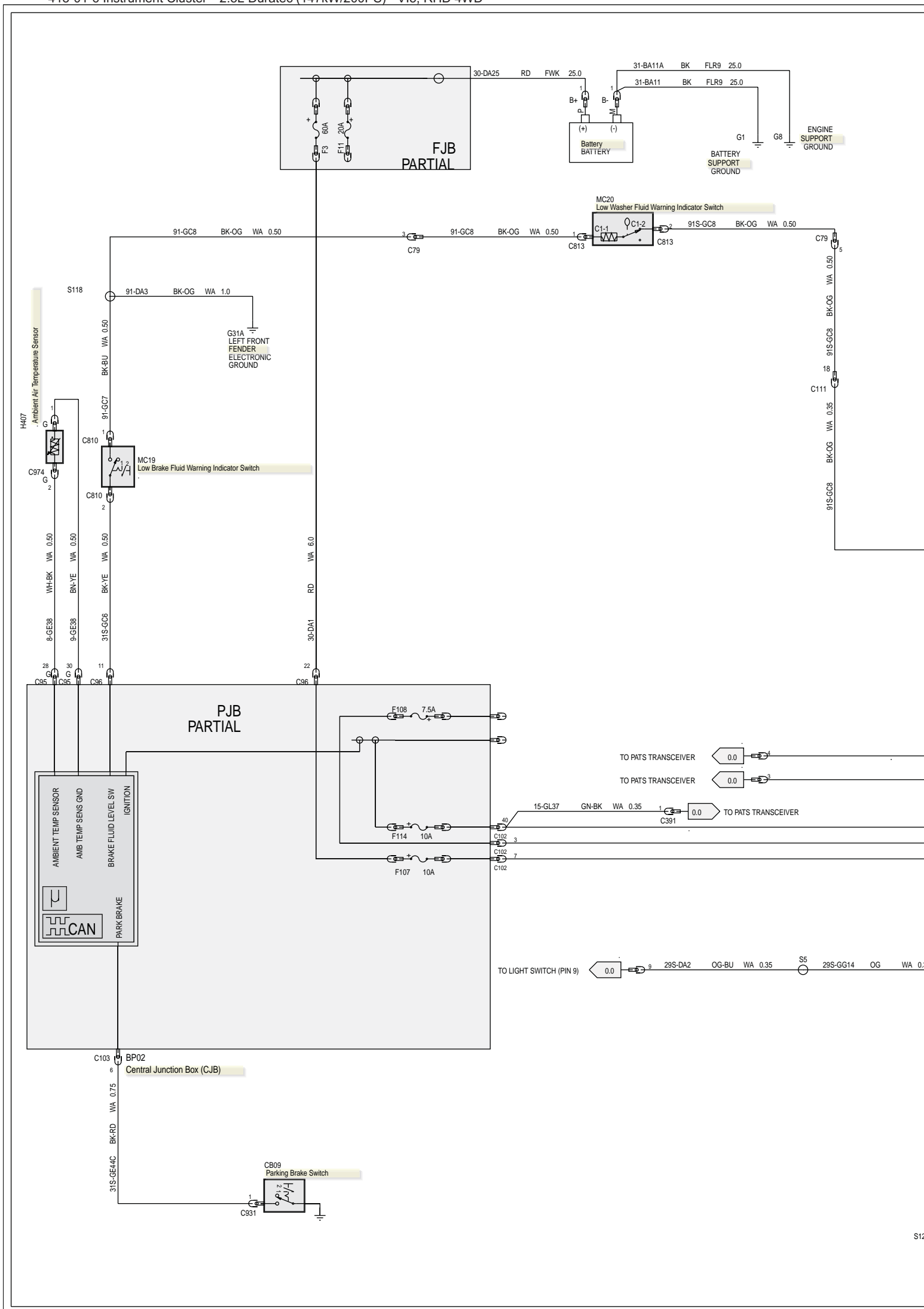
- DW, LHD 4WD/LHD FWD, Emission Requirements: Stage V



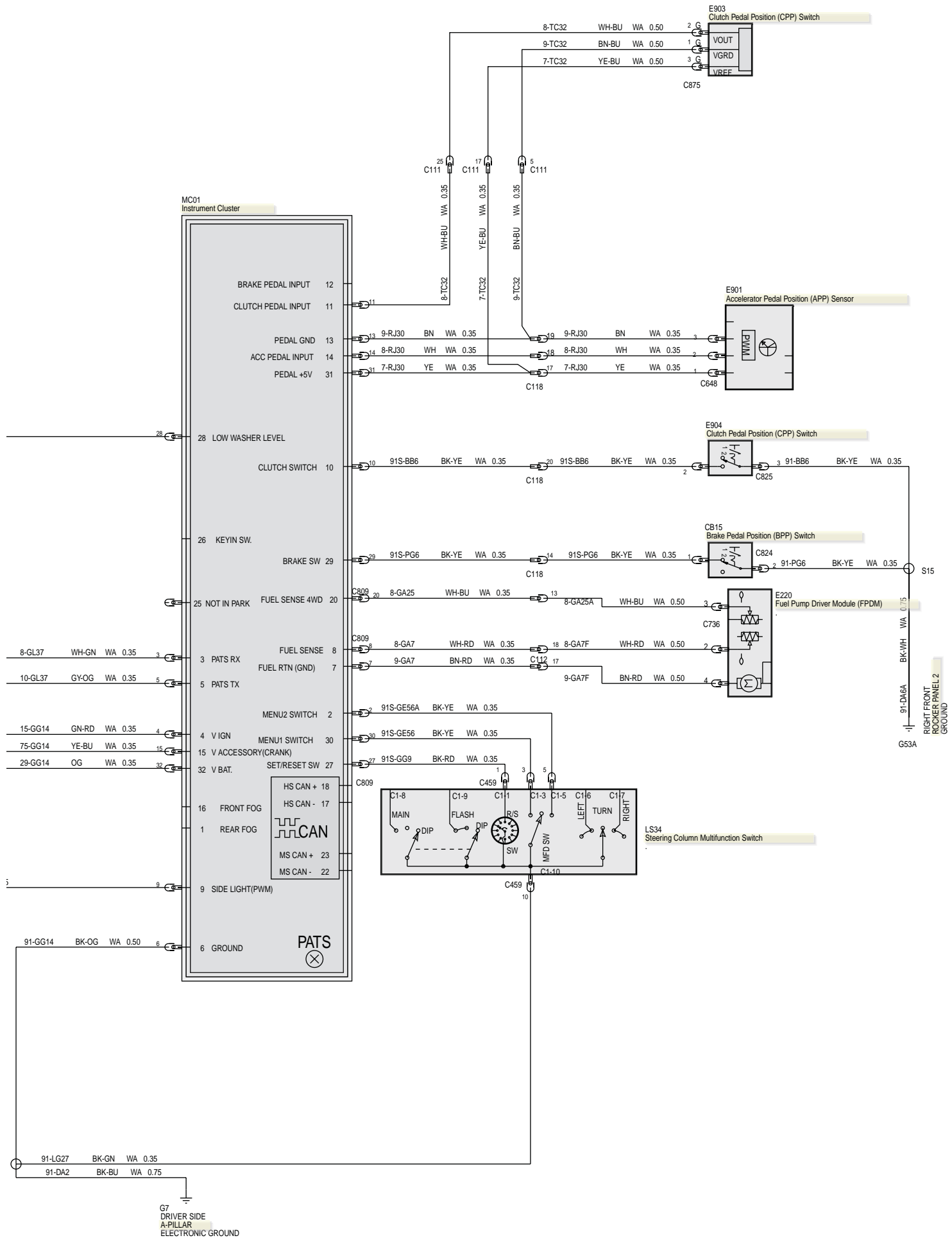
413-01-5 Instrument Cluster—2.0L Duratorq-TDCi (100kW/136PS) - DW/2.0L Duratorq-TDCi (103kW/140PS) - DW/2.0L Duratorq-TDCi (120kW/163PS) - DW, LHD 4WD/LHD FWD, Emission Requirements: Stage V



413-01-6 Instrument Cluster—2.5L Duratec (147kW/200PS) - V15, RHD 4WD

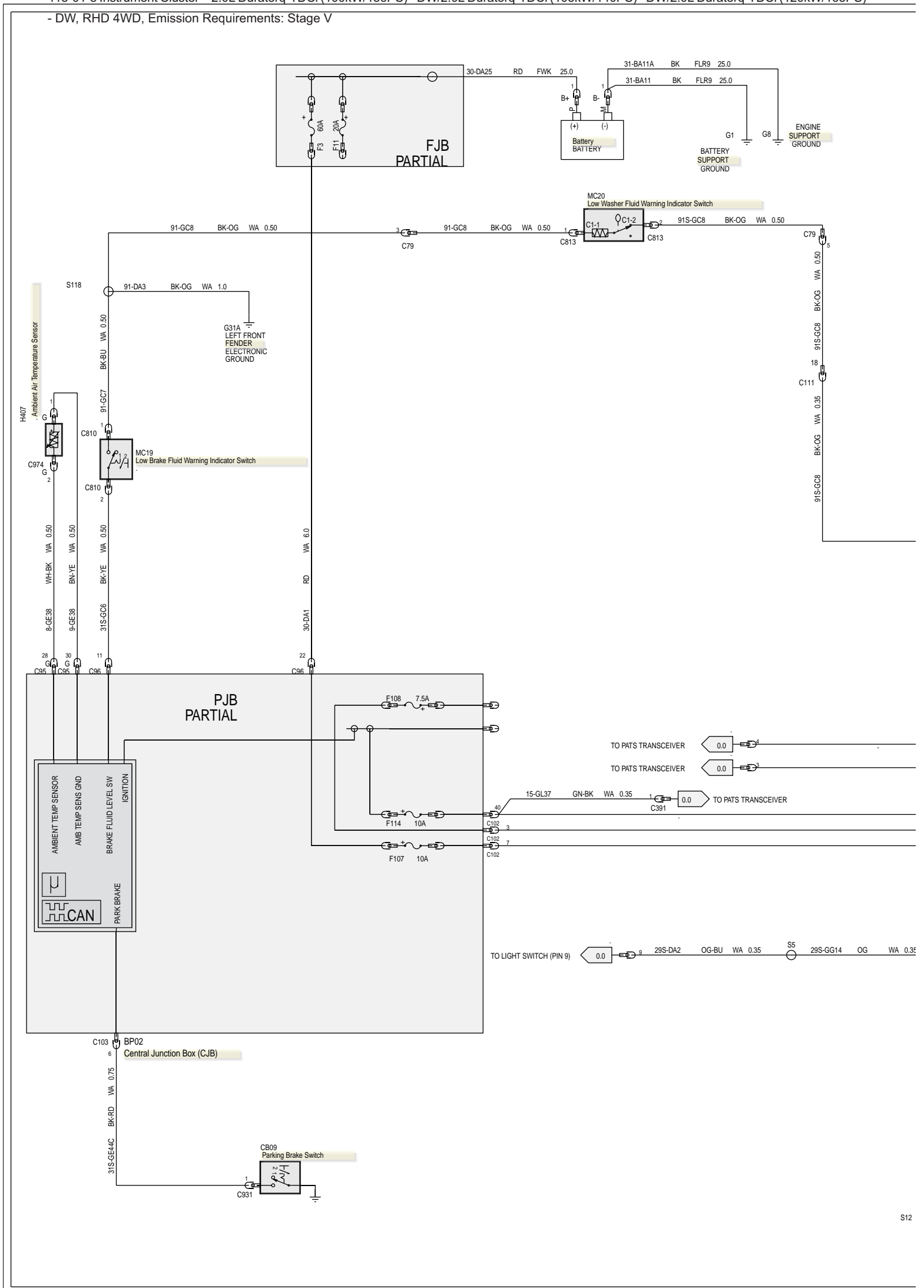


413-01-7 Instrument Cluster—2.5L Duratec (147kW/200PS) - V15, RHD 4WD



413-01-8 Instrument Cluster—2.0L Duratorq-TDCi (100kW/136PS) - DW/2.0L Duratorq-TDCi (103kW/140PS) - DW/2.0L Duratorq-TDCi (120kW/163PS)

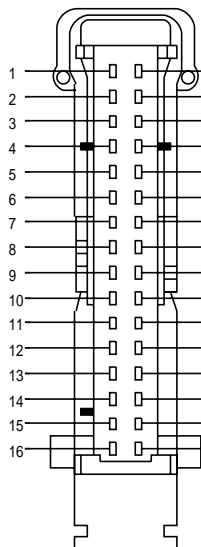
- DW, RHD 4WD, Emission Requirements: Stage V



Instrument Cluster (G1234554)

PIN 25 => 31S-TA32 BK-WH 0.35 WA
 PIN 25 => 31S-TA32 BK-WH 0.35 WA + 31S-TA32B BK-WH 0.35 WA
 PIN 25 => 31S-TA32B BK-WH 0.35 WA + 31S-TA32A BK-WH 0.35 WA
 PIN 25 => 31S-TA32B BK-WH 0.35 WAPIN 25 => 31S-TA32B BK-WH 0.35 WA

- 15S-LD13 GN-OG WA 0.75
- 91S-GE56A BK-YE WA 0.35
- 8-GL37 WH-GN WA 0.35
- 15-GG14 GN-RD WA 0.35
- 10-GL37 GY-OG WA 0.35
- 91-GG14 BK-OG WA 0.50
- 9-GA7 BN-RD WA 0.35
- 8-GA7 WH-RD WA 0.35
- 29S-GG14 OG WA 0.35
- 91S-BB6 BK-YE WA 0.35
- 8-TC32 WH-BU WA 0.35
- 9-RJ30 BN WA 0.35
- 8-RJ30 WH WA 0.35
- 75-GG14 YE-BU WA 0.35
- 15S-LD7 GN-BU WA 0.75



- 17 5-EC7H BU-RD WA 0.35
- 18 4-EC7H GY-RD WA 0.35
- 19
- 20 8-GA25 WH-BU WA 0.35
- 21
- 22 5-EC10 BU WA 0.35
- 23 4-EC10 GY WA 0.35
- 24
- 25 31S-TA32A BK-WH WA 0.35 + 31S-TA32B BK-WH WA 0.35
- 26
- 27 91S-GG9 BK-RD WA 0.35
- 28 91S-GC8 BK-OG WA 0.35
- 29 91S-PG6 BK-YE WA 0.35
- 30 91S-GE56 BK-YE WA 0.35
- 31 7-RJ30 YE WA 0.35
- 32 29-GG14 OG WA 0.35

YS6T-14489-RZA
 C809
 TO INSTRUMENT CLUSTER
 HARNESS 14401



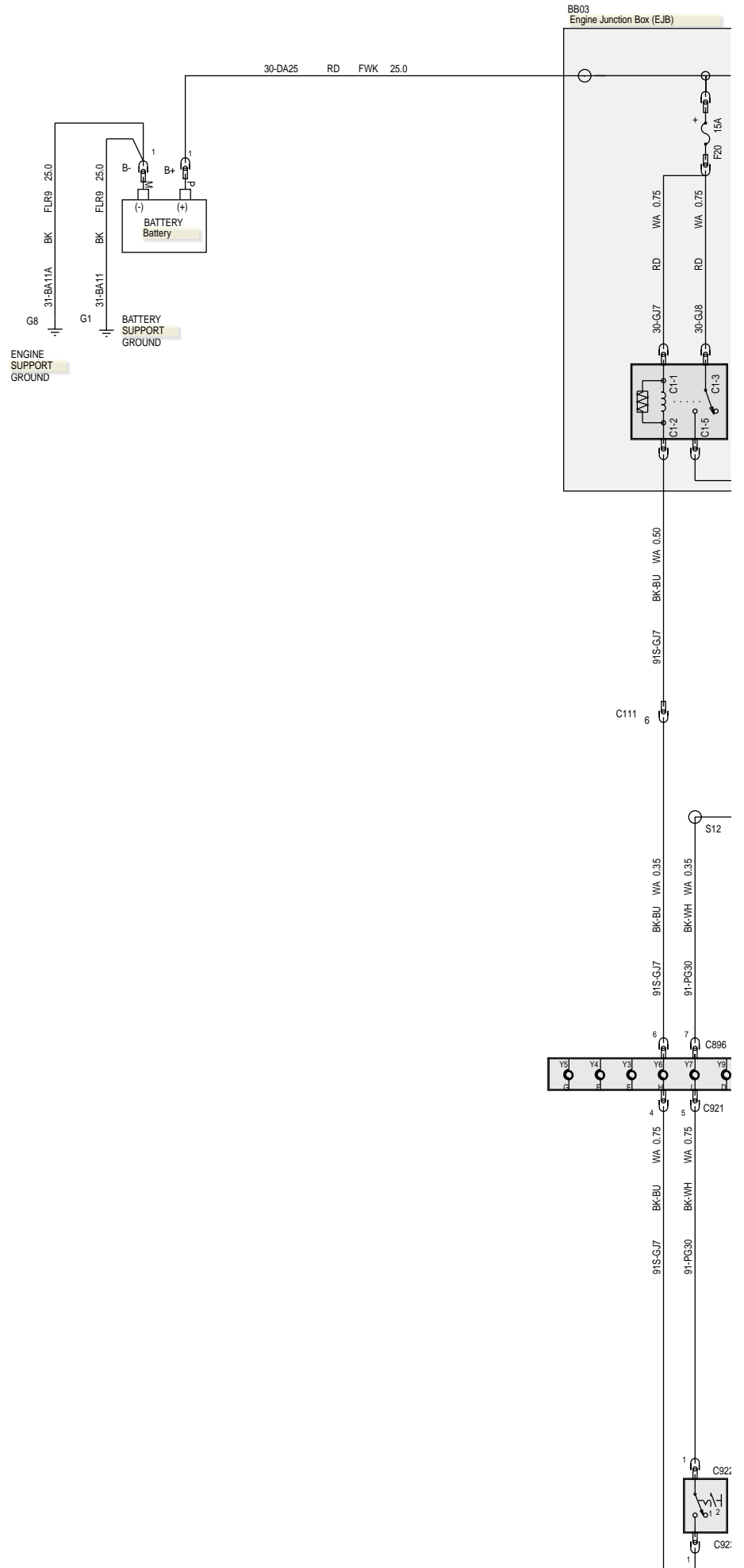
SECTION 413-06 Horn

VEHICLE APPLICATION: 2011.0 Kuga

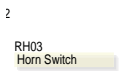
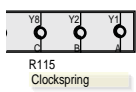
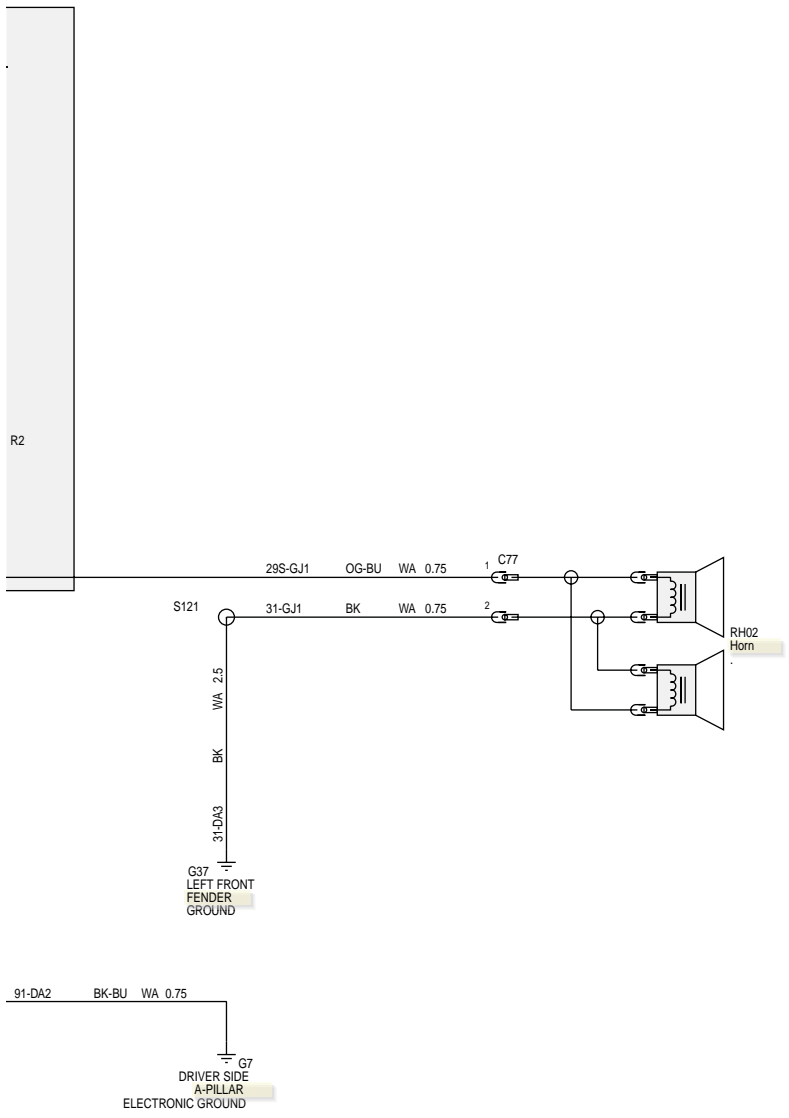
CONTENTS	PAGE
ELECTRICAL SCHEMATICS	
Horn.....	413-06-2
ELECTRICAL CONNECTORS	
Horn.....	413-06-4
Horn.....	413-06-4
Horn Relay.....	413-06-4
Horn Switch.....	413-06-5
Horn Switch.....	413-06-5



413-06-2 Horn




413-06-3 Horn







Horn (G1240700)



Horn (G1240701)



Horn Relay (G1313045)





Horn Switch (G1239852)



92BG-14463-GHA

C922

TO STEERING WHEEL GROUND

HARNESS 13927

Horn Switch (G1239853)



3M5T-14474-GEA

C923

TO HORN SWITCH

HARNESS 13927





SECTION 413-09 Warning Devices

VEHICLE APPLICATION: 2011.0 Kuga

CONTENTS PAGE

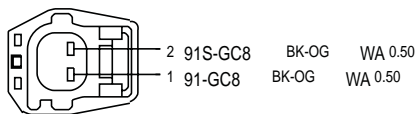
ELECTRICAL CONNECTORS

Low Washer Fluid Warning Indicator Switch..... 413-09-2





Low Washer Fluid Warning Indicator Switch (G1234557)



XW4T-14A464-AHB

C813

TO LOW CLEANING WATER LEVEL SWITCH

HARNESS F221050

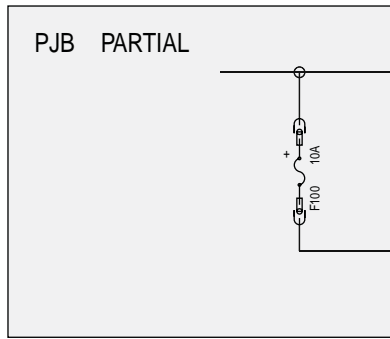
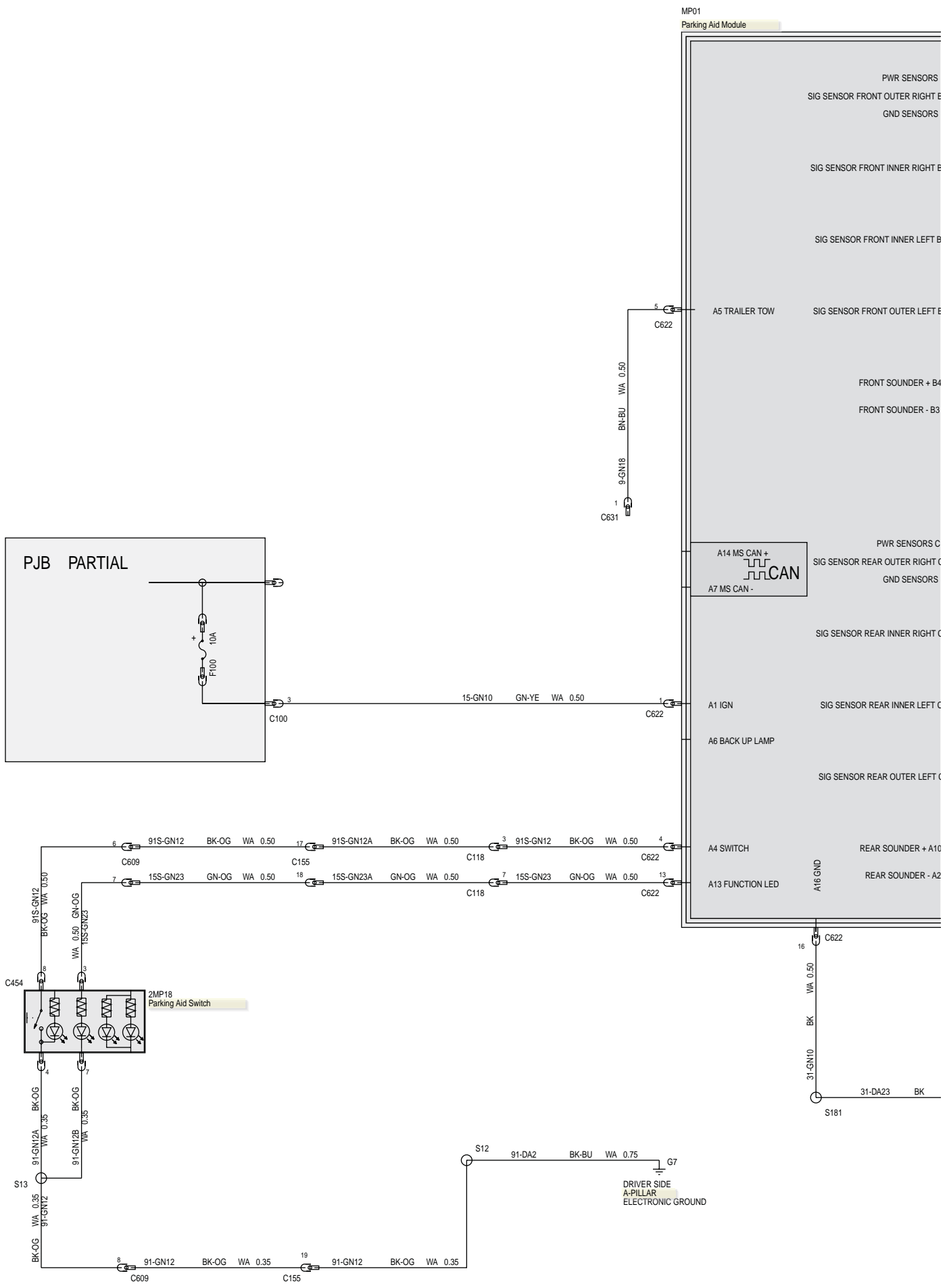


SECTION 413-13 Parking Aid


VEHICLE APPLICATION: 2011.0 Kuga

CONTENTS	PAGE
ELECTRICAL SCHEMATICS	
Parking Aid — Vehicles Without: Parking Aid Camera.....	413-13-2
Parking Aid — Vehicles With: Parking Aid Camera.....	413-13-4
ELECTRICAL CONNECTORS	
Front Inner Parking Aid Sensor LH.....	413-13-8
Front Inner Parking Aid Sensor RH.....	413-13-8
Front Outer Parking Aid Sensor LH.....	413-13-8
Front Outer Parking Aid Sensor RH.....	413-13-8
Front Parking Aid Speaker.....	413-13-9
Parking Aid Camera Module — A.....	413-13-9
Parking Aid Camera Module — B.....	413-13-9
Parking Aid Camera Module — C.....	413-13-9
Parking Aid Module.....	413-13-10
Parking Aid Module.....	413-13-10
Parking Aid Module.....	413-13-10
Parking Aid Switch.....	413-13-11
Rear Inner Parking Aid Sensor LH/Center.....	413-13-11
Rear Inner Parking Aid Sensor RH.....	413-13-11
Rear Outer Parking Aid Sensor LH.....	413-13-11
Rear Outer Parking Aid Sensor RH.....	413-13-12
Rear Parking Aid Camera.....	413-13-12
Rear Parking Aid Speaker.....	413-13-12

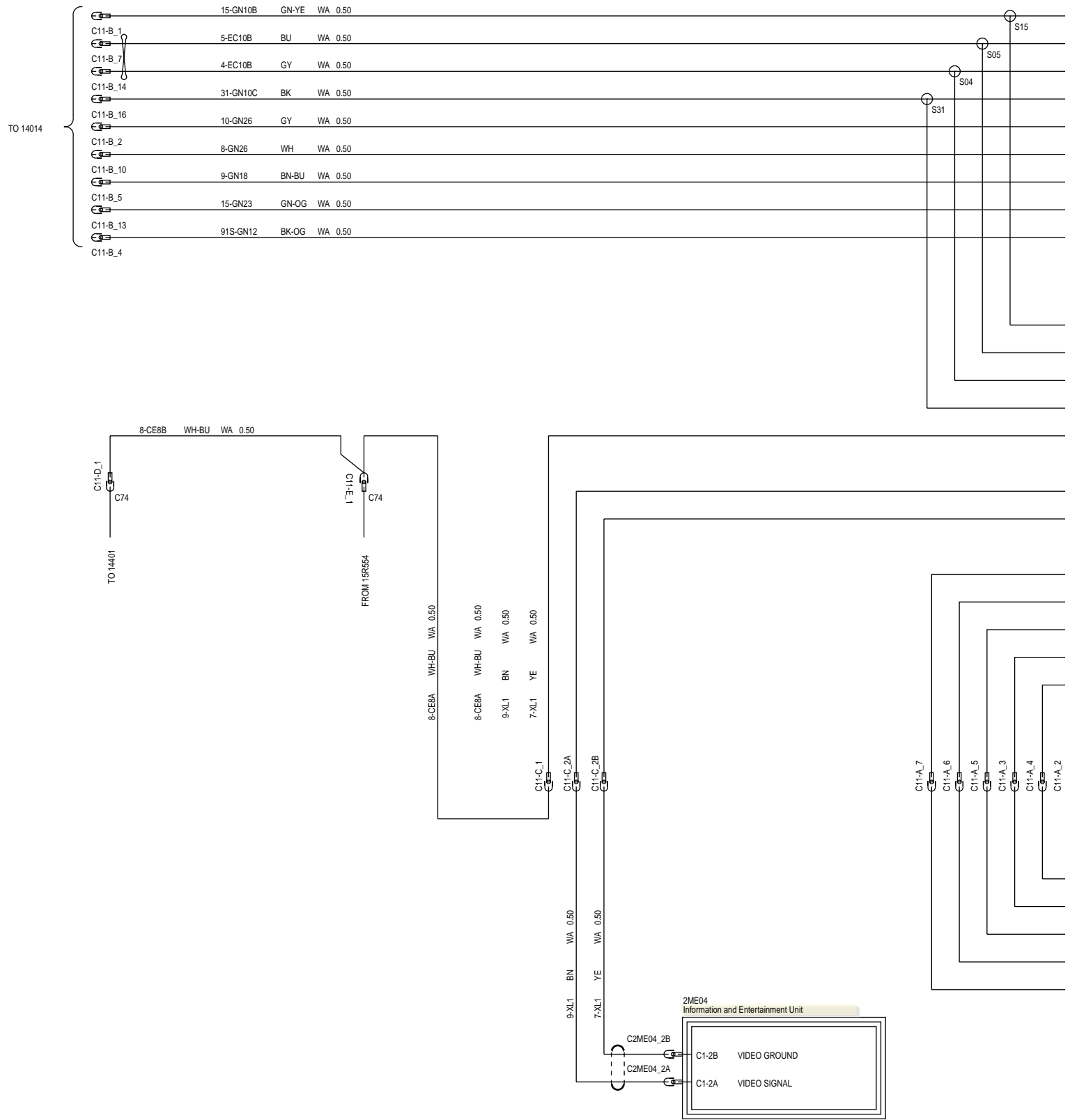
413-13-2 Parking Aid—Vehicles Without: Parking Aid Camera




413-13-3 Parking Aid—Vehicles Without: Parking Aid Camera



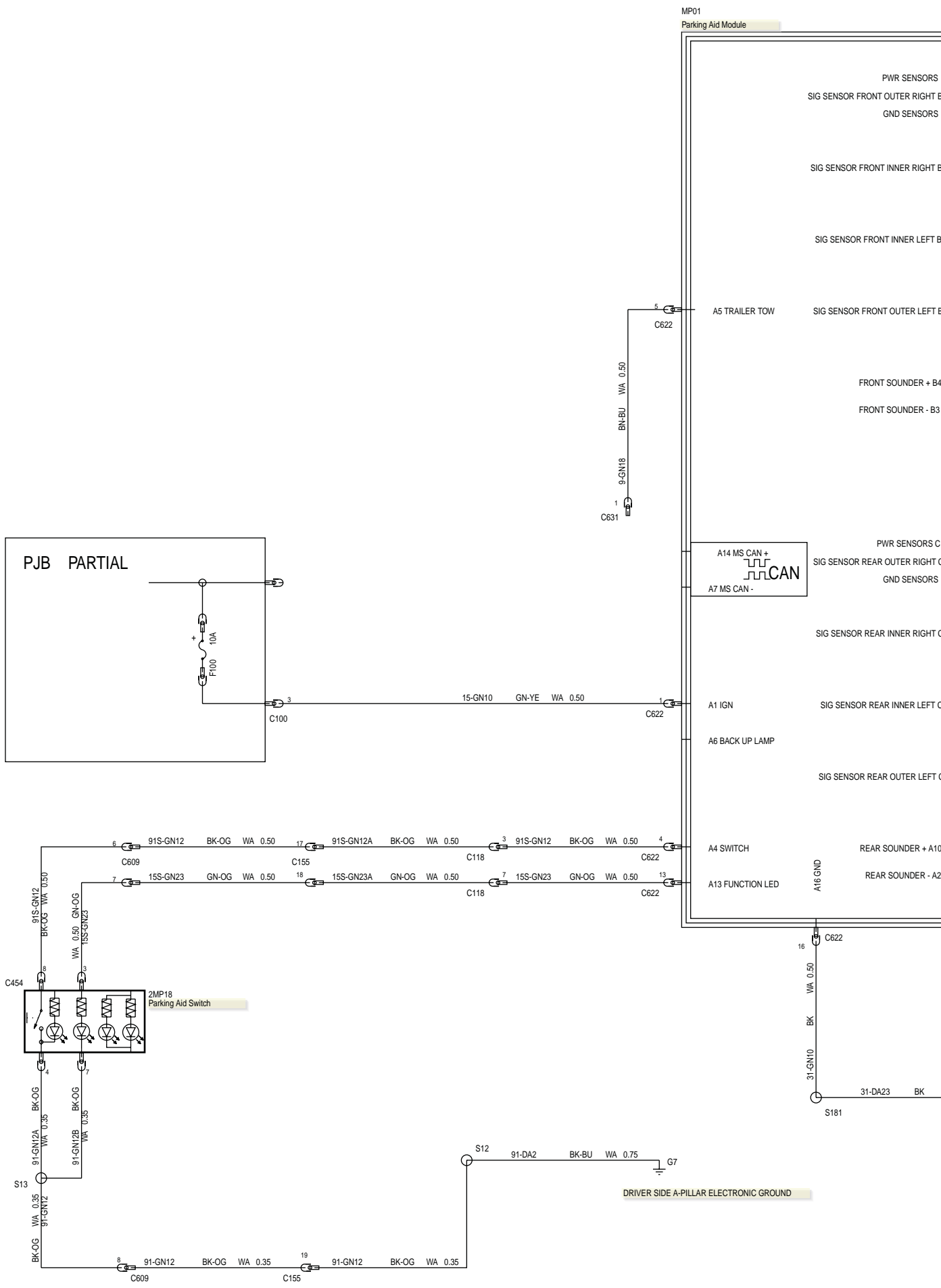
413-13-4 Parking Aid—Vehicles With: Parking Aid Camera



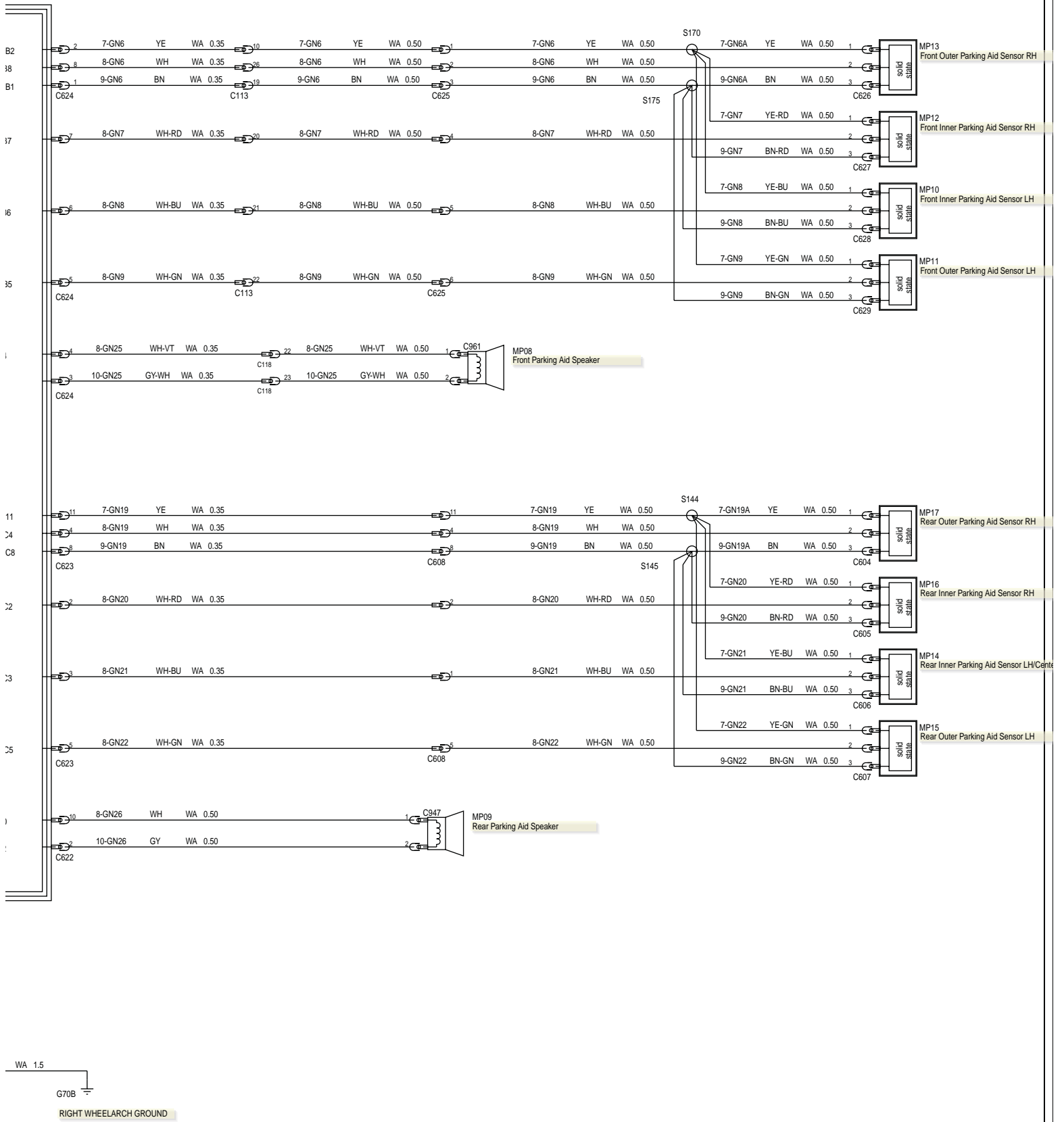
413-13-5 Parking Aid—Vehicles With: Parking Aid Camera



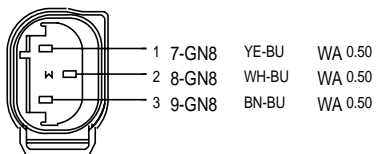
413-13-6 Parking Aid—Vehicles With: Parking Aid Camera



413-13-7 Parking Aid—Vehicles With: Parking Aid Camera

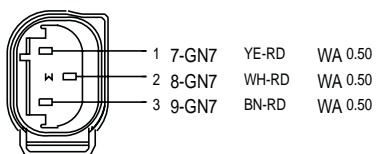


Front Inner Parking Aid Sensor LH (G1234570)



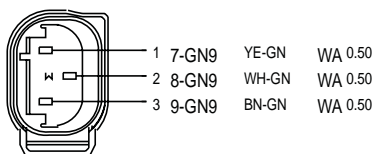
98AG-14A464-RDA
C628
TO PARK AID SENSOR
HARNESS 15K867

Front Inner Parking Aid Sensor RH (G1234571)



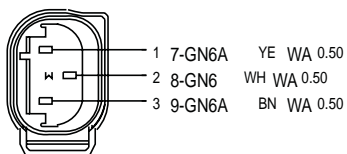
98AG-14A464-RDA
C627
TO PARK AID SENSOR
HARNESS 15K867

Front Outer Parking Aid Sensor LH (G1234572)



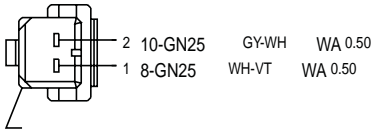
98AG-14A464-RDA
C629
TO PARK AID SENSOR
HARNESS 15K867

Front Outer Parking Aid Sensor RH (G1234573)



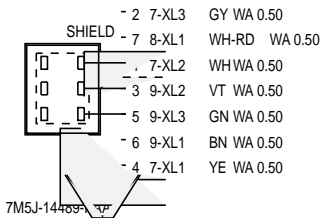
98AG-14A464-RDA
C626
TO PARK AID SENSOR
HARNESS 15K867

Front Parking Aid Speaker (G1234574)



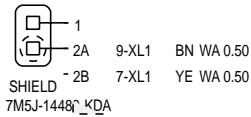
F7LB-14489-AA
C961
TO PARKING AID SOUNDER
HARNESS 14401

Parking Aid Camera Module—A (G1249552)



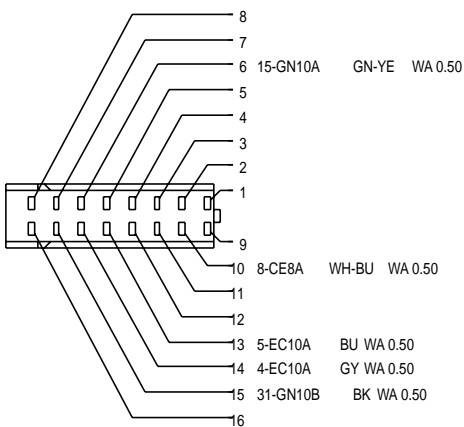
7M5J-14489-AA
C4MP22-A
TO ELECTRONIC CONTROL UNIT
HARNESS 14D466-CA

Parking Aid Camera Module—B (G1249553)



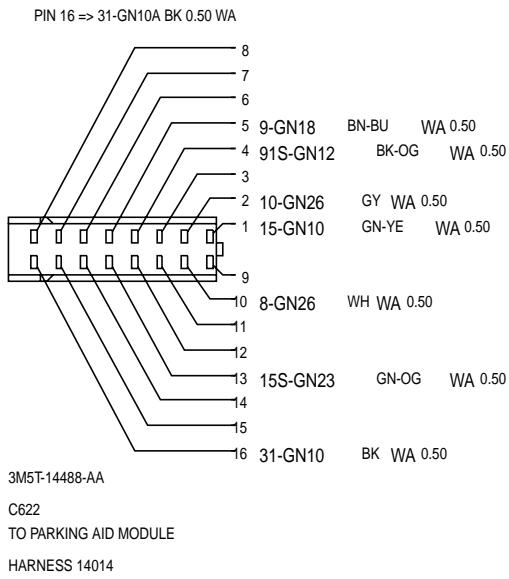
7M5J-14489-KDA
C4MP22-B
TO ELECTRONIC CONTROL UNIT
HARNESS 14D466-DA

Parking Aid Camera Module—C (G1249554)

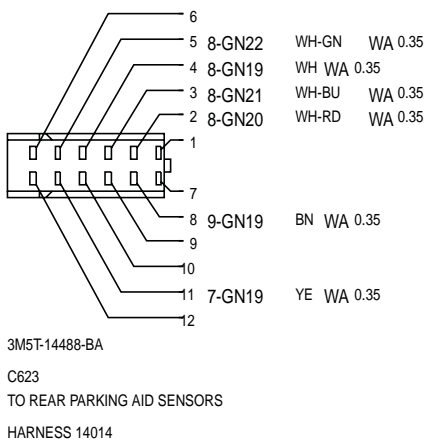


7M5J-14489-KEA
C4MP22-C
TO ELECTRONIC CONTROL UNIT
HARNESS 14D466-DA

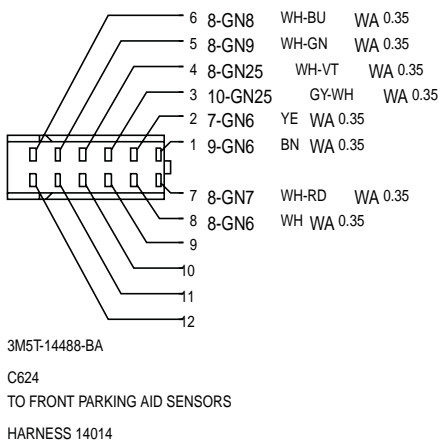
Parking Aid Module (G1234575)



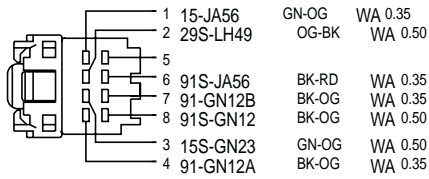
Parking Aid Module (G1239854)



Parking Aid Module (G1239855)



Parking Aid Switch (G1234576)



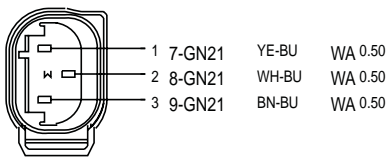
2L7T-14489-CA

C454

TO FRONT PA DISABLE & PAD SWITCH

HARNESS 14B079

Rear Inner Parking Aid Sensor LH/Center (G1234577)



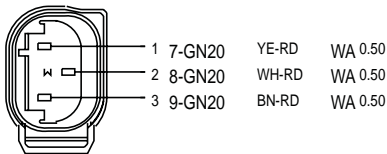
98AG-14A464-RDA

C606

TO PARK AID SENSOR

HARNESS 15K868

Rear Inner Parking Aid Sensor RH (G1234578)



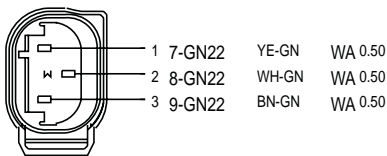
98AG-14A464-RDA

C605

TO PARK AID SENSOR

HARNESS 15K868

Rear Outer Parking Aid Sensor LH (G1234579)



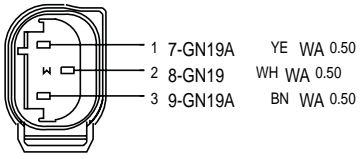
98AG-14A464-RDA

C607

TO PARK AID SENSOR

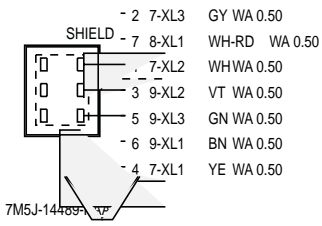
HARNESS 15K868

Rear Outer Parking Aid Sensor RH (G1234580)



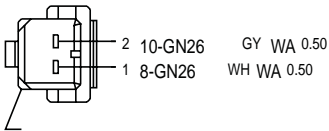
98AG-14A464-RDA
C604
TO PARK AID SENSOR
HARNESS 15K868

Rear Parking Aid Camera (G1249555)



7M5J-14469-
C4MP19
TO REAR VIEW CAMERA
HARNESS 14D466-AA

Rear Parking Aid Speaker (G1234581)



F7LB-14489-AA
C947
TO REAR SOUNDER (PARKING AID SYSTEM)
HARNESS 14014



SECTION 414-01 Battery, Mounting and Cables

VEHICLE APPLICATION: 2011.0 Kuga

CONTENTS PAGE


ELECTRICAL CONNECTORS

Battery Saver Relay..... 414-01-2





Battery Saver Relay (G1313047)





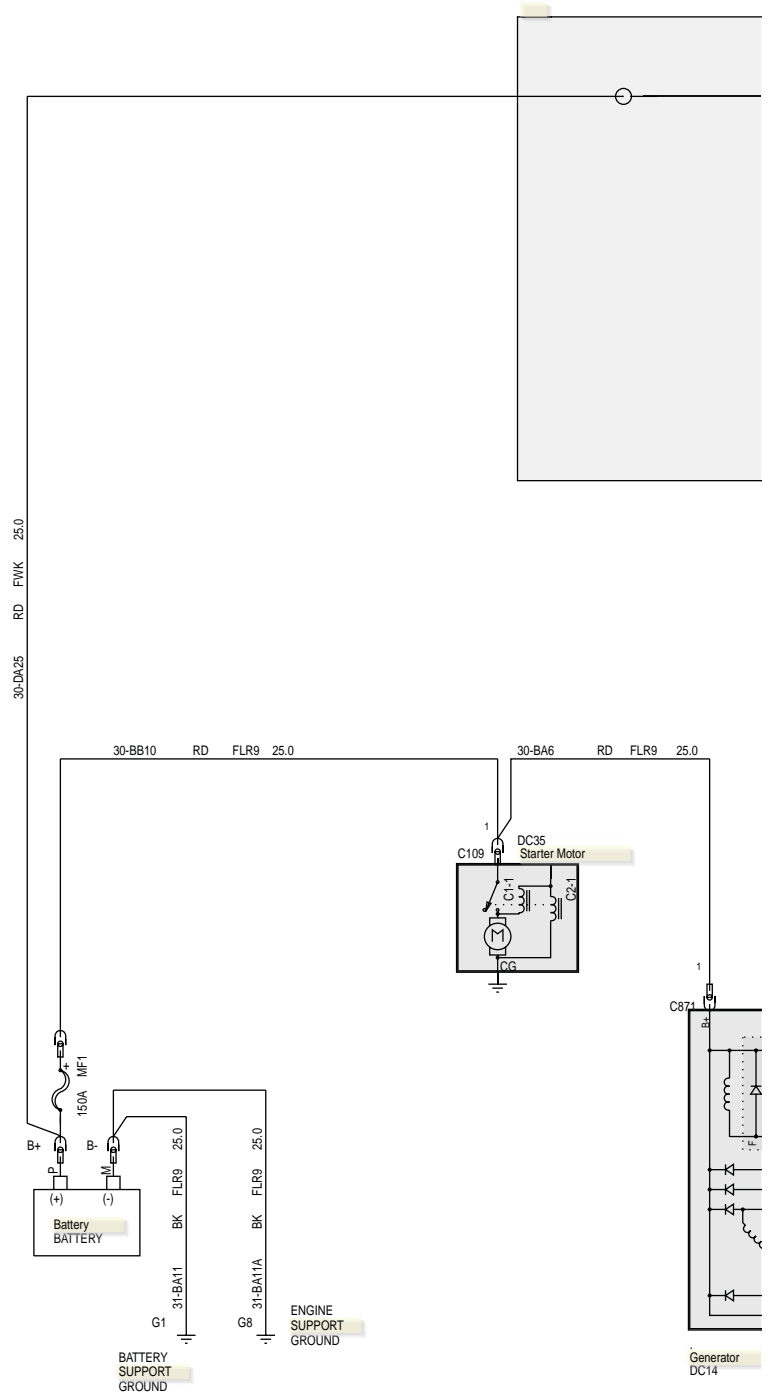
SECTION 414-02 Generator and Regulator

VEHICLE APPLICATION: 2011.0 Kuga

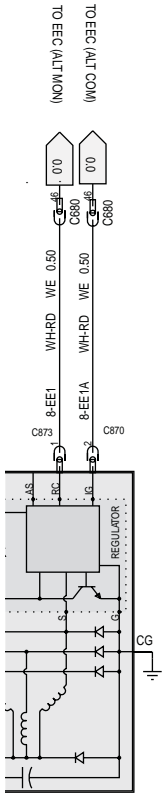
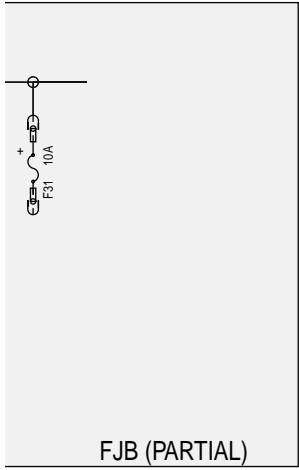
CONTENTS	PAGE
ELECTRICAL SCHEMATICS	
Charging System — 2.5L Duratec (147kW/200PS) - VI5.....	414-02-2
Charging System — 2.0L Duratorq-TDCi (100kW/136PS) - DW.....	414-02-4
ELECTRICAL CONNECTORS	
Generator.....	414-02-6
Generator.....	414-02-6
Generator.....	414-02-6



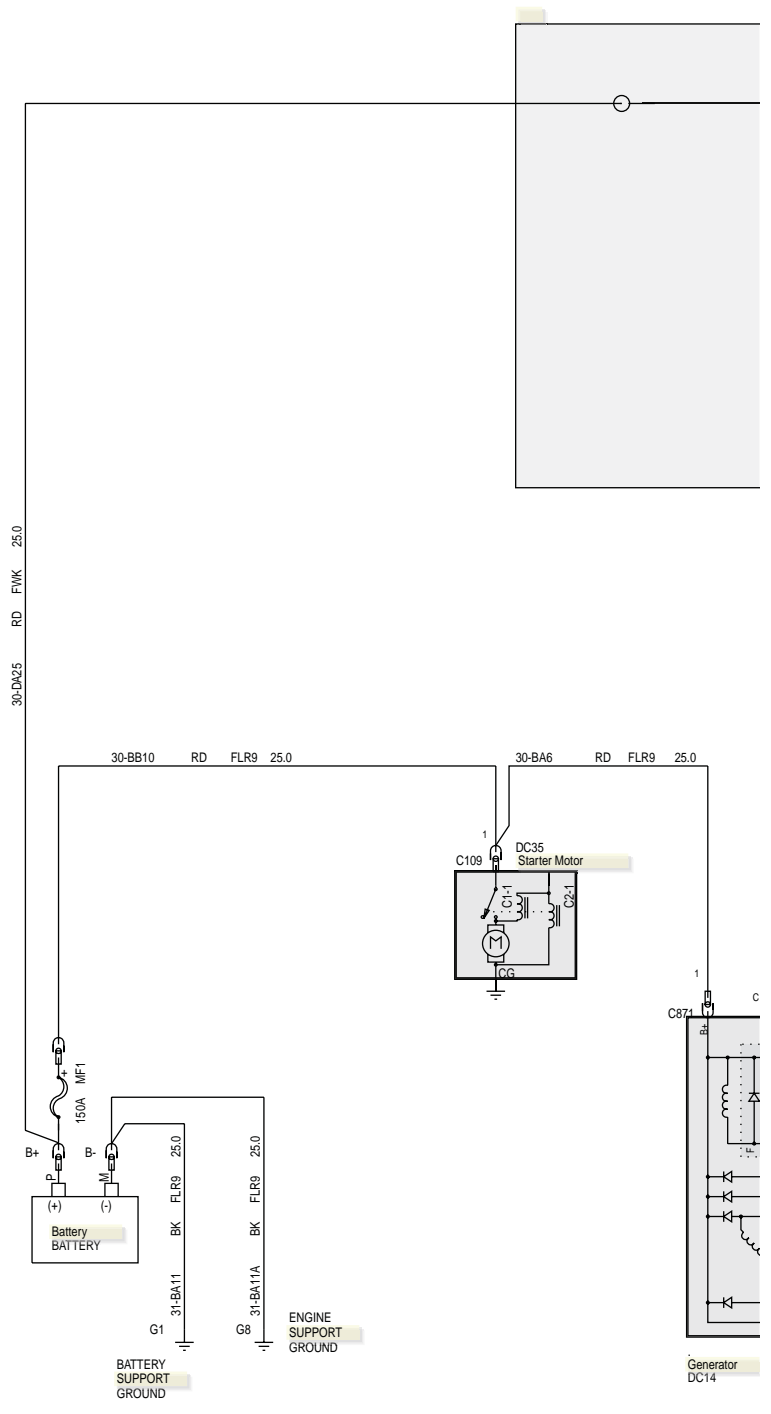
414-02-2 Charging System—2.5L Duratec (147kW/200PS) - V15



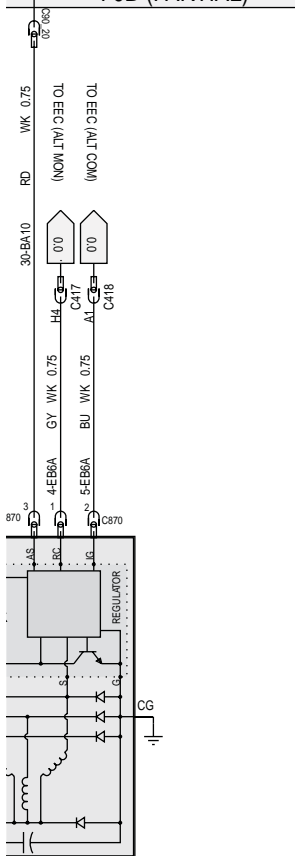
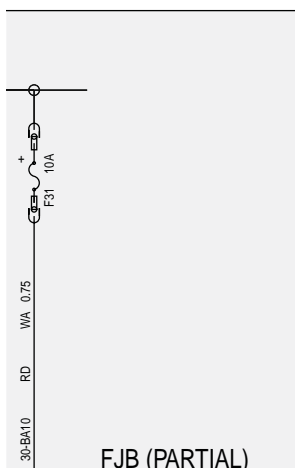
414-02-3 Charging System—2.5L Duratec (147kW/200PS) - V15



414-02-4 Charging System—2.0L Duratorq-TDCi (100kW/136PS) - DW

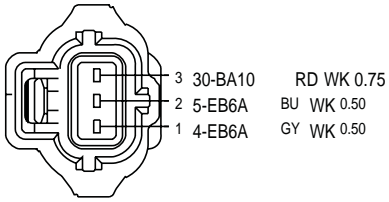


414-02-5 Charging System—2.0L Duratorq-TDCi (100kW/136PS) - DW



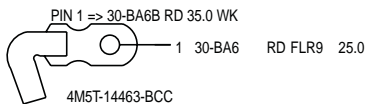


Generator (G1234586)



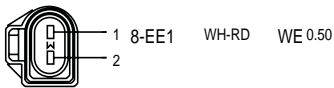
F6DB-14A464-AGA
C870
TO ALTERNATOR
HARNESS 12A690

Generator (G1234587)



4M5T-14463-BCC
C871
TO ALTERNATOR
HARNESS 14A280

Generator (G1240703)



3M5T-14A464-GBB
C873
TO 150 AMP ALTERNATOR REGULATOR
HARNESS 12A690

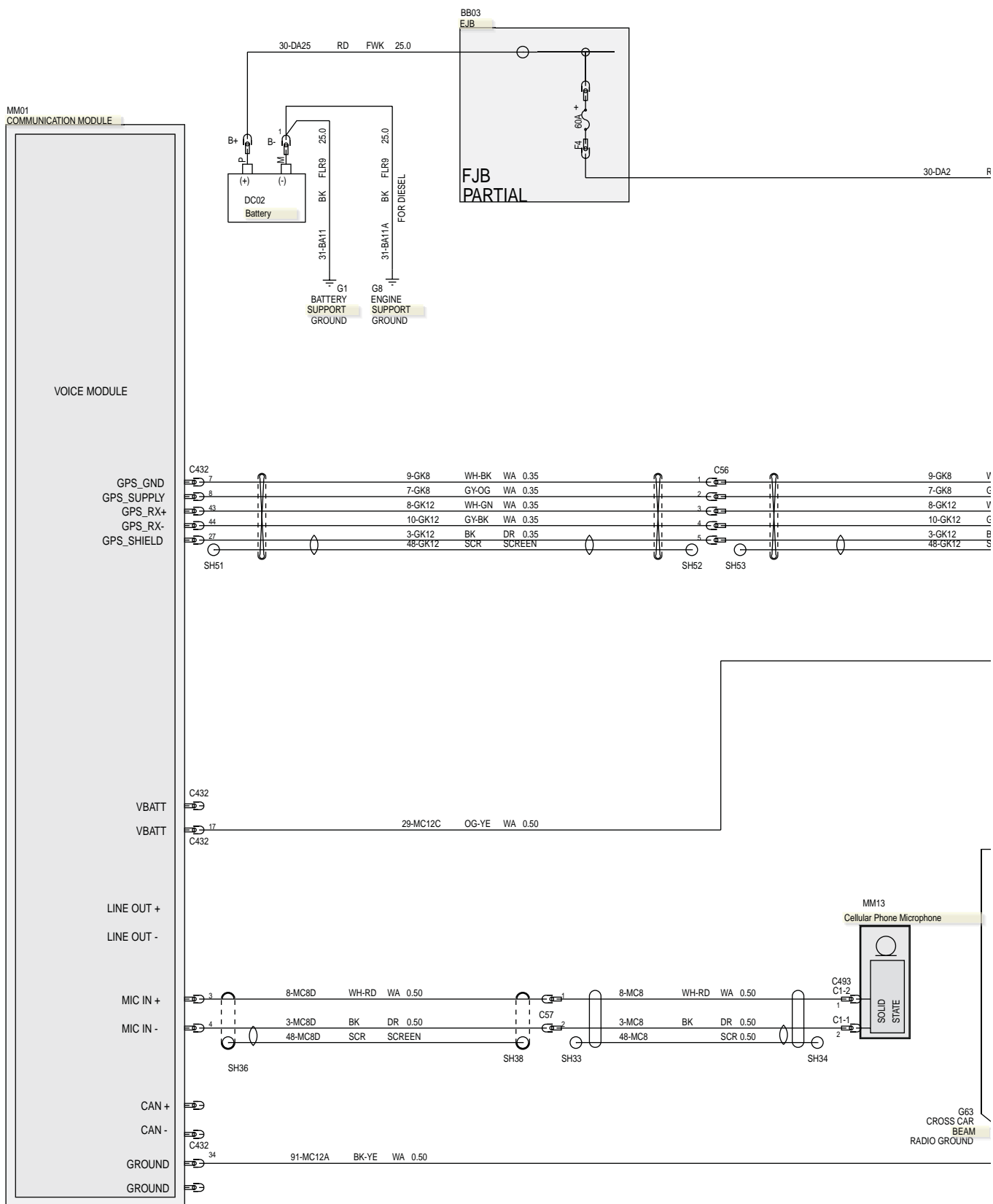


SECTION 415-01 Information and Entertainment System

VEHICLE APPLICATION: 2011.0 Kuga

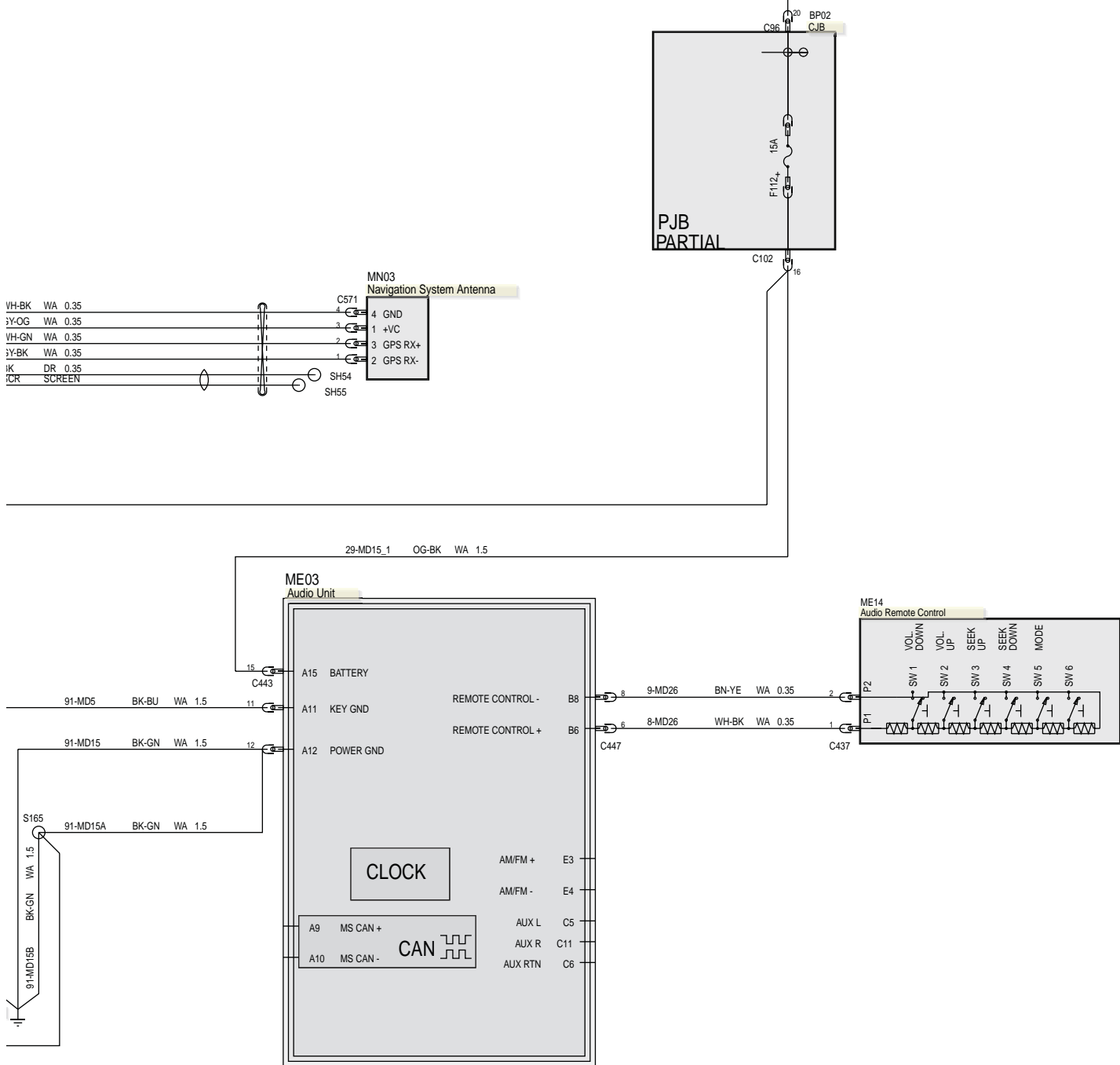
CONTENTS	PAGE
ELECTRICAL SCHEMATICS	
Audio System — Vehicles With: Bluetooth and Voice Control, Vehicles Without: Compact Disc (CD) Changer.....	415-01-2
Audio System — LHD 4WD/LHD FWD, Vehicles With: Compact Disc (CD) Changer, Vehicles Without: Bluetooth and Voice Control.....	415-01-6
Audio System — Vehicles Without: Compact Disc (CD) Changer/Bluetooth and Voice Control.....	415-01-8
Audio System — RHD 4WD/RHD FWD, Vehicles With: Compact Disc (CD) Changer, Vehicles Without: Bluetooth and Voice Control.....	415-01-10
Navigation System.....	415-01-12
ELECTRICAL CONNECTORS	
Audio Input Socket.....	415-01-14
Audio Remote Control.....	415-01-14
Audio Unit.....	415-01-14
Audio Unit.....	415-01-14
Audio Unit.....	415-01-15
Audio Unit.....	415-01-15
Audio Unit.....	415-01-15
Audio Unit Antenna Amplifier.....	415-01-15
Cellular Phone Microphone.....	415-01-16
Communications Module.....	415-01-16
Compact Disc (CD) Changer.....	415-01-16
Front Door Speaker LH.....	415-01-16
Front Door Speaker RH.....	415-01-17
Front Door Tweeter Speaker LH.....	415-01-17
Front Door Tweeter Speaker RH.....	415-01-17
Rear Door Speaker.....	415-01-17
Rear Door Tweeter Speaker.....	415-01-17
Navigation System Module.....	415-01-17

415-01-2 Audio System—Vehicles With: Bluetooth and Voice Control, Vehicles Without: Compact Disc (CD) Changer

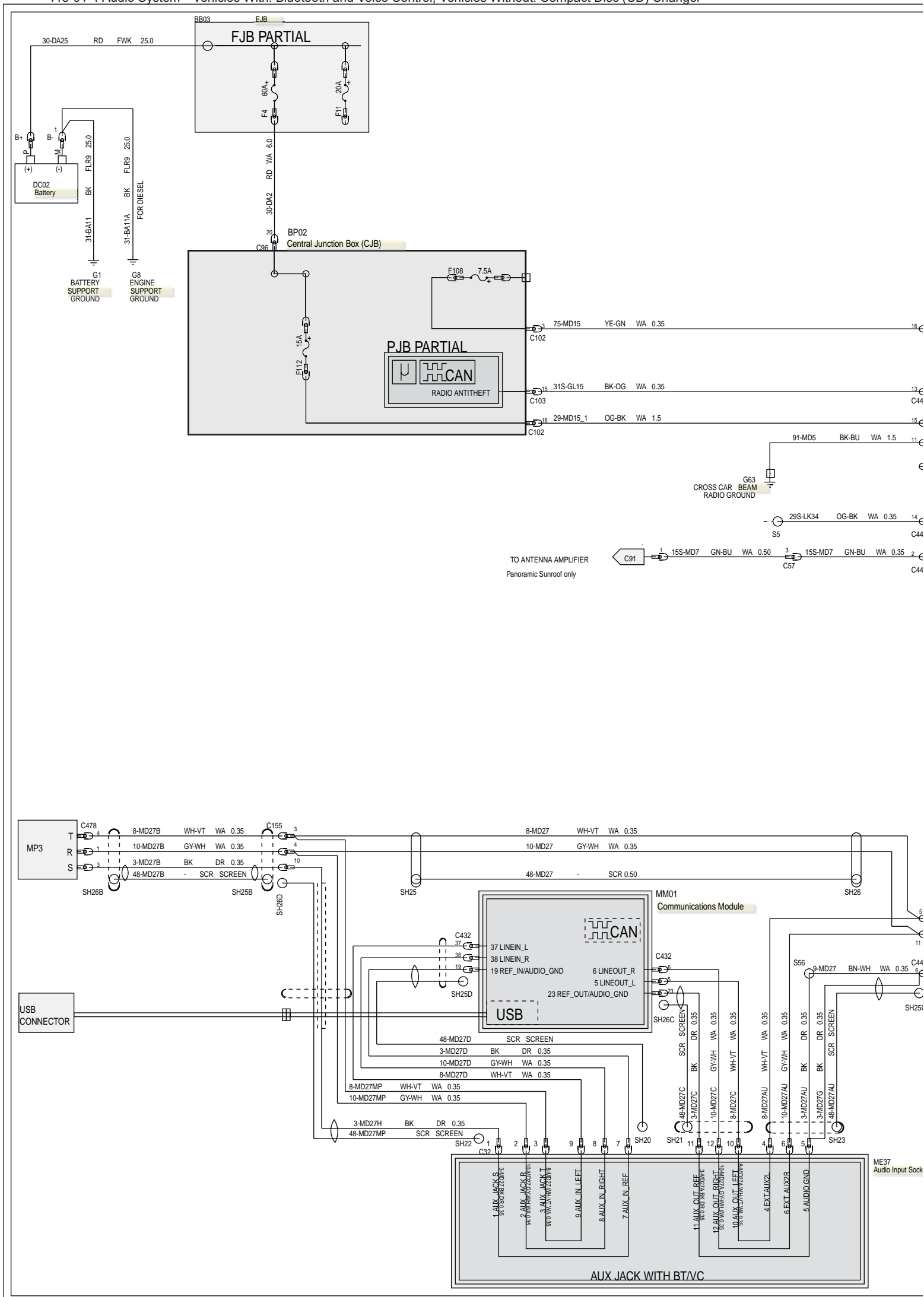


415-01-3 Audio System—Vehicles With: Bluetooth and Voice Control, Vehicles Without: Compact Disc (CD) Changer

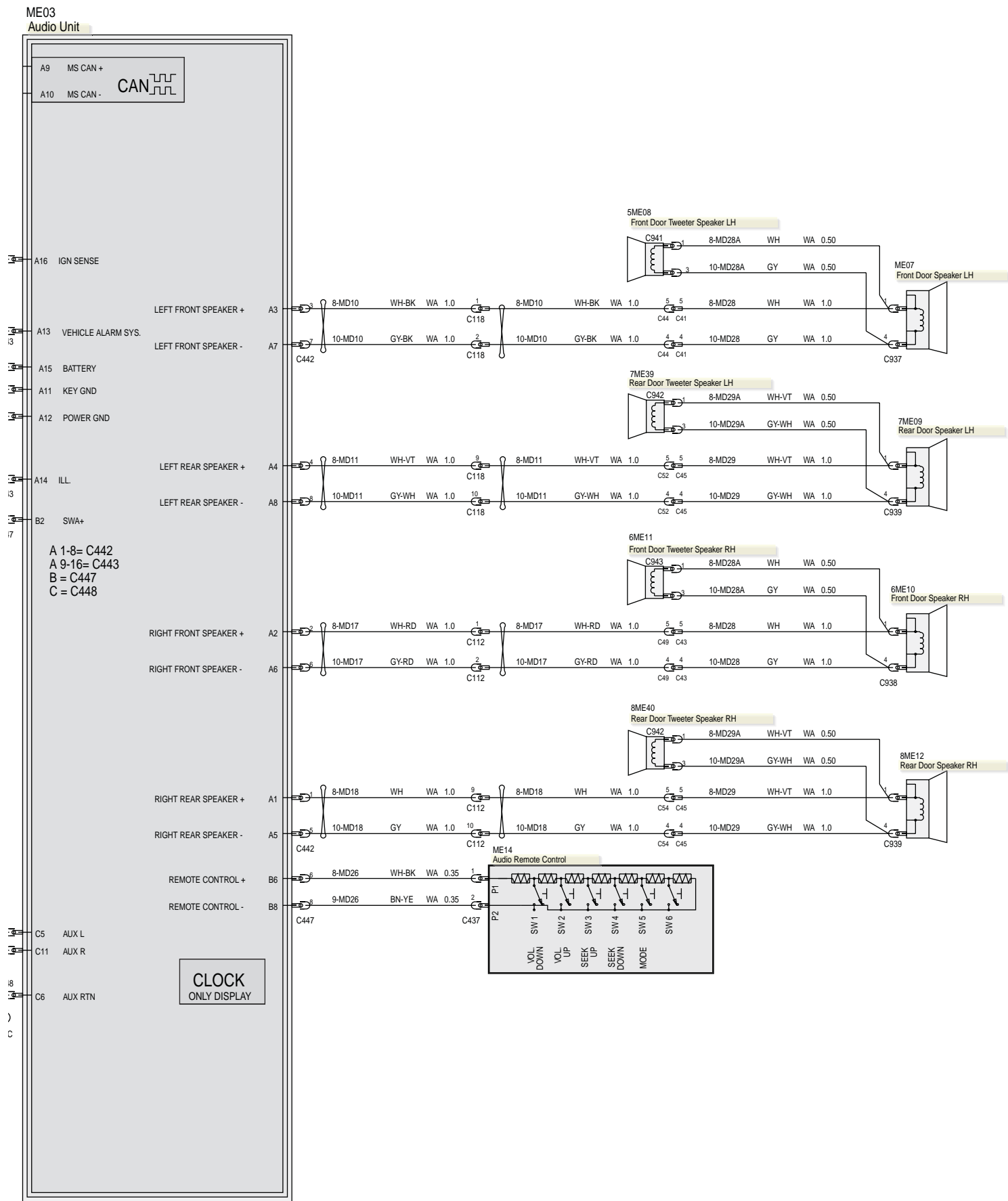
ID WA 6.0



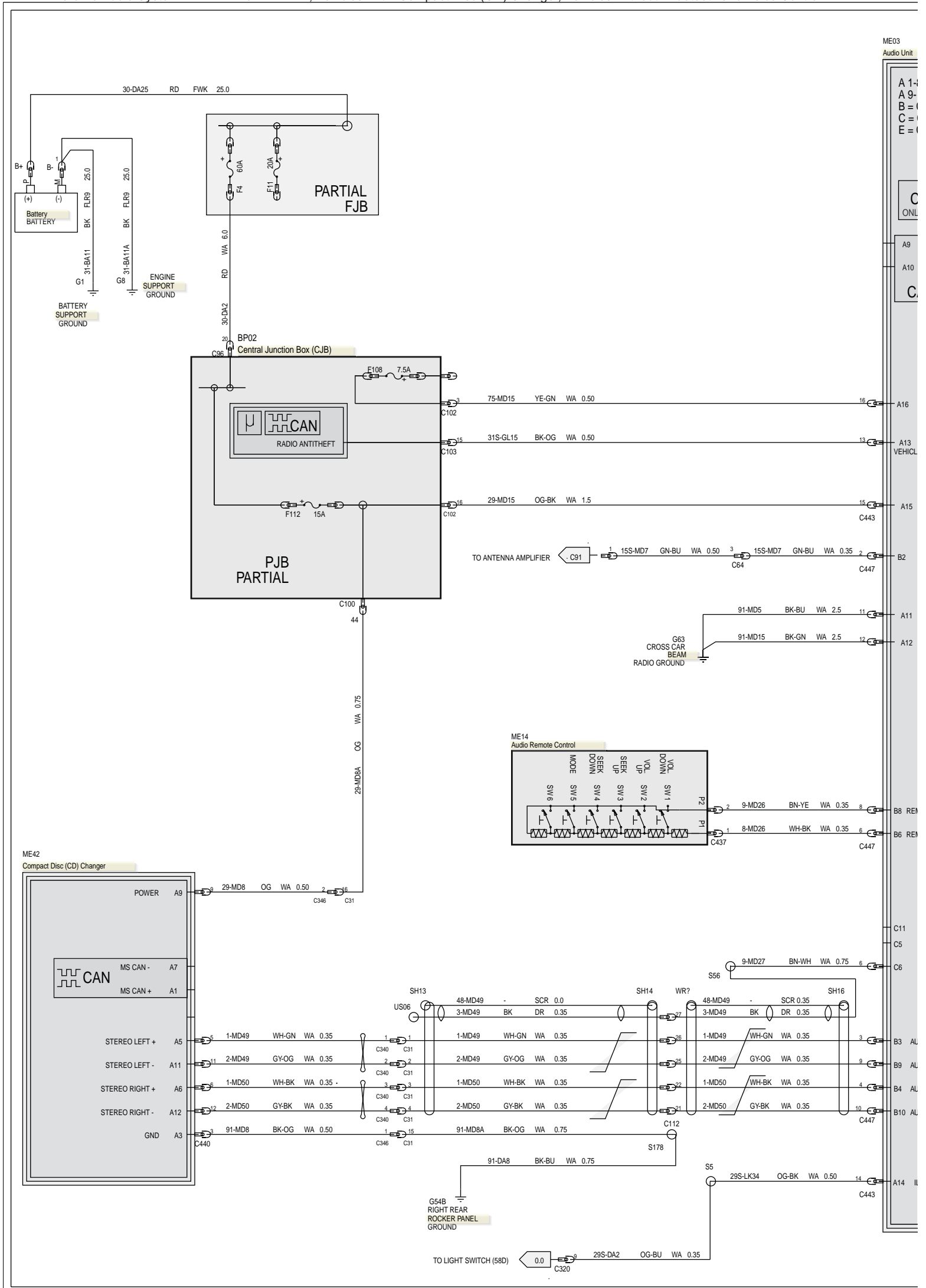
415-01-4 Audio System—Vehicles With: Bluetooth and Voice Control, Vehicles Without: Compact Disc (CD) Changer



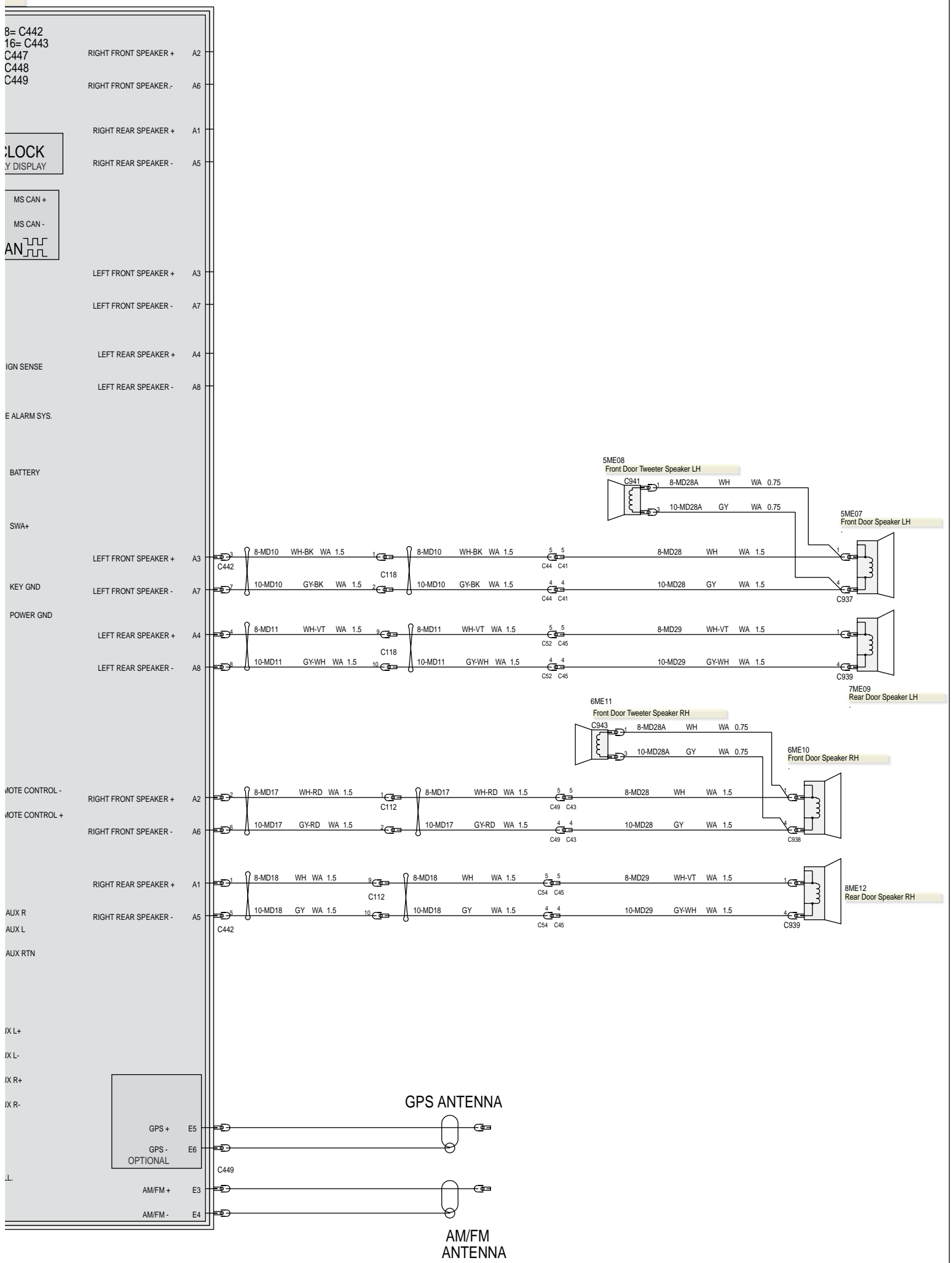
415-01-5 Audio System—Vehicles With: Bluetooth and Voice Control, Vehicles Without: Compact Disc (CD) Changer



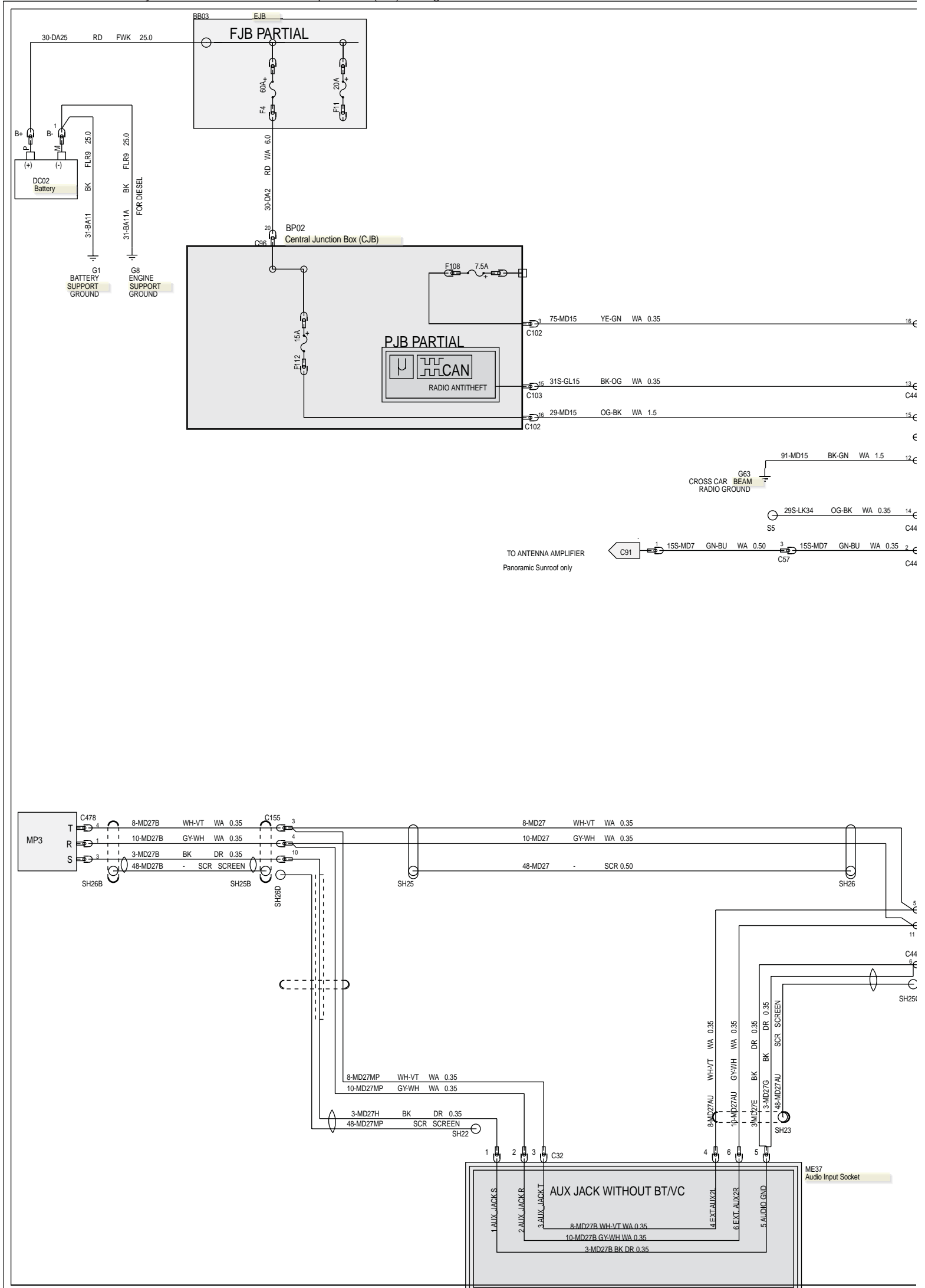
415-01-6 Audio System—LHD 4WD/LHD FWD, Vehicles With: Compact Disc (CD) Changer, Vehicles Without: Bluetooth and Voice Control



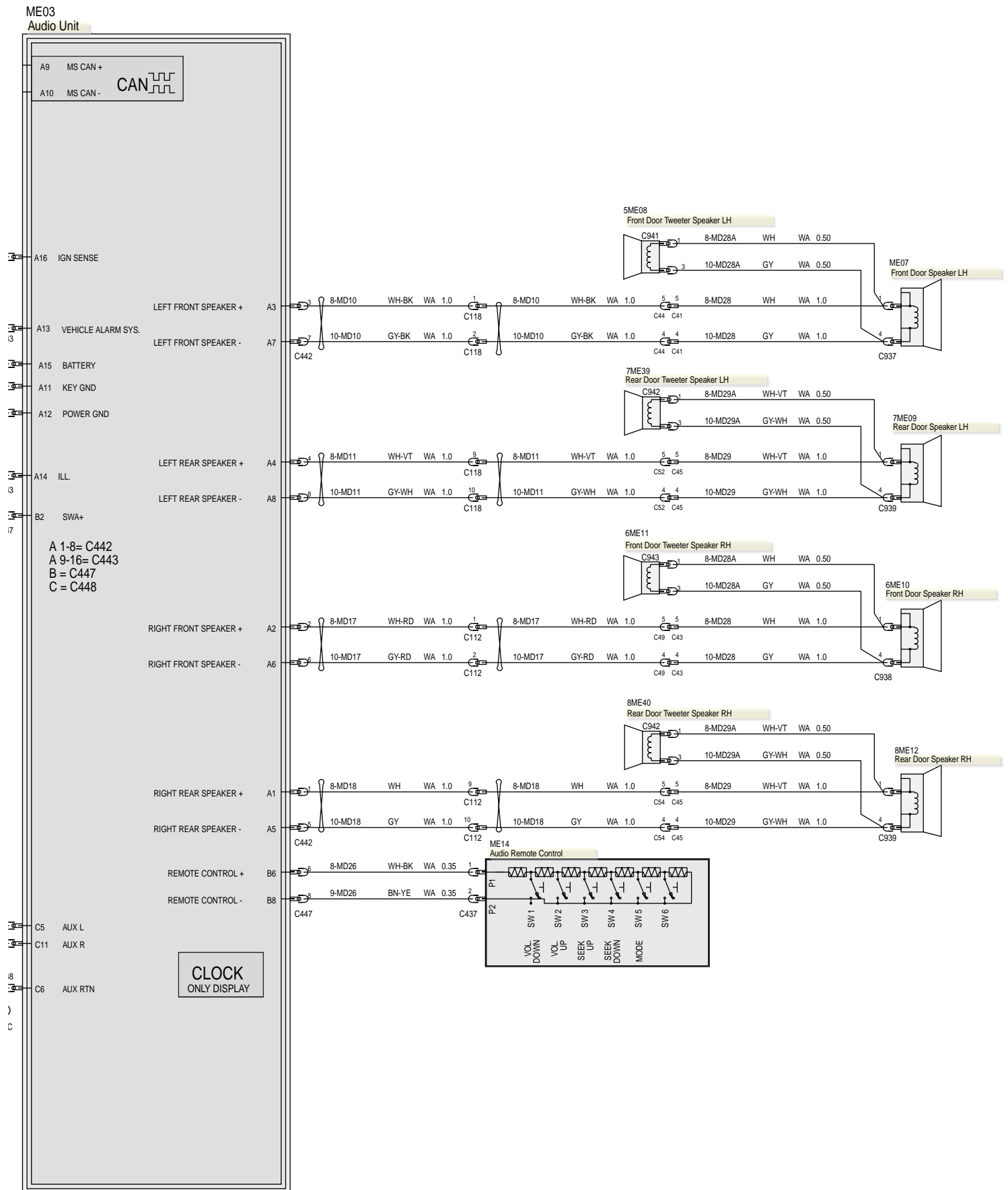
415-01-7 Audio System—LHD 4WD/LHD FWD, Vehicles With: Compact Disc (CD) Changer, Vehicles Without: Bluetooth and Voice Control



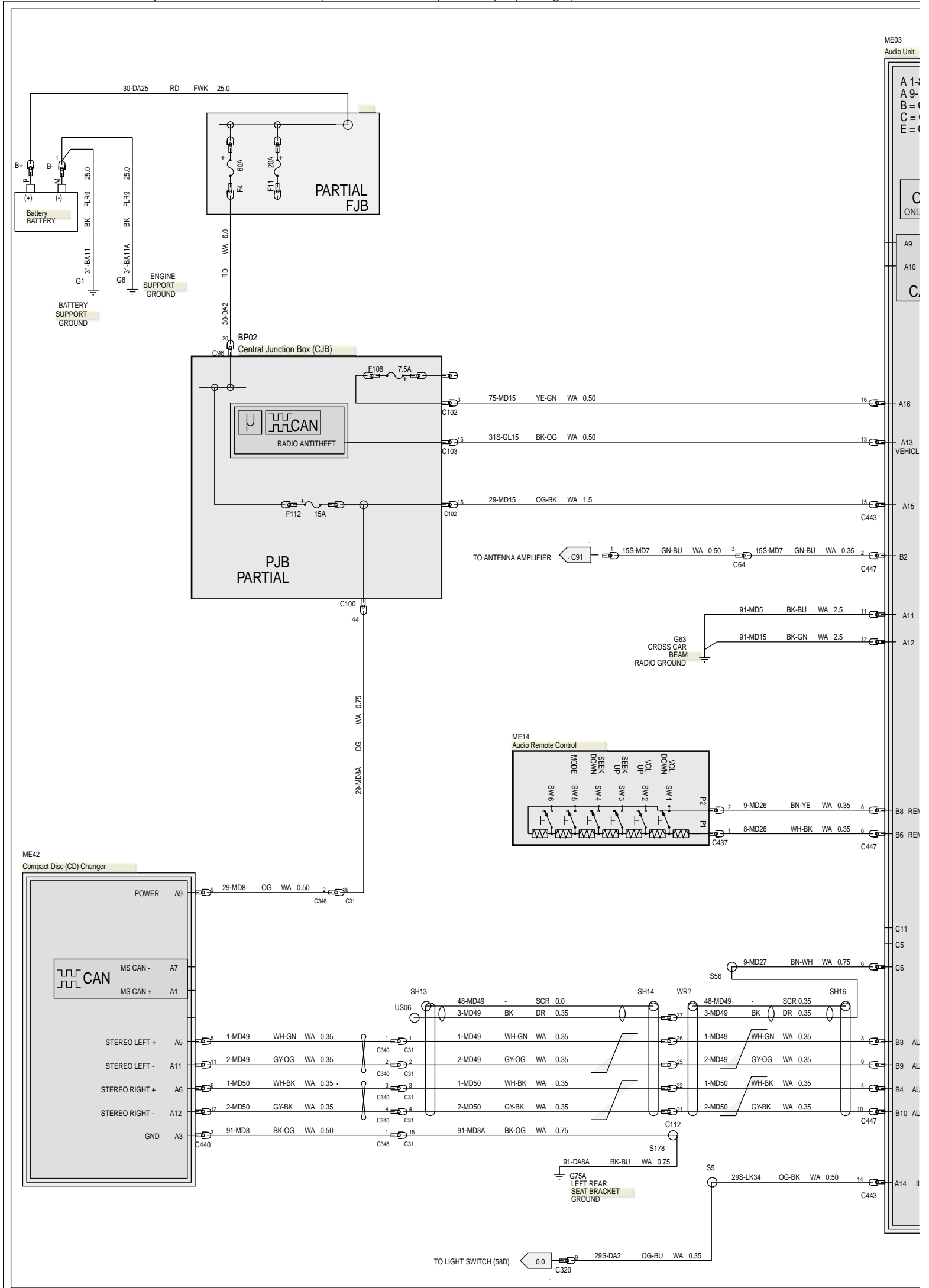
415-01-8 Audio System—Vehicles Without: Compact Disc (CD) Changer/Bluetooth and Voice Control




415-01-9 Audio System—Vehicles Without: Compact Disc (CD) Changer/Bluetooth and Voice Control



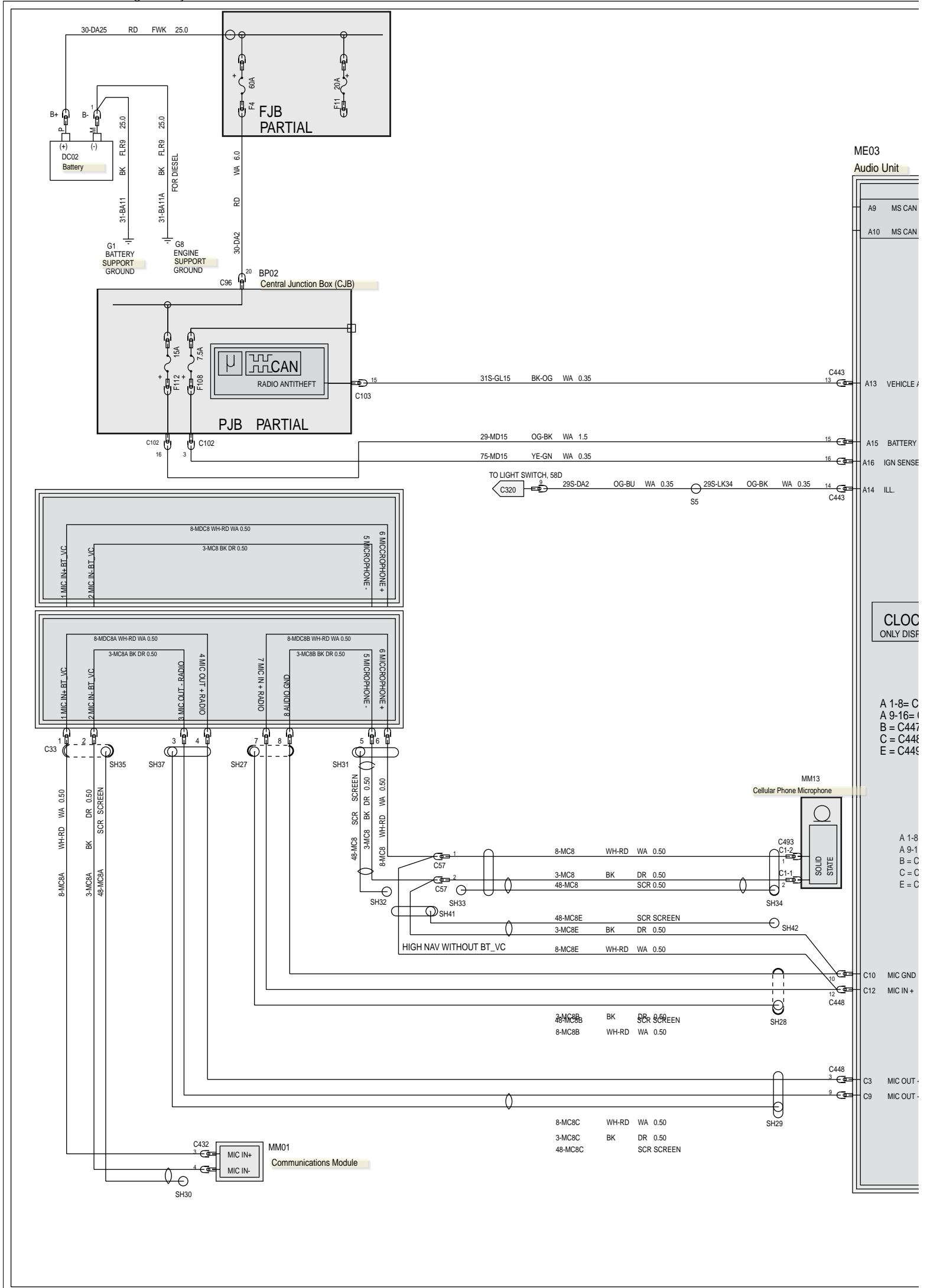
415-01-10 Audio System—RHD 4WD/RHD FWD, Vehicles With: Compact Disc (CD) Changer, Vehicles Without: Bluetooth and Voice Control



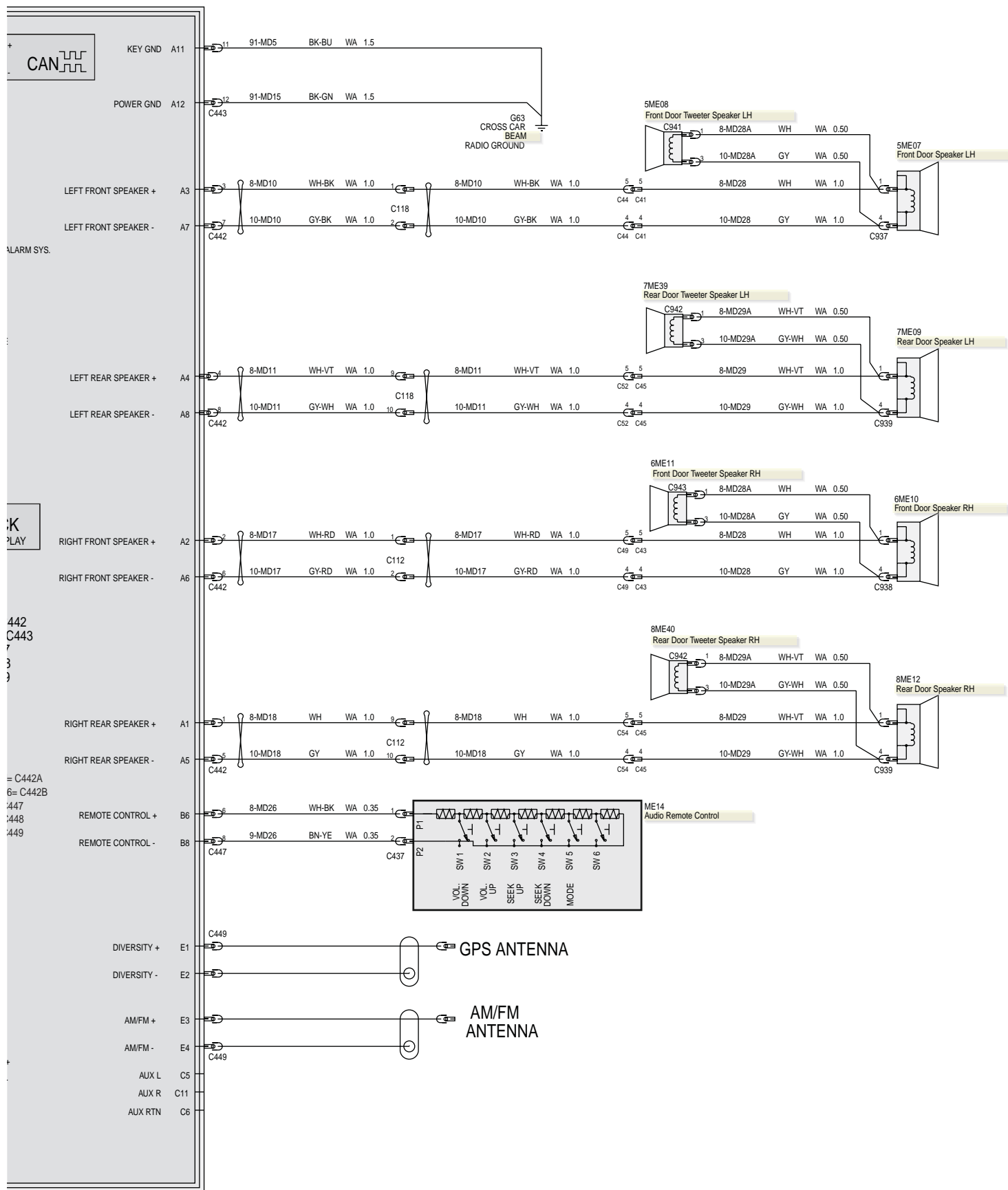
415-01-11 Audio System—RHD 4WD/RHD FWD, Vehicles With: Compact Disc (CD) Changer, Vehicles Without: Bluetooth and Voice Control



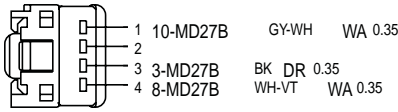
415-01-12 Navigation System



415-01-13 Navigation System



Audio Input Socket (G1239859)



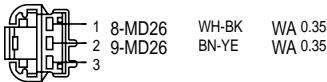
1L2T-14489-GB

C478

TO MP3 HIGH CENTER CONSOLE

HARNESS 15K857

Audio Remote Control (G1234604)



2L2T-14A464-BA

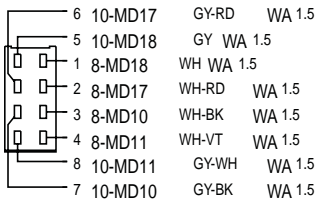
C437

TO RADIO REMOTE CONTROL SWITCH 1

HARNESS 14401

Audio Unit (G1239860)

PIN 7 => 10-MD17A GY-RD 1.5 WA
 PIN 3 => 8-MD17A WH-RD 1.5 WA
 PIN 6 => 10-MD10B GY-BK 1.5 WA
 PIN 2 => 8-MD10B WH-BK 1.5 WA
 PIN 3 => 8-MD10A WH-BK 1.5 WA
 PIN 7 => 10-MD10A GY-BK 1.5 WA
 PIN 5 => 10-MD18A GY 1.5 WA
 PIN 1 => 8-MD18A WH 1.5 WA
 PIN 8 => 10-MD11A GY-WH 1.5 WA
 PIN 4 => 8-MD11A WH-VT 1.5 WA



3S7T-14489-DA

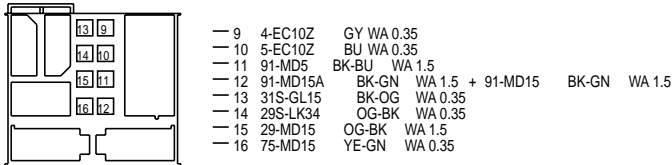
C442

TO TO RADIO 2B

HARNESS 14401

Audio Unit (G1234606)

PIN 12 => 91-MD15 BK-GN 1.5 WA
 PIN 10 => 5-EC10Y BU 0.35 WA
 PIN 9 => 4-EC10Y GY 0.35 WA
 PIN 10 => 5-EC10C BU 0.35 WA + 5-EC10A BU 0.35 WA
 PIN 9 => 4-EC10C GY 0.35 WA + 4-EC10A GY 0.35 WA



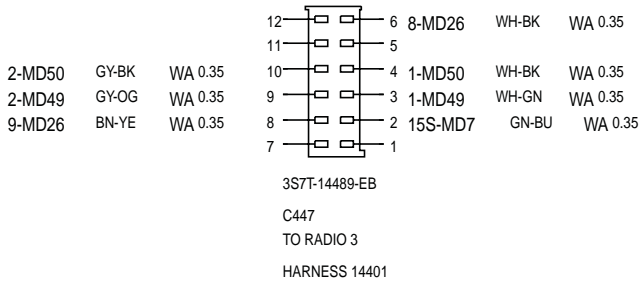
3M5T-14A541-BB

C443

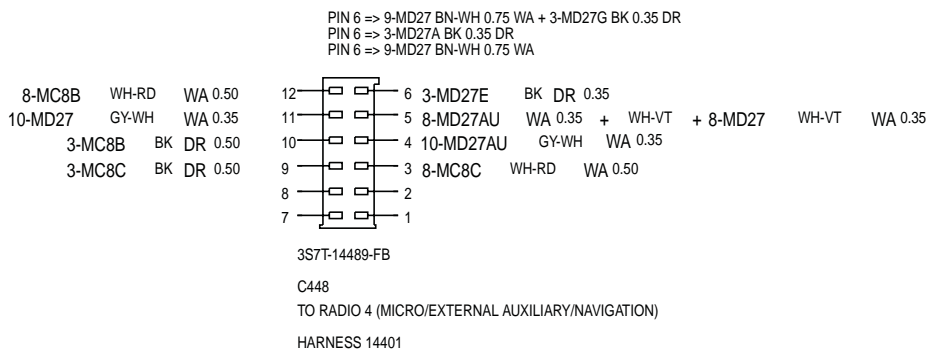
TO RADIO 2A (SPEAKER)

HARNESS 14401


Audio Unit (G1234605)



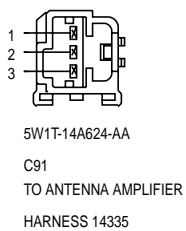
Audio Unit (G1240705)



Audio Unit (G1234607)

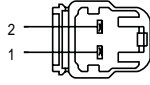


Audio Unit Antenna Amplifier (G1234608)




Cellular Phone Microphone (G1239861)

8-MC8 WH-RD WA 0.50
3-MC8 BK DR 0.50

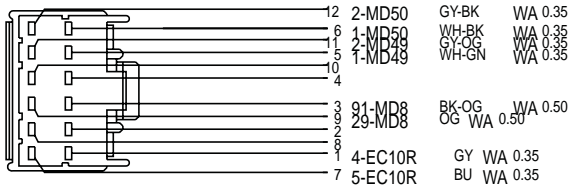


96BG-14A459-AA
C493
TO MICROPHONE UNIT
HARNESS 14335

Communications Module (G1234609)



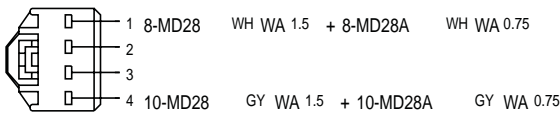
Compact Disc (CD) Changer (G1234610)



F5OB-14489-GA
C440
TO CD CHANGER
HARNESS 14B723

Front Door Speaker LH (G1234611)

PIN 1 => 8-MD28A WH 0.75 WA + 8-MD28 WH 1.5 WA
PIN 4 => 10-MD28A GY 0.75 WA + 10-MD28 GY 1.5 WA



3M5T-14489-RDA
C937
TO DRIVER SPEAKER (WOOFER)
HARNESS 14A584

Front Door Speaker RH (G1234612)

PIN 4 => 10-MD28A GY 0.75 WA + 10-MD28 GY 1.5 WA
PIN 1 => 8-MD28A WH 0.75 WA + 8-MD28 WH 1.5 WA



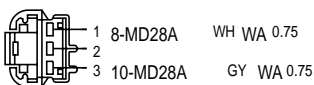
3M5T-14489-RDA

C938

TO PASSENGER SPEAKER (WOOFER)

HARNESS 14K138

Front Door Tweeter Speaker LH (G1234613)



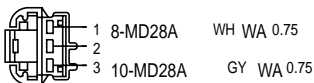
2L2T-14A464-BA

C941

TO DRIVER SUB SPEAKER (TWEETER)

HARNESS 14A584

Front Door Tweeter Speaker RH (G1234614)



2L2T-14A464-BA

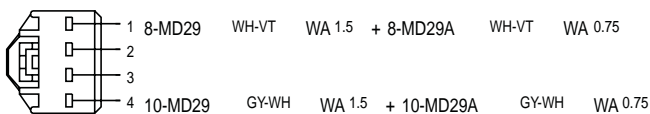
C943

TO PASSENGER SUB SPEAKER (TWEETER)

HARNESS 14K138

Rear Door Speaker (G1236321)

PIN 4 => 10-MD29A GY-WH 0.75 WA + 10-MD29 GY-WH 1.5 WA
PIN 1 => 8-MD29A WH-VT 0.75 WA + 8-MD29 WH-VT 1.5 WA



3M5T-14489-RDA

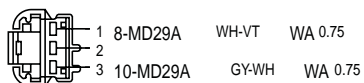
C939

TO REAR SPEAKER (WOOFER)

HARNESS 14240



Rear Door Tweeter Speaker (G1236322)



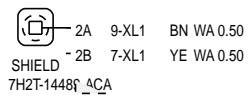
2L2T-14A464-BA

C942

TO REAR SUB SPEAKER (TWEETER)

HARNESS 14240

Navigation System Module (G1249557)



SHIELD

7H2T-14486-CA

C2ME04

TO RADIO NAV.UNIT

HARNESS 14D466-EA



SECTION 417-01 Exterior Lighting

VEHICLE APPLICATION: 2011.0 Kuga

CONTENTS	PAGE
PAGE 1 OF 2	
ELECTRICAL SCHEMATICS	
Exterior Lighting — Vehicles Without: Adaptive Front Lighting/High Intensity Discharge Headlamps.....	417-01-3
Exterior Lighting — Vehicles With: Adaptive Front Lighting, Vehicles Without: High Intensity Discharge Headlamps.....	417-01-5
Exterior Lighting — Vehicles With: Adaptive Front Lighting/High Intensity Discharge Headlamps.....	417-01-7
Fog Lamps.....	417-01-9
Parking Lamps.....	417-01-11
Reversing Lamps — Vehicles With: 5-Speed Automatic Transaxle - AW55 AWD.....	417-01-13
Reversing Lamps — Vehicles With: 6-Speed Automatic Transaxle - 6DCT450 AWD.....	417-01-15
Reversing Lamps — Vehicles With: 6-Speed Manual Transaxle - M66 AWD/6-Speed Manual Transaxle - MMT6 AWD/FWD.....	417-01-17
Turn Signal and Hazard Lamps.....	417-01-19
Turn Signal and Hazard Lamps.....	417-01-21
ELECTRICAL CONNECTORS	
Autolamp Relay.....	417-01-23
Autolamp and Rain Sensor.....	417-01-23
Front Fog Lamp LH.....	417-01-23
Front Fog Lamp RH.....	417-01-23
Headlamp Assembly LH.....	417-01-24
Headlamp Assembly RH.....	417-01-24
Headlamp Control Module.....	417-01-24
Headlamp High Beam Relay.....	417-01-25
Headlamp Leveling Front Sensor.....	417-01-25
Headlamp Leveling Rear Sensor.....	417-01-25
Headlamp Low Beam Relay.....	417-01-26
Headlamp Switch.....	417-01-26
High Mounted Stoplamp.....	417-01-26
License Plate Lamp LH.....	417-01-27
License Plate Lamp RH.....	417-01-27
Rear Fog Lamp.....	417-01-27
Rear Fog Lamp.....	417-01-27
Rear Fog Lamp Relay.....	417-01-27
Rear Lamp Assembly LH.....	417-01-28
Rear Lamp Assembly RH.....	417-01-28
Rear Turn Signal Lamp LH.....	417-01-28
Rear Turn Signal Lamp RH.....	417-01-28
Reversing Lamp LH.....	417-01-28
Reversing Lamp RH.....	417-01-29
Reversing Lamp Switch.....	417-01-29

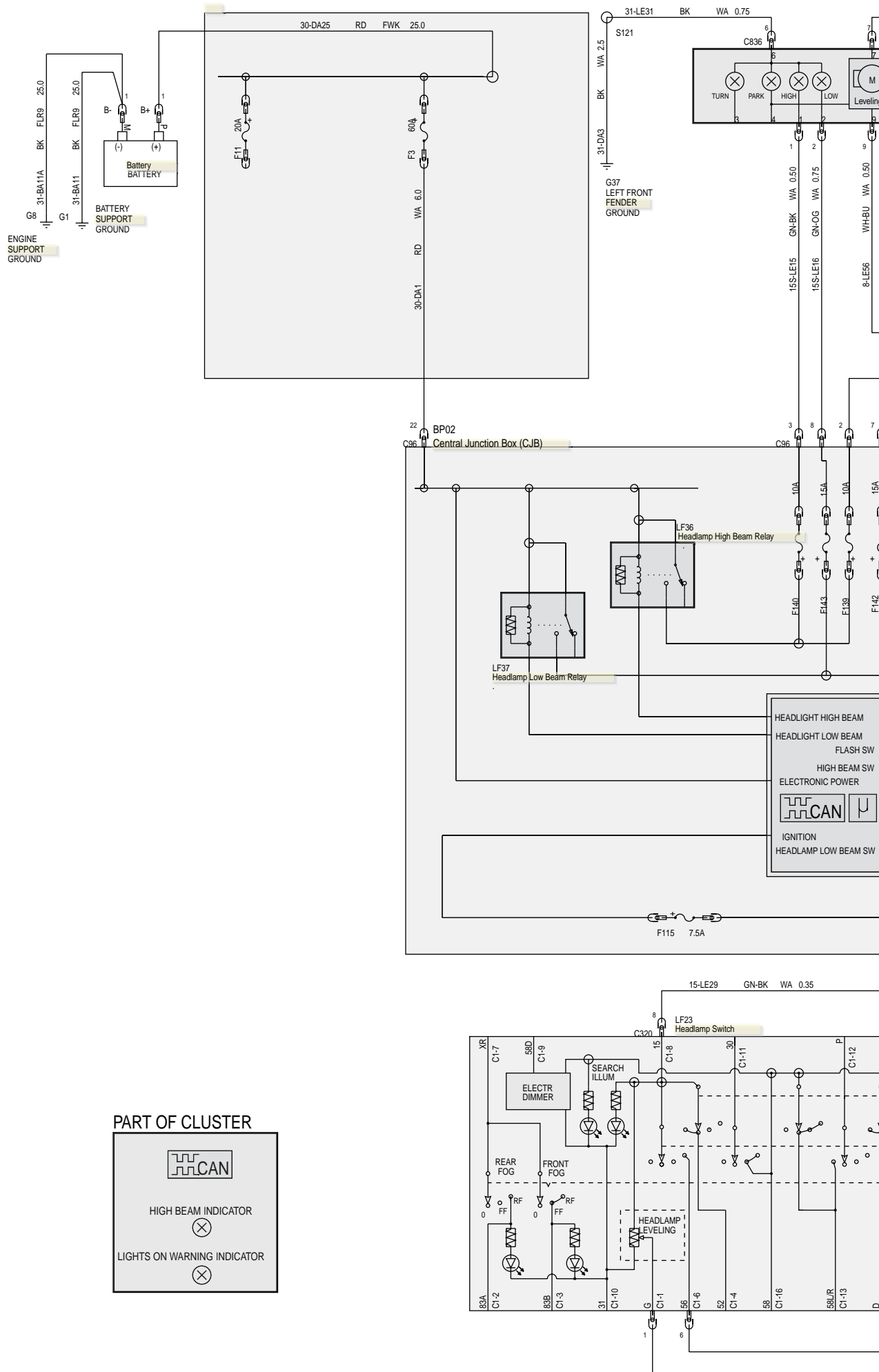


PAGE 2 OF 2

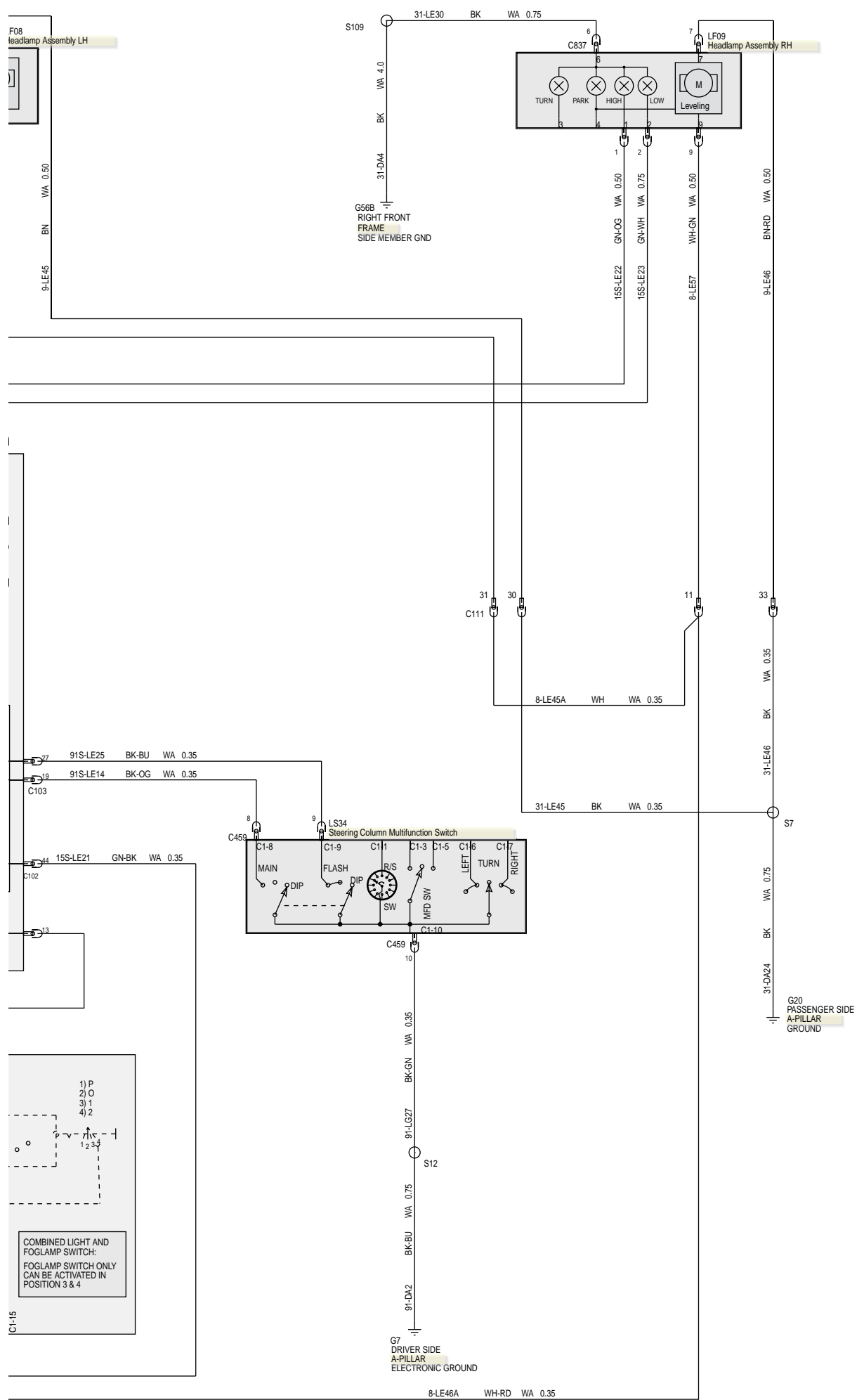
Reversing Lamp Switch — A.....	417-01-29
Stoplamp Switch.....	417-01-29
Trailer Socket.....	417-01-29



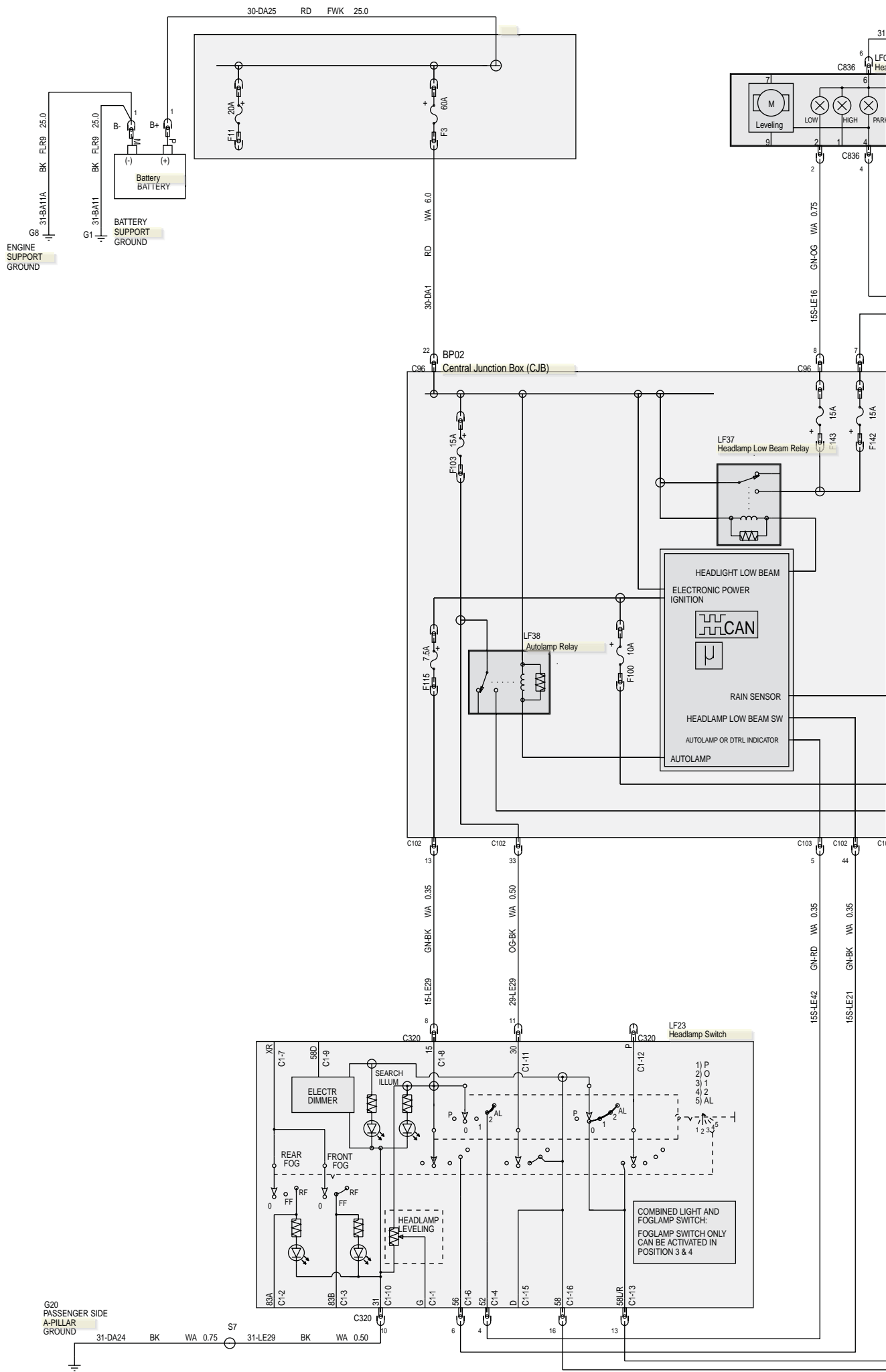
417-01-3 Exterior Lighting—Vehicles Without: Adaptive Front Lighting/High Intensity Discharge Headlamps



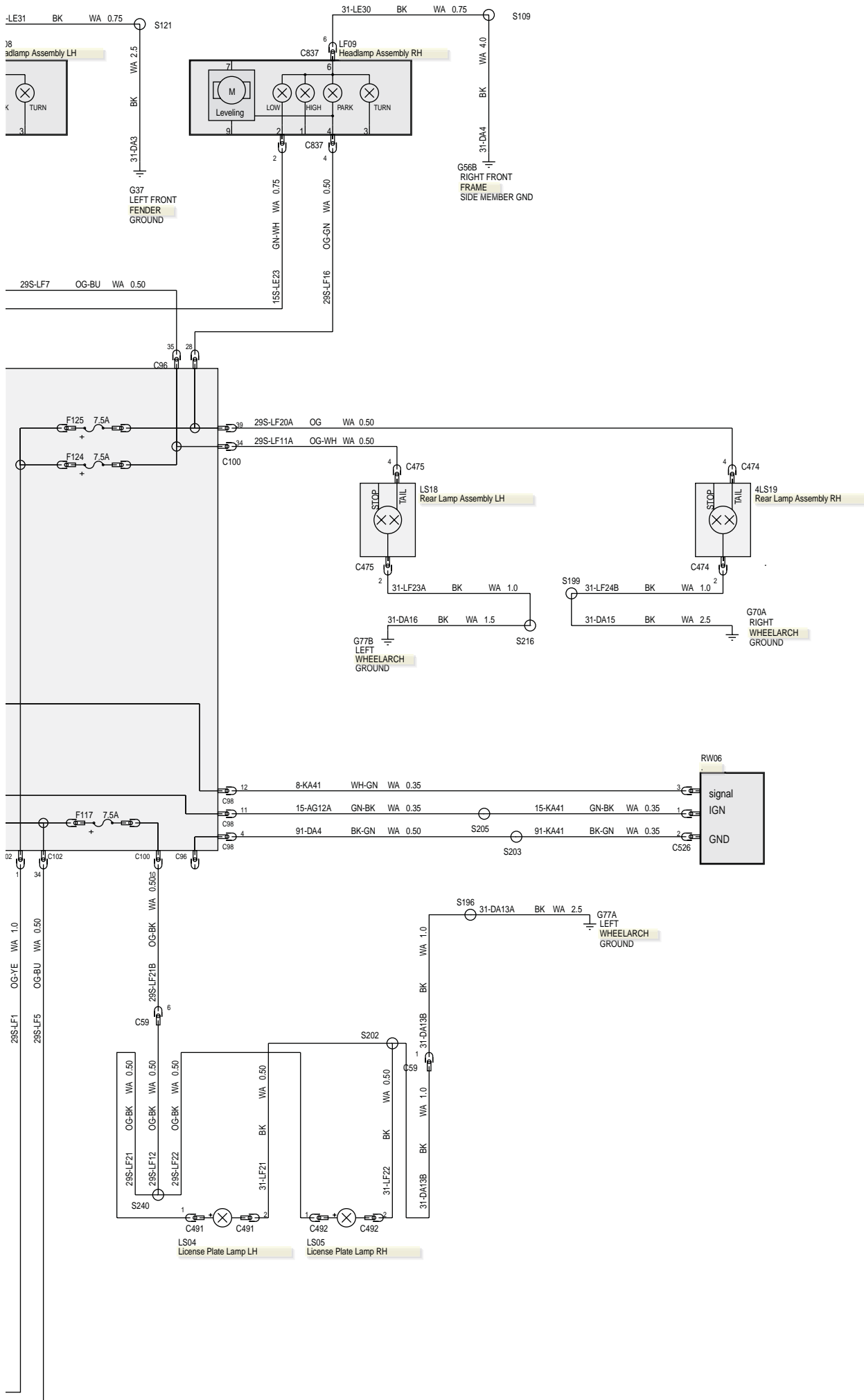
417-01-4 Exterior Lighting—Vehicles Without: Adaptive Front Lighting/High Intensity Discharge Headlamps



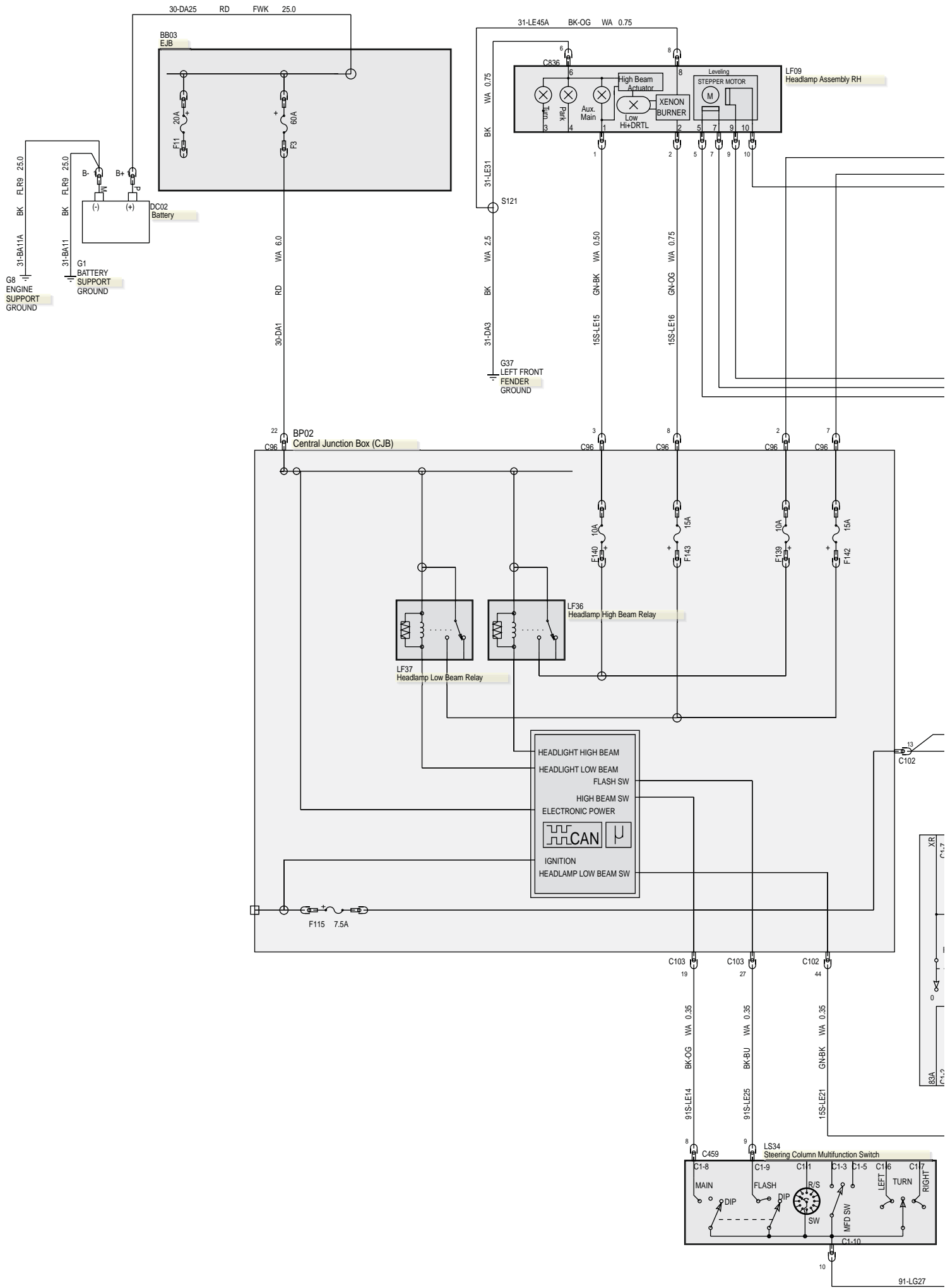
417-01-5 Exterior Lighting—Vehicles With: Adaptive Front Lighting, Vehicles Without: High Intensity Discharge Headlamps



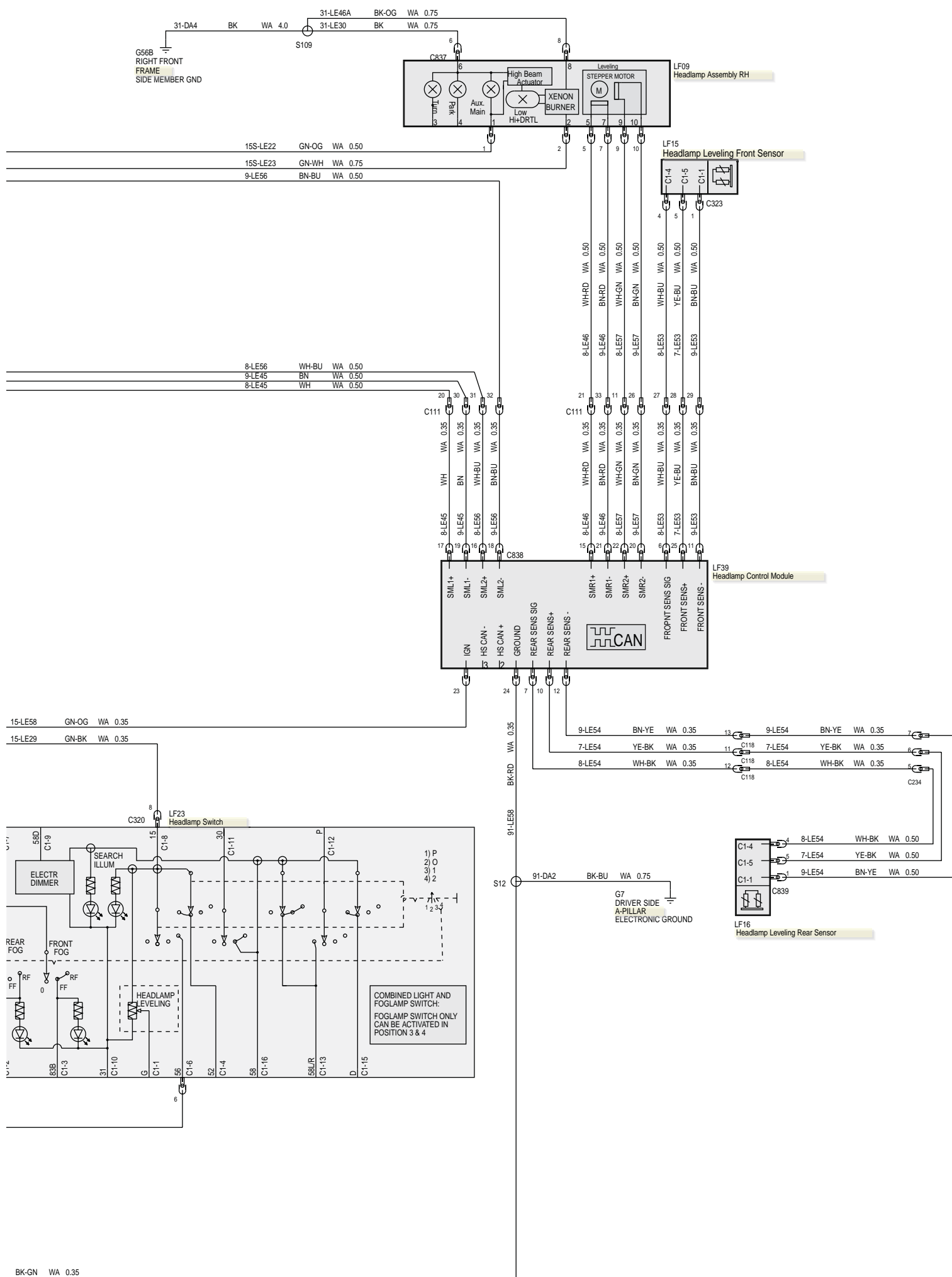
417-01-6 Exterior Lighting—Vehicles With: Adaptive Front Lighting, Vehicles Without: High Intensity Discharge Headlamps



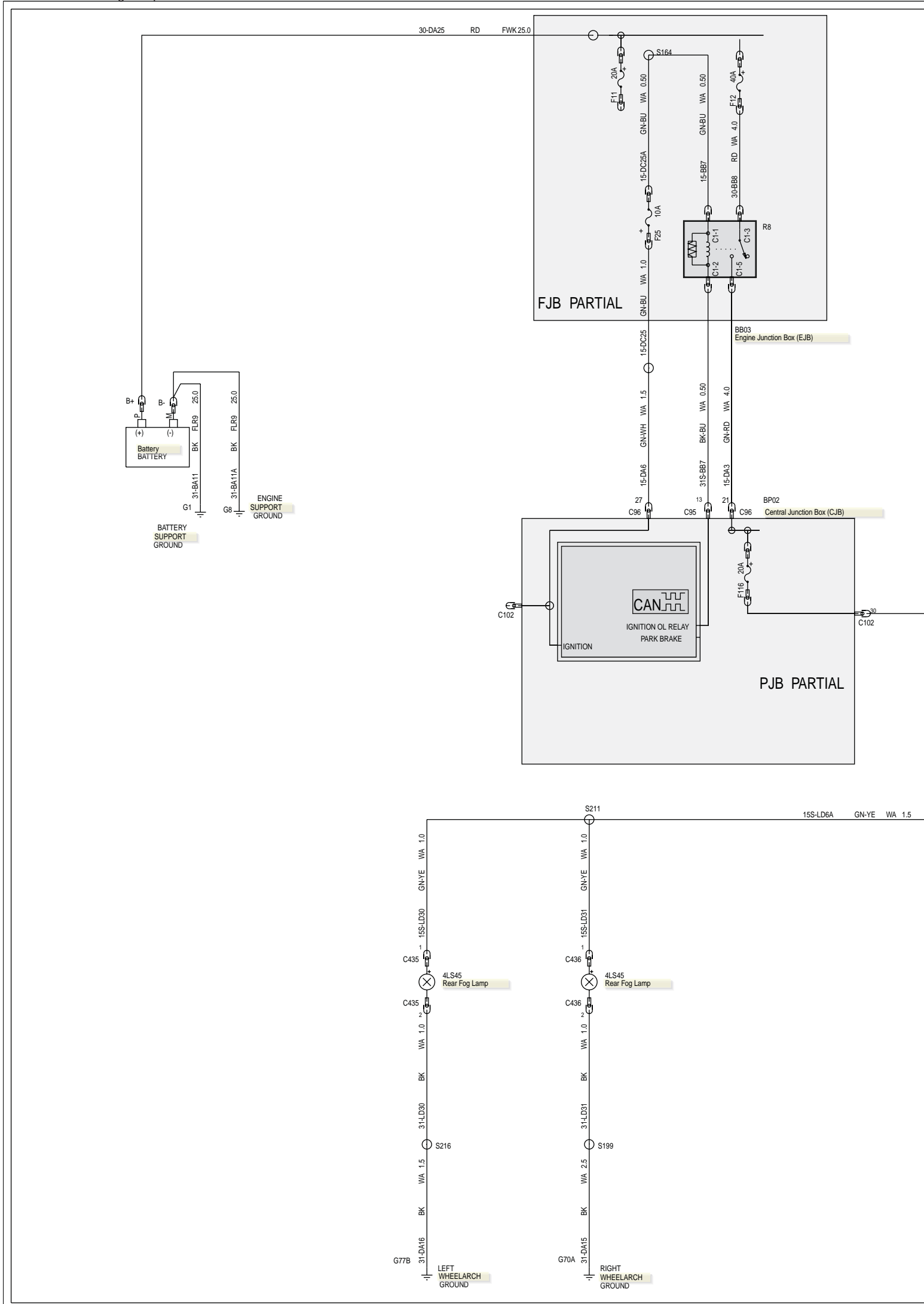
417-01-7 Exterior Lighting—Vehicles With: Adaptive Front Lighting/High Intensity Discharge Headlamps



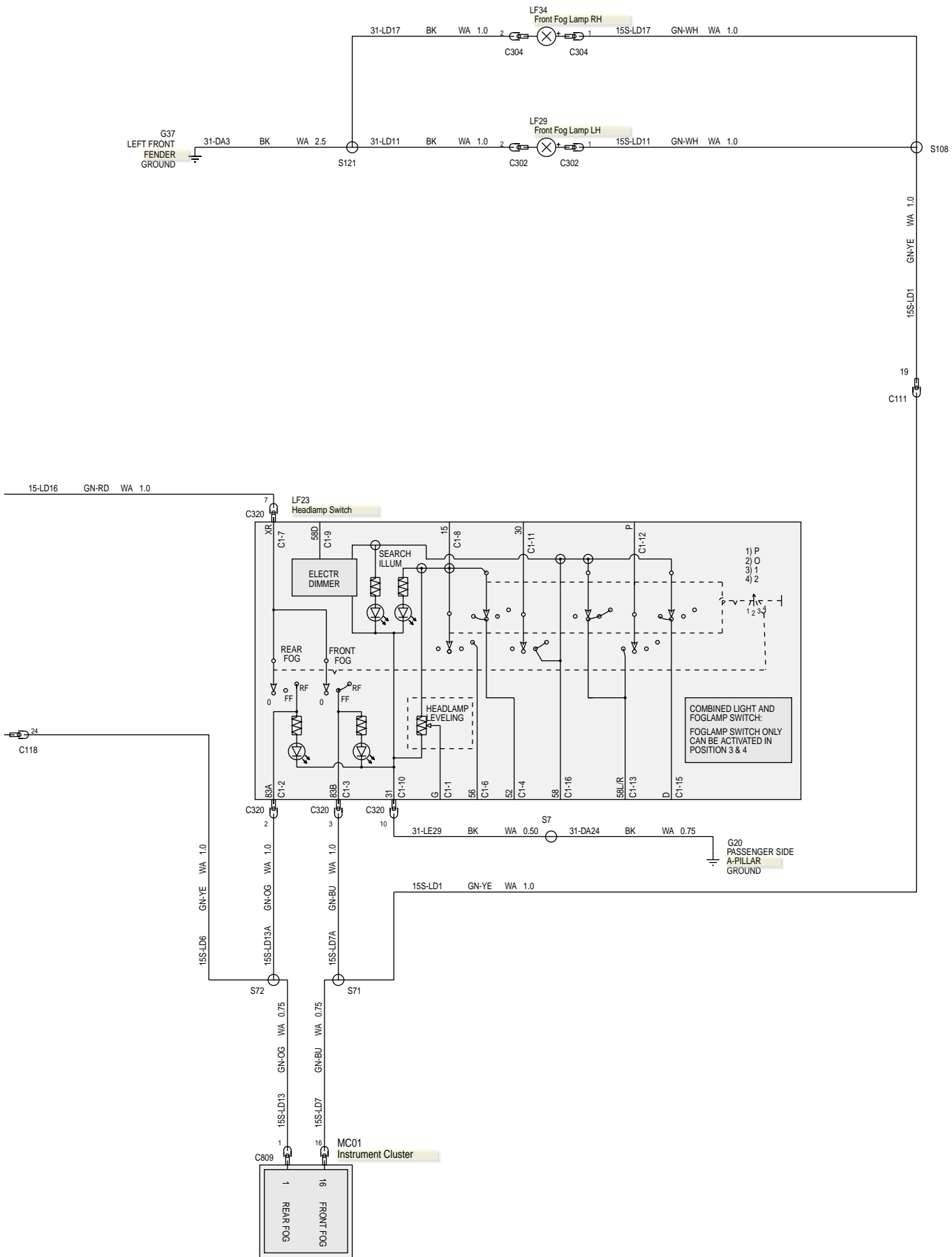
417-01-8 Exterior Lighting—Vehicles With: Adaptive Front Lighting/High Intensity Discharge Headlamps



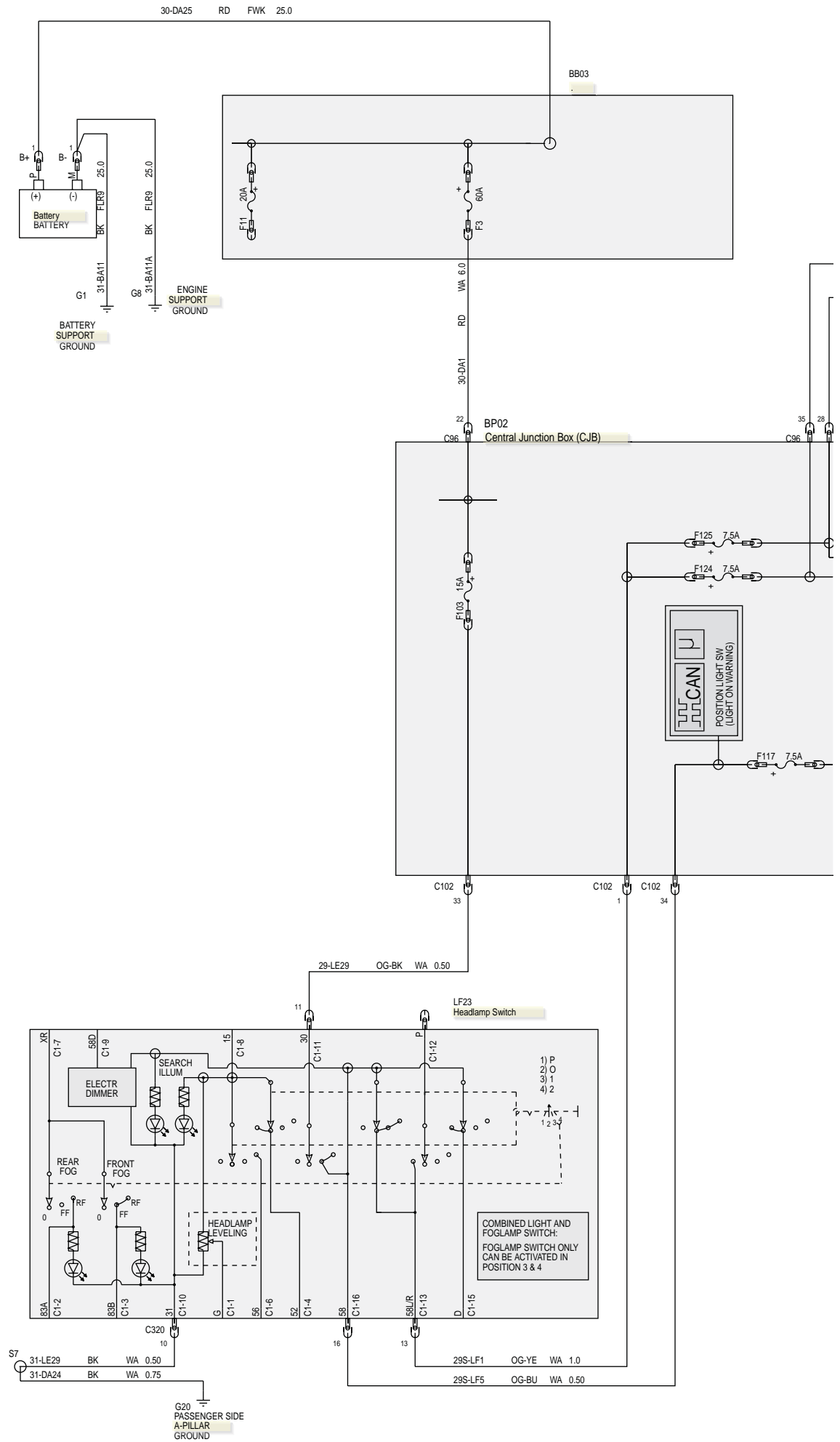
417-01-9 Fog Lamps



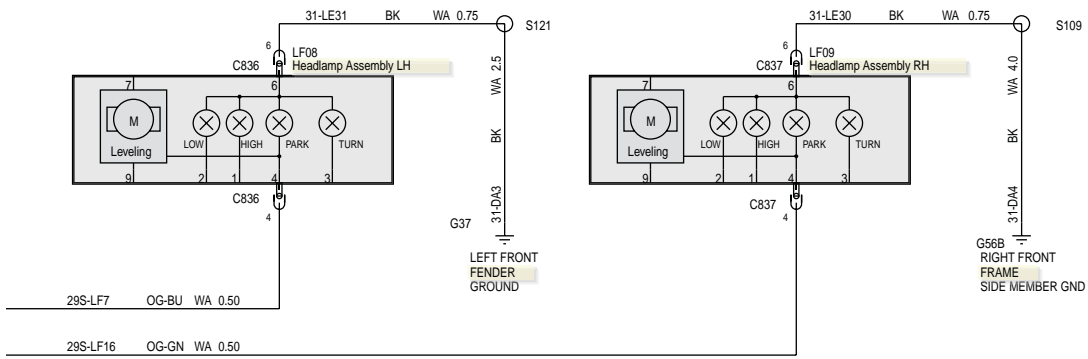
417-01-10 Fog Lamps



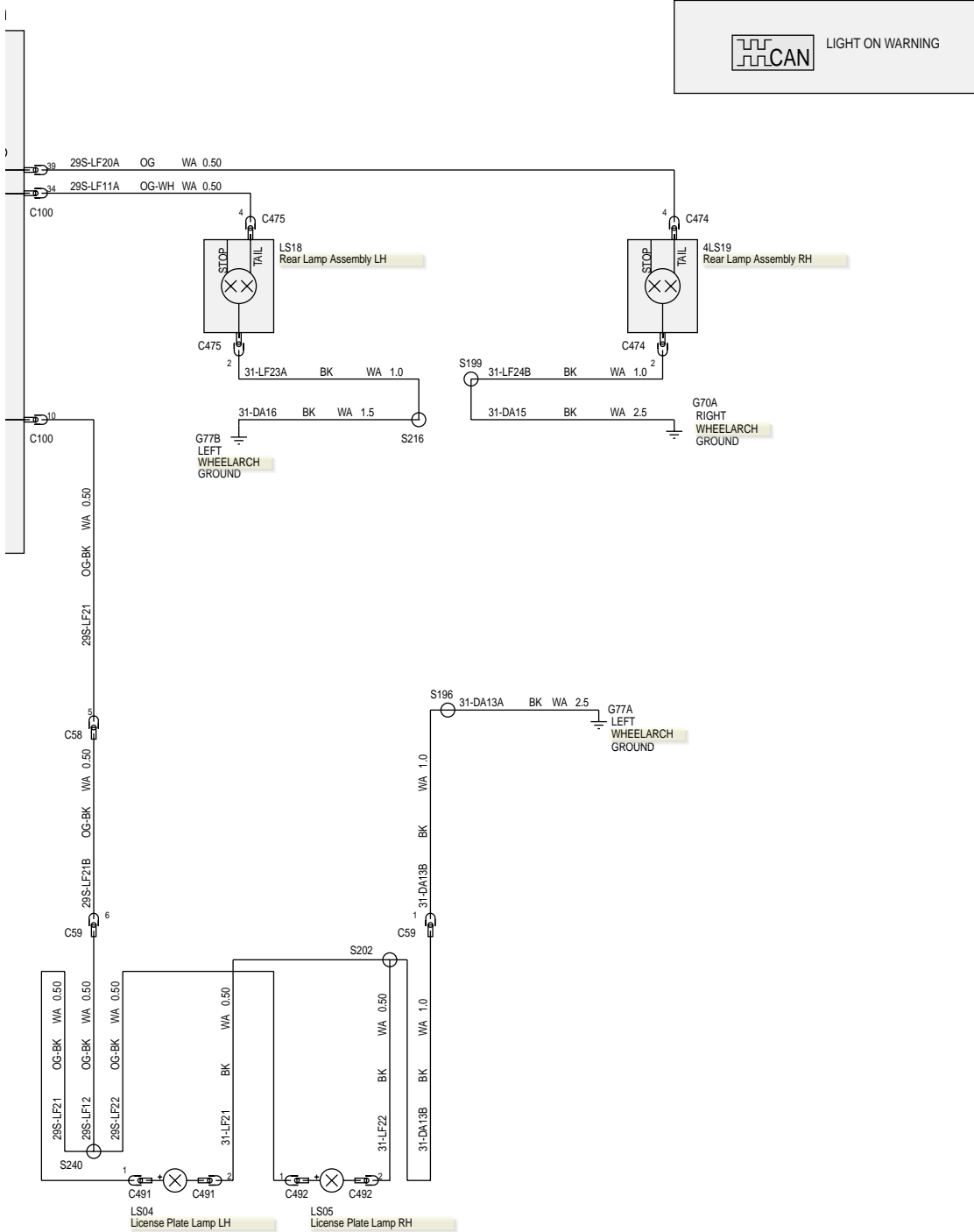
417-01-11 Parking Lamps



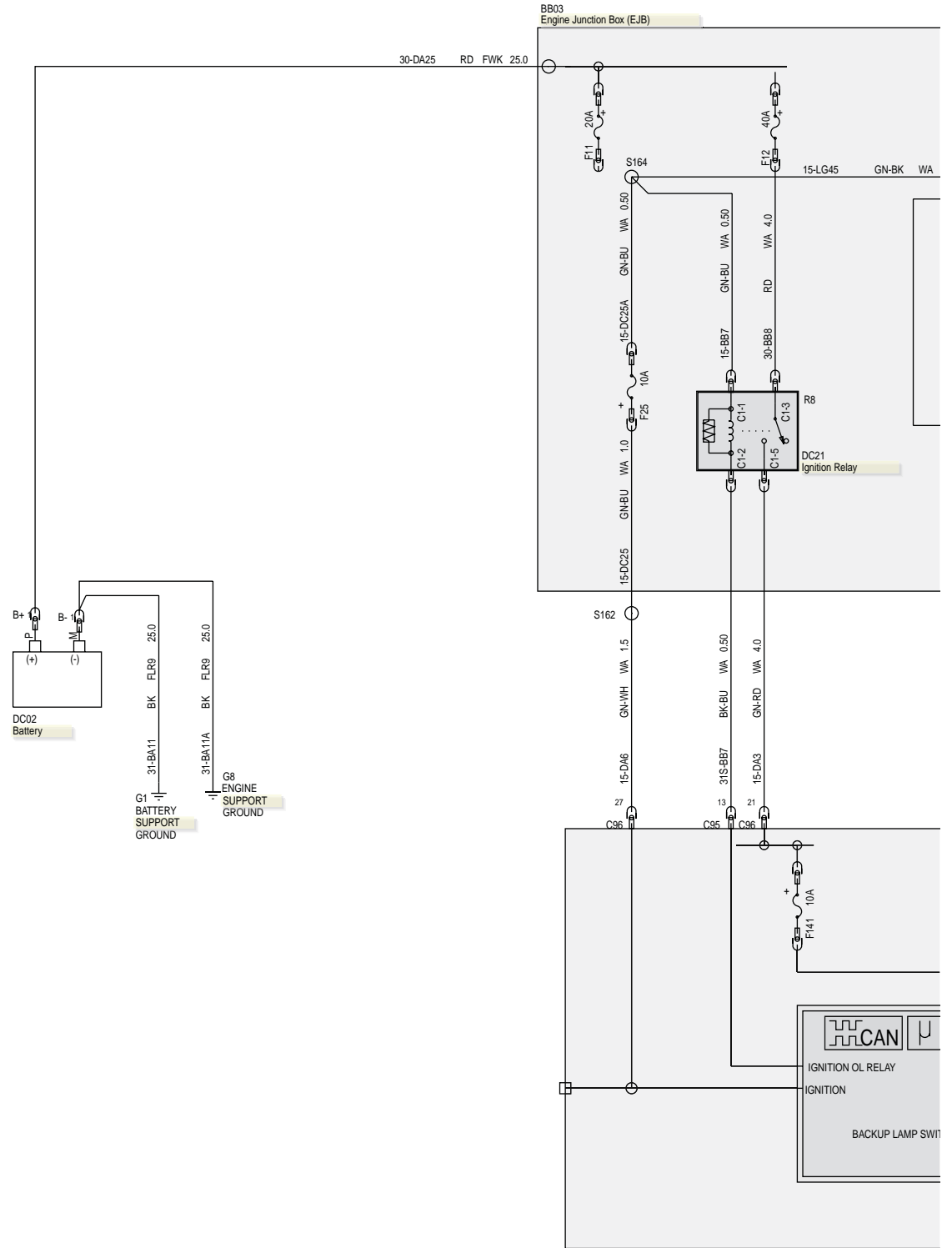
417-01-12 Parking Lamps



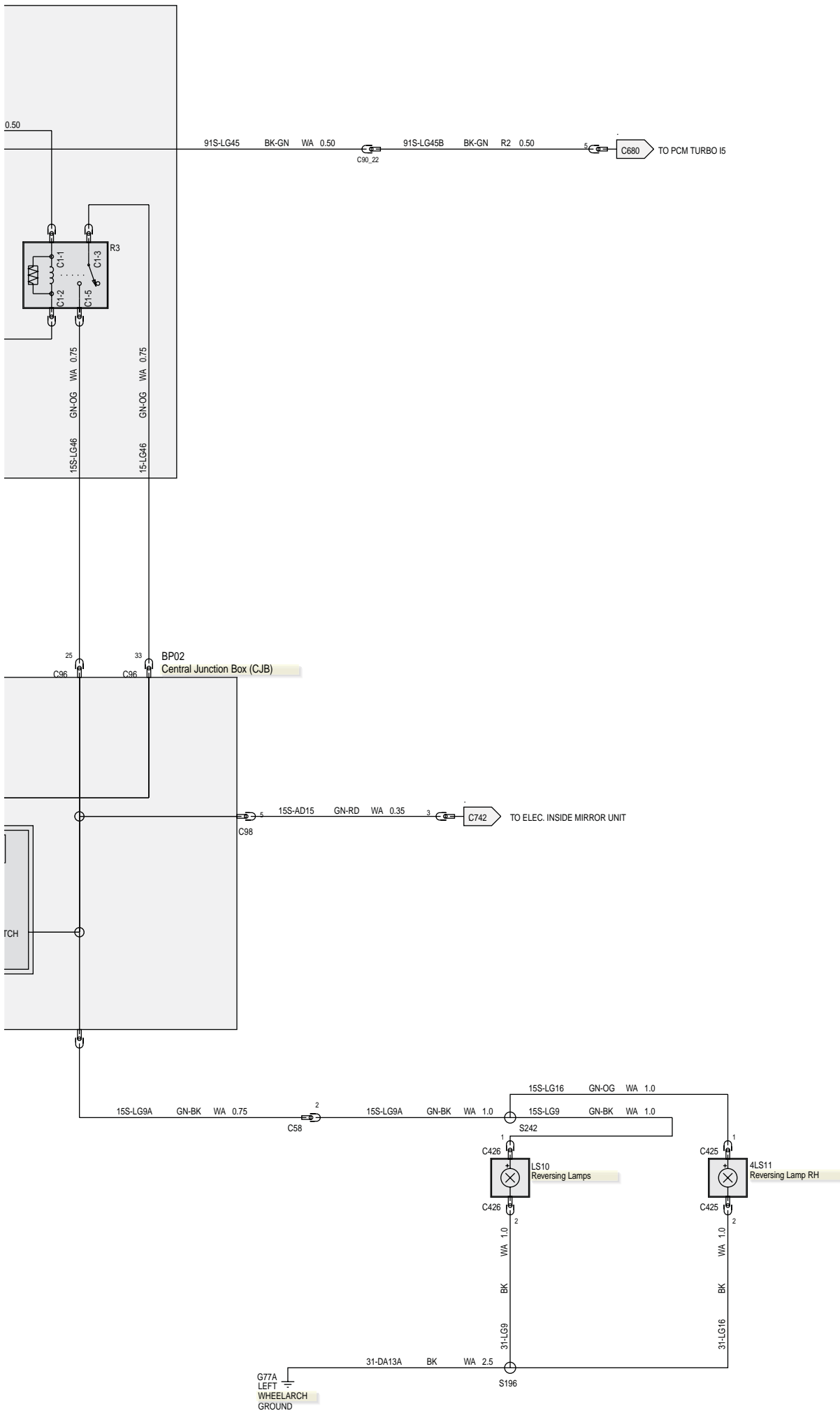
PART OF CLUSTER



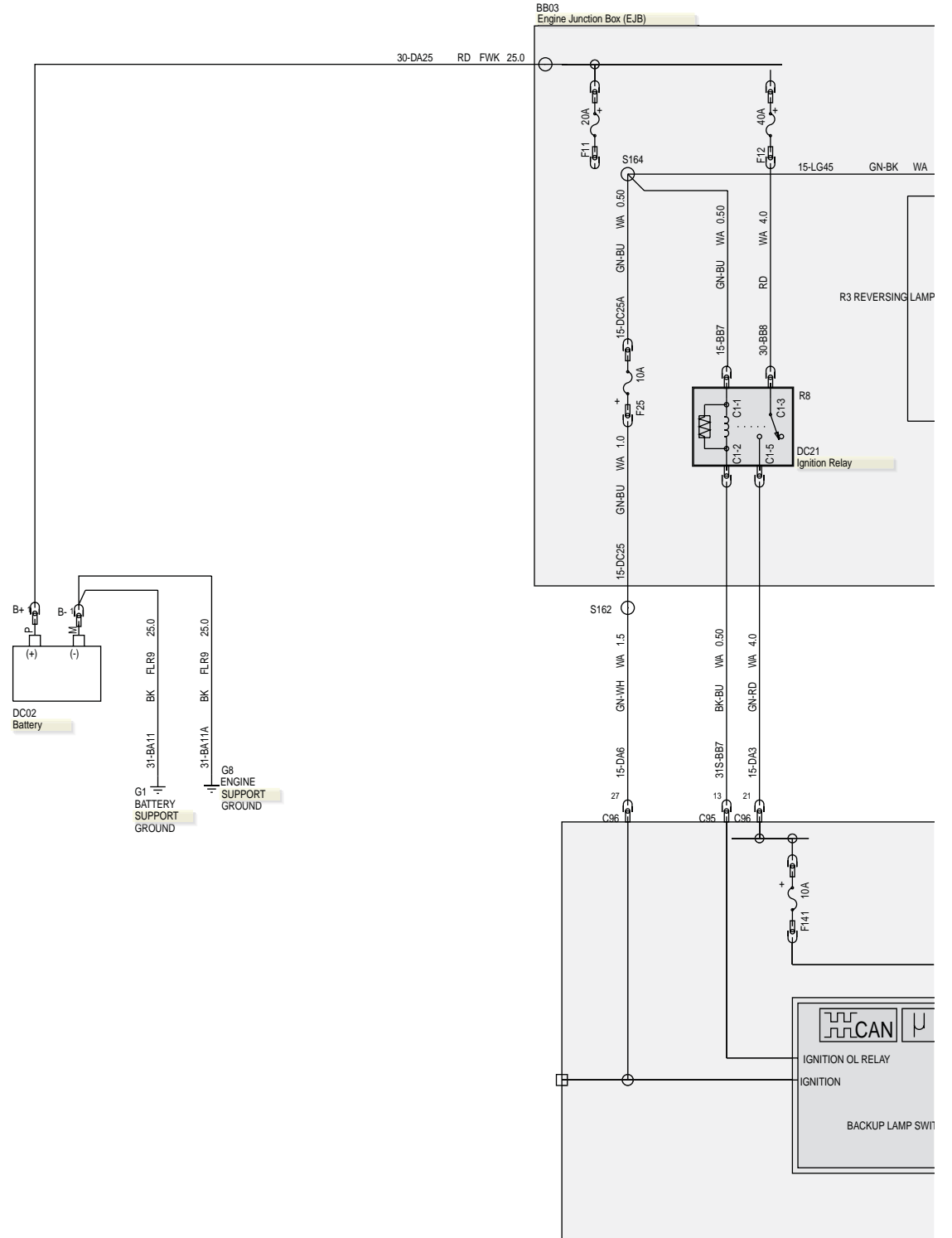
417-01-13 Reversing Lamps—Vehicles With: 5-Speed Automatic Transaxle - AW55 AWD



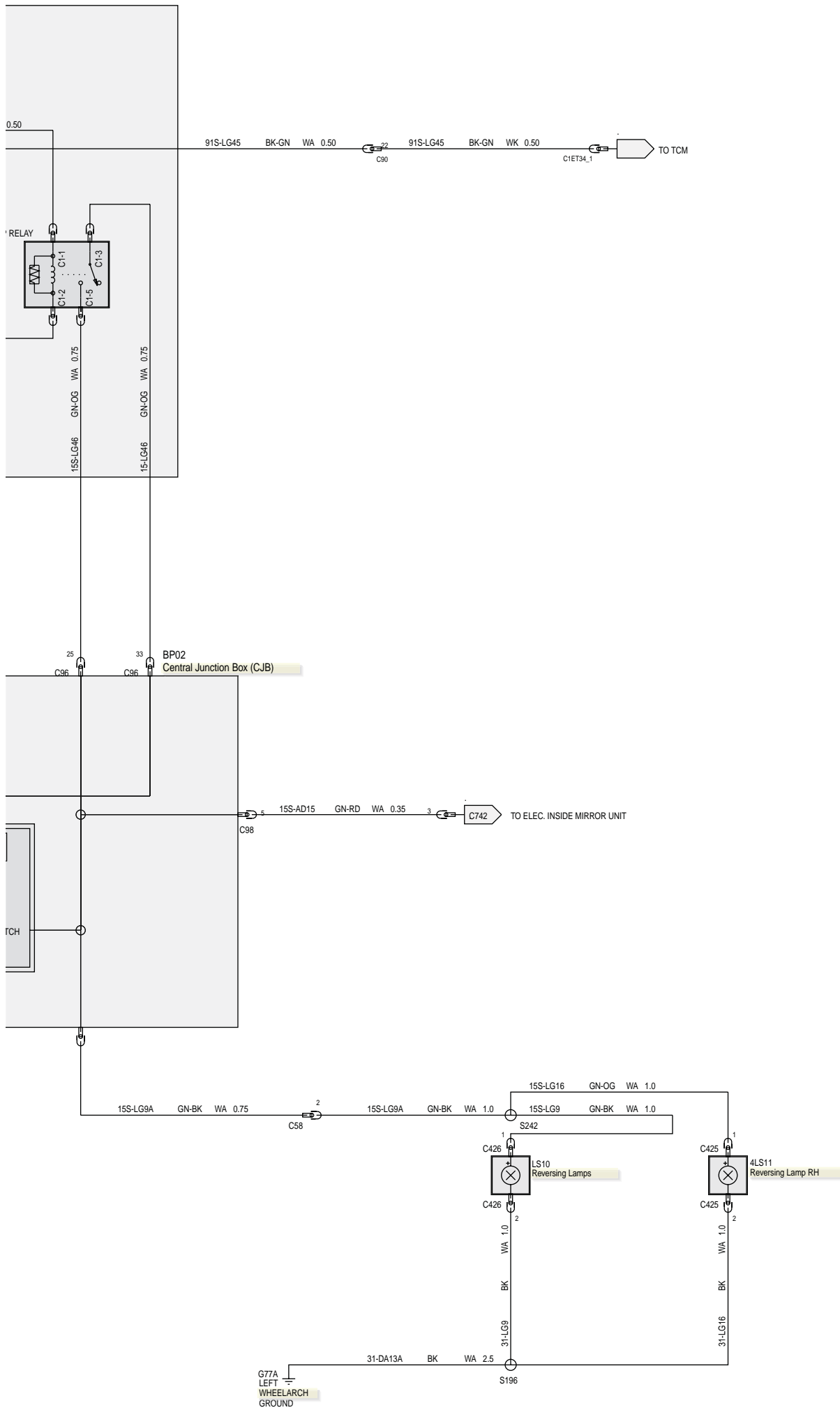
417-01-14 Reversing Lamps—Vehicles With: 5-Speed Automatic Transaxle - AW55 AWD



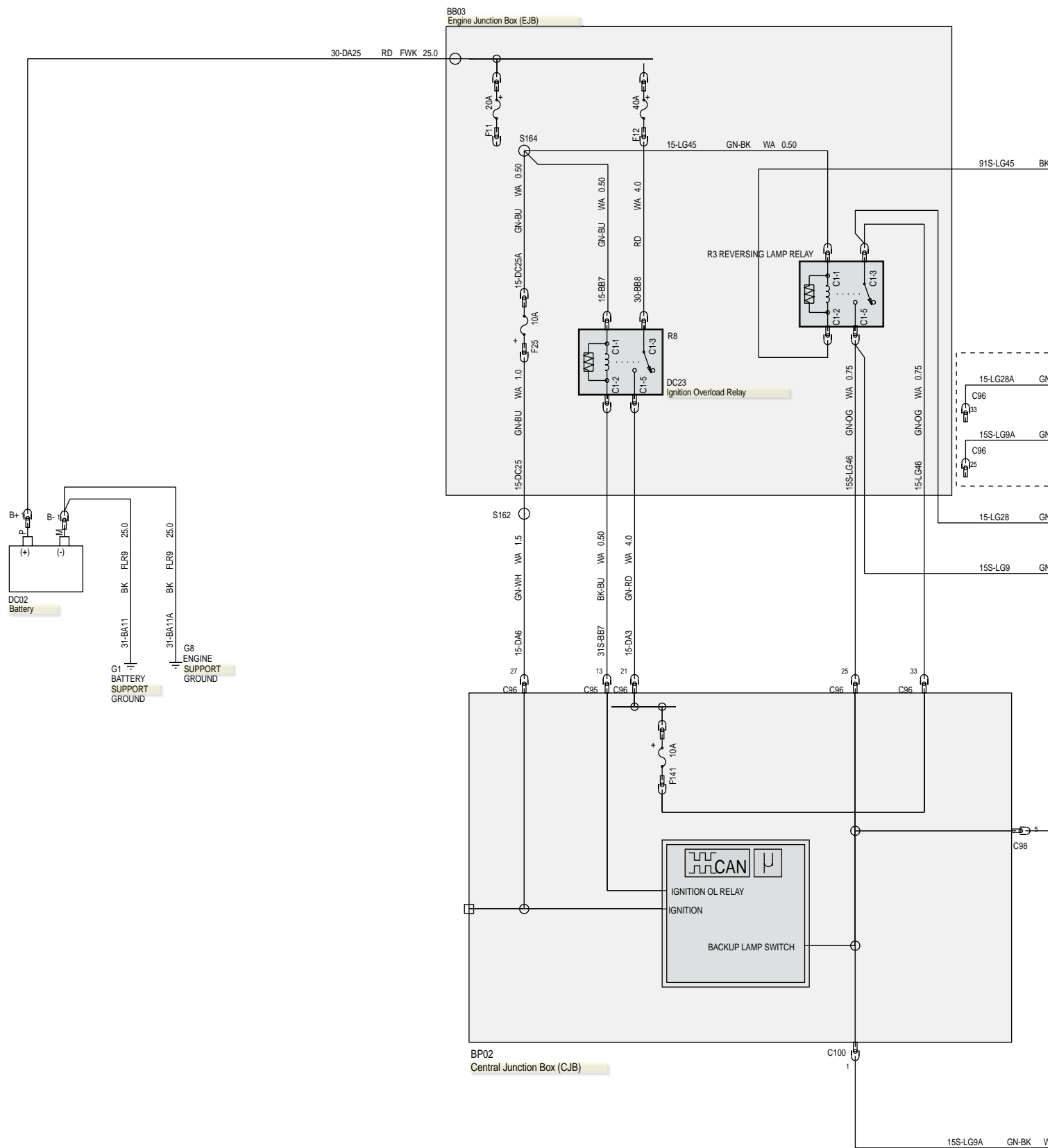
417-01-15 Reversing Lamps—Vehicles With: 6-Speed Automatic Transaxle - 6DCT450 AWD



417-01-16 Reversing Lamps—Vehicles With: 6-Speed Automatic Transaxle - 6DCT450 AWD



417-01-17 Reversing Lamps—Vehicles With: 6-Speed Manual Transaxle - M66 AWD/6-Speed Manual Transaxle - MMT6 AWD/FWD



417-01-18 Reversing Lamps—Vehicles With: 6-Speed Manual Transaxle - M66 AWD/6-Speed Manual Transaxle - MMT6 AWD/FWD

1-GN WA 0.50 C90_22

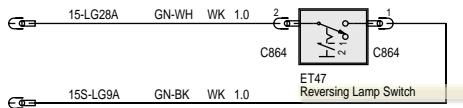
1-WH WA 0.75 C90_10

1-BK WA 0.75 C90_39

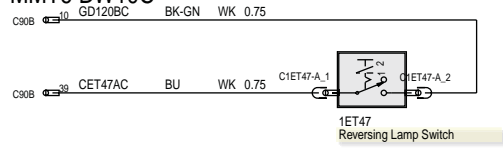
1-WH WA 0.75 C90_10

1-BK WA 0.75 C90_39

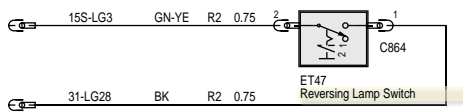
MMT6



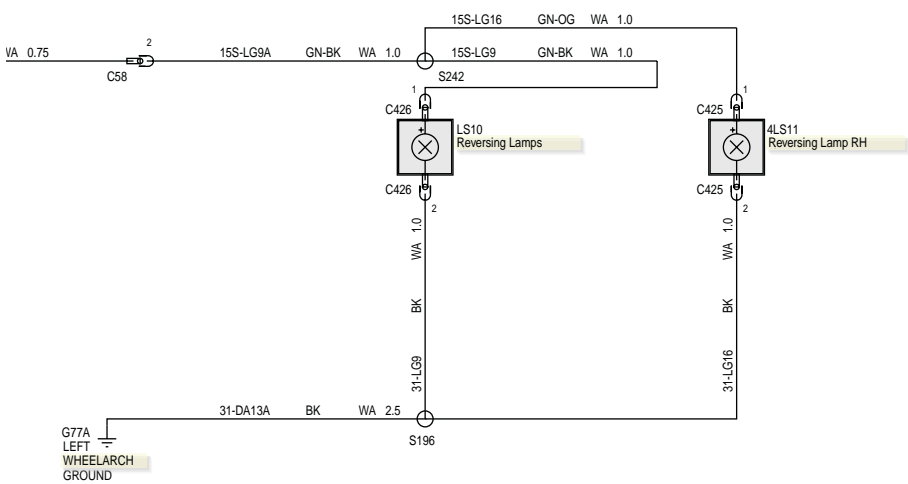
MMT6 DW10C



M66

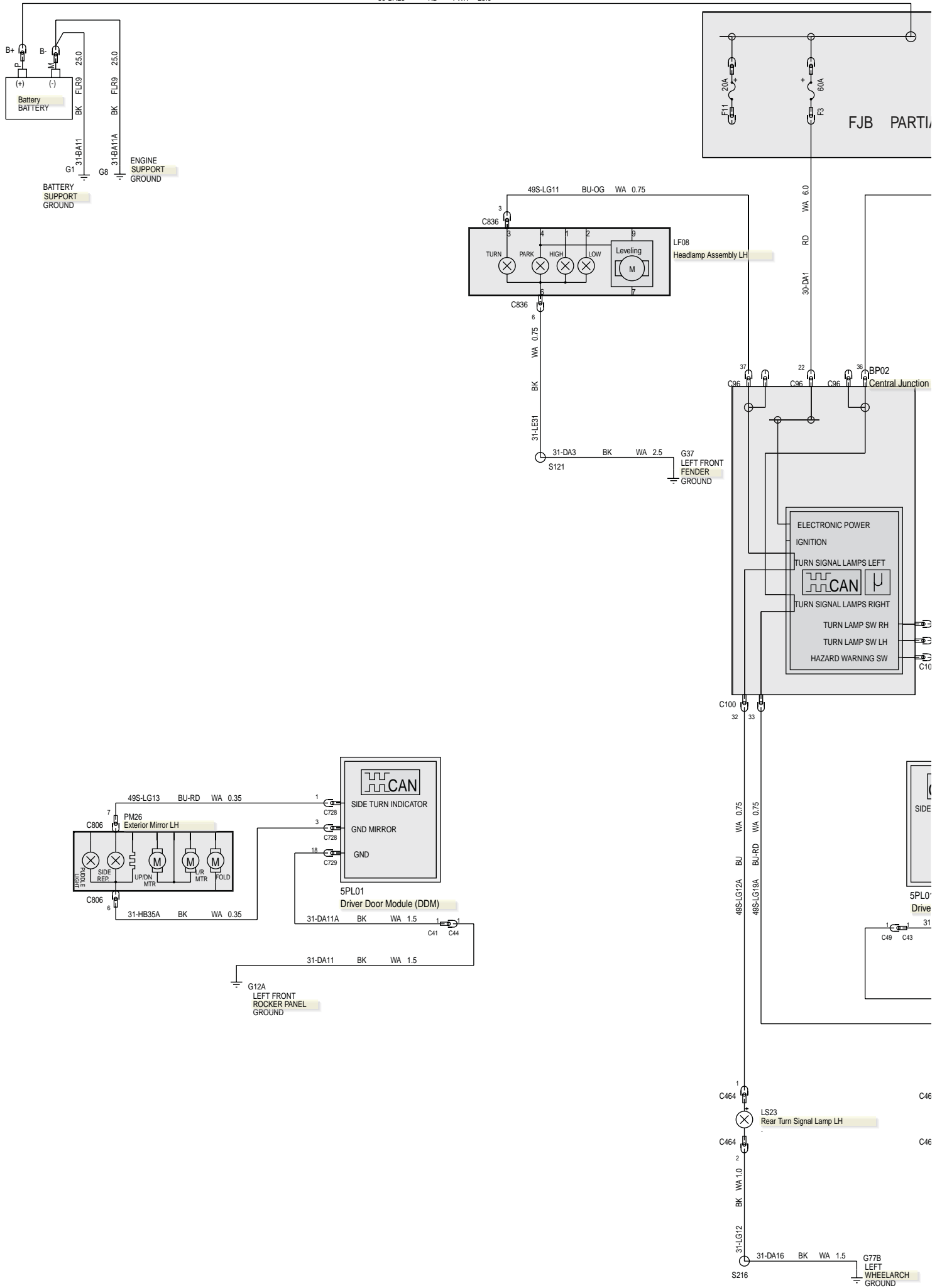


15S-AD15 GN-RD WA 0.35 C742 TO ELEC. INSIDE MIRROR UNIT

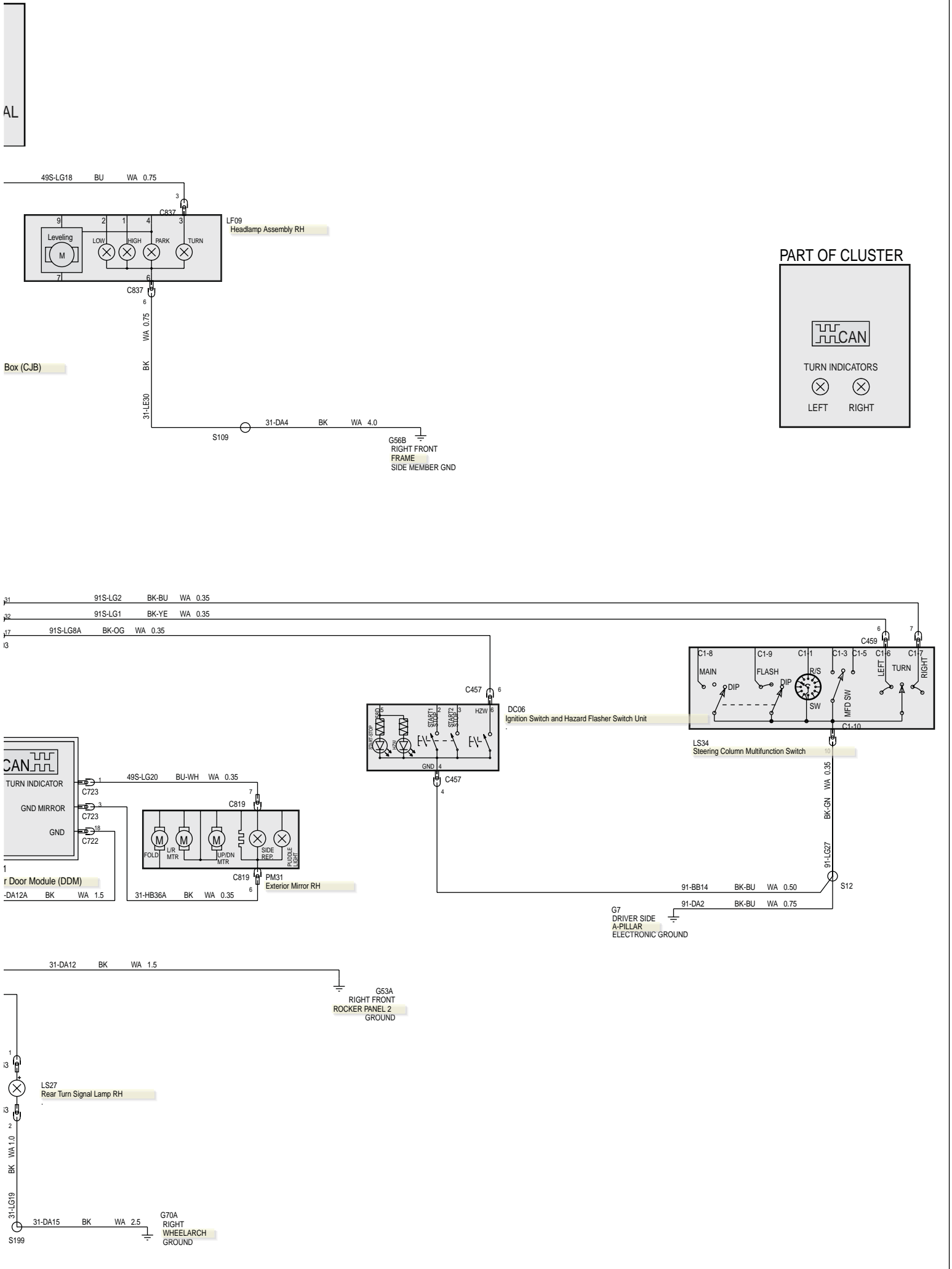


417-01-19 Turn Signal and Hazard Lamps

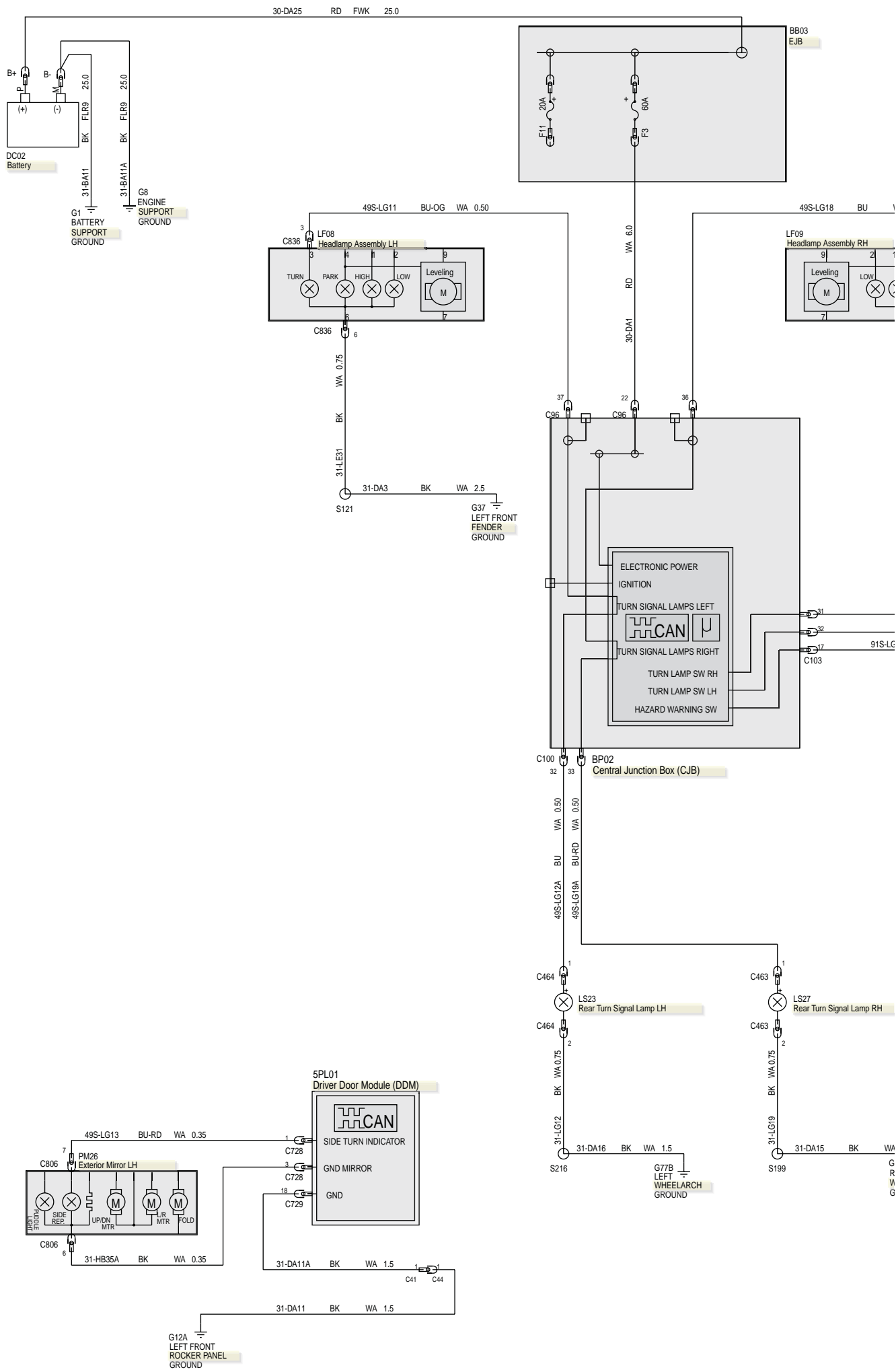
30-DA25 RD FWK 25.0



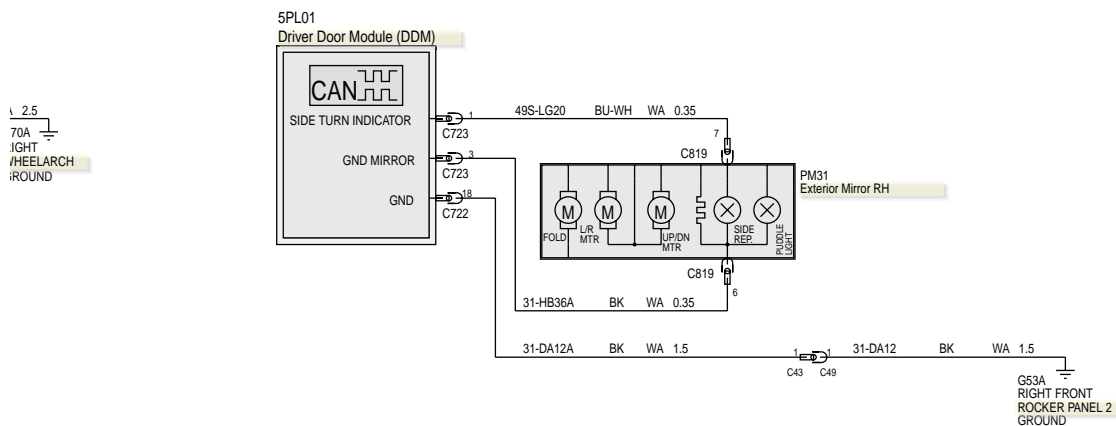
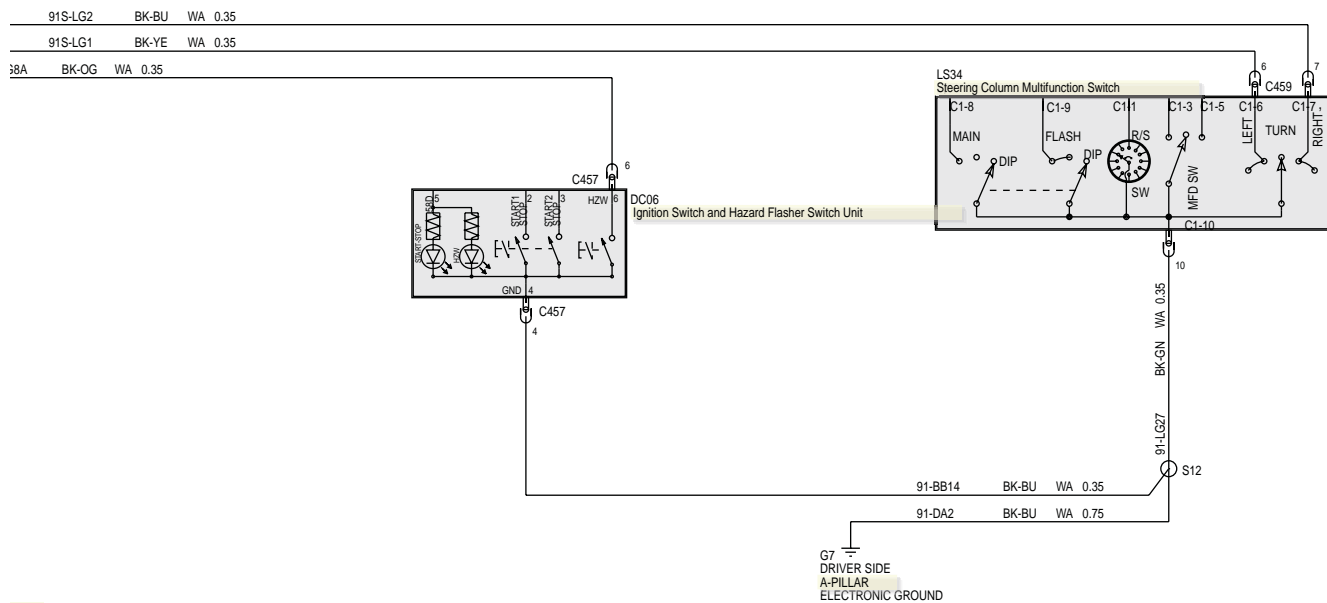
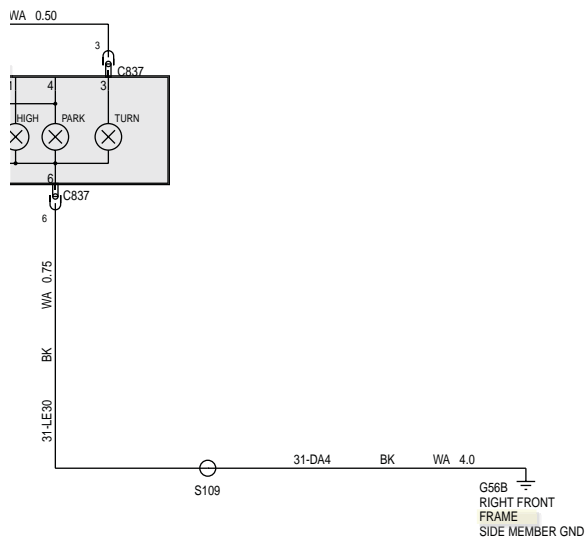
417-01-20 Turn Signal and Hazard Lamps



417-01-21 Turn Signal and Hazard Lamps




417-01-22 Turn Signal and Hazard Lamps





Autolamp Relay (G1313055)



Autolamp and Rain Sensor (G1234632)

PIN 1 => 15-KA41 GN-BK 0.35 WA



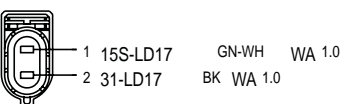
1X4T-14489-RA
C526
TO RAISENSOR
HARNESS 14335

Front Fog Lamp LH (G1234633)



5S6T-14A464-FB
C302
TO LEFT FRONT FOG LAMP
HARNESS 14K733

Front Fog Lamp RH (G1234634)

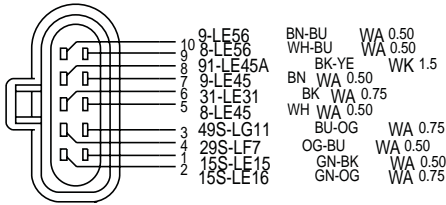


5S6T-14A464-FB
C304
TO RIGHT FRONT FOG LAMP
HARNESS 14K733



Headlamp Assembly LH (G1234635)

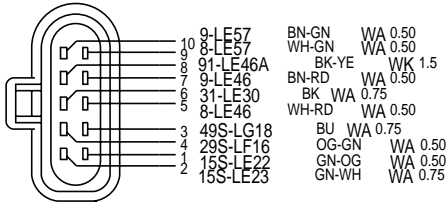
PIN 8 => 31-LE45A BK-OG 1.5 WA



1X4T-14A464-ADA
C836
TO LEFT HEAD LAMP
HARNESS 14K733

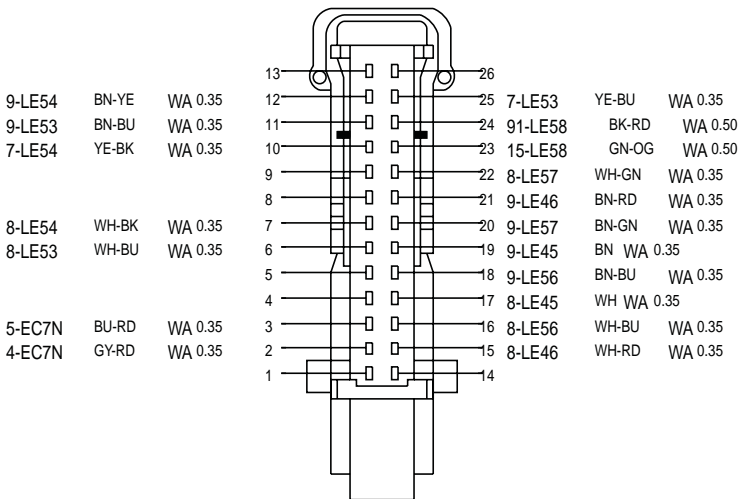
Headlamp Assembly RH (G1234636)

PIN 8 => 31-LE46A BK-OG 1.5 WA
PIN 6 => 31-LE30A BK 0.75 WA + 31-LE30 BK 0.75 WA



1X4T-14A464-ADA
C837
TO RIGHT HEAD LAMP
HARNESS 14K733


Headlamp Control Module (G1246400)



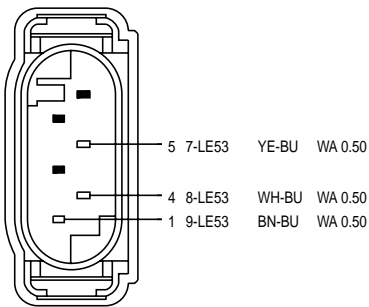
98BG-14489-SZA
C838
TO HID CONTROL MODULE
HARNESS 14401



Headlamp High Beam Relay (G1313051)

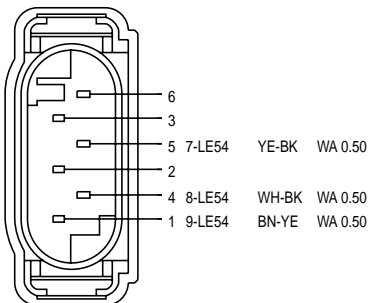


Headlamp Leveling Front Sensor (G1330908)



5W9T-14A464-BA
C323
TO FRONT LEVEL SENSOR
HARNESS 14K733


Headlamp Leveling Rear Sensor (G1330909)



2L1T-14A464-YA
C839
TO REAR LEVEL SENSOR
HARNESS 2B325

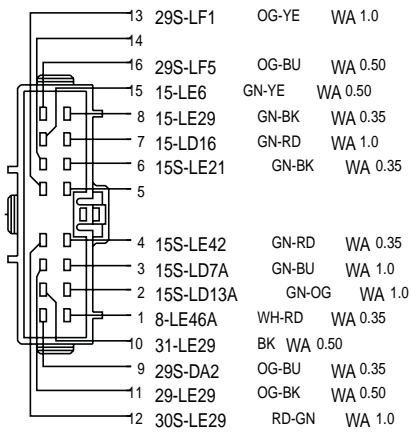


Headlamp Low Beam Relay (G1313053)



Headlamp Switch (G1234637)

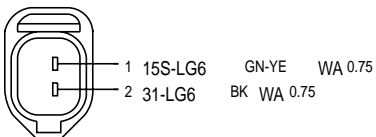
PIN 12 => 30-LE6 RD 1.0 WA + 30S-LE29 RD-GN 1.0 WA
PIN 12 => 30S-LE29A RD-GN 1.0 WA



98AG-14489-TTB
C320
TO LIGHT SWITCH
HARNESS 14401

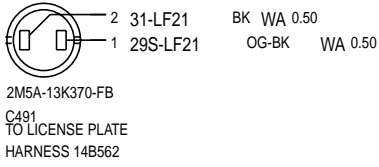
High Mounted Stoplamp (G1234638)

PIN 1 => 15S-LG6A GN-YE 0.75 WA + 15S-LG6 BK 0.75 WA

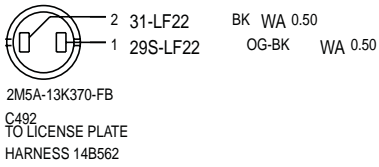


F81B-14A464-KA
C108
TO CENTER HIGH STOP LAMP
HARNESS 14B562

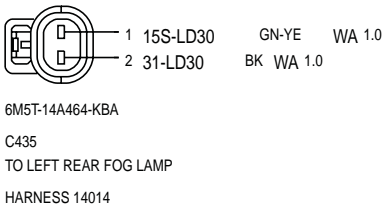
License Plate Lamp LH (G1234639)



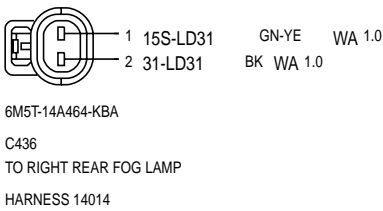
License Plate Lamp RH (G1234640)




Rear Fog Lamp (G1234641)



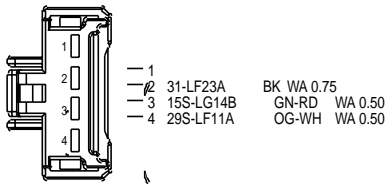
Rear Fog Lamp (G1234642)



Rear Fog Lamp Relay (G1313049)

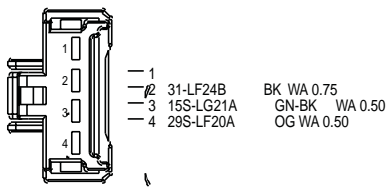


Rear Lamp Assembly LH (G1234643)



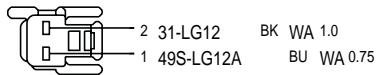
8V4T-14489-RDA
C475
TO COMBINED STOP/TAIL LAMP LHS
HARNESS 14014

Rear Lamp Assembly RH (G1234644)



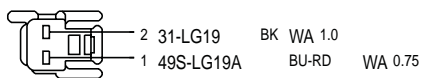
8V4T-14489-RDA
C474
TO COMBINED STOP/TAIL LAMP RHS
HARNESS 14014

Rear Turn Signal Lamp LH (G1240714)



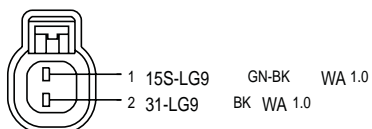
4S7T-14489-VAA
C464
TO TURN SIGNAL LIGHT LHS
HARNESS 14014

Rear Turn Signal Lamp RH (G1240715)



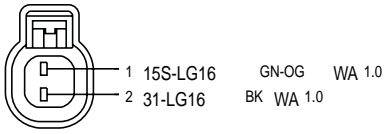
4S7T-14489-VAA
C463
TO TURN SIGNAL LIGHT RHS
HARNESS 14014

Reversing Lamp LH (G1234645)



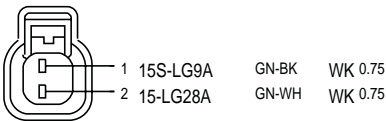
XR3T-14A464-BA
C426
TO REVERSE DRIVE LAMP LEFT
HARNESS 17N400

Reversing Lamp RH (G1234646)



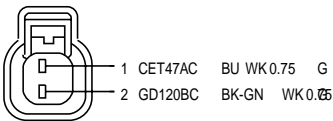
XR3T-14A464-BA
C425
TO REVERSE DRIVE LAMP RIGHT
HARNES 17N400

Reversing Lamp Switch (G1246958)



XR3T-14A464-AA
C864
TO TRANSMISSION SWITCH HC (BACKUP LAMP SWITCH)
HARNES 12A690

Reversing Lamp Switch—A (G1324839)




XR3T-14A464-AA
C1ET47A
TO REVERSE GEAR SWITCH MMT6
HARNES 12A690

Stoplamp Switch (G1234647)



4S7T-14489-VNA
C444
TO STOP LAMP SWITCH
HARNES 14014

Trailer Socket (G1246401)



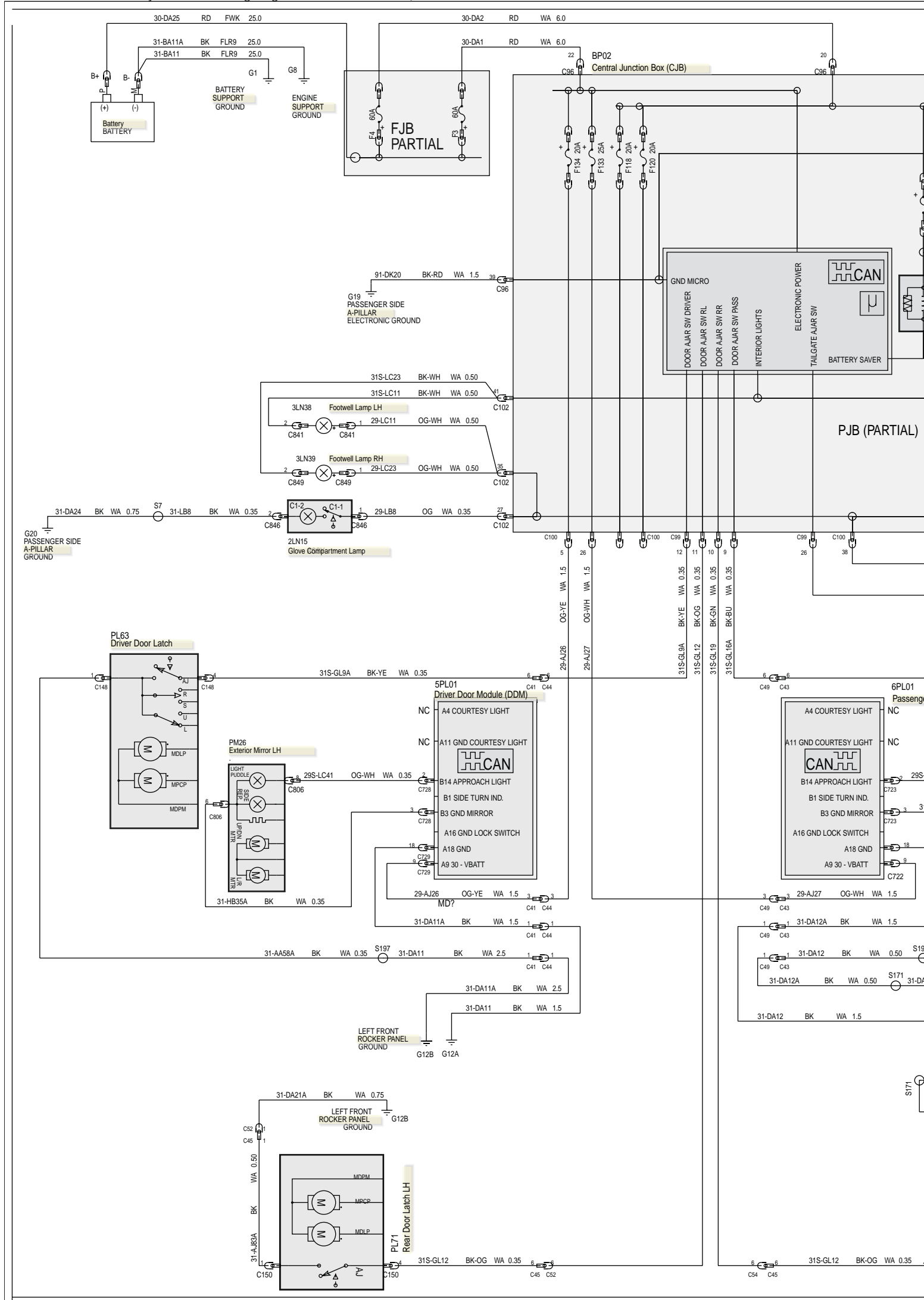
78GG-14488-SA
C631
TO TRAILER TOW (PA)
HARNES 14014

SECTION 417-02 Interior Lighting

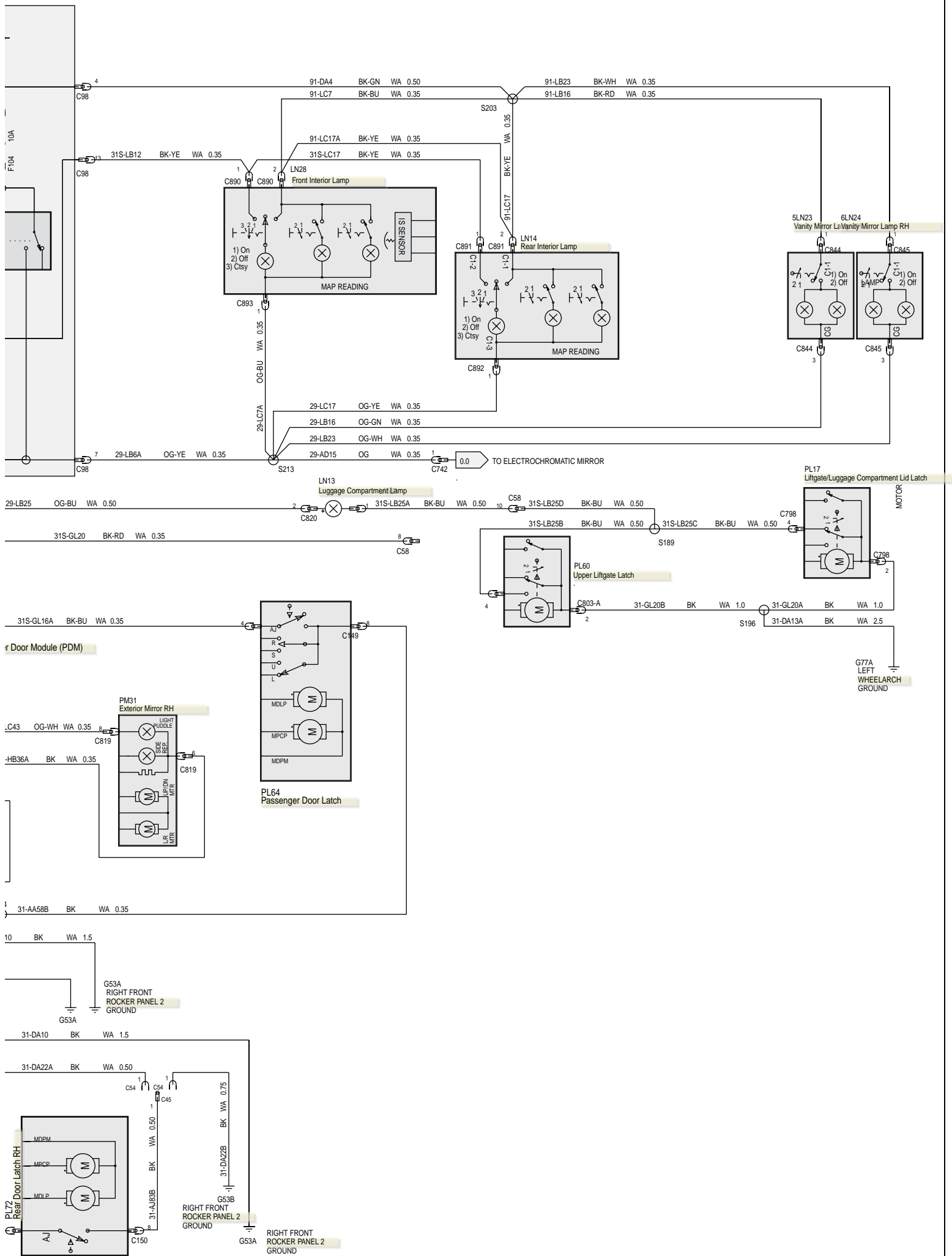
VEHICLE APPLICATION: 2011.0 Kuga

CONTENTS	PAGE
ELECTRICAL SCHEMATICS	
Courtesy and Demand Lighting — LHD 4WD/LHD FWD, Vehicles Without: Door Module.	417-02-2
Courtesy and Demand Lighting — LHD 4WD/LHD FWD, Vehicles With: Door Module....	417-02-4
Courtesy and Demand Lighting — RHD 4WD/RHD FWD, Vehicles Without: Door Module.	417-02-6
Courtesy and Demand Lighting — RHD 4WD/RHD FWD, Vehicles With: Door Module....	417-02-8
Instrument Cluster and Panel Illumination — Vehicles With: 5-Speed Automatic Transaxle - AW55 AWD/6-Speed Automatic Transaxle - 6DCT450 AWD.....	417-02-10
Instrument Cluster and Panel Illumination — Vehicles With: 6-Speed Manual Transaxle - M66 AWD/6-Speed Manual Transaxle - MMT6 AWD/FWD.....	417-02-12
ELECTRICAL CONNECTORS	
Driver Side Instrument Panel Ambient Lighting Lamp.....	417-02-14
Footwell Lamp LH.....	417-02-14
Footwell Lamp RH.....	417-02-14
Front Interior Lamp.....	417-02-14
Front Interior Lamp.....	417-02-14
Front Interior Lamp.....	417-02-14
Glove Compartment Lamp.....	417-02-15
Luggage Compartment Lamp.....	417-02-15
Rear Interior Lamp.....	417-02-15
Rear Interior Lamp.....	417-02-15
Vanity Mirror Lamp LH.....	417-02-15
Vanity Mirror Lamp RH.....	417-02-15

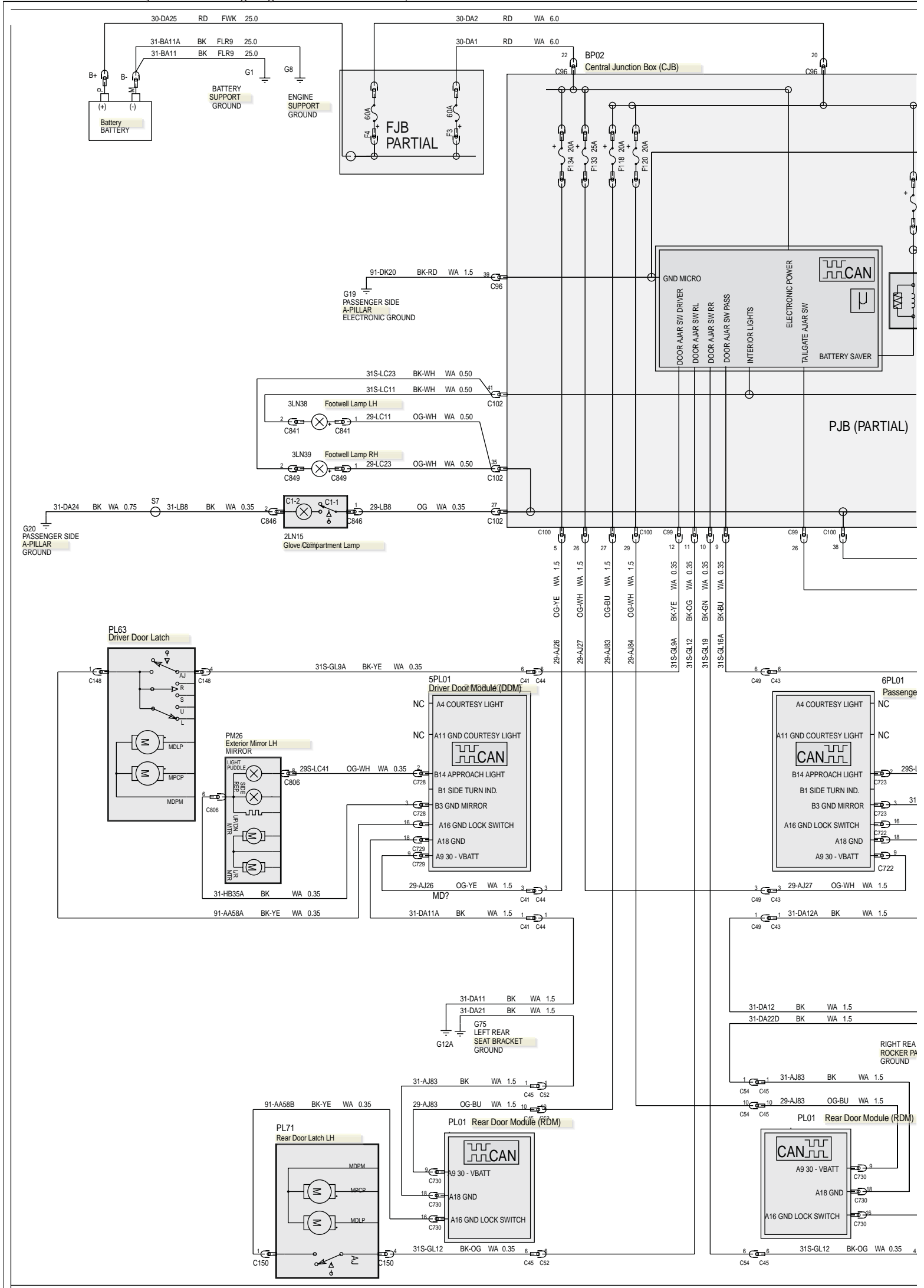
417-02-2 Courtesy and Demand Lighting—LHD 4WD/LHD FWD, Vehicles Without: Door Module



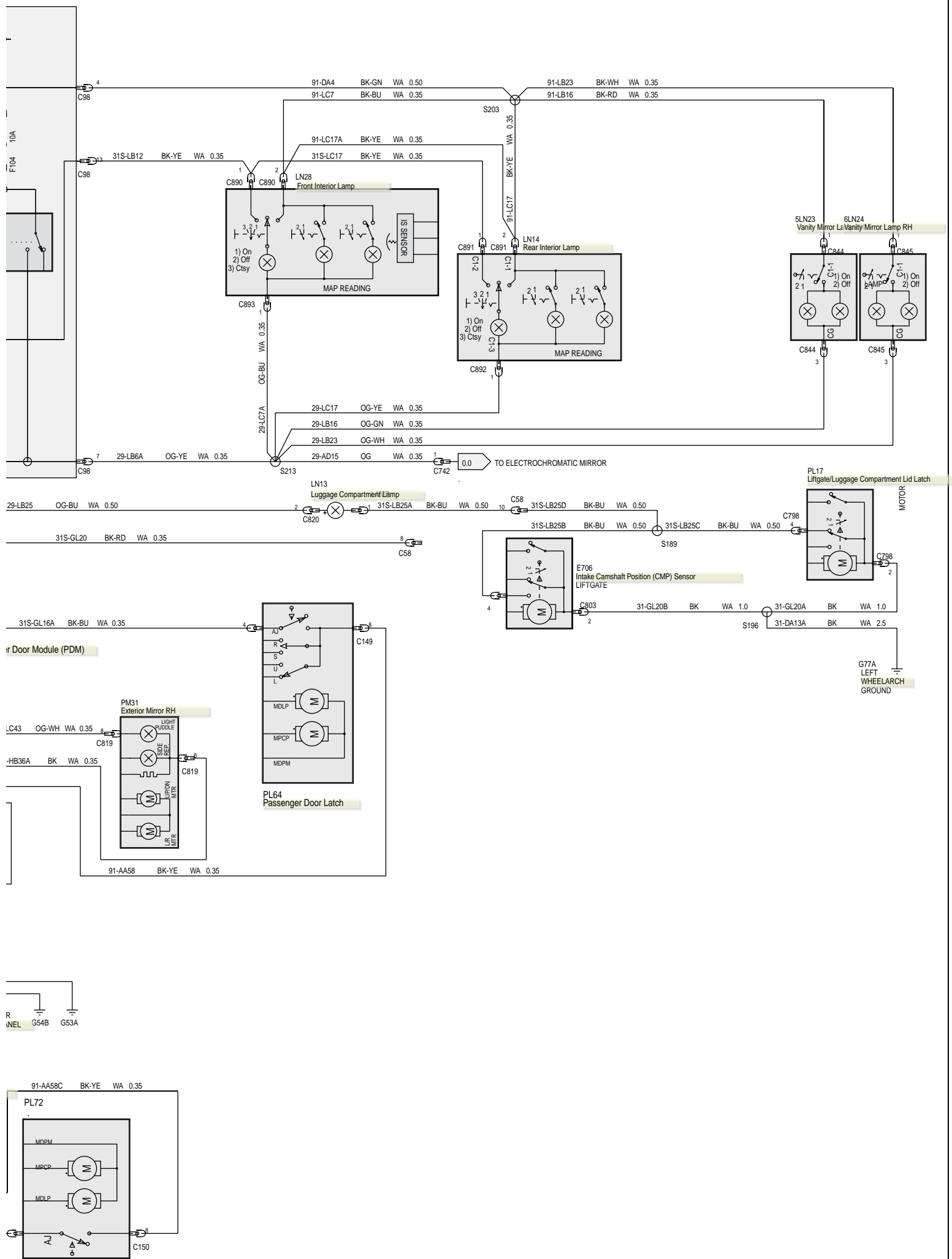
417-02-3 Courtesy and Demand Lighting—LHD 4WD/LHD FWD, Vehicles Without: Door Module



417-02-4 Courtesy and Demand Lighting—LHD 4WD/LHD FWD, Vehicles With: Door Module

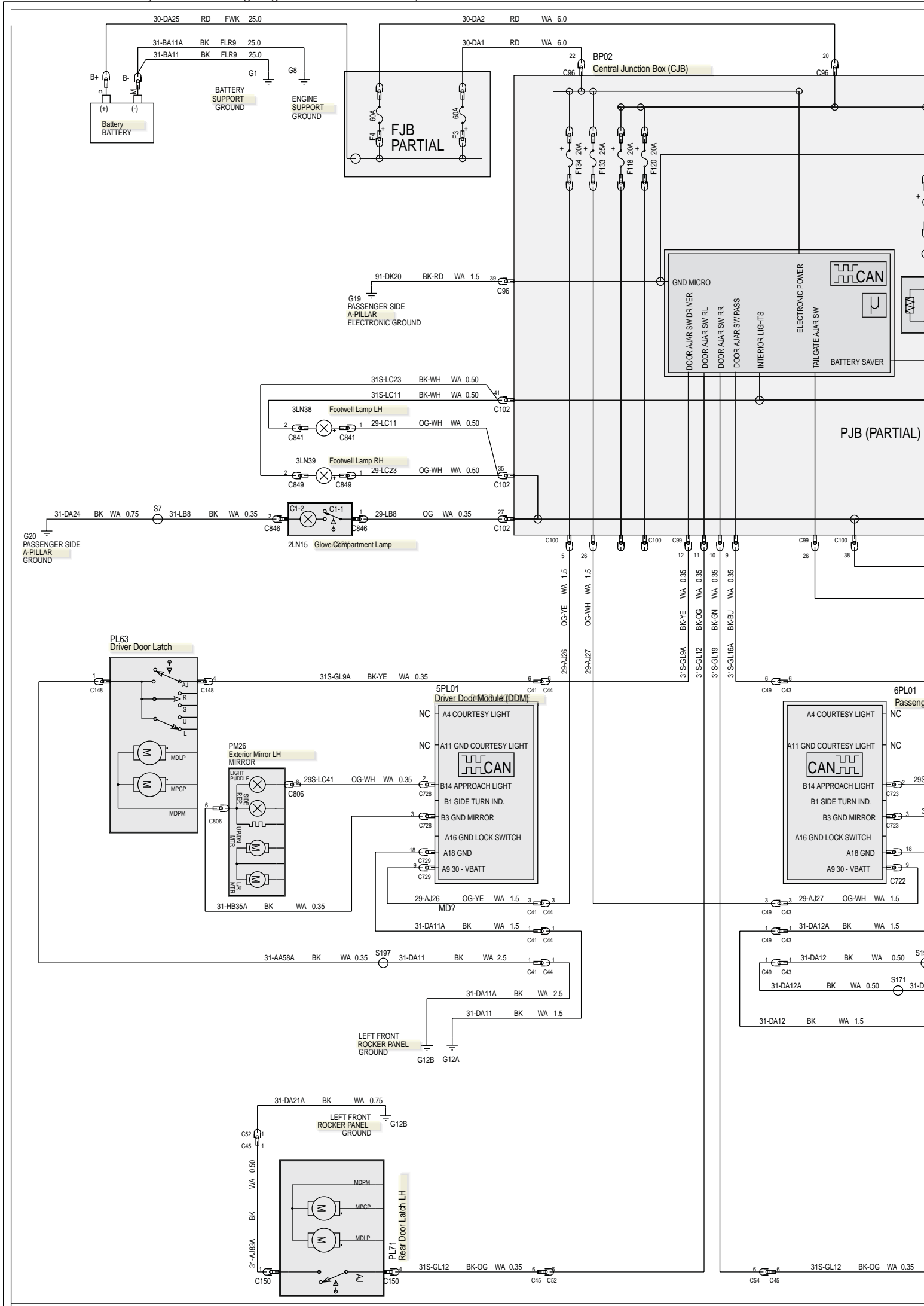


417-02-5 Courtesy and Demand Lighting—LHD 4WD/LHD FWD, Vehicles With: Door Module

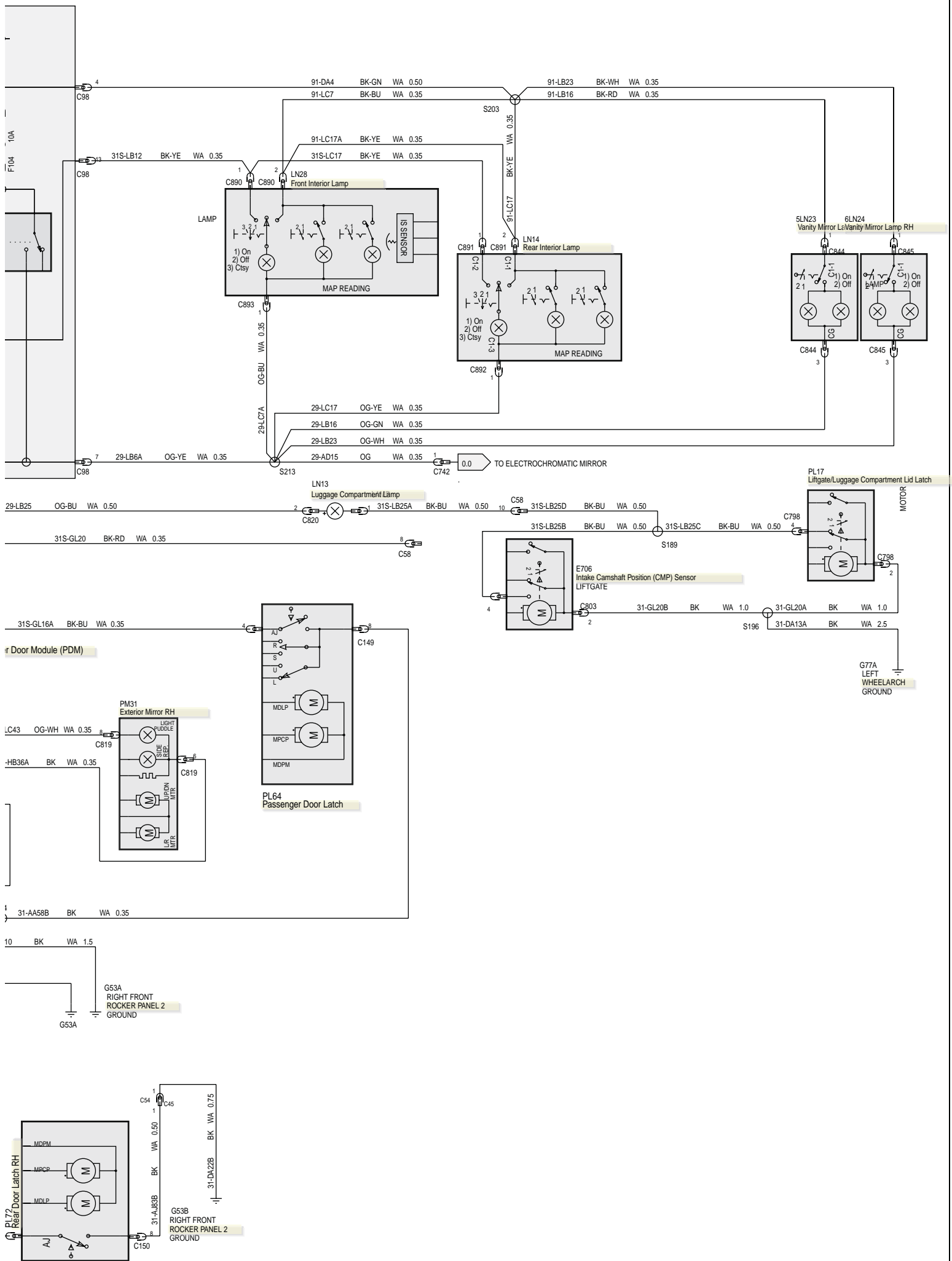


2011.0 Kuga (G1223808)

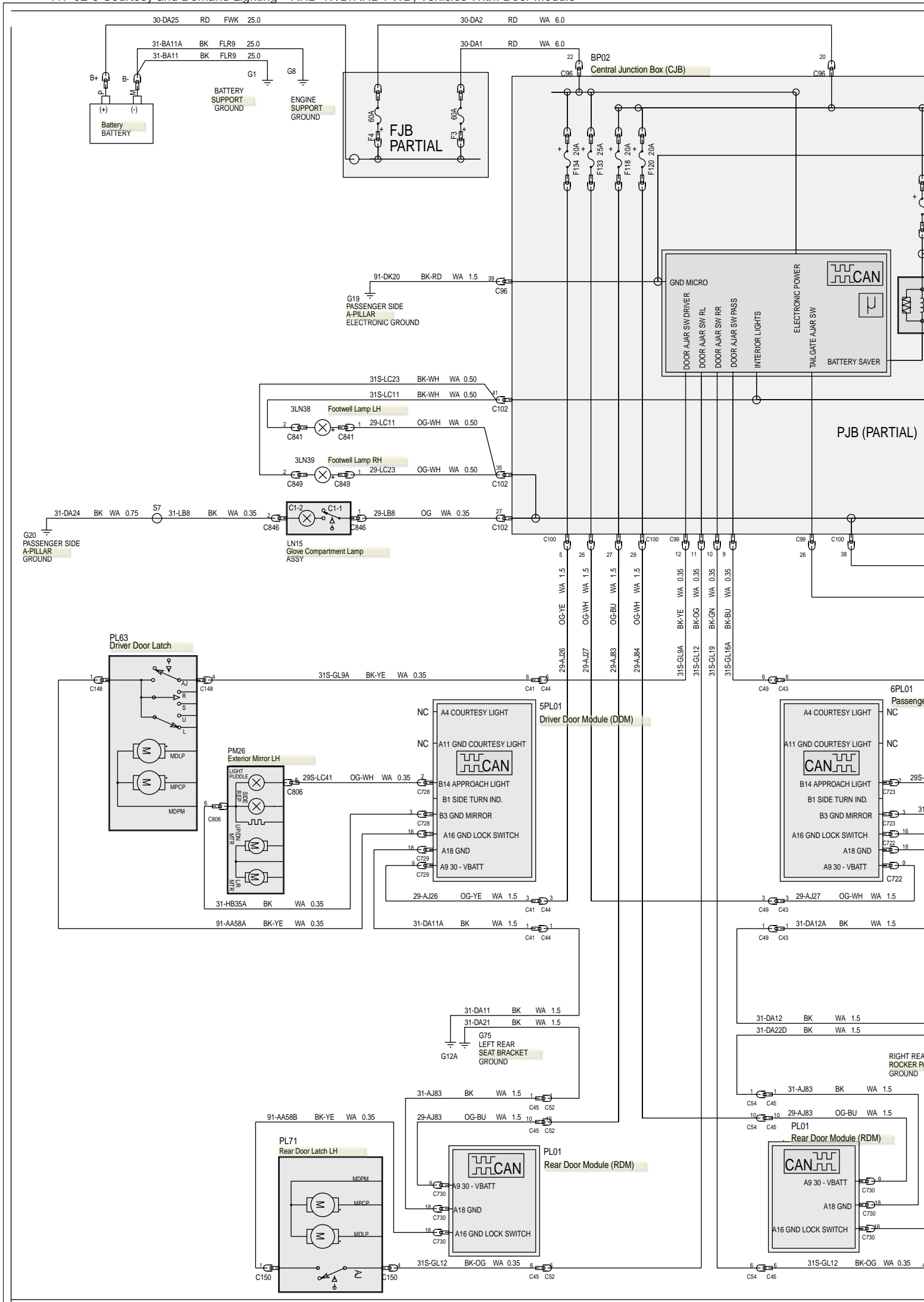
417-02-6 Courtesy and Demand Lighting—RHD 4WD/RHD FWD, Vehicles Without: Door Module



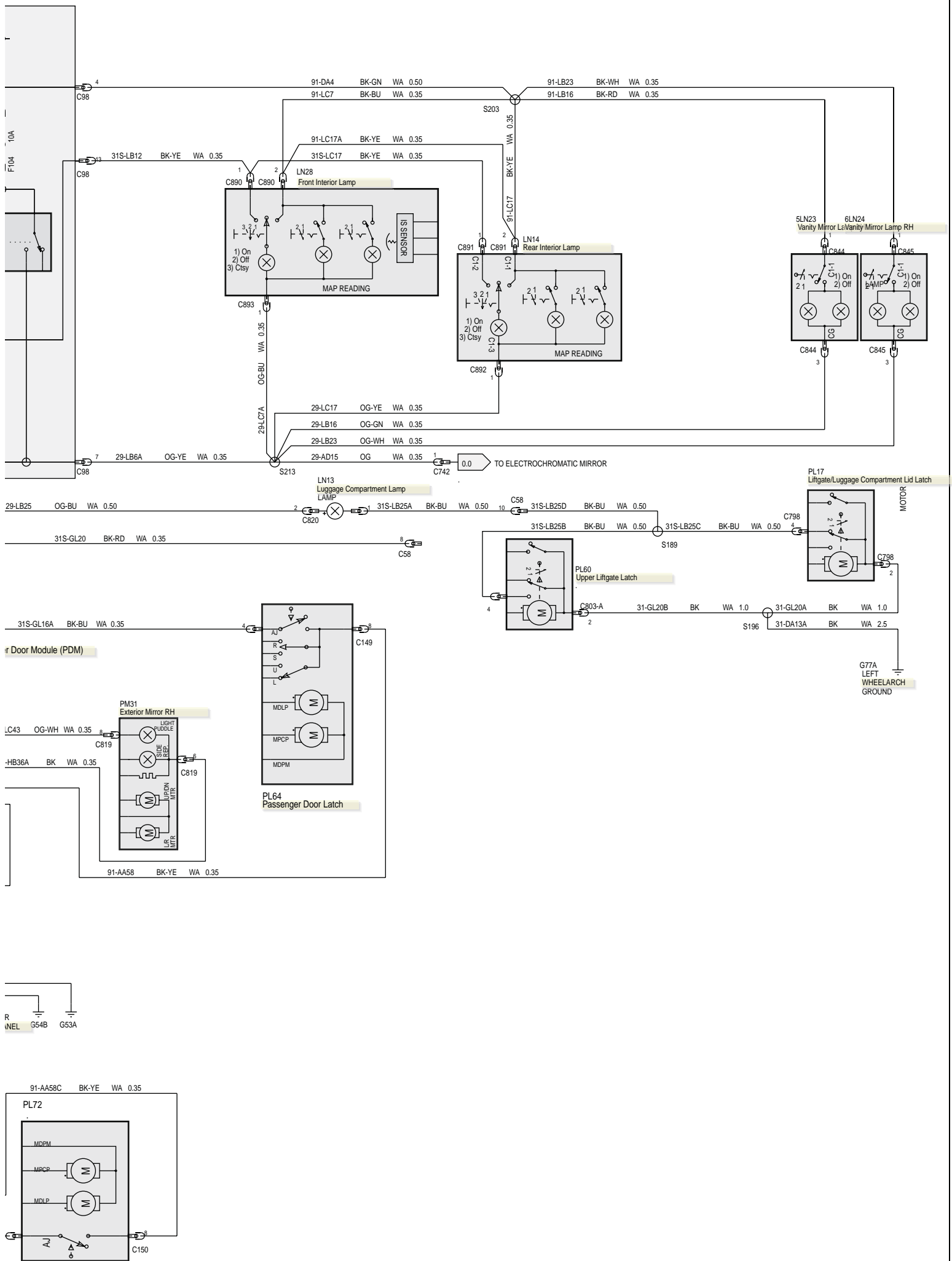
417-02-7 Courtesy and Demand Lighting—RHD 4WD/RHD FWD, Vehicles Without: Door Module



417-02-8 Courtesy and Demand Lighting—RHD 4WD/RHD FWD, Vehicles With: Door Module



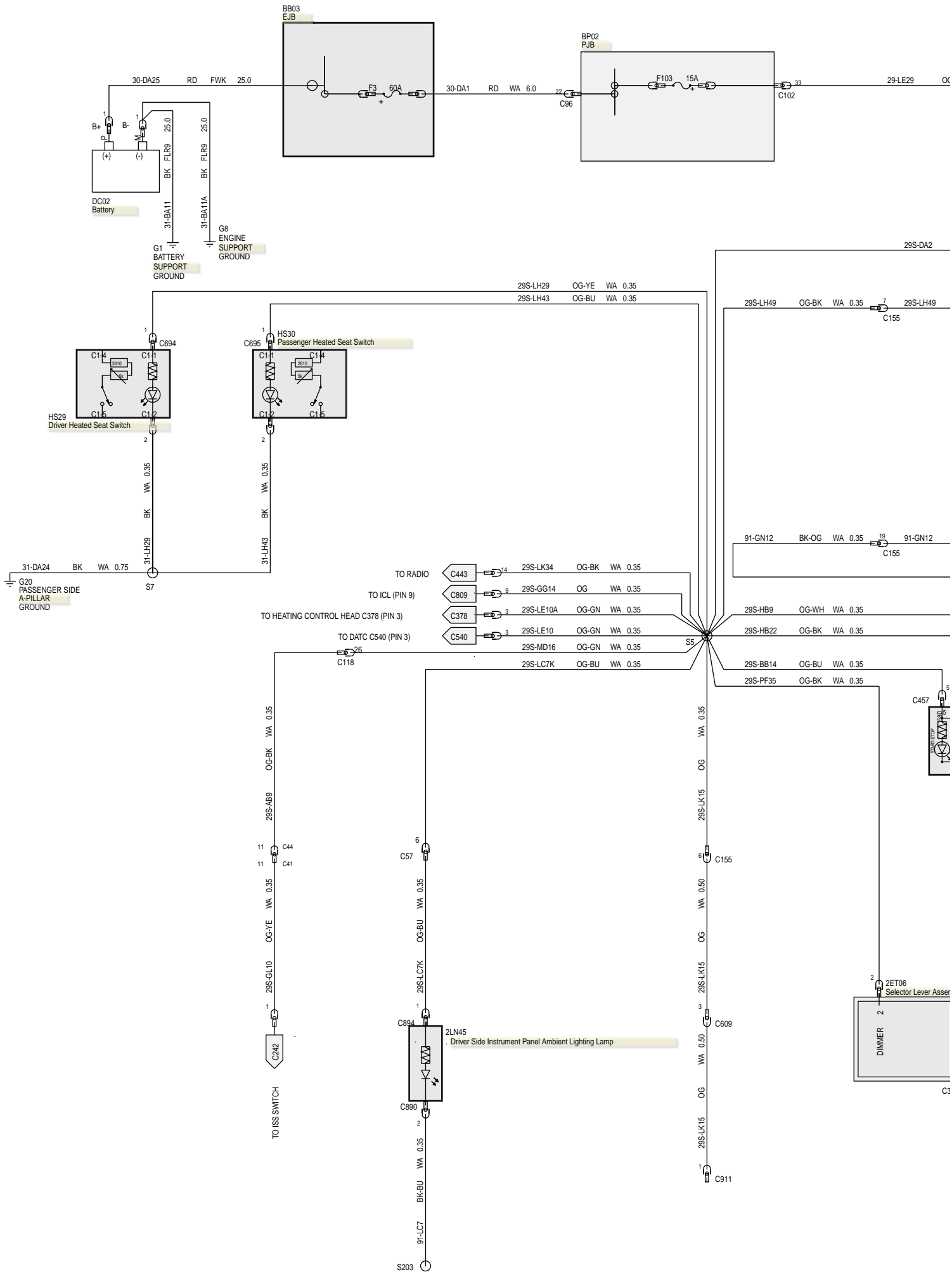
417-02-9 Courtesy and Demand Lighting—RHD 4WD/RHD FWD, Vehicles With: Door Module



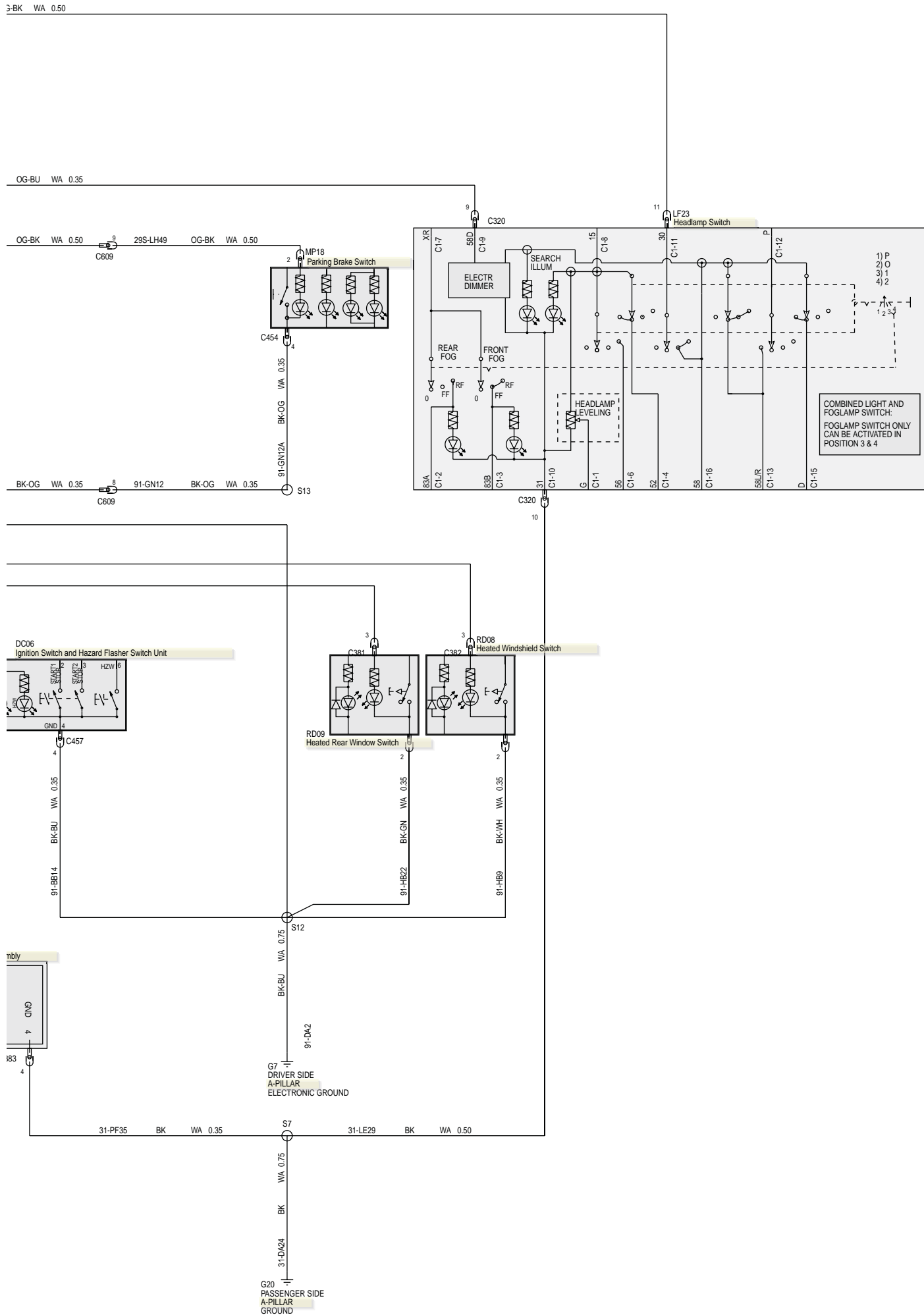
2011.0 Kuga (G1223810)

417-02-10 Instrument Cluster and Panel Illumination—Vehicles With: 5-Speed Automatic Transaxle - AW55 AWD/6-Speed Automatic Transaxle -

6DCT450 AWD

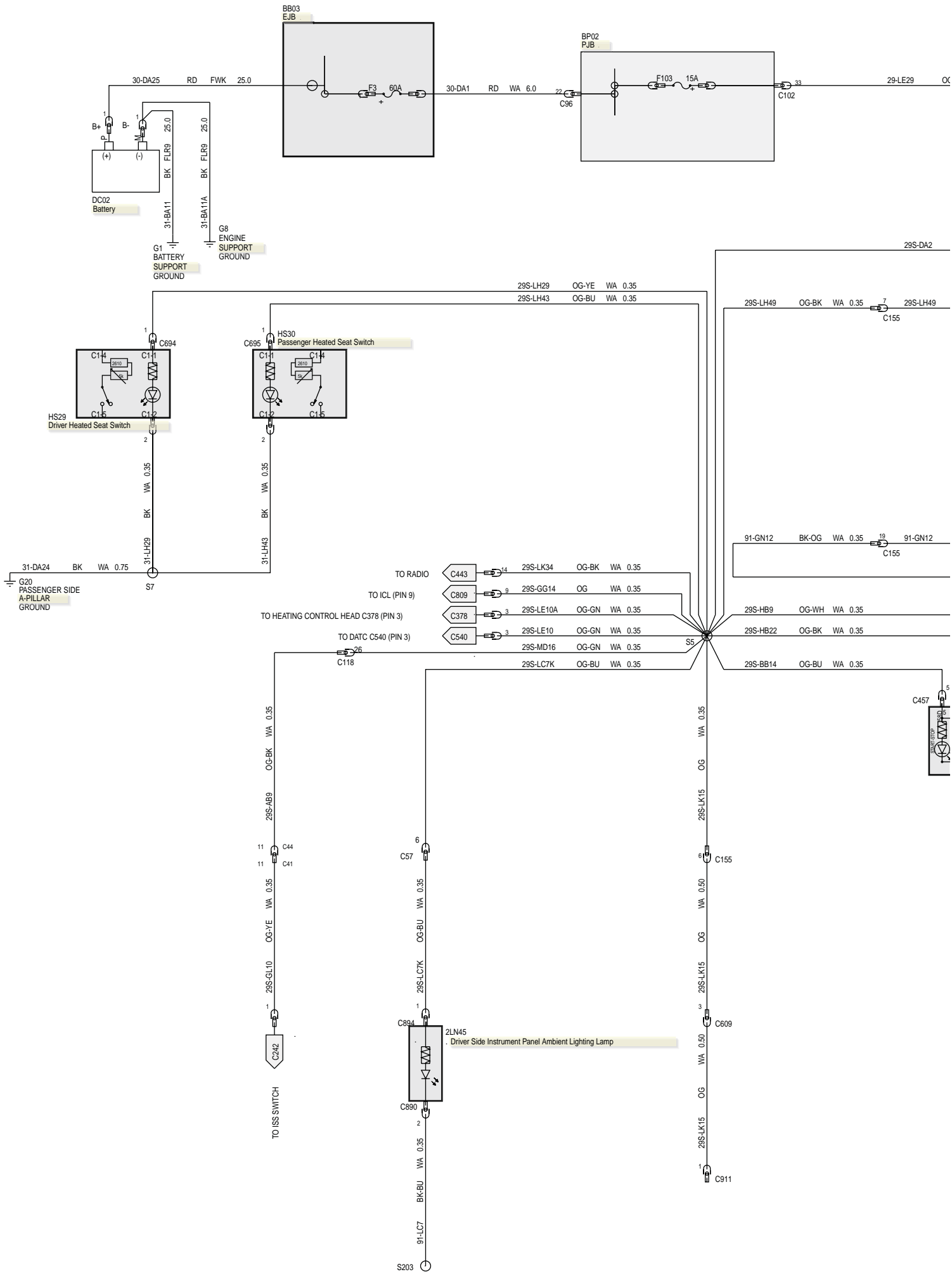


417-02-11 Instrument Cluster and Panel Illumination—Vehicles With: 5-Speed Automatic Transaxle - AW55 AWD/6-Speed Automatic Transaxle - 6DCT450 AWD



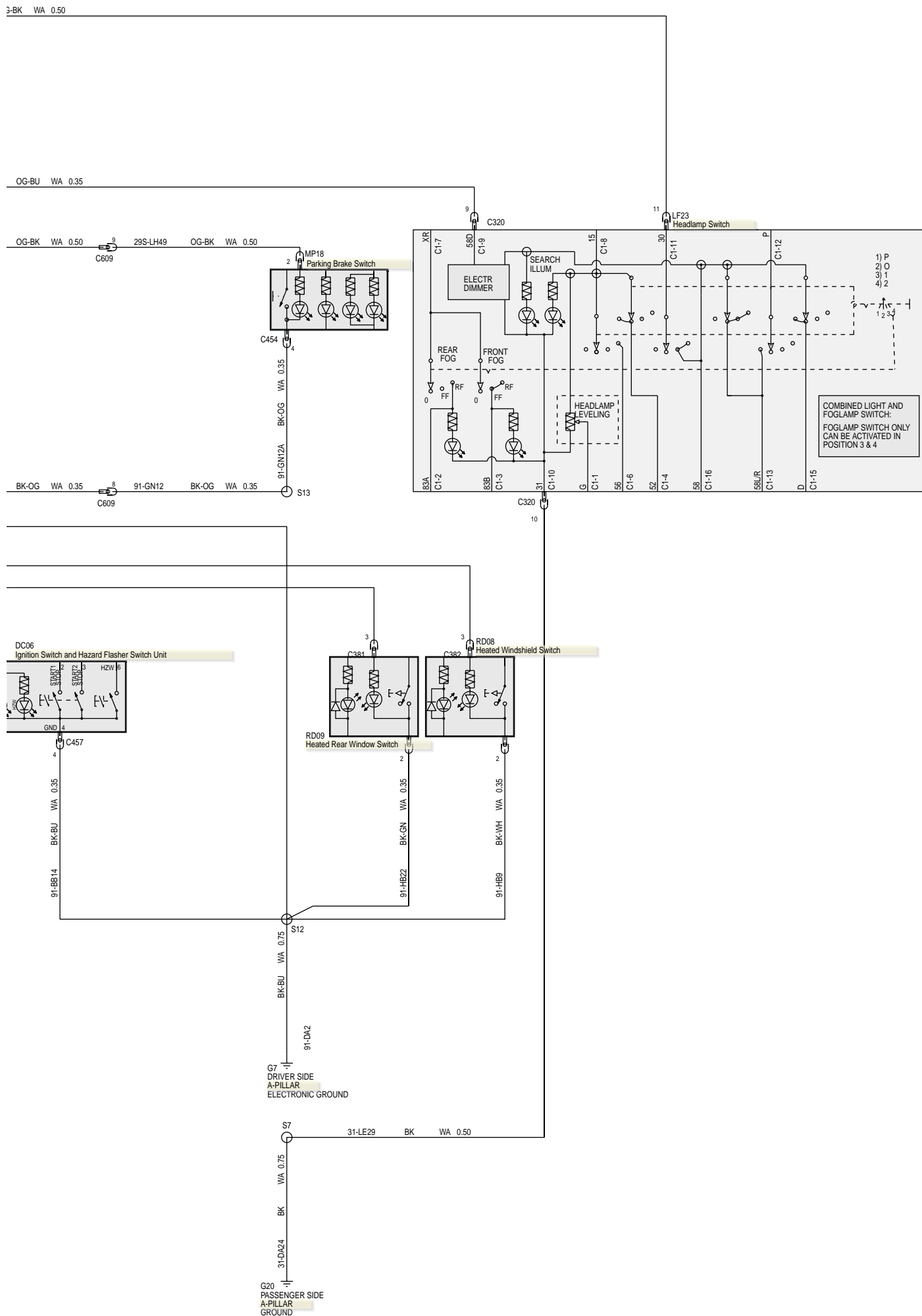
417-02-12 Instrument Cluster and Panel Illumination—Vehicles With: 6-Speed Manual Transaxle - M66 AWD/6-Speed Manual Transaxle - MMT6

AWD/FWD



417-02-13 Instrument Cluster and Panel Illumination—Vehicles With: 6-Speed Manual Transaxle - M66 AWD/6-Speed Manual Transaxle - MMT6

AWD/FWD







Driver Side Instrument Panel Ambient Lighting Lamp (G1234658)

 1 29S-LC7K OG-BU WA 0.35
 6M5T-14489-GAA
 C894
 TO AMBIENT LIGHT
 HARNESS 14335


Footwell Lamp LH (G1234659)

 1 29-LC11 OG-WH WA 0.50
 2 31S-LC11 BK-WH WA 0.50
 91AG-13K370-AB
 C841
 TO LEFT FRONT FOOTWELL LAMP
 HARNESS 14401


Footwell Lamp RH (G1234660)

 1 29-LC23 OG-WH WA 0.50
 2 31S-LC23 BK-WH WA 0.50
 91AG-13K370-AB
 C849
 TO RIGHT FRONT FOOTWELL LAMP
 HARNESS 14401


Front Interior Lamp (G1239884)

 4 8-GL10A WH WA 0.35 G
 3
 2 31-DA15 BK WA 0.35 G
 1 7-GL1 YE WA 0.35 G
 2S7T-14489-DA
 C452
 TO DOME LAMP IS SENSOR
 HARNESS 14335

Front Interior Lamp (G1234661)

PIN 2 => 91-LC7A BK-BU 0.35 WA
 1 31S-LB12 BK-YE WA 0.35 + 31S-LC17 BK-YE WA 0.35
 2 91-LC7 BK-BU WA 0.35 + 91-LC17A BK-YE WA 0.35
 81AG-14488-GA
 C890
 TO FRONT DOME LAMP
 HARNESS 14335

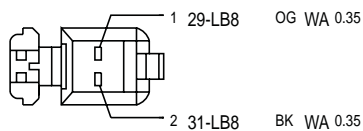
Front Interior Lamp (G1234662)

PIN 1 => 29-LC7A OG-BU 0.35 WA + 29-LC17A OG-YE 0.35 WA
 1 29-LC7B OG-BU WA 0.35
 78GG-14488-SA
 C893
 TO FRONT DOME LAMP
 HARNESS 14335



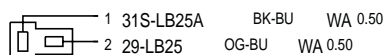


Glove Compartment Lamp (G1239885)



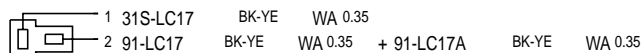
4M5T-14489-MBA
C846
TO GLOVE BOX LAMP
HARNESS 14401

Luggage Compartment Lamp (G1239883)



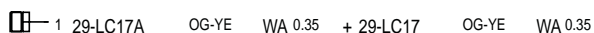
81AG-14488-GA
C820
TO LUGGAGE COMPARTMENT LAMP
HARNESS 14014

Rear Interior Lamp (G1234663)



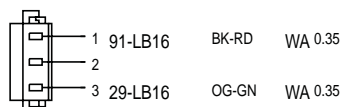
81AG-14488-GA
C891
TO REAR DOME LAMP
HARNESS 14335

Rear Interior Lamp (G1234664)



78GG-14488-SA
C892
TO REAR DOME LAMP
HARNESS 14335

Vanity Mirror Lamp LH (G1234665)



94BG-14489-LCB
C844
TO LEFT VANITY MIRROR ILLUMINATION LAMP
HARNESS 14335

Vanity Mirror Lamp RH (G1234666)



94BG-14489-LCB
C845
TO RIGHT VANITY MIRROR ILLUMINATION LAMP
HARNESS 14335





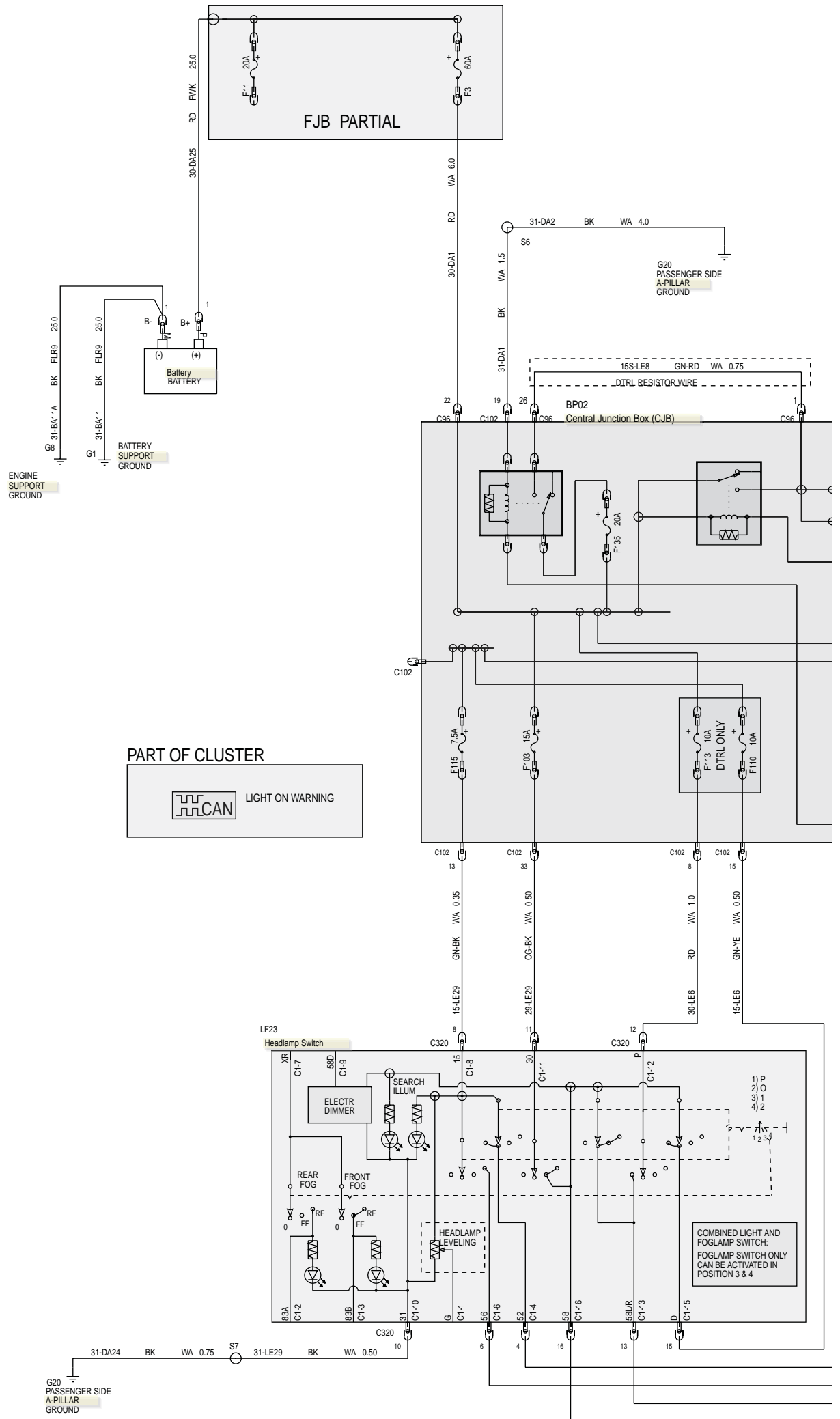
SECTION 417-04 Daytime Running Lamps (DRL)

VEHICLE APPLICATION: 2011.0 Kuga

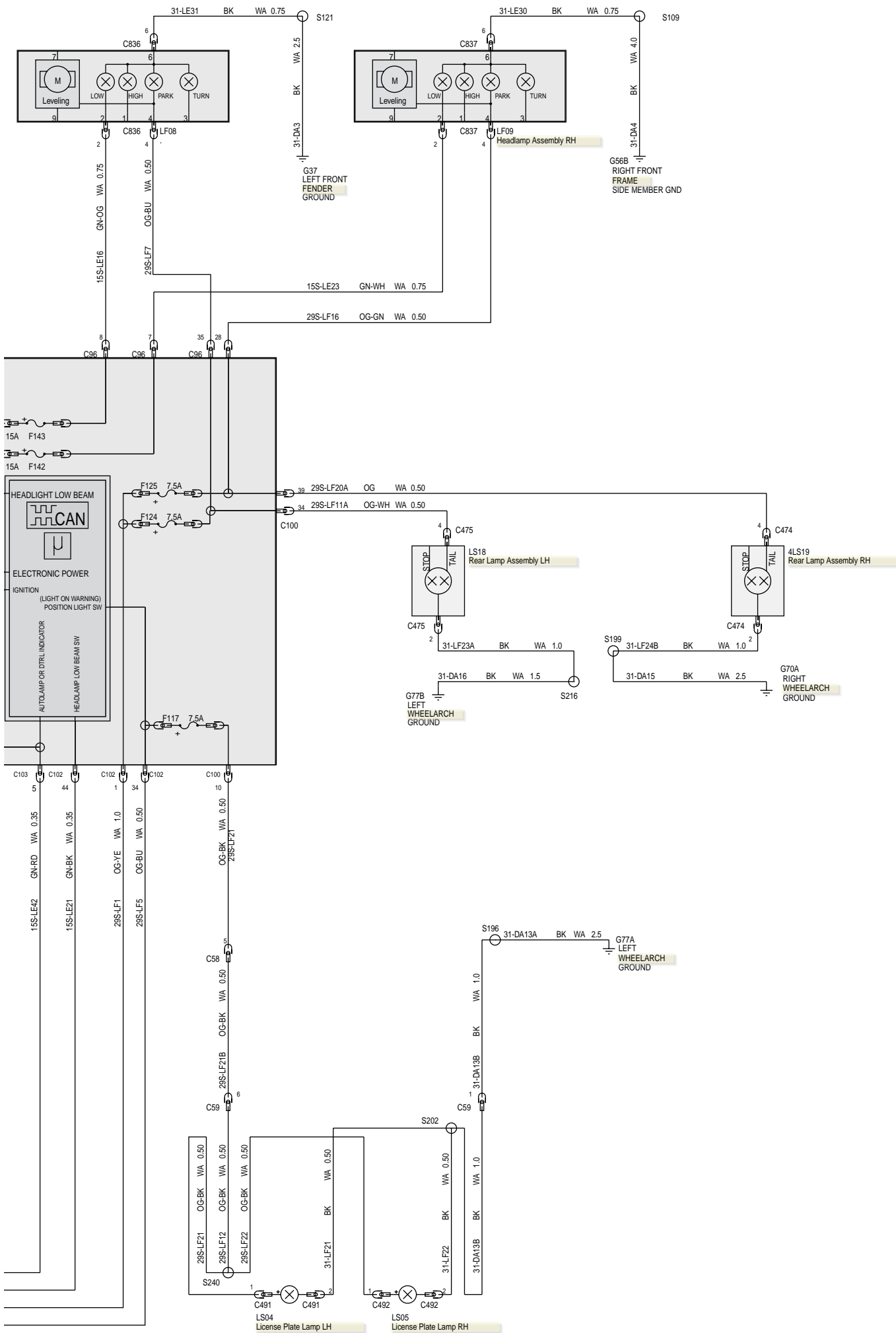
CONTENTS	PAGE
ELECTRICAL SCHEMATICS	
Daytime Running Lamps (DRL).....	417-04-2
ELECTRICAL CONNECTORS	
Daytime Running Lamps (DRL) Relay.....	417-04-4



417-04-2 Daytime Running Lamps (DRL)




417-04-3 Daytime Running Lamps (DRL)





Daytime Running Lamps (DRL) Relay (G1313058)

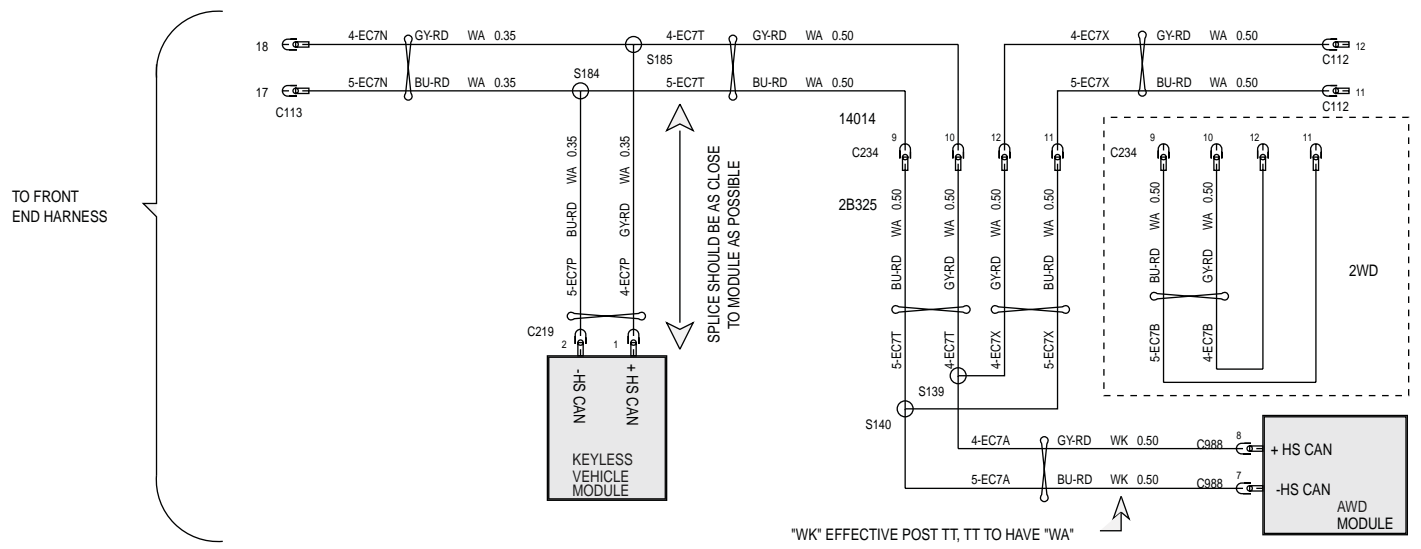


SECTION 418-00 Module Communications Network

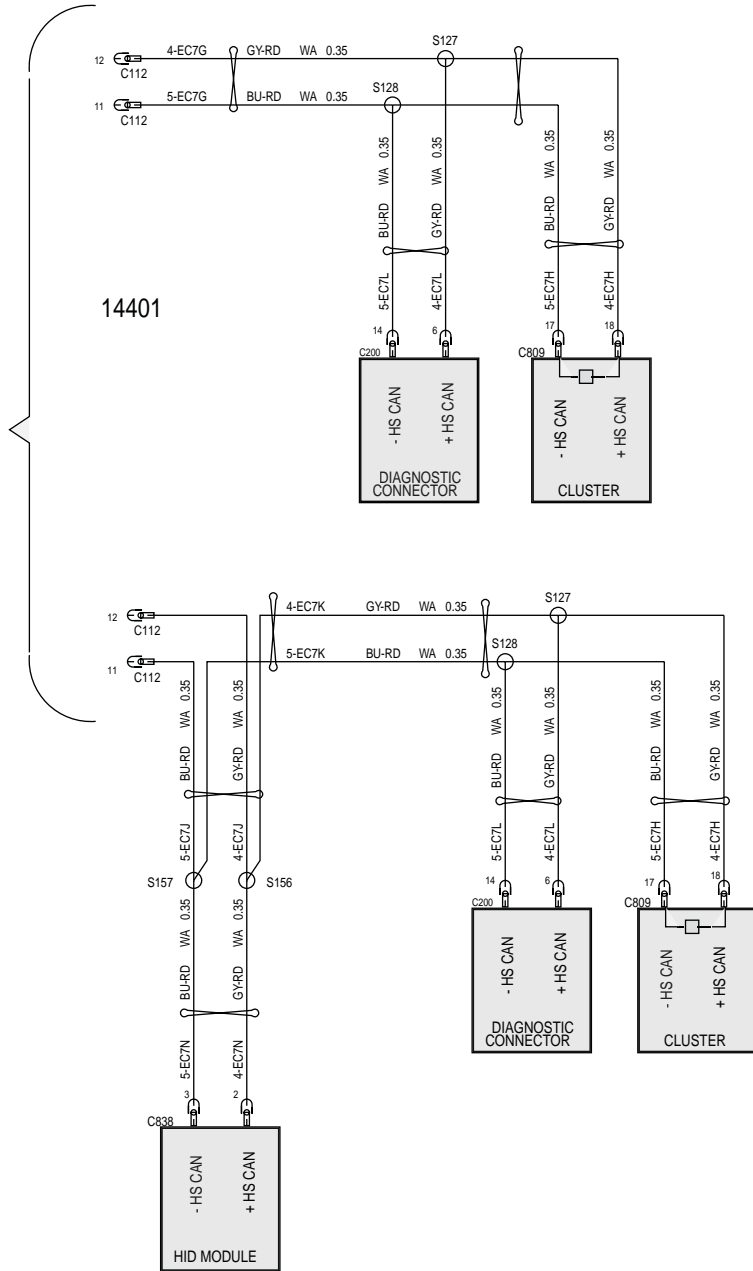
VEHICLE APPLICATION: 2011.0 Kuga

CONTENTS	PAGE
ELECTRICAL SCHEMATICS	
Communications Network - High-Speed (HS) Controller Area Network (CAN) Bus — 2.5L Duratec (147kW/200PS) - VI5.....	418-00-2
Communications Network - High-Speed (HS) Controller Area Network (CAN) Bus — 2.5L Duratec (147kW/200PS) - VI5, Vehicles With: 6-Speed Manual Transaxle - M66 AWD...	418-00-6
Communications Network - High-Speed (HS) Controller Area Network (CAN) Bus — 2.5L Duratec (147kW/200PS) - VI5, Vehicles With: 5-Speed Automatic Transaxle - AW55 AWD.....	418-00-10
Communications Network - High-Speed (HS) Controller Area Network (CAN) Bus — 2.0L Duratorq-TDCi (100kW/136PS) - DW.....	418-00-14
Communications Network - High-Speed (HS) Controller Area Network (CAN) Bus — 2.0L Duratorq-TDCi (100kW/136PS) - DW/2.0L Duratorq-TDCi (103kW/140PS) - DW/2.0L Duratorq-TDCi (120kW/163PS) - DW, Vehicles With: 6-Speed Manual Transaxle - MMT6, Emission Requirements: Stage V AWD/FWD.....	418-00-18
Communications Network - High-Speed (HS) Controller Area Network (CAN) Bus — 2.0L Duratorq-TDCi (100kW/136PS) - DW/2.0L Duratorq-TDCi (103kW/140PS) - DW/2.0L Duratorq-TDCi (120kW/163PS) - DW, Vehicles With: 6-Speed Automatic Transaxle - 6DCT450, LHD 4WD/RHD 4WD, Emission Requirements: Stage V.....	418-00-22
Communications Network - Local Interconnect Network (LIN) Bus — LHD 4WD/LHD FWD.....	418-00-26
Communications Network - Local Interconnect Network (LIN) Bus — RHD 4WD/RHD FWD.....	418-00-28
Communications Network - Mid-Speed (MS) Controller Area Network (CAN) Bus — LHD 4WD/LHD FWD.....	418-00-30
Communications Network - Mid-Speed (MS) Controller Area Network (CAN) Bus — RHD 4WD/RHD FWD.....	418-00-34
Diagnostics.....	418-00-38
ELECTRICAL CONNECTORS	
Central Junction Box (CJB).....	418-00-40
Central Junction Box (CJB).....	418-00-40
Central Junction Box (CJB).....	418-00-40
Central Junction Box (CJB).....	418-00-41
Data Link Connector (DLC).....	418-00-41

418-00-2 Communications Network - High-Speed (HS) Controller Area Network (CAN) Bus—2.5L Duratec (147kW/200PS) - V15



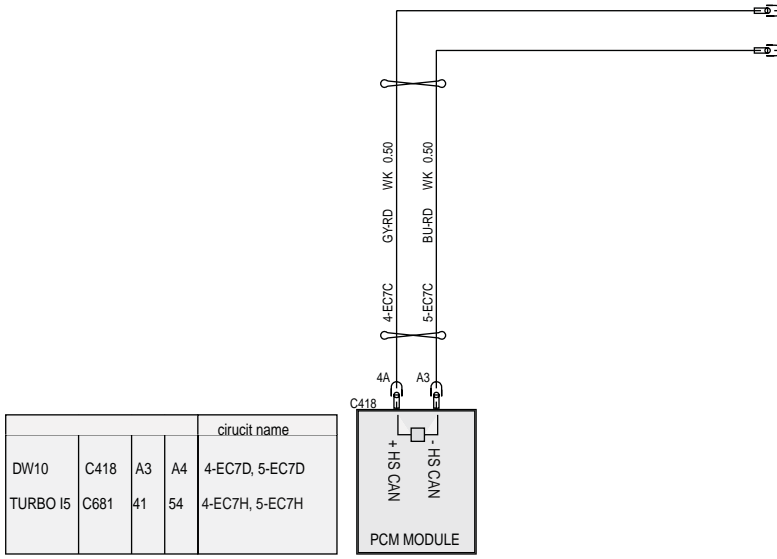
418-00-3 Communications Network - High-Speed (HS) Controller Area Network (CAN) Bus—2.5L Duratec (147kW/200PS) - V15



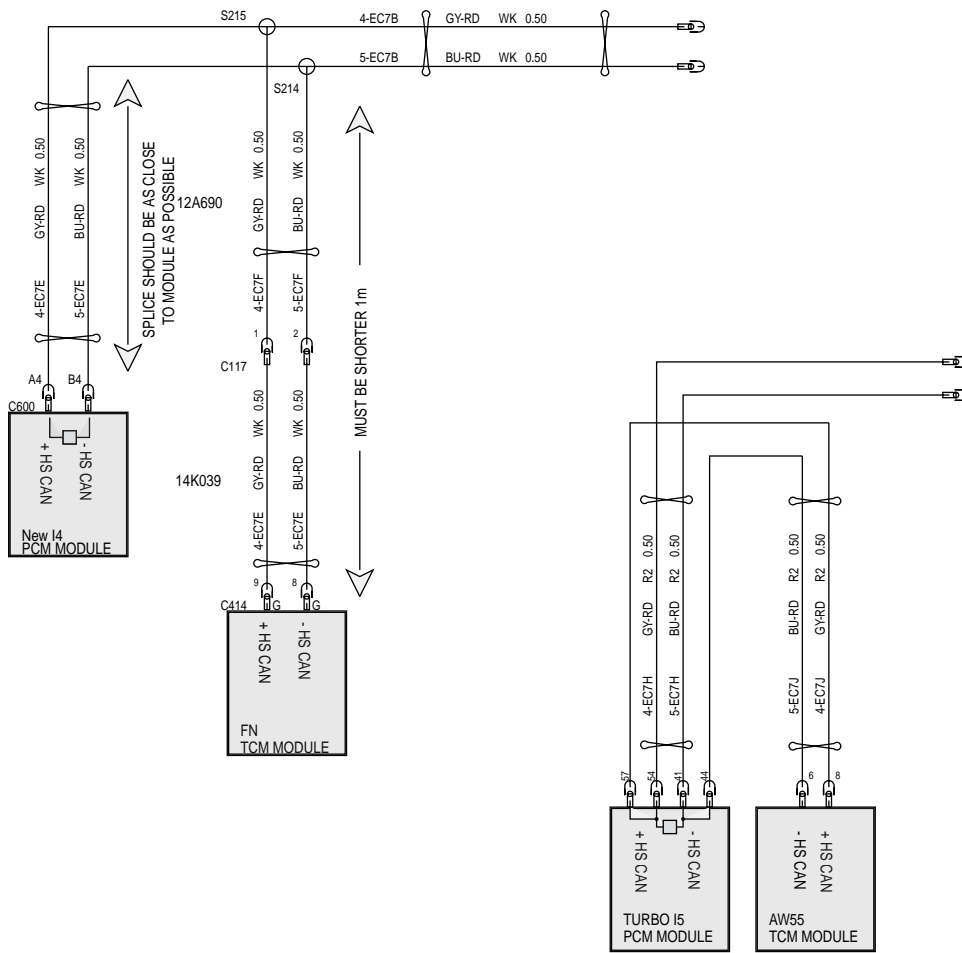
418-00-4 Communications Network - High-Speed (HS) Controller Area Network (CAN) Bus—2.5L Duratec (147kW/200PS) - V15

ENGINE HARNESS
12A690

MANUAL

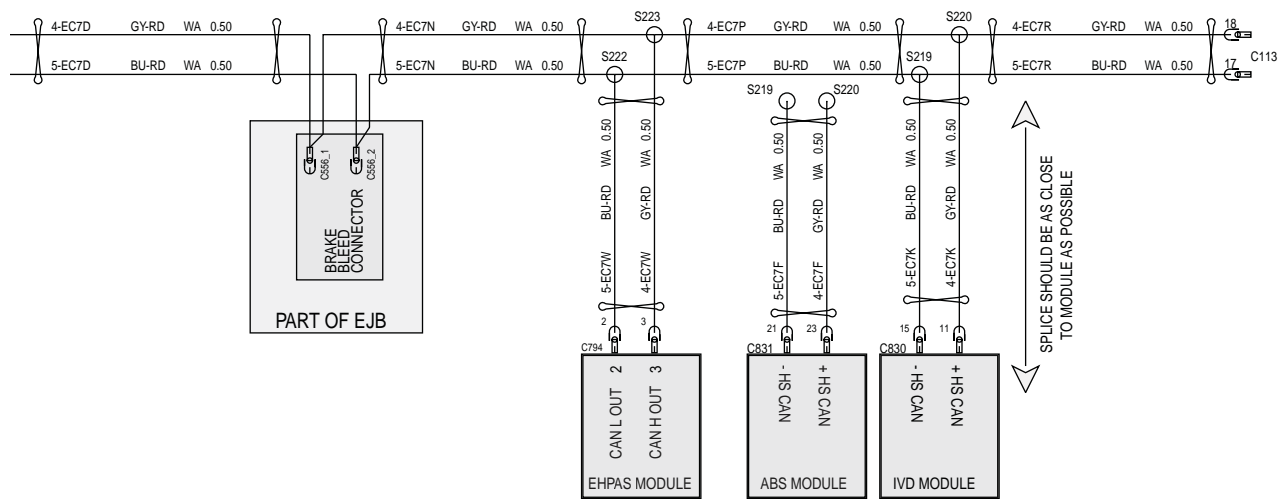


AUTOMATIC

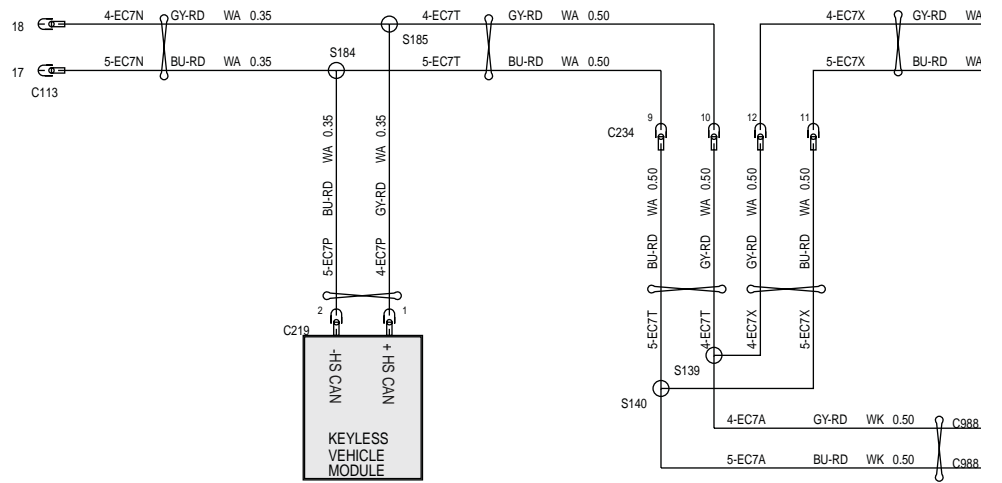


C90_15
C90_1

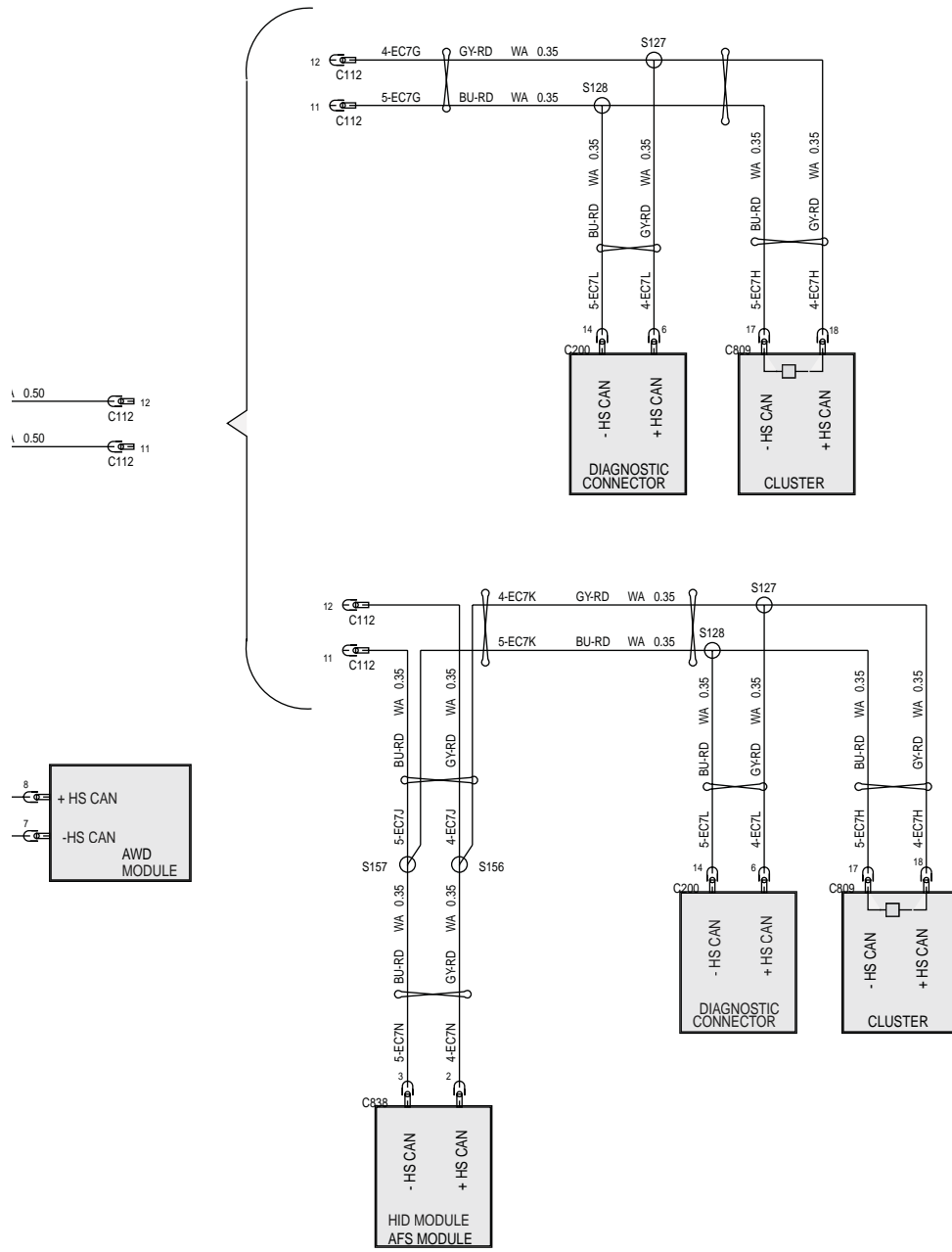
418-00-5 Communications Network - High-Speed (HS) Controller Area Network (CAN) Bus—2.5L Duratec (147kW/200PS) - V15



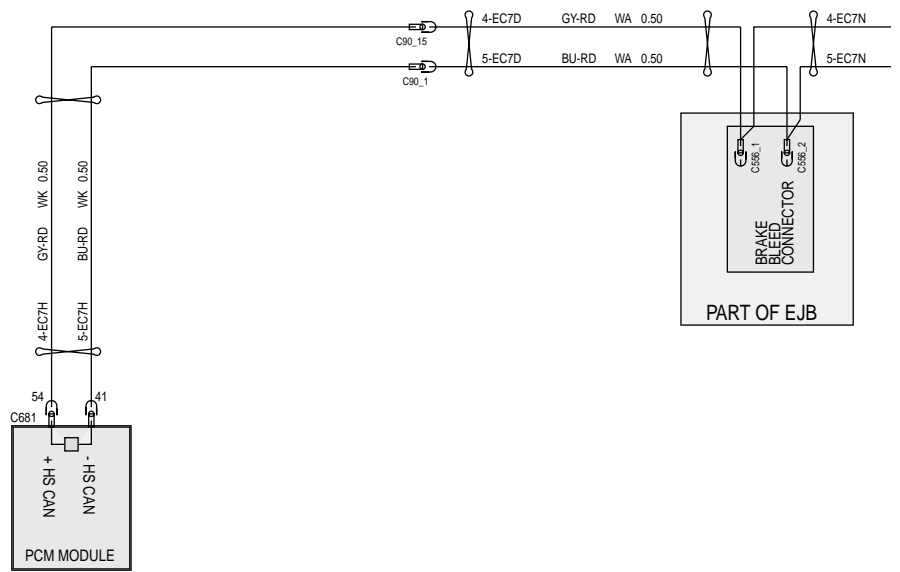
418-00-6 Communications Network - High-Speed (HS) Controller Area Network (CAN) Bus—2.5L Duratec (147kW/200PS) - V15, Vehicles With:
6-Speed Manual Transaxle - M66 AWD



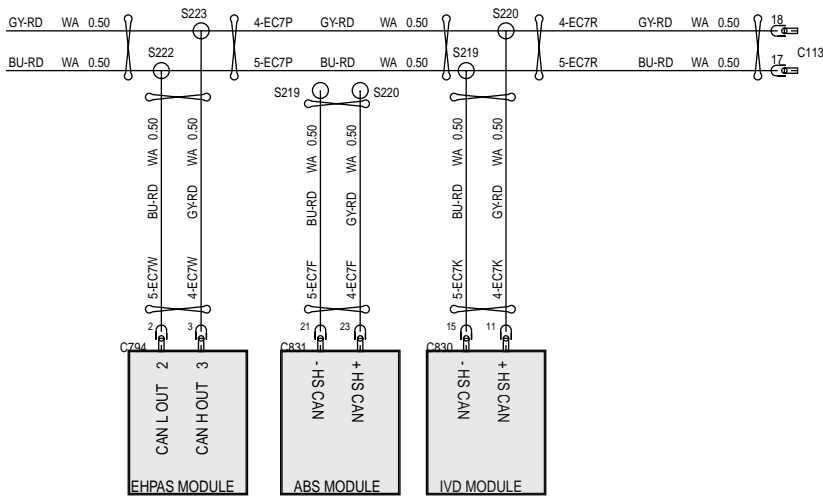
418-00-7 Communications Network - High-Speed (HS) Controller Area Network (CAN) Bus—2.5L Duratec (147kW/200PS) - V15, Vehicles With:
6-Speed Manual Transaxle - M66 AWD



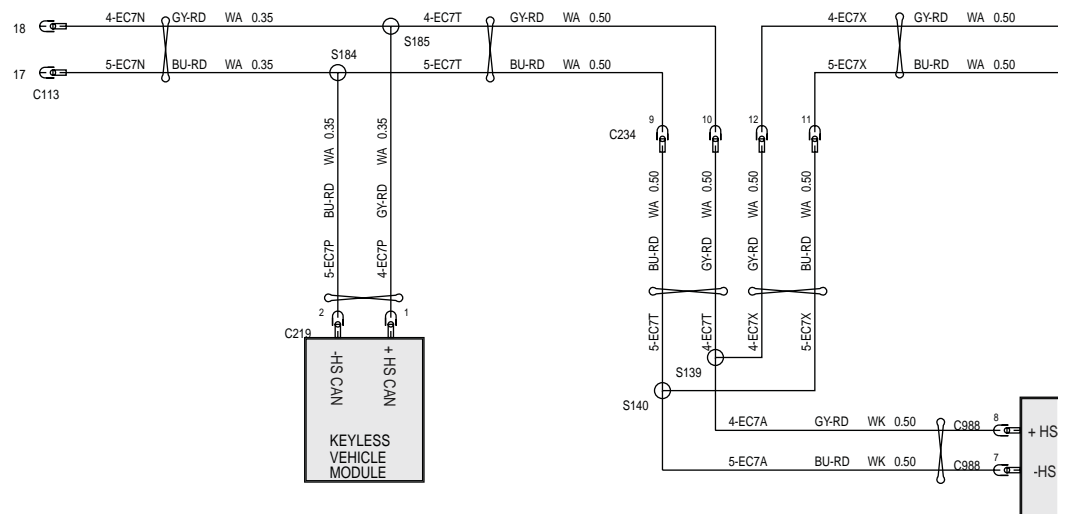
418-00-8 Communications Network - High-Speed (HS) Controller Area Network (CAN) Bus—2.5L Duratec (147kW/200PS) - VI5, Vehicles With:
6-Speed Manual Transaxle - M66 AWD



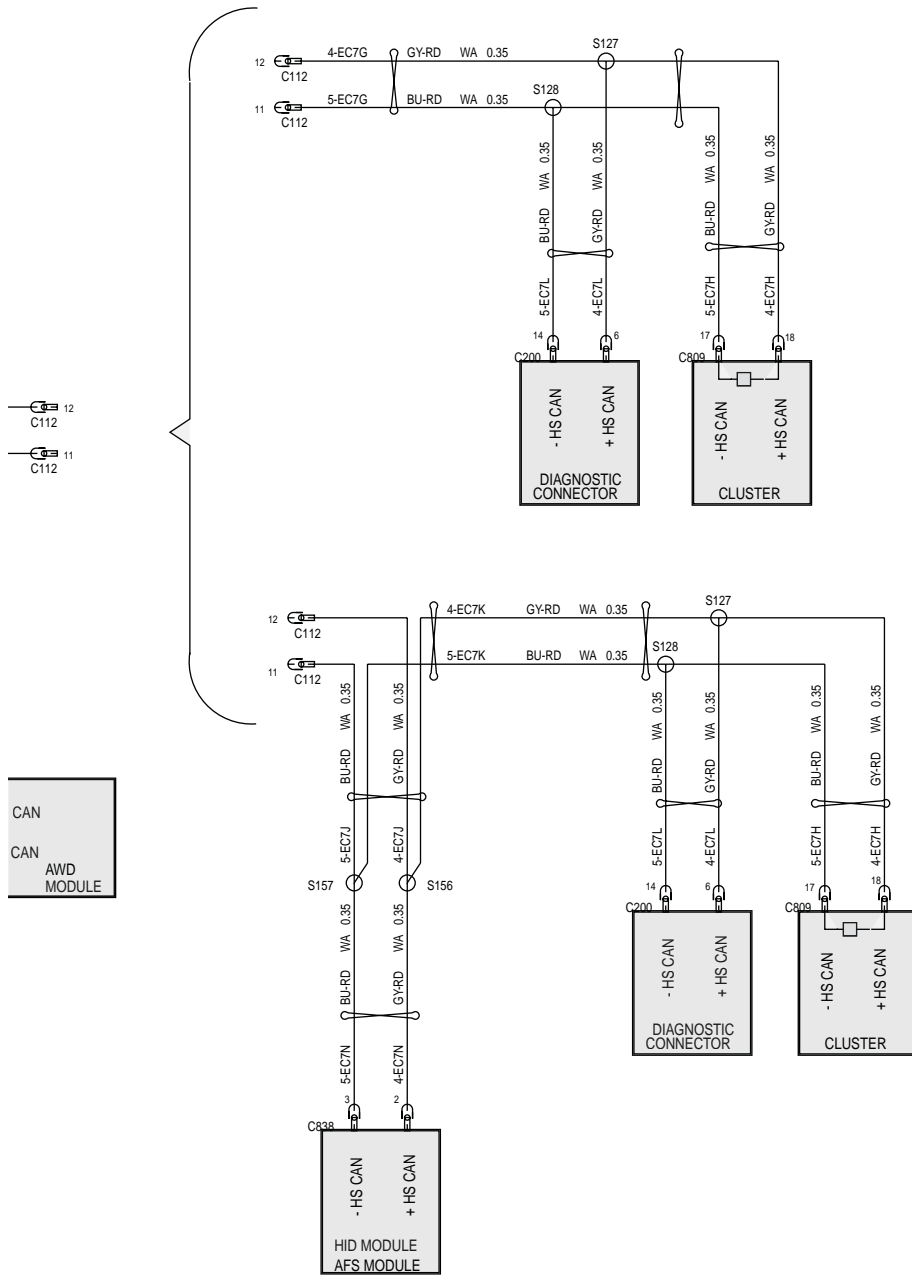
418-00-9 Communications Network - High-Speed (HS) Controller Area Network (CAN) Bus—2.5L Duratec (147kW/200PS) - VI5, Vehicles With:
6-Speed Manual Transaxle - M66 AWD



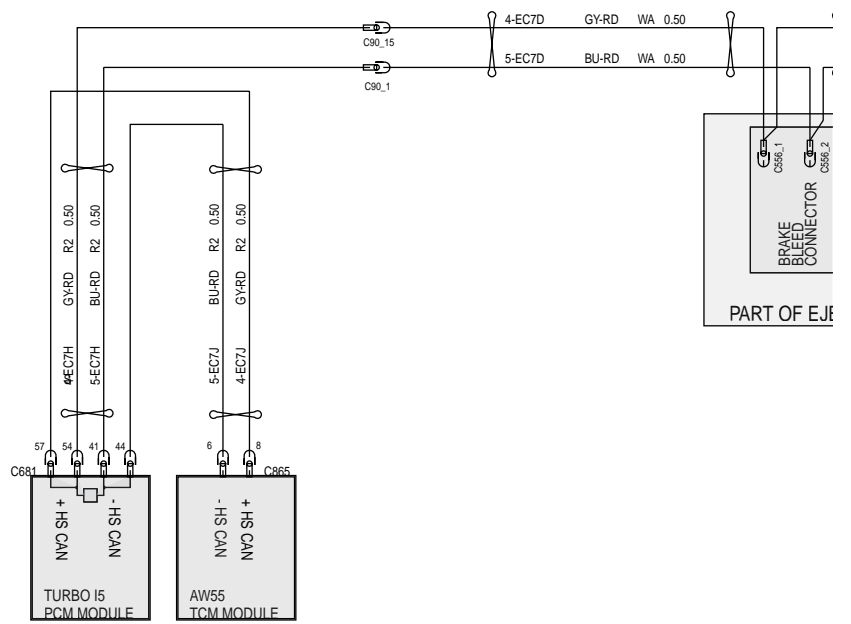
418-00-10 Communications Network - High-Speed (HS) Controller Area Network (CAN) Bus—2.5L Duratec (147kW/200PS) - VI5, Vehicles With:
5-Speed Automatic Transaxle - AW55 AWD



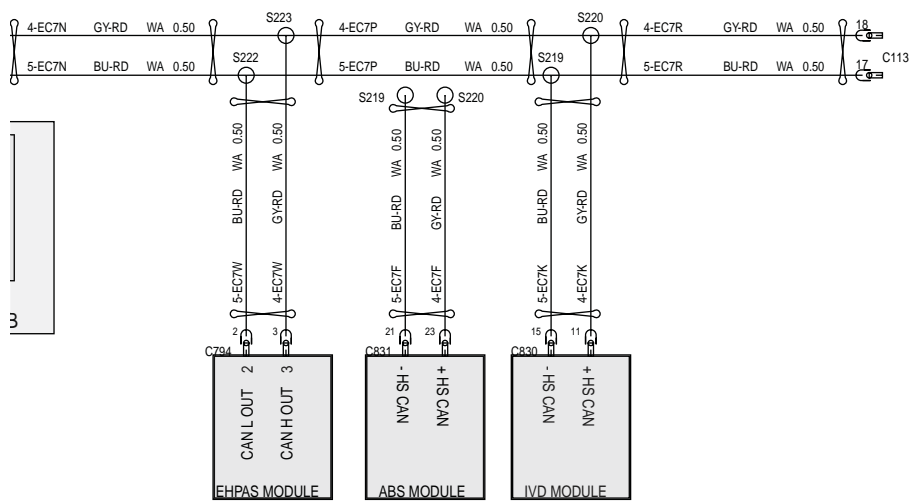
418-00-11 Communications Network - High-Speed (HS) Controller Area Network (CAN) Bus—2.5L Duratec (147kW/200PS) - V15, Vehicles With:
5-Speed Automatic Transaxle - AW55 AWD



418-00-12 Communications Network - High-Speed (HS) Controller Area Network (CAN) Bus—2.5L Duratec (147kW/200PS) - V15, Vehicles With:
5-Speed Automatic Transaxle - AW55 AWD

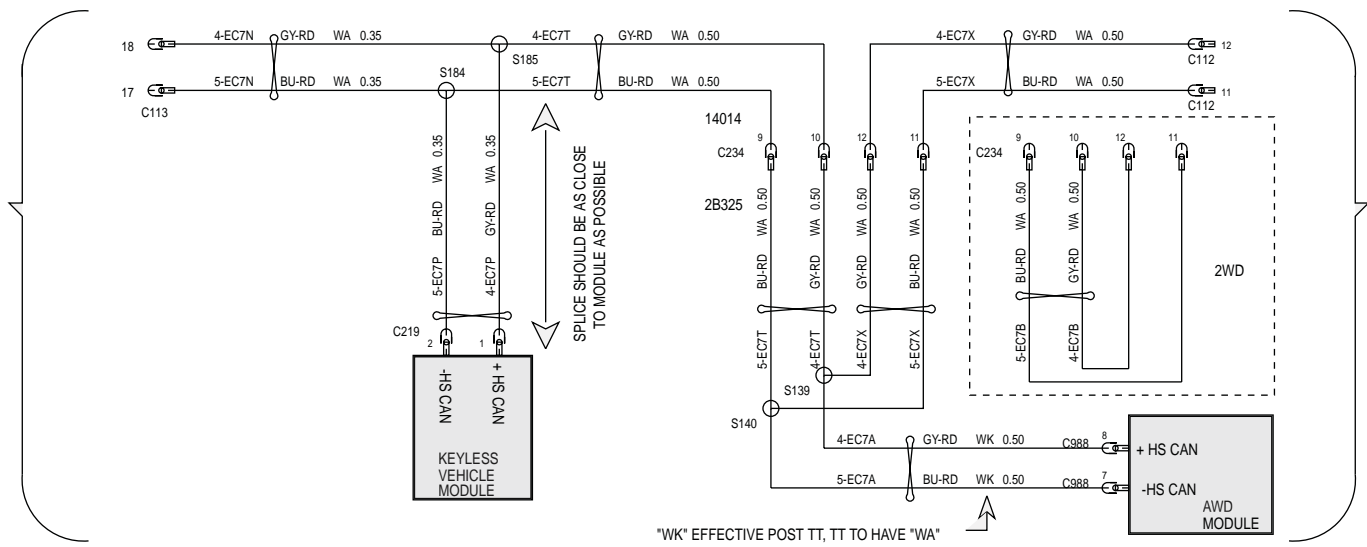


418-00-13 Communications Network - High-Speed (HS) Controller Area Network (CAN) Bus—2.5L Duratec (147kW/200PS) - V15, Vehicles With:
5-Speed Automatic Transaxle - AW55 AWD

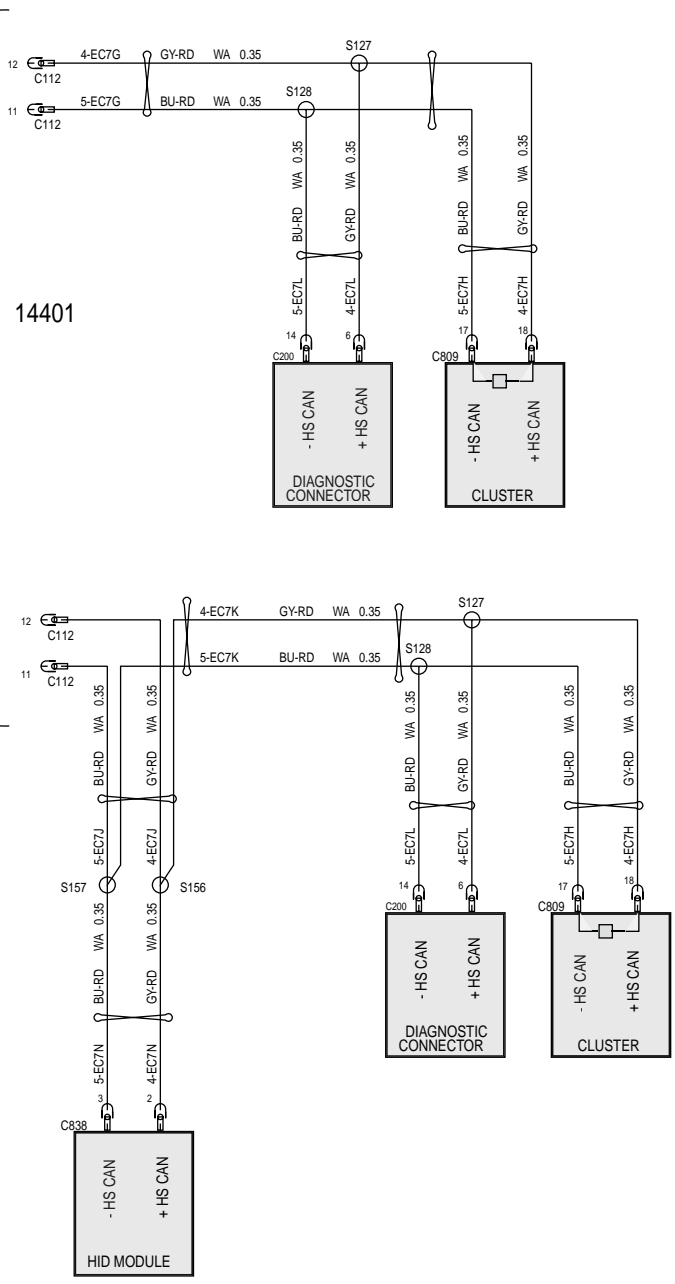


418-00-14 Communications Network - High-Speed (HS) Controller Area Network (CAN) Bus—2.0L Duratorq-TDCi (100kW/136PS) - DW

TO FRONT
END HARNESS

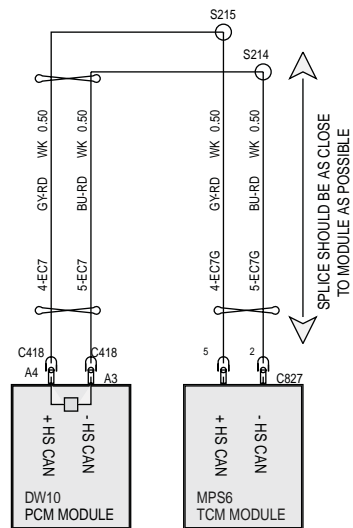

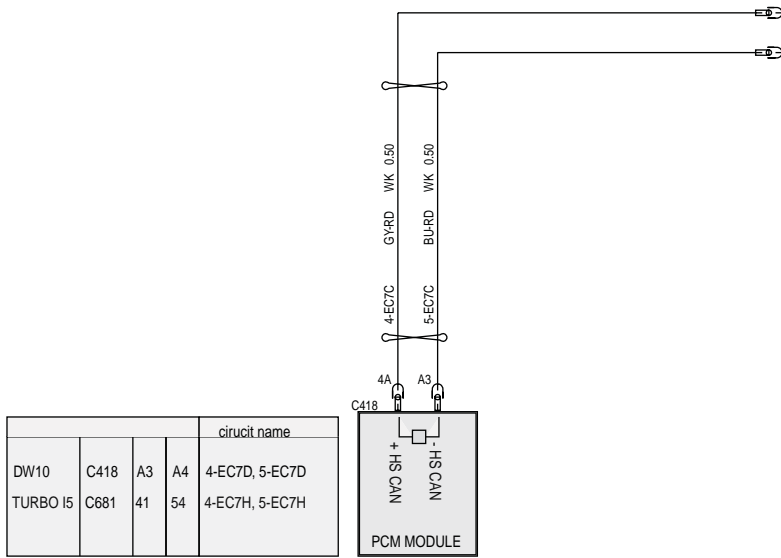


418-00-15 Communications Network - High-Speed (HS) Controller Area Network (CAN) Bus—2.0L Duratorq-TDCi (100kW/136PS) - DW

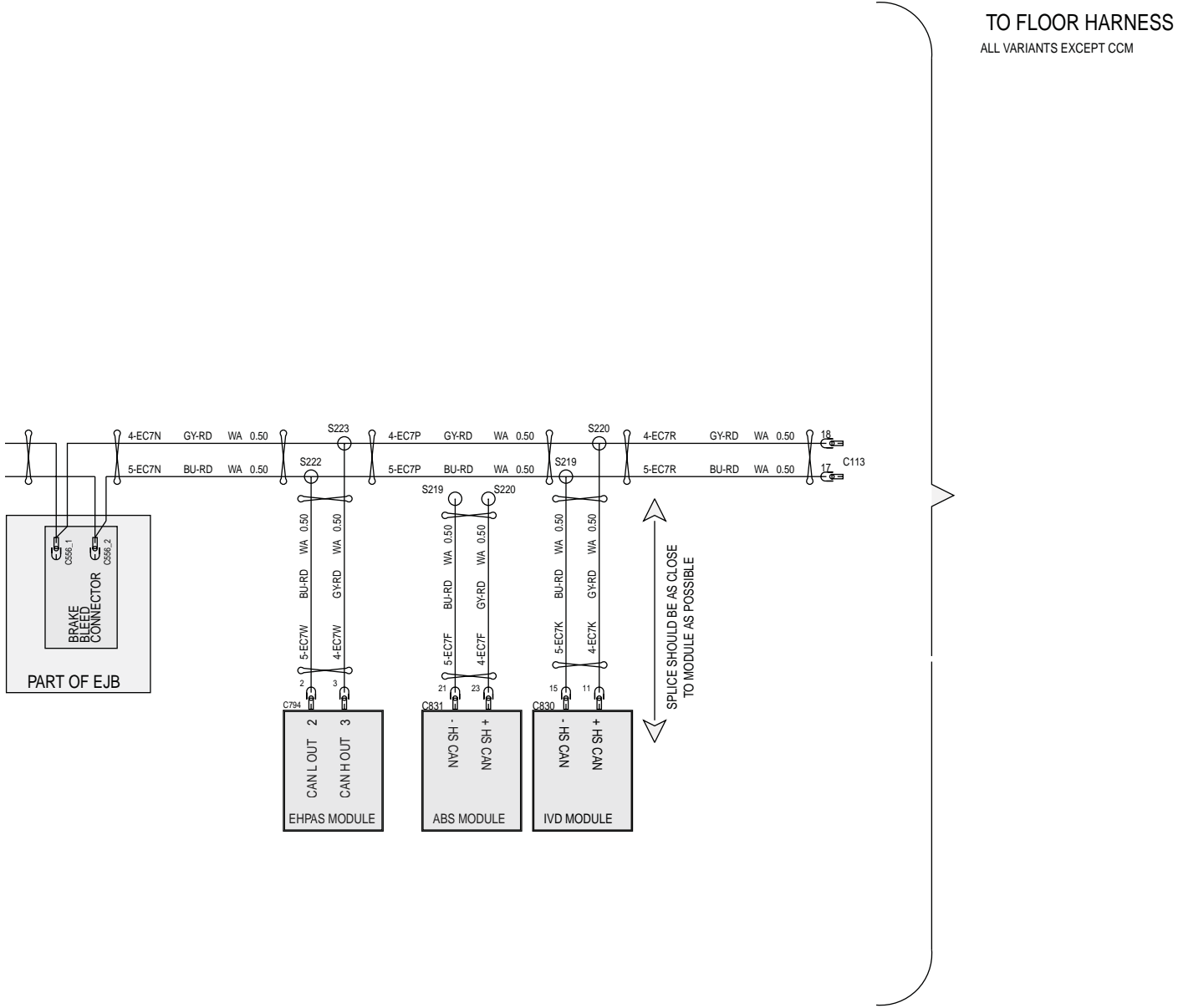


ENGINE HARNESS
12A690

MANUAL



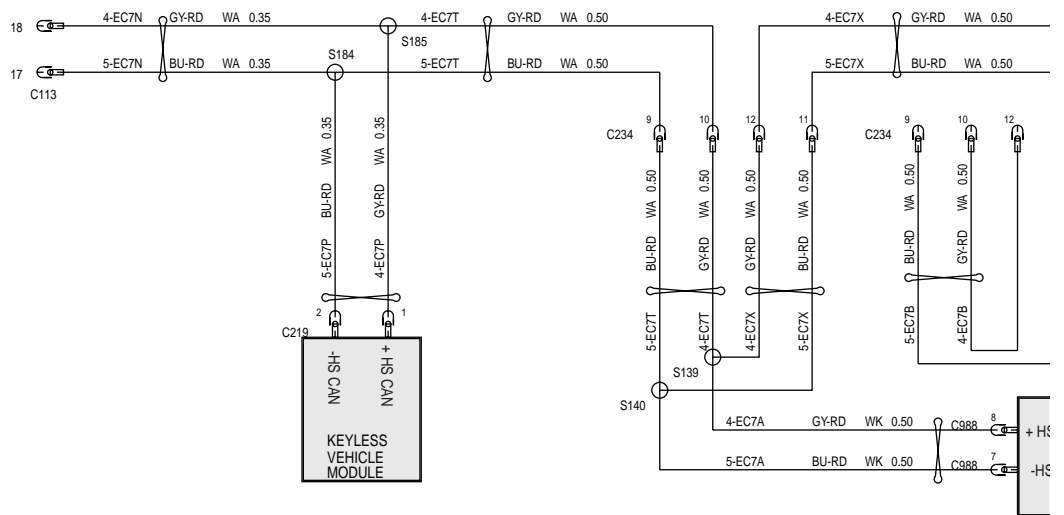
418-00-17 Communications Network - High-Speed (HS) Controller Area Network (CAN) Bus—2.0L Duratorq-TDCi (100kW/136PS) - DW



418-00-18 Communications Network - High-Speed (HS) Controller Area Network (CAN) Bus—2.0L Duratorq-TDCi (100kW/136PS) - DW/2.0L

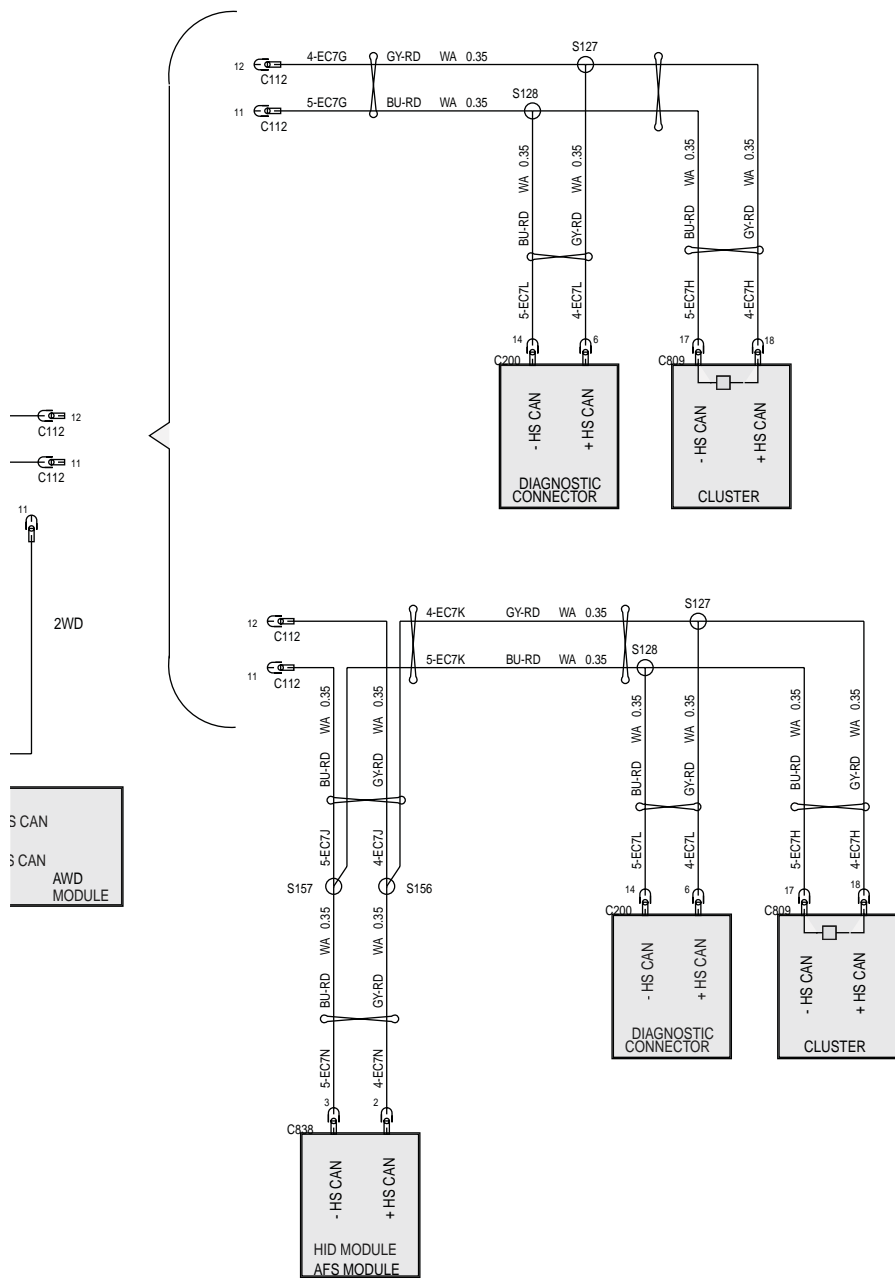
Duratorq-TDCi (103kW/140PS) - DW/2.0L Duratorq-TDCi (120kW/163PS) - DW, Vehicles With: 6-Speed Manual Transaxle - MMT6, Emission

Requirements: Stage V AWD/FWD




418-00-19 Communications Network - High-Speed (HS) Controller Area Network (CAN) Bus—2.0L Duratorq-TDCi (100kW/136PS) - DW/2.0L

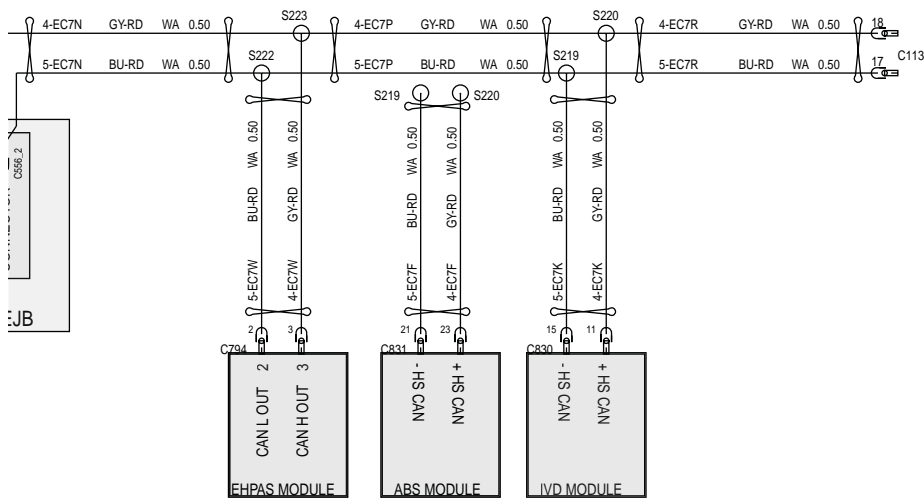
Duratorq-TDCi (103kW/140PS) - DW/2.0L Duratorq-TDCi (120kW/163PS) - DW, Vehicles With: 6-Speed Manual Transaxle - MMT6, Emission Requirements: Stage V AWD/FWD



418-00-20 Communications Network - High-Speed (HS) Controller Area Network (CAN) Bus—2.0L Duratorq-TDCi (100kW/136PS) - DW/2.0L Duratorq-TDCi (103kW/140PS) - DW/2.0L Duratorq-TDCi (120kW/163PS) - DW, Vehicles With: 6-Speed Manual Transaxle - MMT6, Emission Requirements: Stage V AWD/FWD

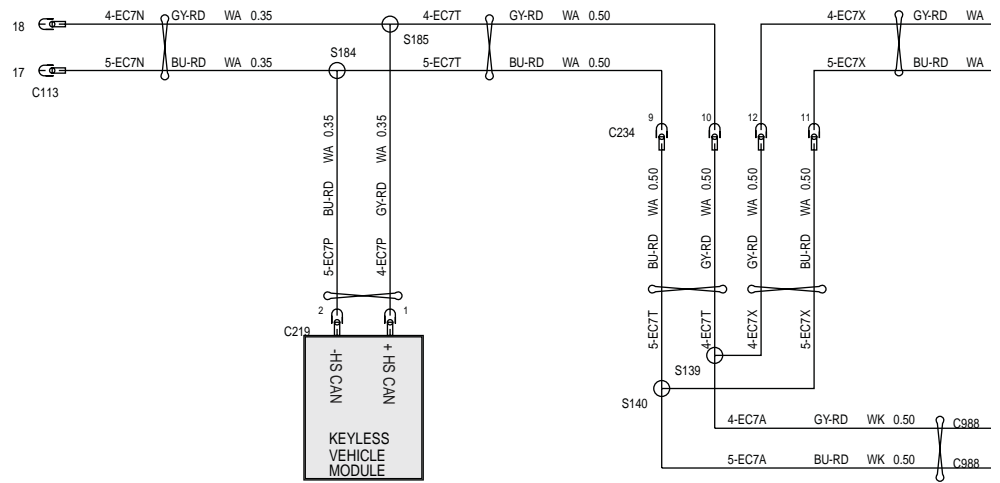


418-00-21 Communications Network - High-Speed (HS) Controller Area Network (CAN) Bus—2.0L Duratorq-TDCi (100kW/136PS) - DW/2.0L Duratorq-TDCi (103kW/140PS) - DW/2.0L Duratorq-TDCi (120kW/163PS) - DW, Vehicles With: 6-Speed Manual Transaxle - MMT6, Emission Requirements: Stage V AWD/FWD



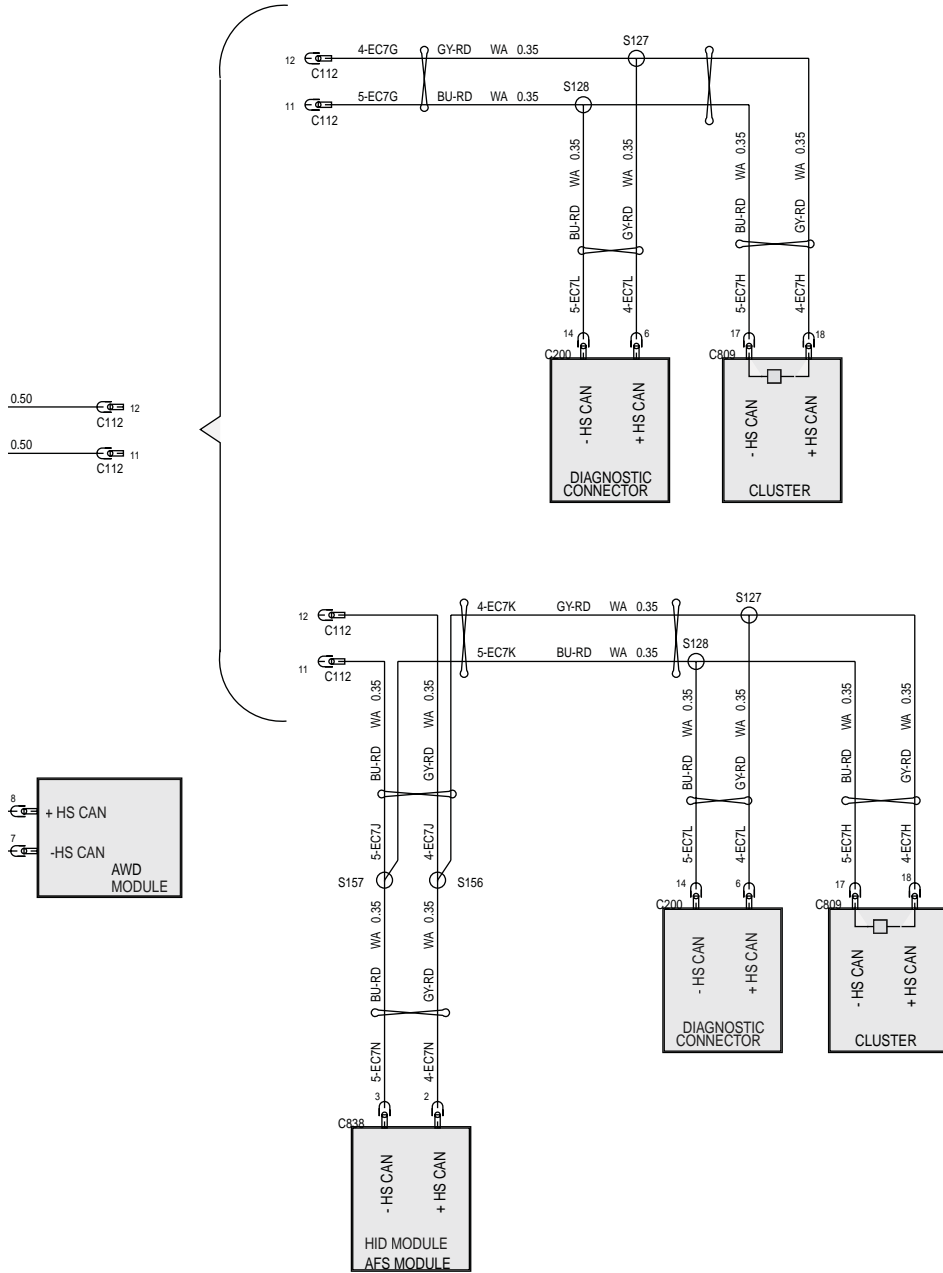
418-00-22 Communications Network - High-Speed (HS) Controller Area Network (CAN) Bus—2.0L Duratorq-TDCi (100kW/136PS) - DW/2.0L

Duratorq-TDCi (103kW/140PS) - DW/2.0L Duratorq-TDCi (120kW/163PS) - DW, Vehicles With: 6-Speed Automatic Transaxle - 6DCT450, LHD
4WD/RHD 4WD, Emission Requirements: Stage V



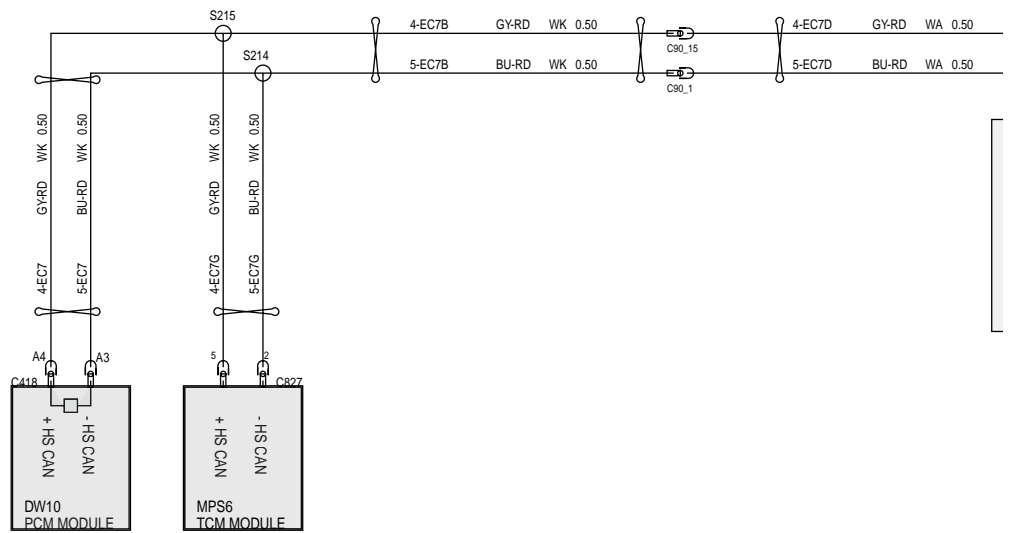
418-00-23 Communications Network - High-Speed (HS) Controller Area Network (CAN) Bus—2.0L Duratorq-TDCi (100kW/136PS) - DW/2.0L

Duratorq-TDCi (103kW/140PS) - DW/2.0L Duratorq-TDCi (120kW/163PS) - DW, Vehicles With: 6-Speed Automatic Transaxle - 6DCT450, LHD
4WD/RHD 4WD, Emission Requirements: Stage V

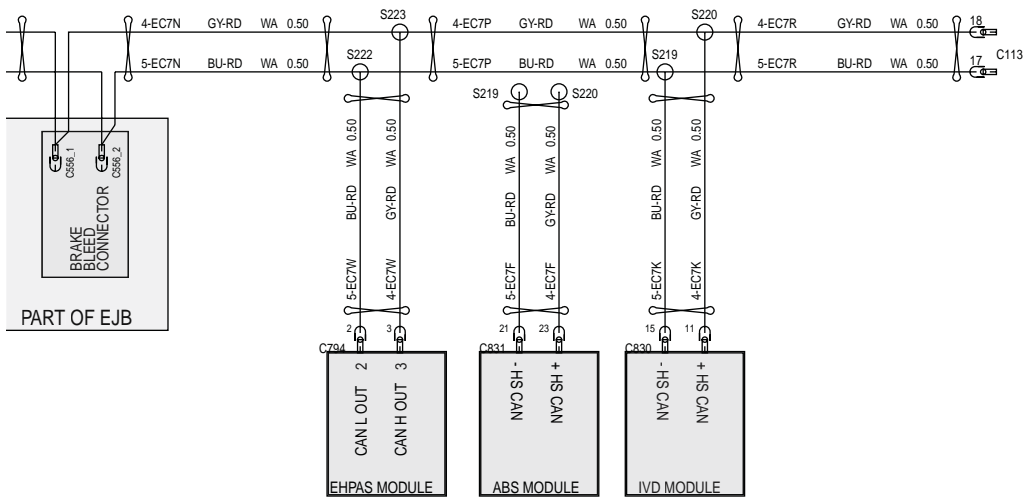


418-00-24 Communications Network - High-Speed (HS) Controller Area Network (CAN) Bus—2.0L Duratorq-TDCi (100kW/136PS) - DW/2.0L

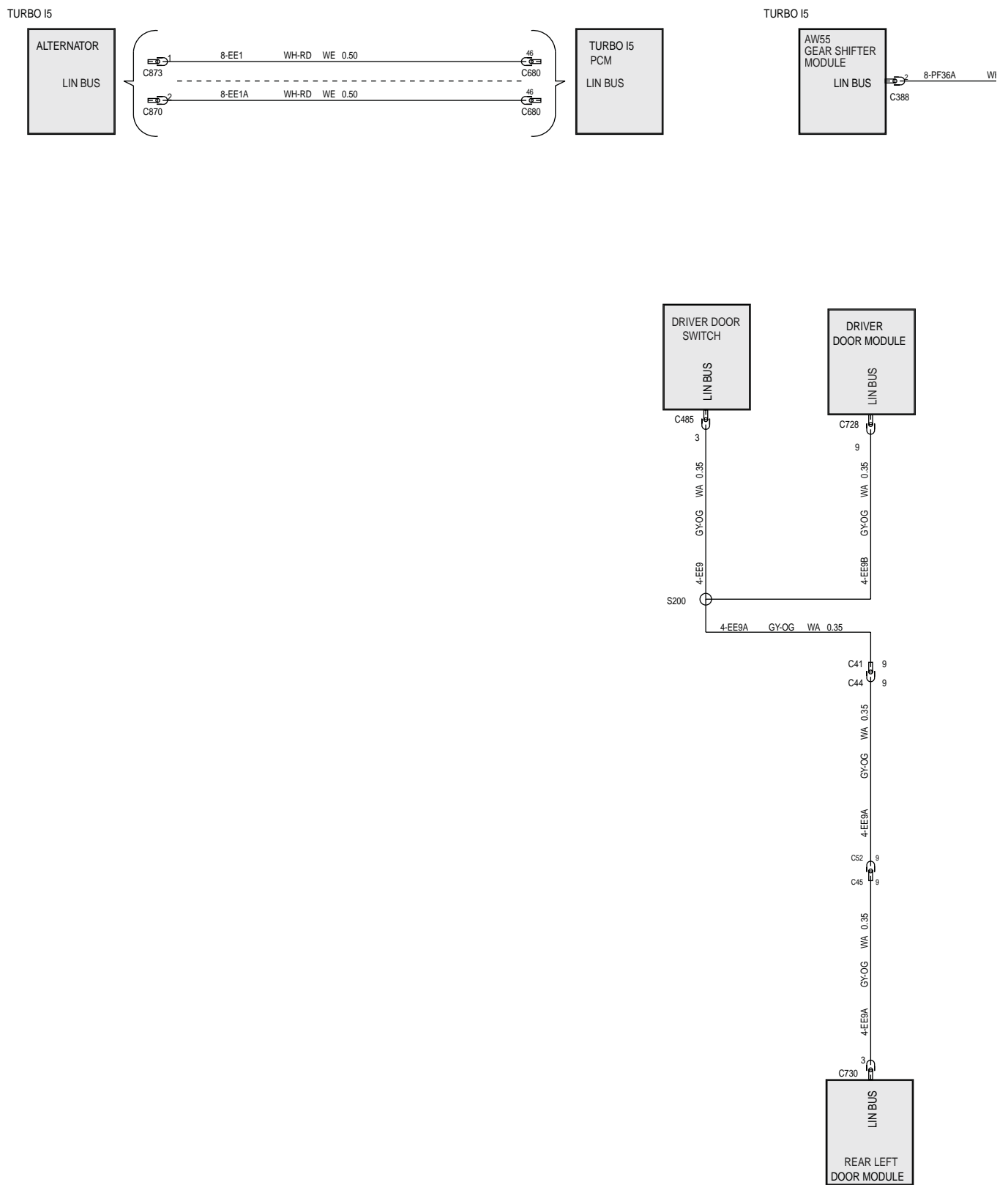
Duratorq-TDCi (103kW/140PS) - DW/2.0L Duratorq-TDCi (120kW/163PS) - DW, Vehicles With: 6-Speed Automatic Transaxle - 6DCT450, LHD
4WD/RHD 4WD, Emission Requirements: Stage V



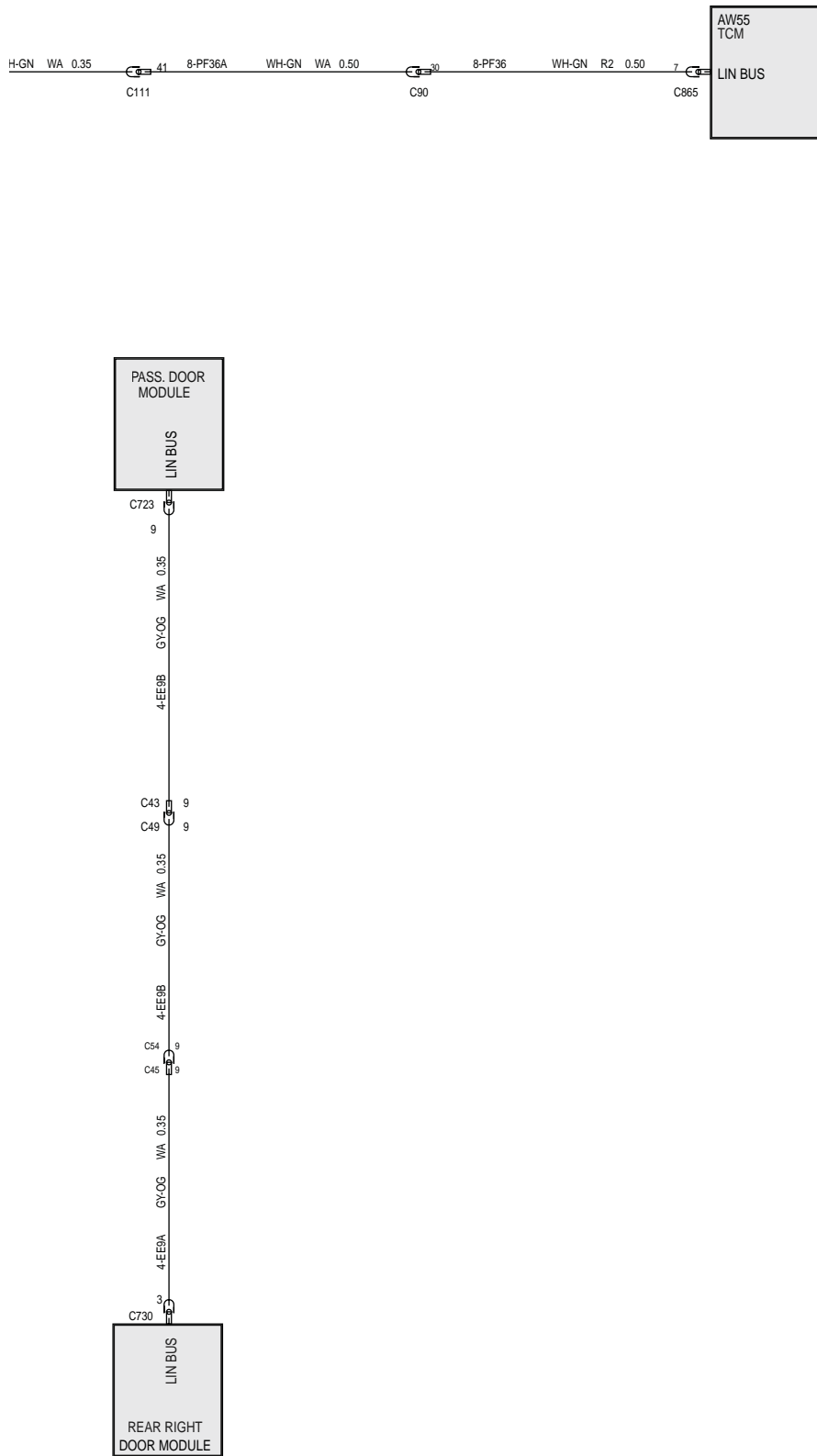
418-00-25 Communications Network - High-Speed (HS) Controller Area Network (CAN) Bus—2.0L Duratorq-TDCi (100kW/136PS) - DW/2.0L Duratorq-TDCi (103kW/140PS) - DW/2.0L Duratorq-TDCi (120kW/163PS) - DW, Vehicles With: 6-Speed Automatic Transaxle - 6DCT450, LHD 4WD/RHD 4WD, Emission Requirements: Stage V



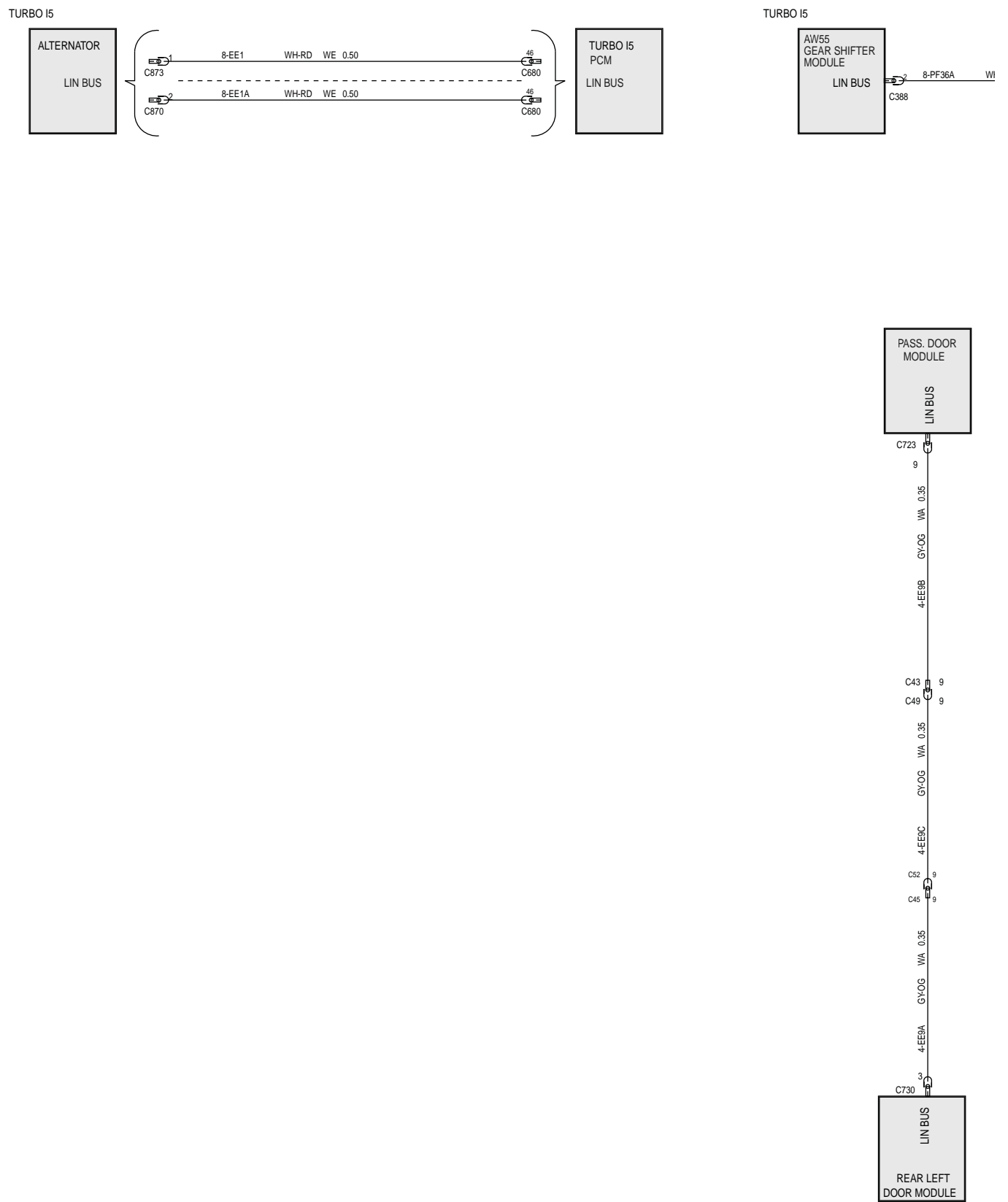
418-00-26 Communications Network - Local Interconnect Network (LIN) Bus—LHD 4WD/LHD FWD



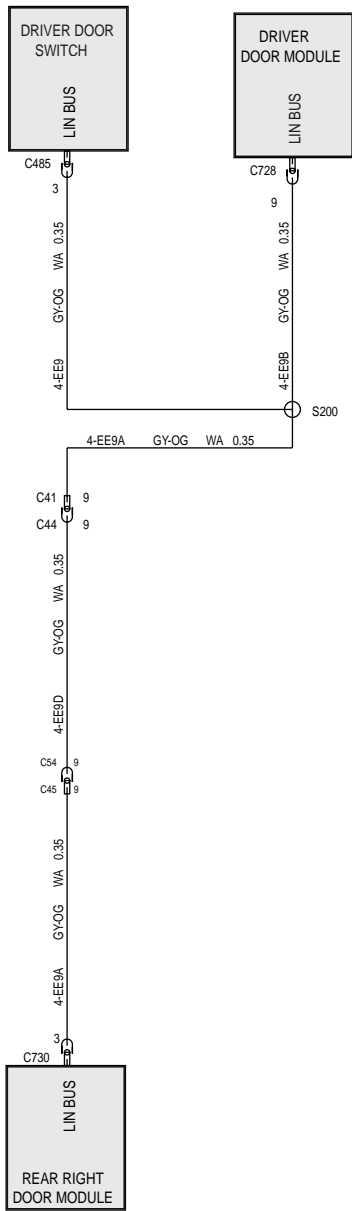
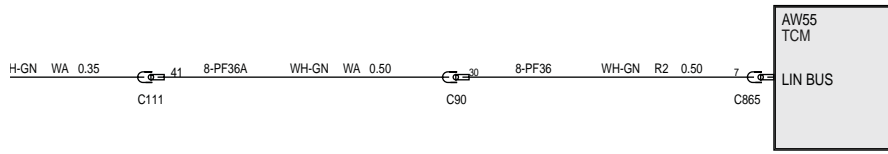
418-00-27 Communications Network - Local Interconnect Network (LIN) Bus—LHD 4WD/LHD FWD



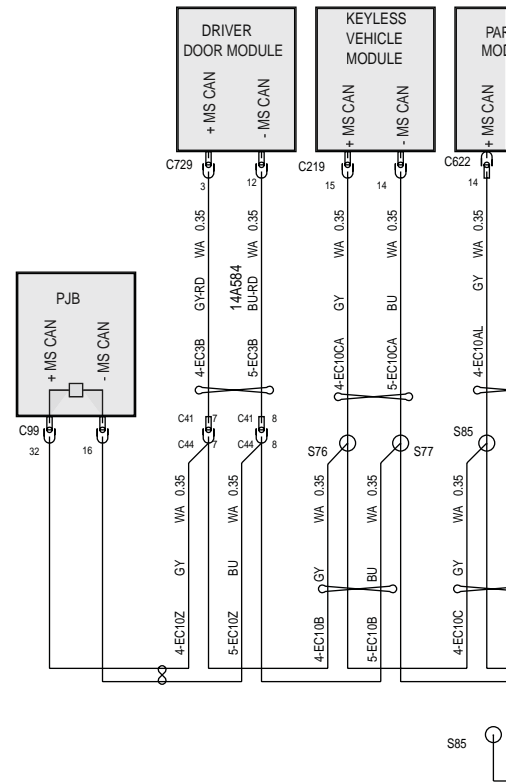
418-00-28 Communications Network - Local Interconnect Network (LIN) Bus—RHD 4WD/RHD FWD



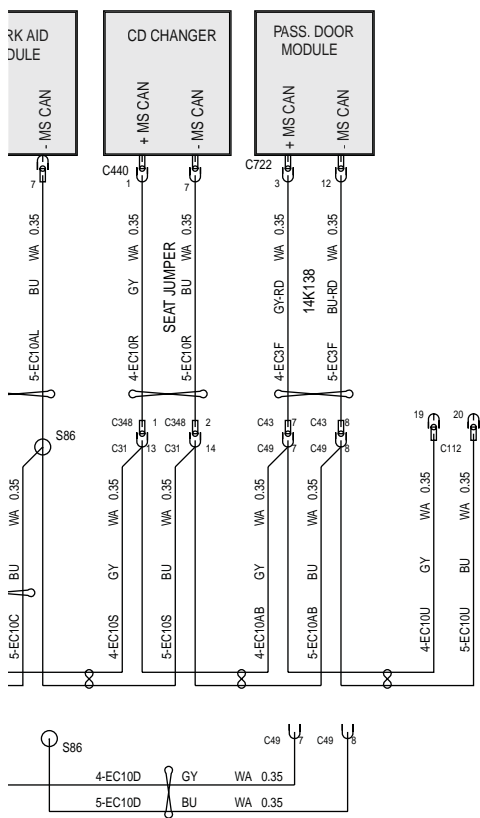
418-00-29 Communications Network - Local Interconnect Network (LIN) Bus—RHD 4WD/RHD FWD



418-00-30 Communications Network - Mid-Speed (MS) Controller Area Network (CAN) Bus—LHD 4WD/LHD FWD

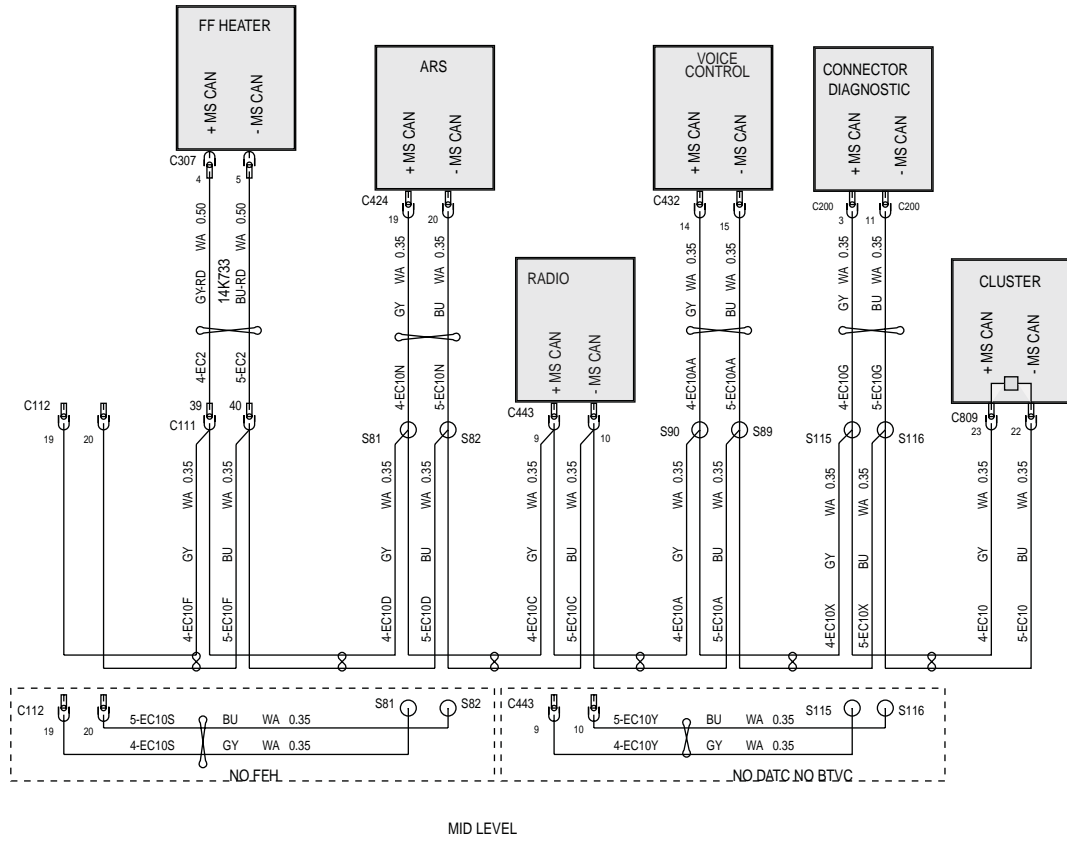


418-00-31 Communications Network - Mid-Speed (MS) Controller Area Network (CAN) Bus—LHD 4WD/LHD FWD

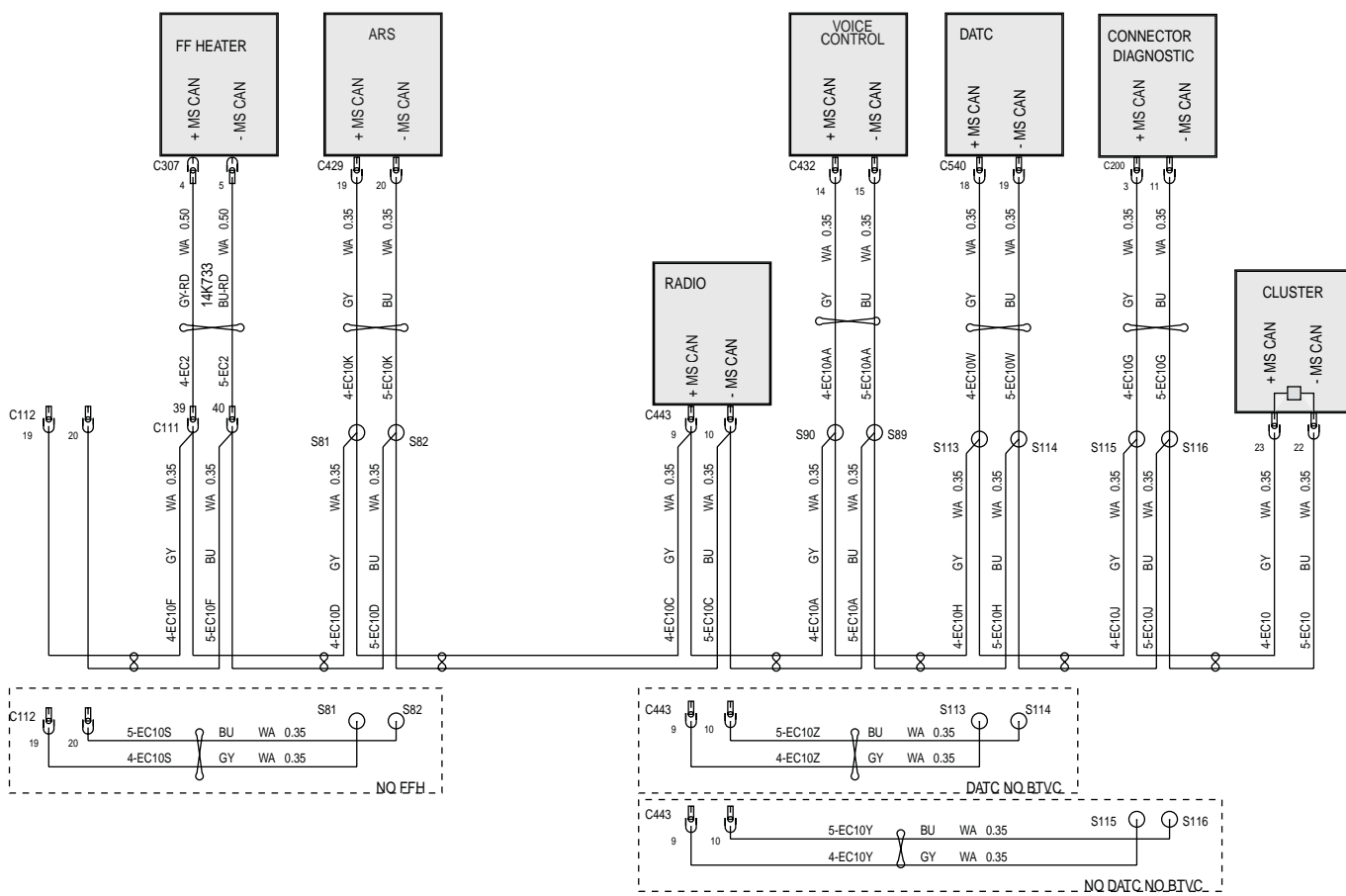


418-00-32 Communications Network - Mid-Speed (MS) Controller Area Network (CAN) Bus—LHD 4WD/LHD FWD

FLOOR HARNESS 14014
IP HARNESS 14401

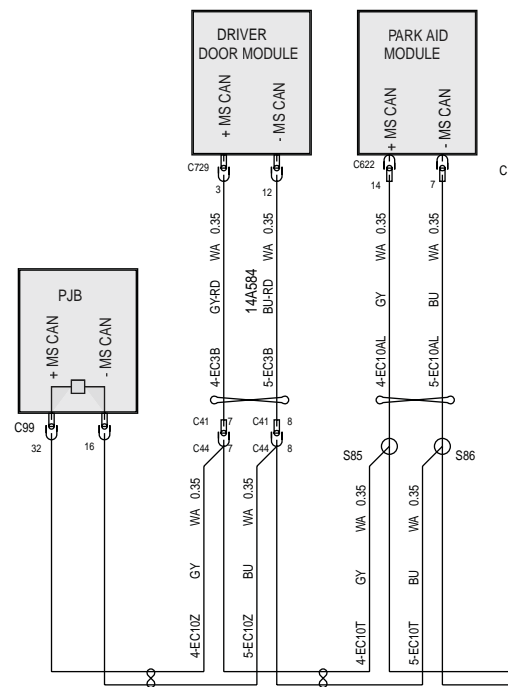


418-00-33 Communications Network - Mid-Speed (MS) Controller Area Network (CAN) Bus—LHD 4WD/LHD FWD

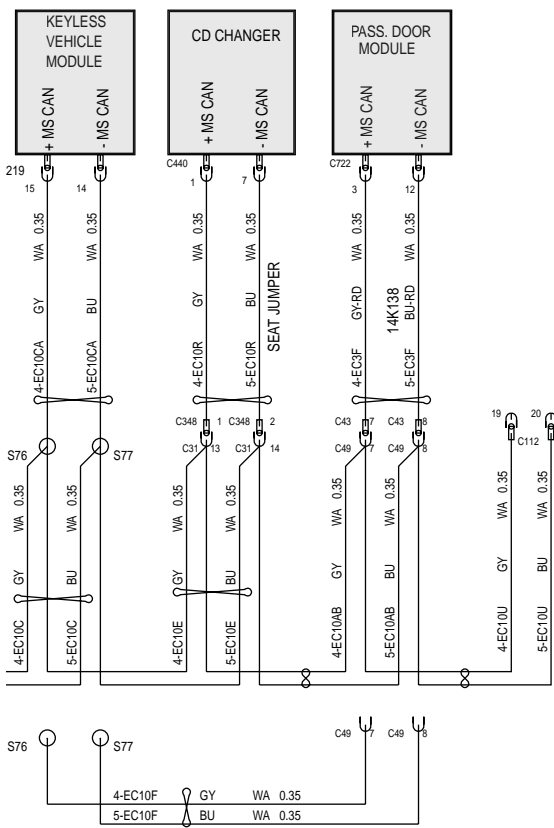


HIGH LEVEL

418-00-34 Communications Network - Mid-Speed (MS) Controller Area Network (CAN) Bus—RHD 4WD/RHD FWD

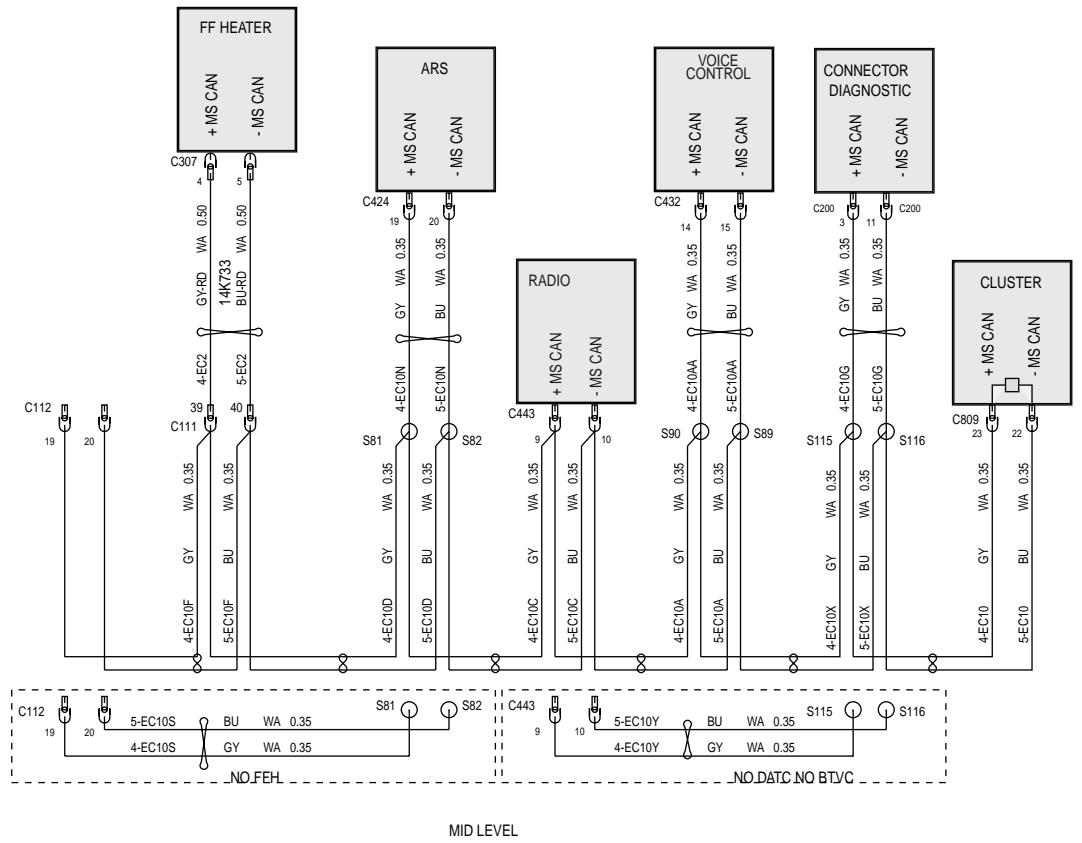


418-00-35 Communications Network - Mid-Speed (MS) Controller Area Network (CAN) Bus—RHD 4WD/RHD FWD

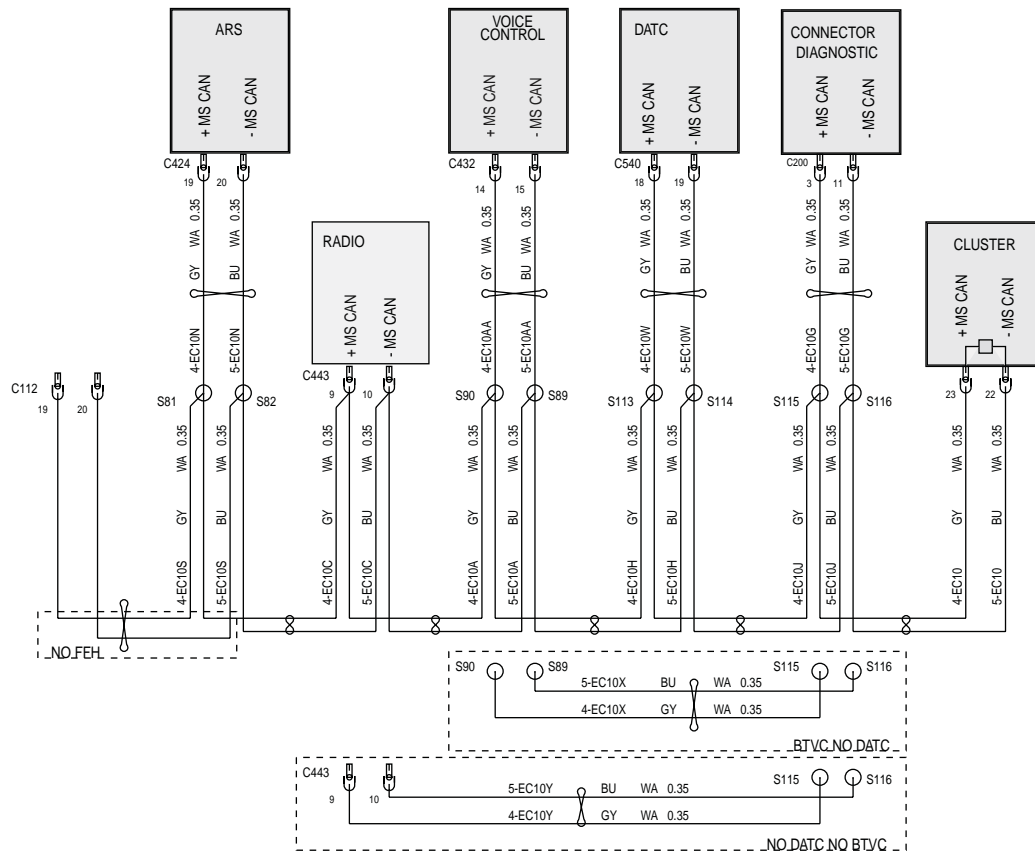


418-00-36 Communications Network - Mid-Speed (MS) Controller Area Network (CAN) Bus—RHD 4WD/RHD FWD

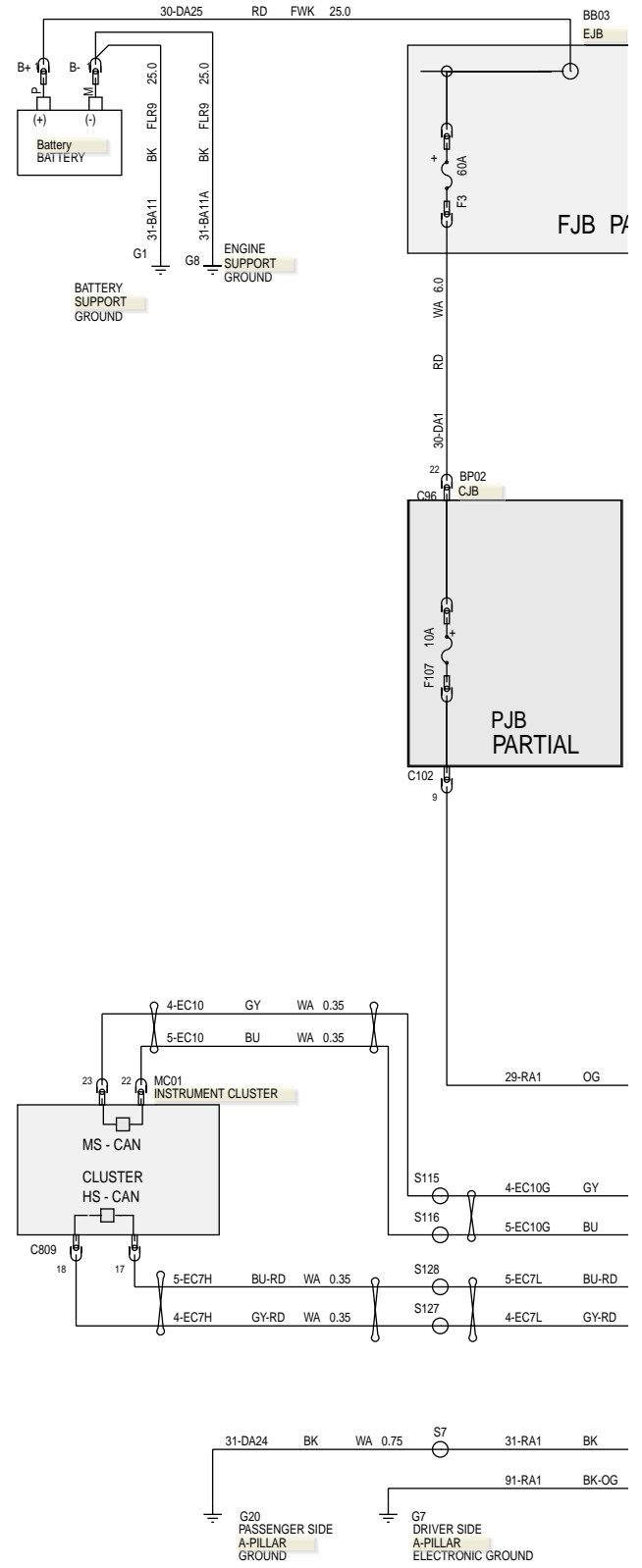
FLOOR HARNESS 14014
IP HARNESS 14401



418-00-37 Communications Network - Mid-Speed (MS) Controller Area Network (CAN) Bus—RHD 4WD/RHD FWD

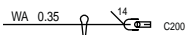
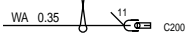

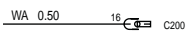


418-00-38 Diagnostics



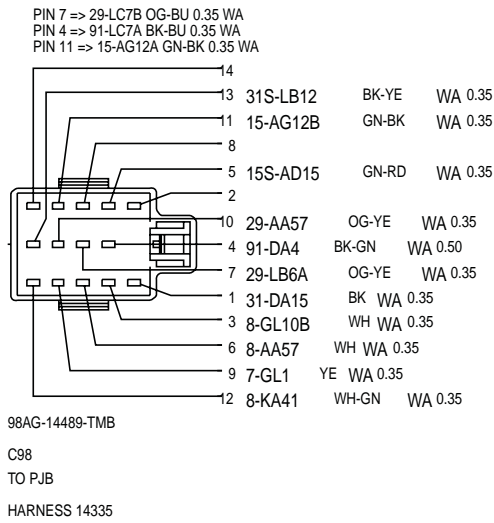
418-00-39 Diagnostics

PARTIAL







Central Junction Box (CJB) (G1234668)



Central Junction Box (CJB) (G1240719)

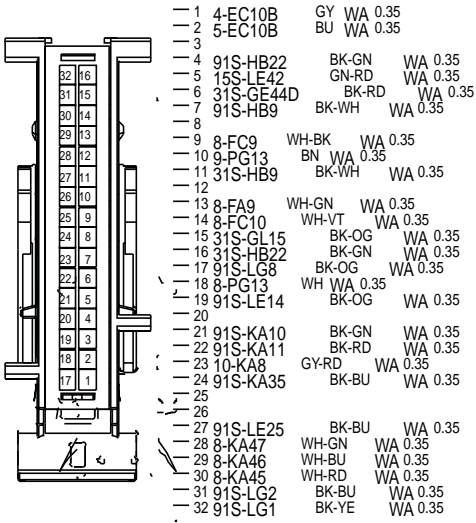


Central Junction Box (CJB) (G1240720)



Central Junction Box (CJB) (G1240721)

PIN 6 => 31S-GE44 BK-RD 0.35 WA
 PIN 6 => 31S-GE44C BK-RD 0.35 WA
 PIN 17 => 91S-LG8A BK-OG 0.35 WA



3M5T-14489-APC
 C103
 TO PJB
 HARNESS 14401

Data Link Connector (DLC) (G1239886)



95GG-14489-ZTA
 C200
 TO CONNECTOR DIAGNOSTIC
 HARNESS 14401


SECTION 419-01 Anti-Theft - Active

VEHICLE APPLICATION: 2011.0 Kuga


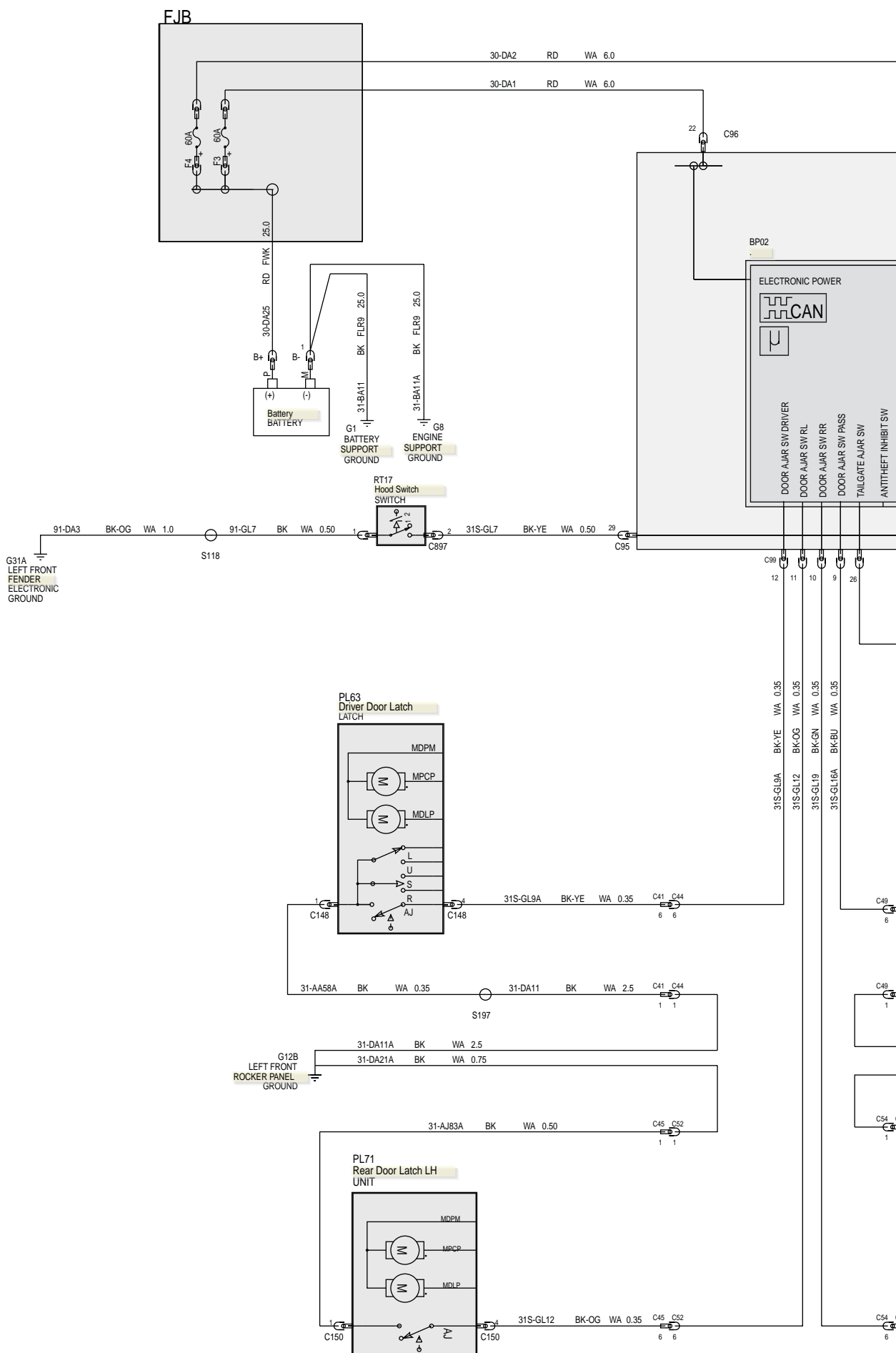
CONTENTS	PAGE
ELECTRICAL SCHEMATICS	
Anti-Theft Alarm System — LHD 4WD/LHD FWD, Vehicles With: Anti-Theft Alarm Horn with Integral Battery.....	419-01-2
Anti-Theft Alarm System — LHD 4WD/LHD FWD, Vehicles With: Anti-Theft Alarm Horn with Integral Battery.....	419-01-4
Anti-Theft Alarm System — LHD 4WD/LHD FWD, Vehicles Without: Anti-Theft Alarm Horn with Integral Battery.....	419-01-6
Anti-Theft Alarm System — RHD 4WD/RHD FWD, Vehicles With: Anti-Theft Alarm Horn with Integral Battery.....	419-01-8
Anti-Theft Alarm System — RHD 4WD/RHD FWD, Vehicles Without: Anti-Theft Alarm Horn with Integral Battery.....	419-01-10
Anti-Theft Alarm System — RHD 4WD/RHD FWD, Vehicles With: Anti-Theft Alarm Horn with Integral Battery.....	419-01-12
ELECTRICAL CONNECTORS	
Anti-Theft Alarm Horn.....	419-01-14
Anti-Theft Alarm Horn with Integral Battery.....	419-01-14
Anti-Theft Alarm Module.....	419-01-14
Hood Switch.....	419-01-14
Intrusion Sensor.....	419-01-14

419-01-2 Anti-Theft Alarm System—LHD 4WD/LHD FWD, Vehicles With: Anti-Theft Alarm Horn with Integral Battery

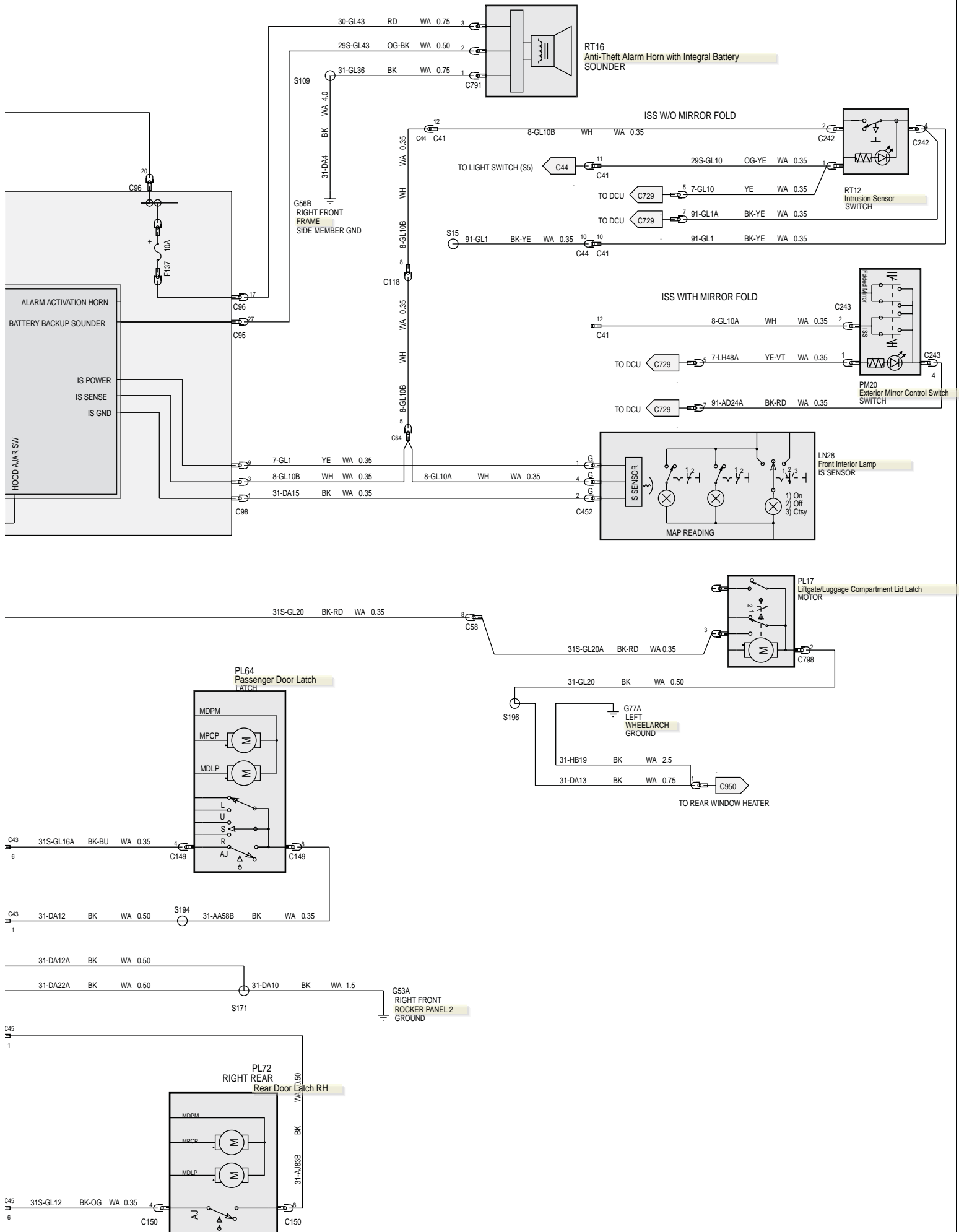
PART OF CLUSTER



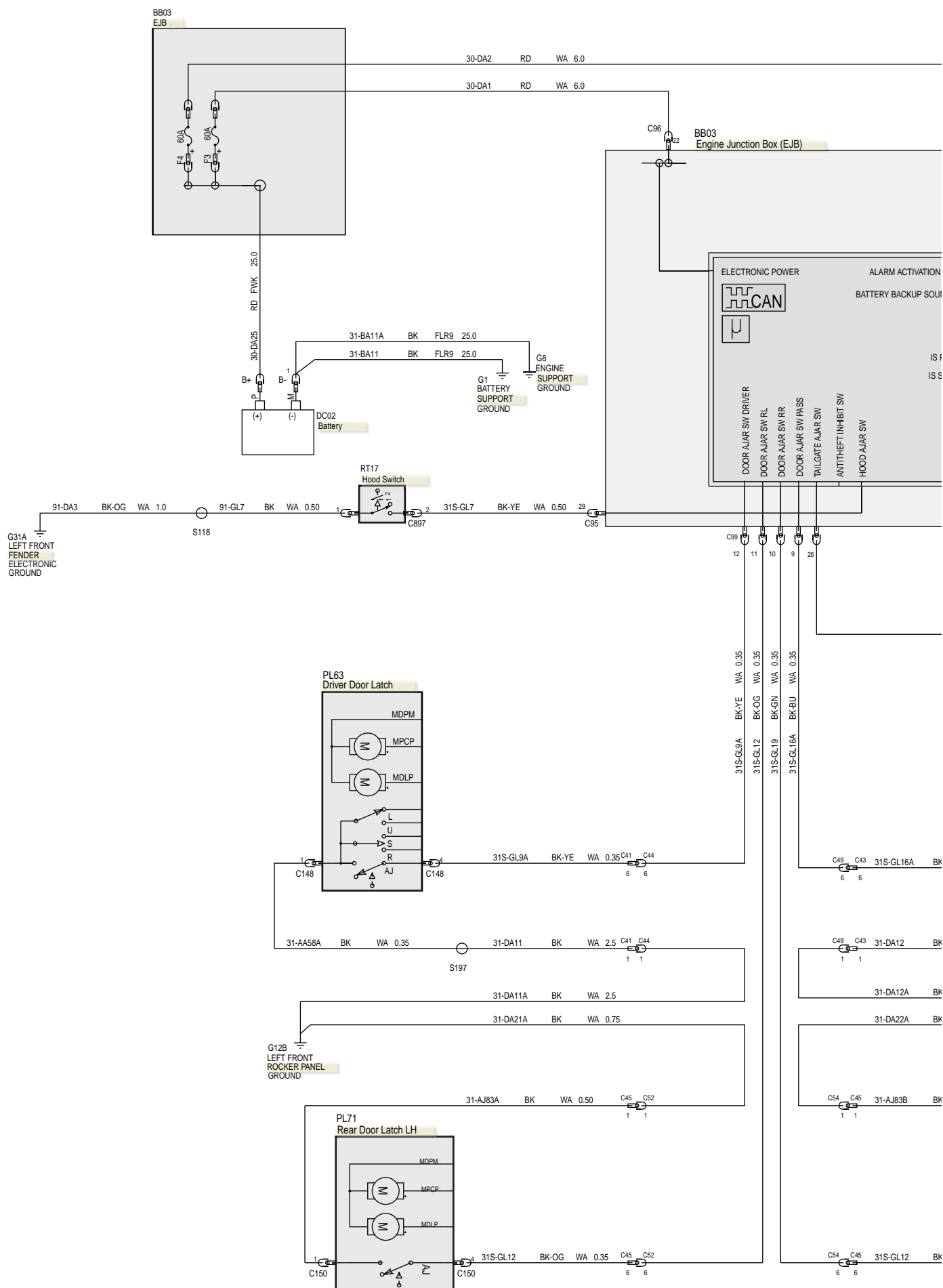
PART OF EEC

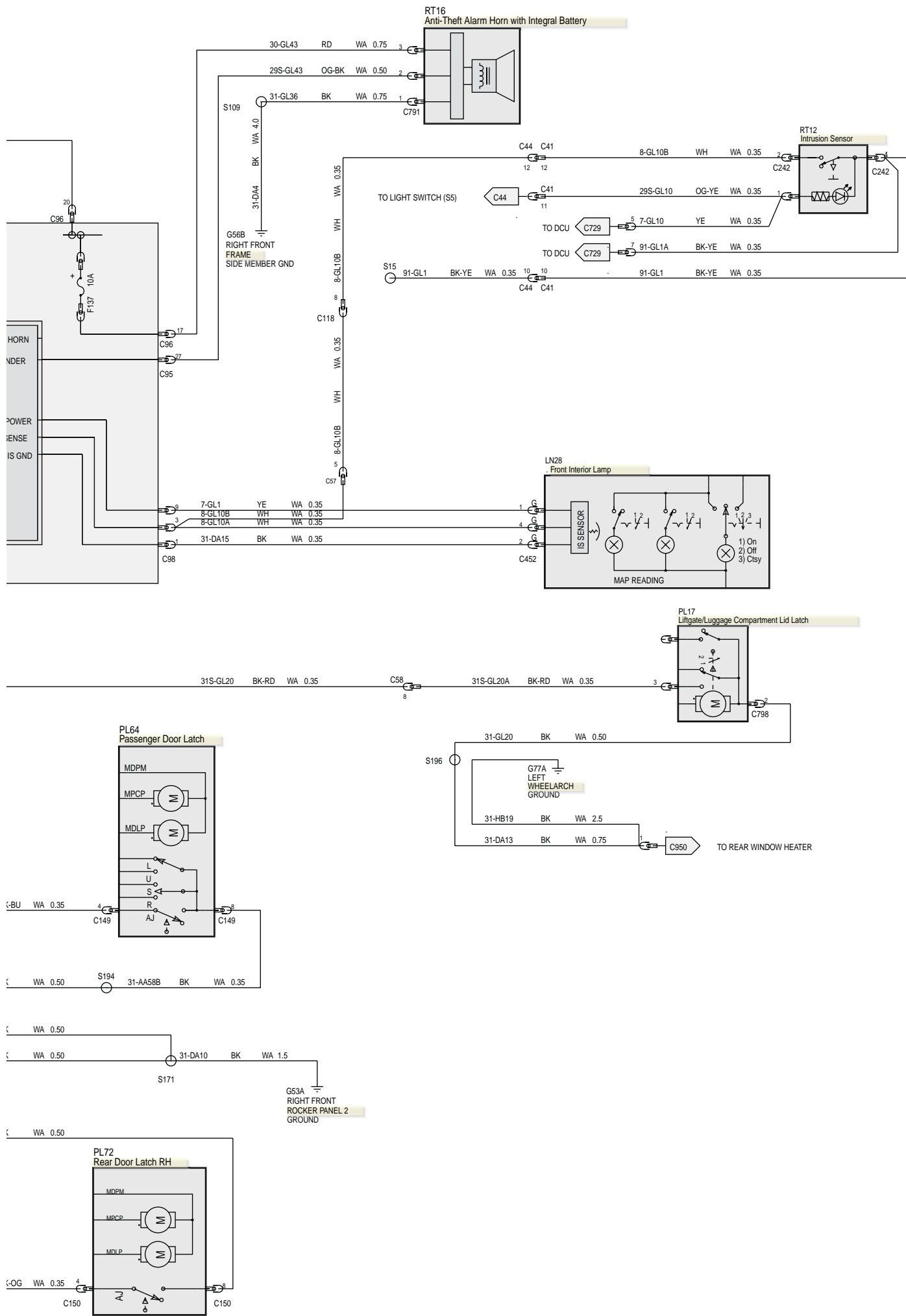
419-01-3 Anti-Theft Alarm System—LHD 4WD/LHD FWD, Vehicles With: Anti-Theft Alarm Horn with Integral Battery



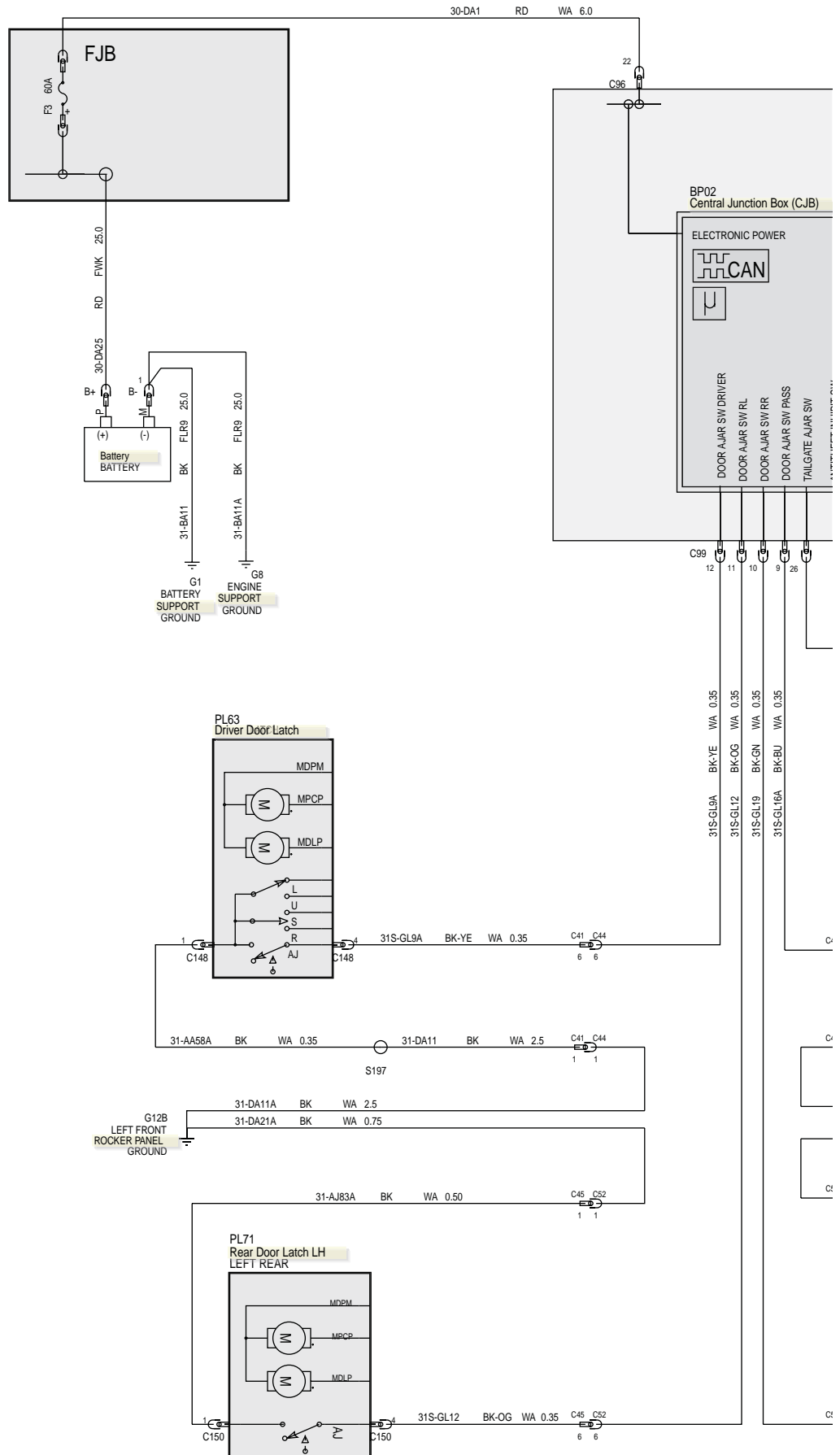
419-01-4 Anti-Theft Alarm System—LHD 4WD/LHD FWD, Vehicles With: Anti-Theft Alarm Horn with Integral Battery



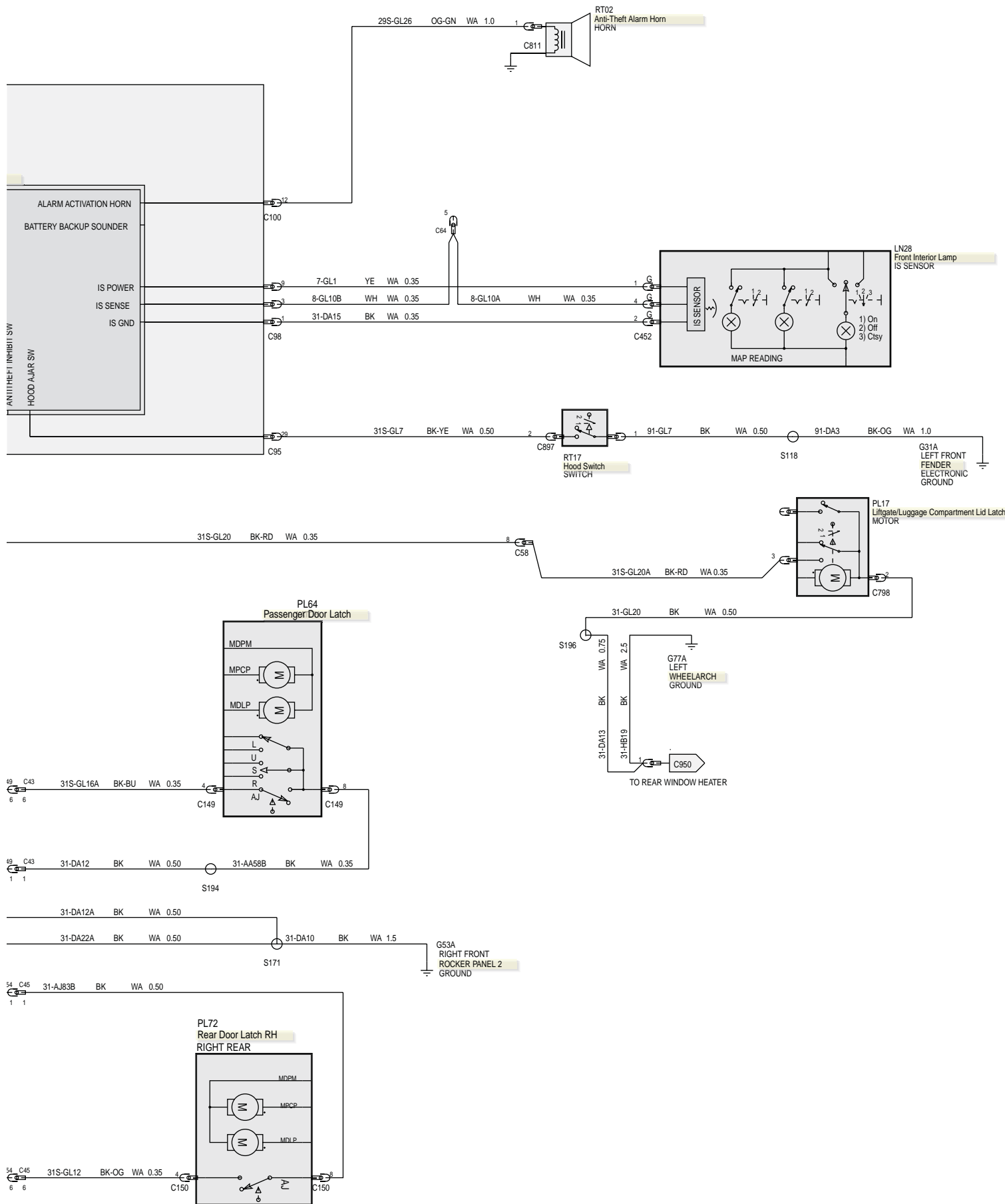
419-01-5 Anti-Theft Alarm System—LHD 4WD/LHD FWD, Vehicles With: Anti-Theft Alarm Horn with Integral Battery



419-01-6 Anti-Theft Alarm System—LHD 4WD/LHD FWD, Vehicles Without: Anti-Theft Alarm Horn with Integral Battery



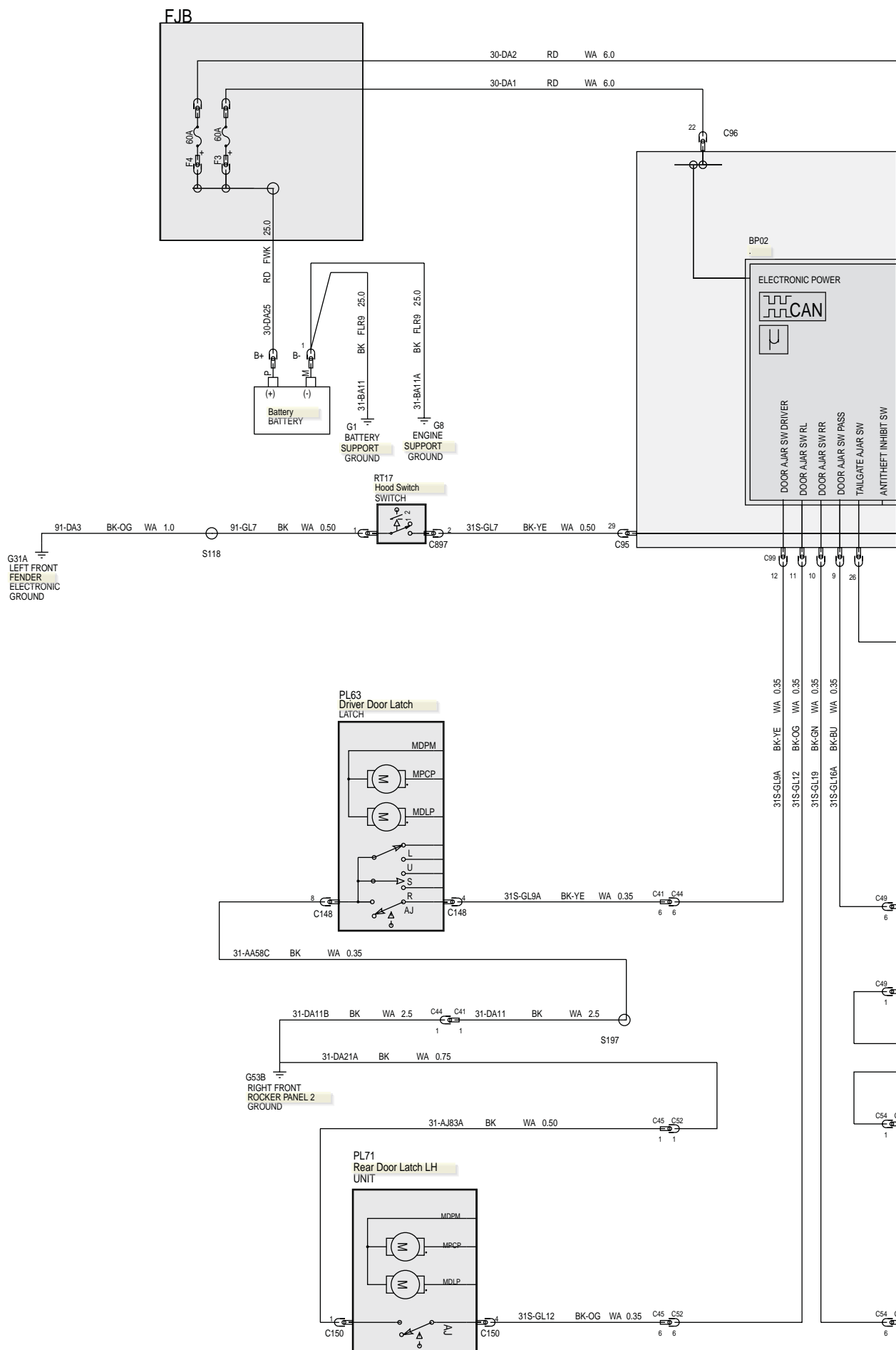
419-01-7 Anti-Theft Alarm System—LHD 4WD/LHD FWD, Vehicles Without: Anti-Theft Alarm Horn with Integral Battery



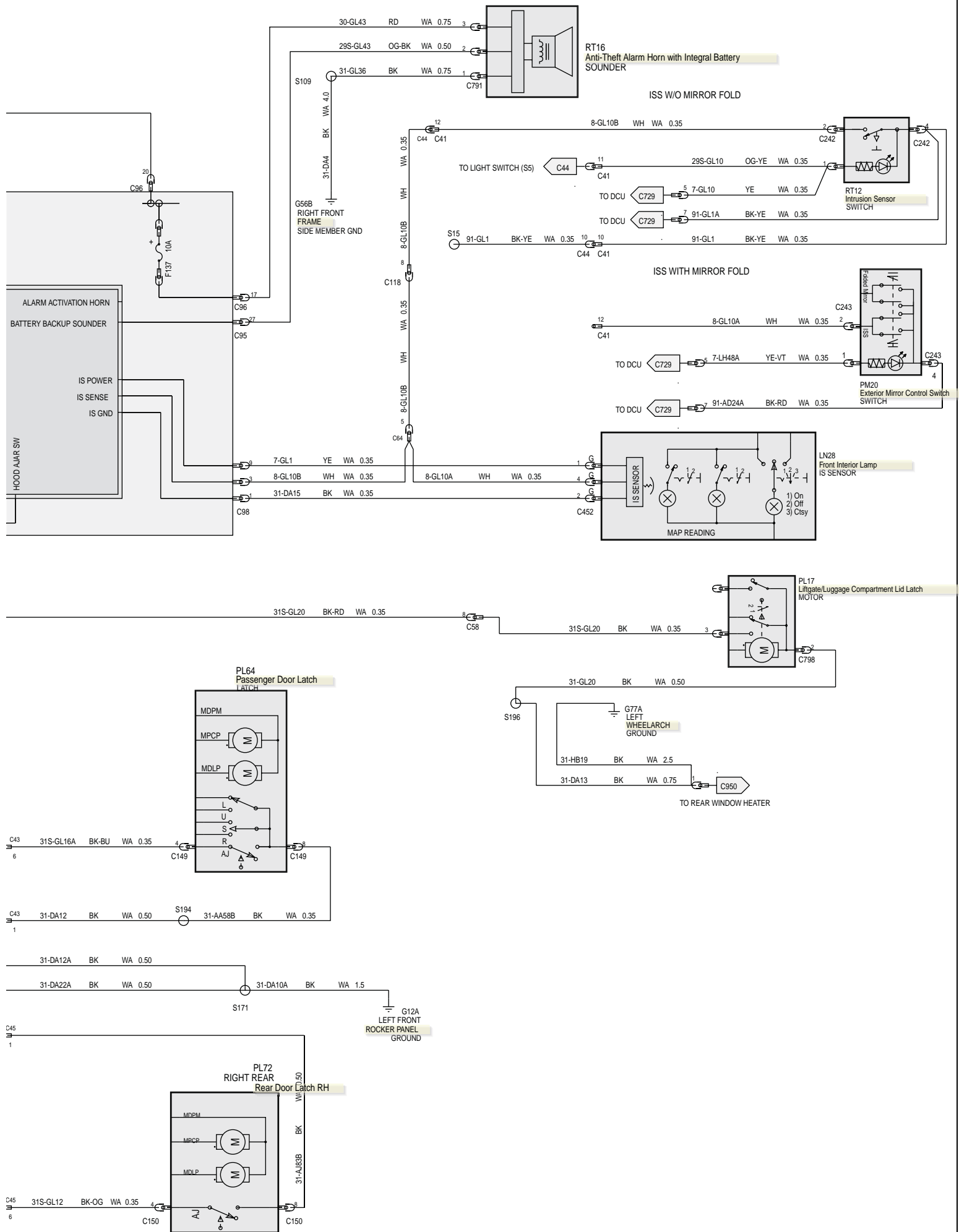
419-01-8 Anti-Theft Alarm System—RHD 4WD/RHD FWD, Vehicles With: Anti-Theft Alarm Horn with Integral Battery

PART OF CLUSTER

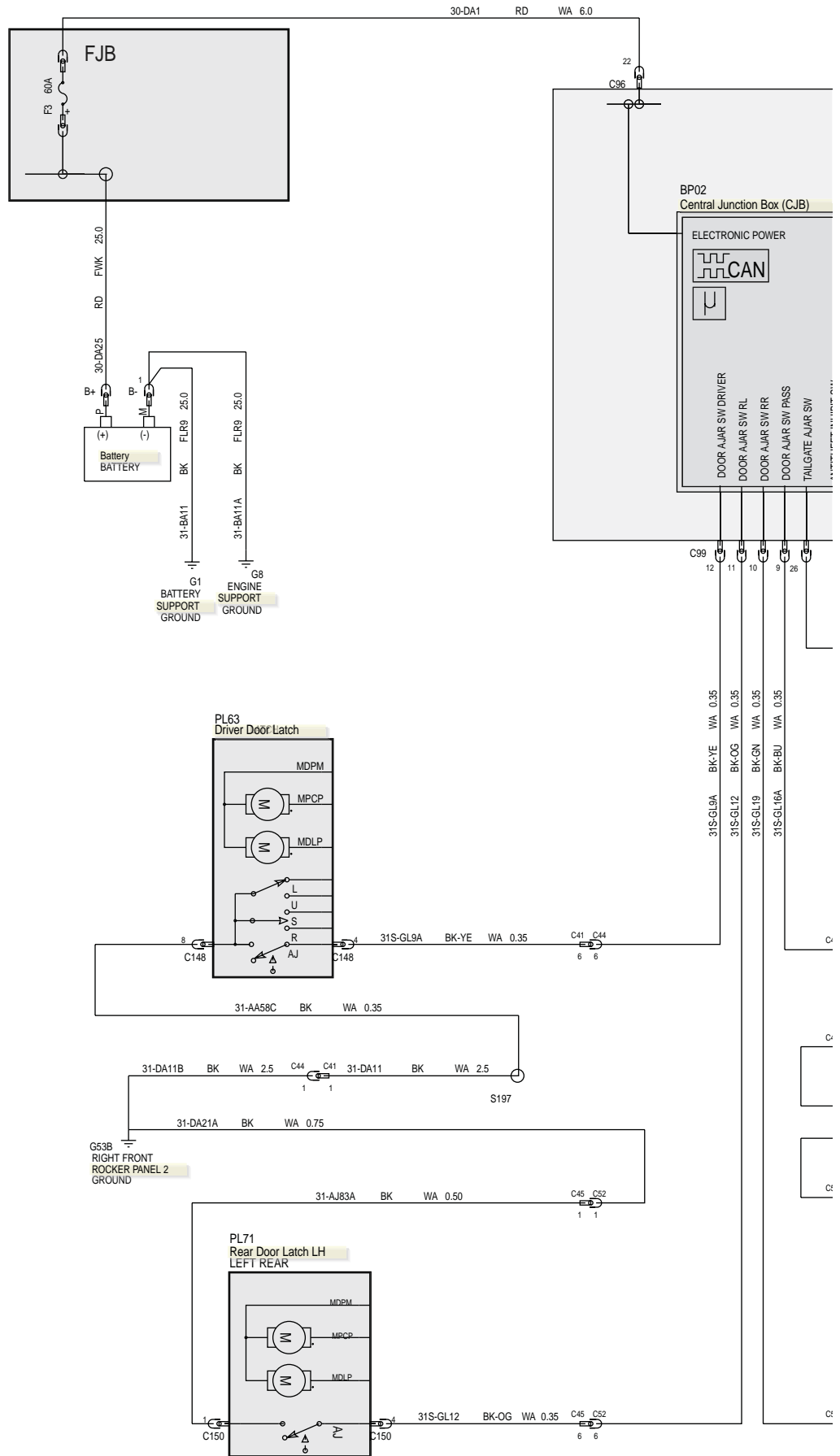
PART OF EEC



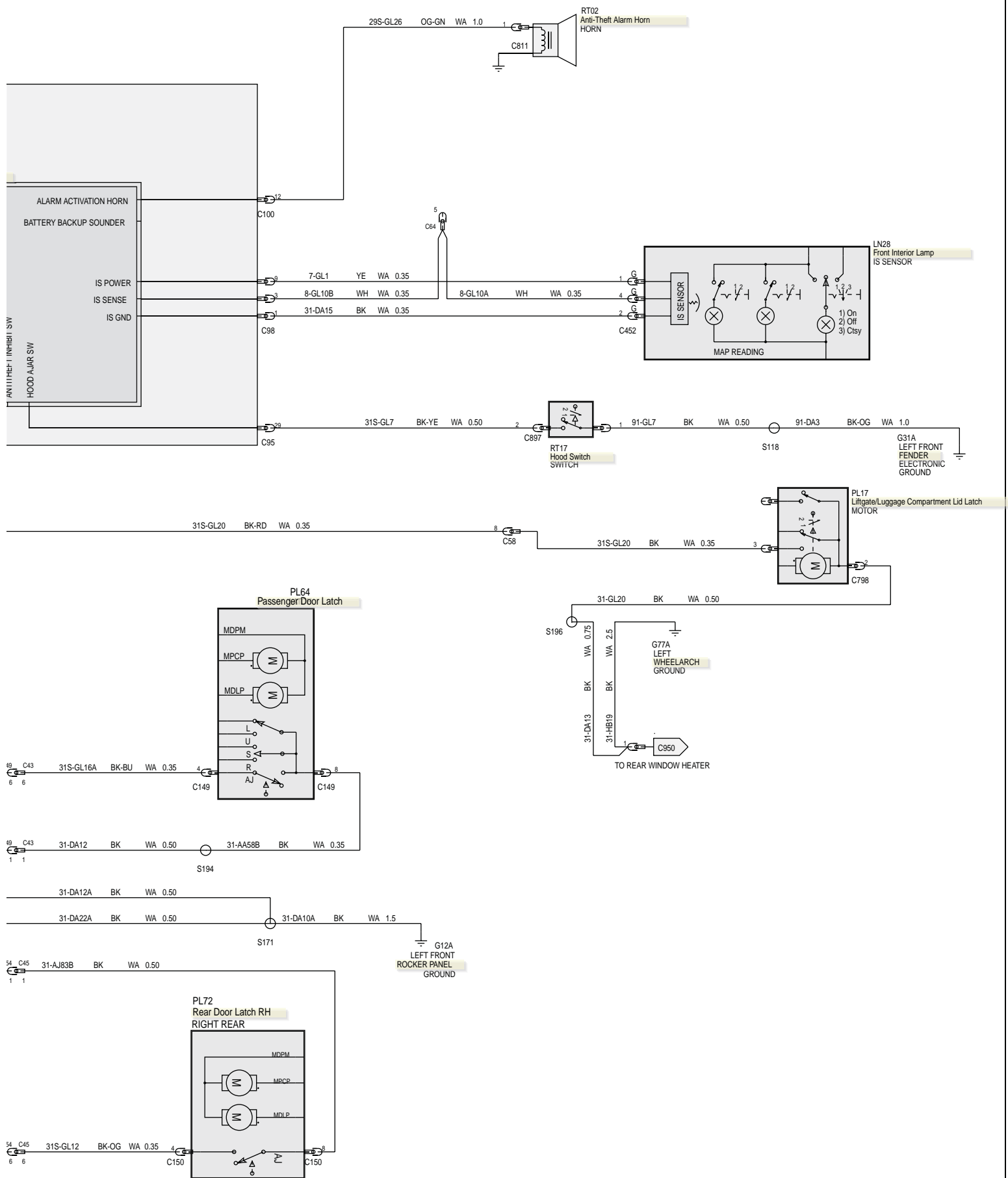
419-01-9 Anti-Theft Alarm System—RHD 4WD/RHD FWD, Vehicles With: Anti-Theft Alarm Horn with Integral Battery



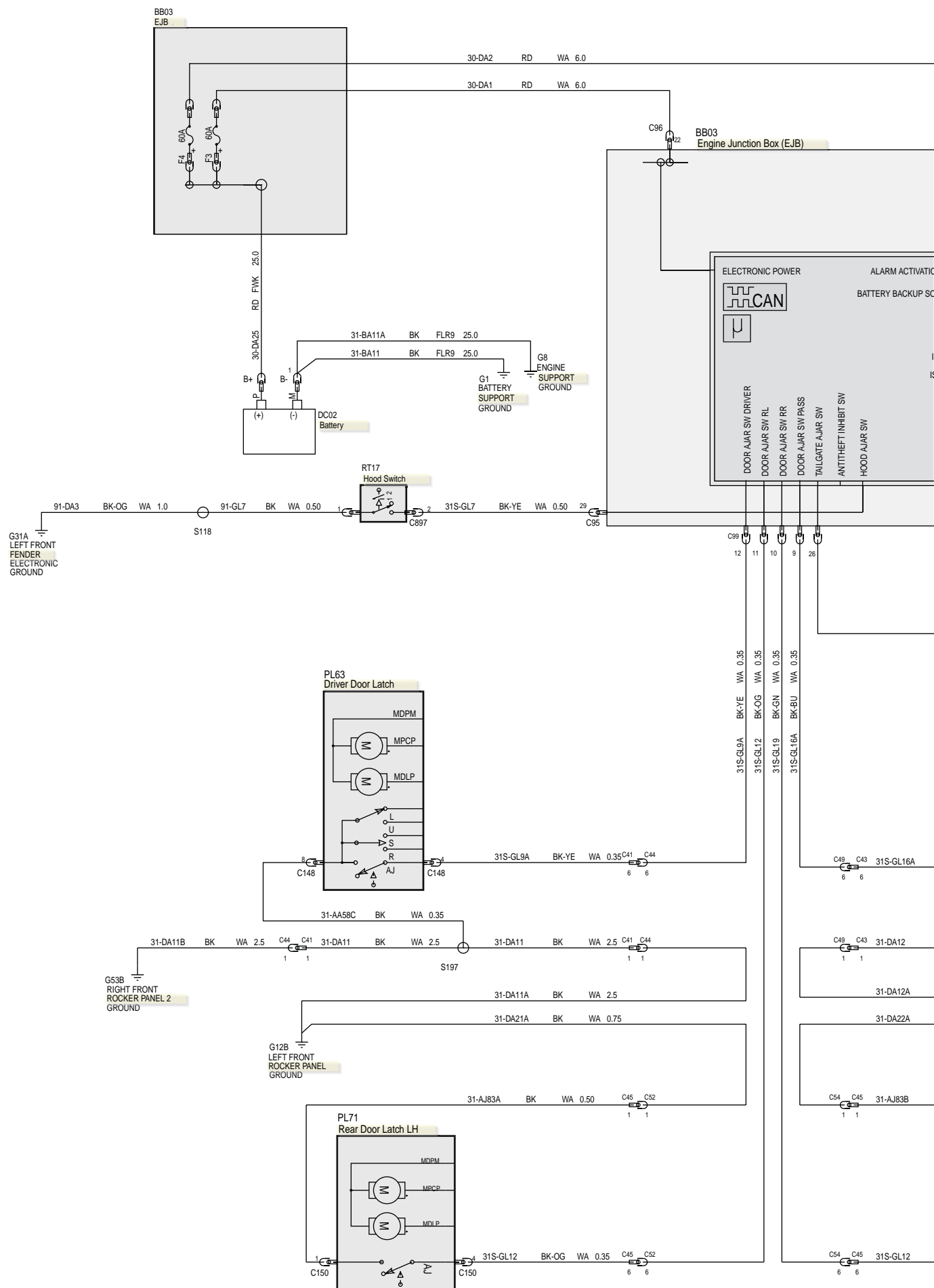
419-01-10 Anti-Theft Alarm System—RHD 4WD/RHD FWD, Vehicles Without: Anti-Theft Alarm Horn with Integral Battery



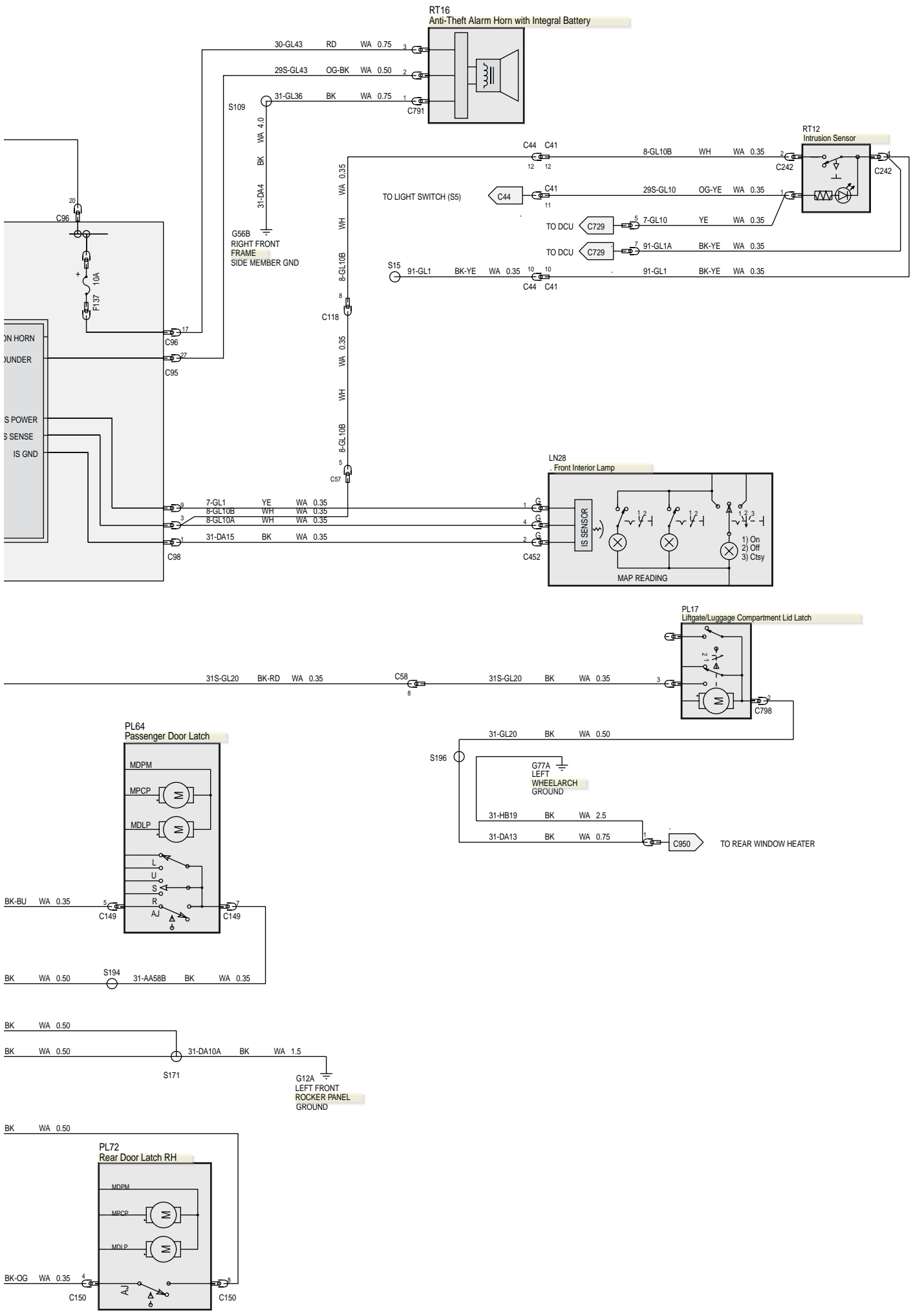
419-01-11 Anti-Theft Alarm System—RHD 4WD/RHD FWD, Vehicles Without: Anti-Theft Alarm Horn with Integral Battery



419-01-12 Anti-Theft Alarm System—RHD 4WD/RHD FWD, Vehicles With: Anti-Theft Alarm Horn with Integral Battery



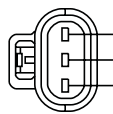
419-01-13 Anti-Theft Alarm System—RHD 4WD/RHD FWD, Vehicles With: Anti-Theft Alarm Horn with Integral Battery



Anti-Theft Alarm Horn (G1239887)

 1 29S-GL26 OG-GN WA 1.0
 78GG-14488-SA
 C811
 TO ALARM HORN
 HARNESS 14014

Anti-Theft Alarm Horn with Integral Battery (G1239888)

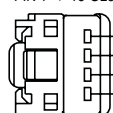


1	31-GL36	BK	WA 0.75
2	29S-GL43	OG-BK	WA 0.50
3	30-GL43	RD	WA 0.75

 3M5T-14A464-DCA
 C791
 TO BATTERY BACKUP SOUNDER
 HARNESS 14K733

Anti-Theft Alarm Module (G1234674)

PIN 3 => 10-GL37A GY-OG 0.35 WA
 PIN 4 => 8-GL37A WH-GN 0.35 WA
 PIN 1 => 15-GL37A GN-BK 0.35 WA

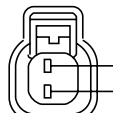


1	15-GL37	GN-BK	WA 0.35
2	91-GL1	BK-YE	WA 0.35
3	10-GL37	GY-OG	WA 0.35
4	8-GL37	WH-GN	WA 0.35

 1L2T-14489-GB
 C391
 TO PATS RF MODULE
 HARNESS 14401

Hood Switch (G1239889)

PIN 1 => 91-GL7A BK 0.50 WA

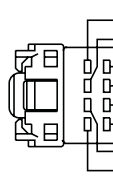


1	91-GL7	BK	WA 0.50
2	31S-GL7	BK-YE	WA 0.50

 XR3T-14A464-AA
 C897
 TO HOOD SWITCH
 HARNESS 14K733

Intrusion Sensor (G1239890)

PIN 1 => 29S-GL10 OG-YE 0.35 WA



1	7-GL10	YE	WA 0.35	+ 29S-GL10	OG-YE	WA 0.35
2	8-GL10B	WH	WA 0.35			
3						
4	91-GL1	BK-YE	WA 0.35	+ 91-GL1A	BK-YE	WA 0.35

 2L7T-14489-CA
 C242
 TO INTERIOR SCANNING SWITCH
 HARNESS 14A584



SECTION 419-10 Multifunction Electronic Modules

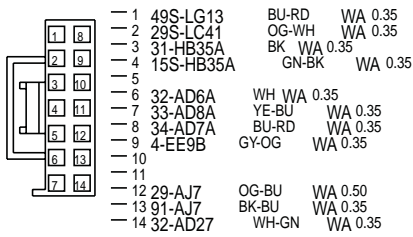
VEHICLE APPLICATION: 2011.0 Kuga

CONTENTS	PAGE
ELECTRICAL CONNECTORS	
Driver Door Module (DDM).....	419-10-2
Driver Door Module (DDM).....	419-10-2
Passenger Door Module (PDM).....	419-10-3
Passenger Door Module (PDM).....	419-10-3
Rear Door Module (RDM).....	419-10-4



Driver Door Module (DDM) (G1234675)

PIN 9 => 4-EE9C GY-OG 0.35 WA

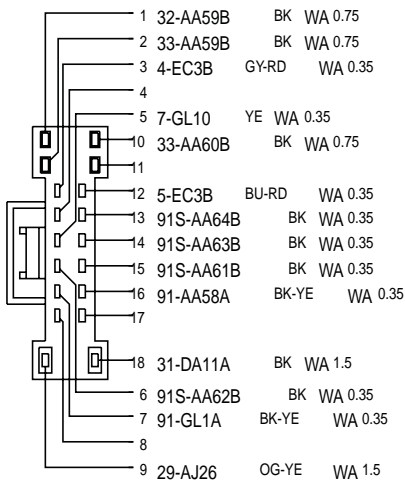


3M5T-14489-ANC

C728
TO DRIVER FRONT DOOR MODULE 2
HARNESS 14A584

Driver Door Module (DDM) (G1234676)

PIN 1 => 32-AA59A WH-BK 0.75 WA
PIN 2 => 33-AA59A YE-BK 0.75 WA
PIN 6 => 91S-AA62A BK-WH 0.35 WA
PIN 10 => 33-AA60A YE 0.75 WA
PIN 13 => 91S-AA64A BK-GN 0.35 WA
PIN 14 => 91S-AA63A BK-OG 0.35 WA
PIN 15 => 91S-AA61A BK-BU 0.35 WA
PIN 16 => 91-AA58B BK 0.35 WA

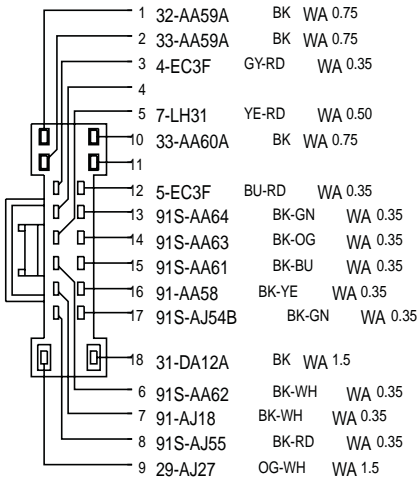


3M5T-14489-AUA

C729
TO DRIVER FRONT DOOR MODULE 3
HARNESS 14A584

Passenger Door Module (PDM) (G1234677)

PIN 1 => 32-AA59 WH-BK 0.75 WA
 PIN 2 => 33-AA59 YE-BK 0.75 WA
 PIN 10 => 33-AA60 YE 0.75 WA
 PIN 16 => 91-AA58A BK 0.35 WA



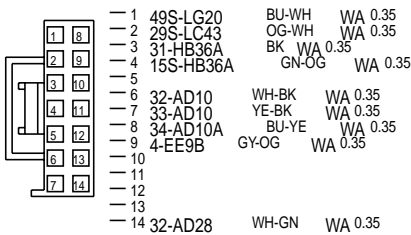
3M5T-14489-AUA

C722

TO PASSENGER FRONT DOOR MODULE

HARNESS 14K138

Passenger Door Module (PDM) (G1234678)



3M5T-14489-ANC

C723

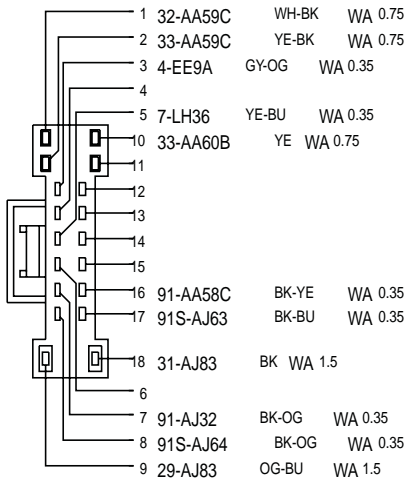
TO PASSENGER FRONT DOOR MODULE 2

HARNESS 14K138



Rear Door Module (RDM) (G1245479)

PIN 1 => 32-AA59B WH-BK 0.75 WA
PIN 2 => 33-AA59B YE-BK 0.75 WA
PIN 16 => 91-AA58B BK-YE 0.35 WA



3M5T-14489-AUA

C730

TO REAR DOOR MODULE

HARNESS 14240





GROUP

5

Body and Paint

SECTION TITLE	PAGE
Body and Paint	
Rear View Mirrors.....	501-09
Seating.....	501-10
Glass, Frames and Mechanisms.....	501-11
Instrument Panel and Console.....	501-12
Handles, Locks, Latches and Entry Systems.....	501-14
Wipers and Washers.....	501-16
Safety Belt System.....	501-20A
Supplemental Restraint System.....	501-20B

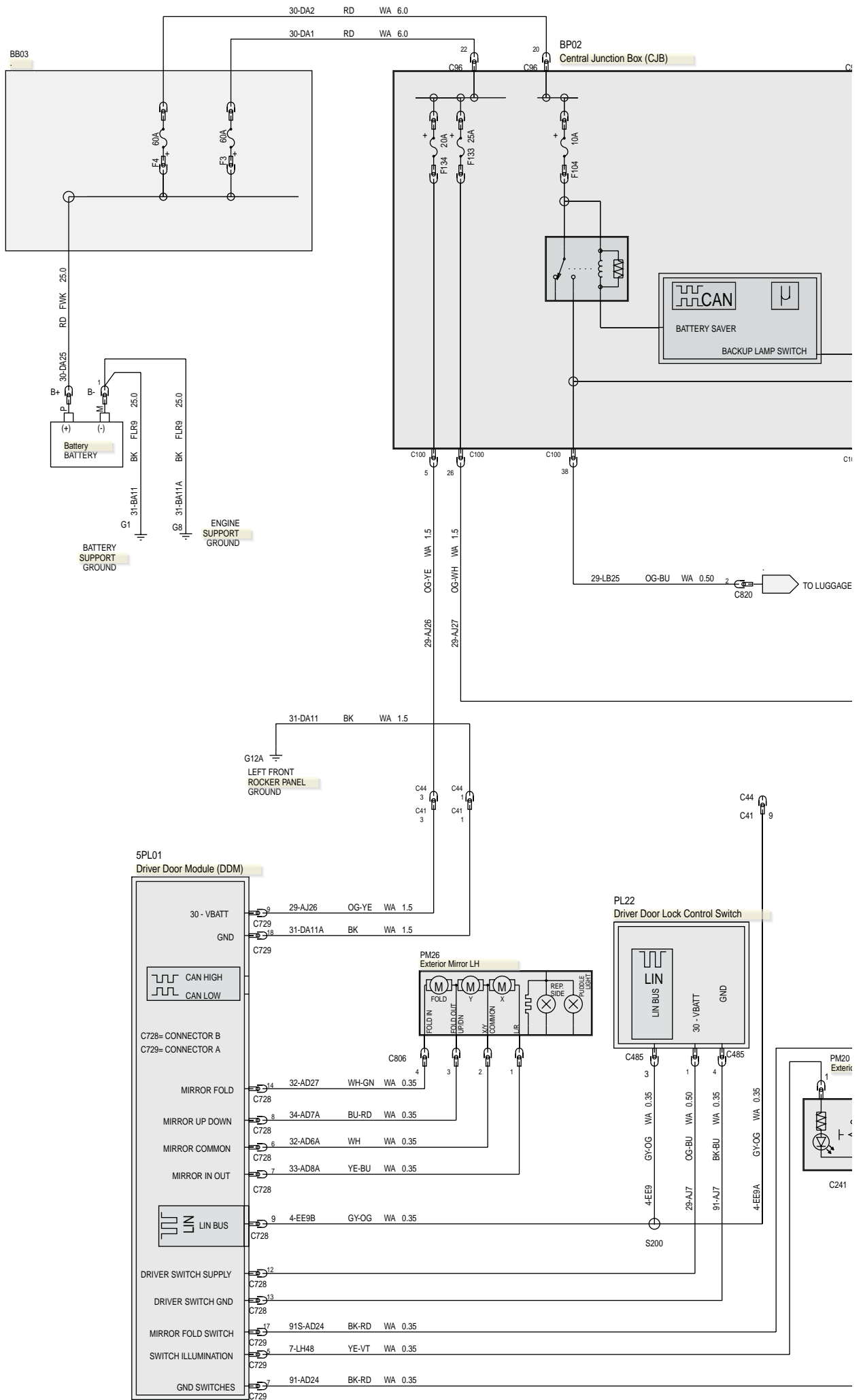


SECTION 501-09 Rear View Mirrors

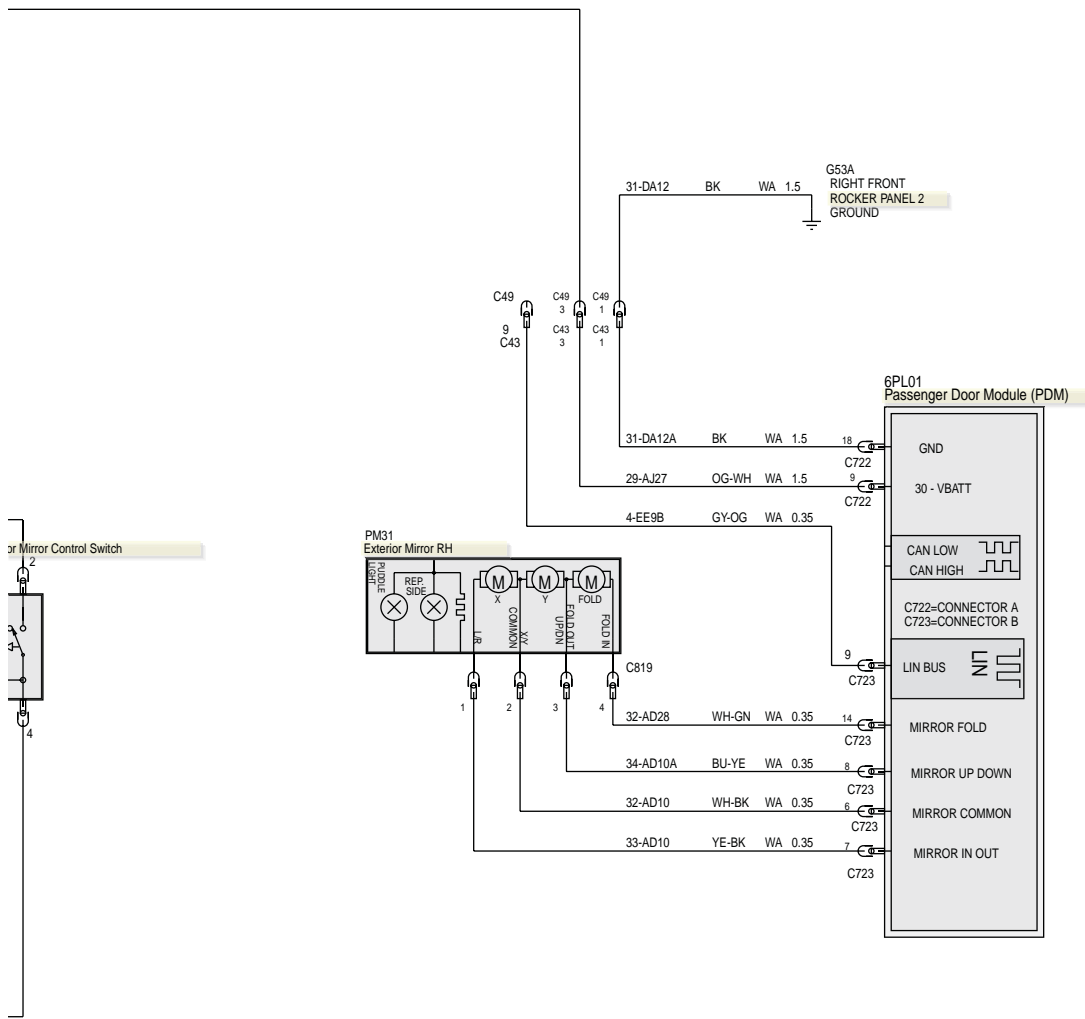
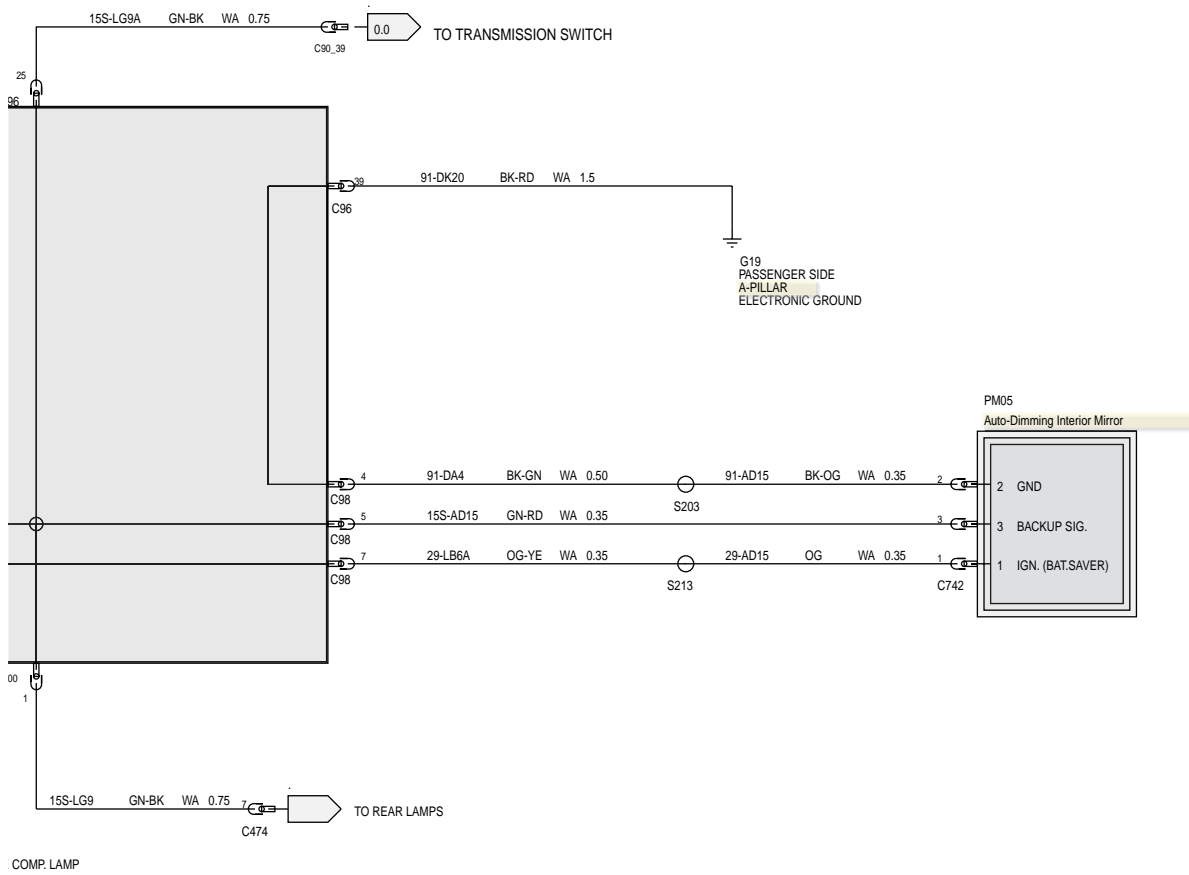
VEHICLE APPLICATION: 2011.0 Kuga

CONTENTS	PAGE
ELECTRICAL SCHEMATICS	
Power Exterior Mirrors — LHD 4WD/LHD FWD.....	501-09-2
Power Exterior Mirrors — LHD 4WD/LHD FWD.....	501-09-4
Power Exterior Mirrors — RHD 4WD/RHD FWD.....	501-09-6
Power Exterior Mirrors — RHD 4WD/RHD FWD.....	501-09-8
ELECTRICAL CONNECTORS	
Auto-Dimming Interior Mirror.....	501-09-10
Exterior Mirror Control Switch.....	501-09-10
Exterior Mirror Control Switch.....	501-09-10
Exterior Mirror LH.....	501-09-10
Exterior Mirror RH.....	501-09-11

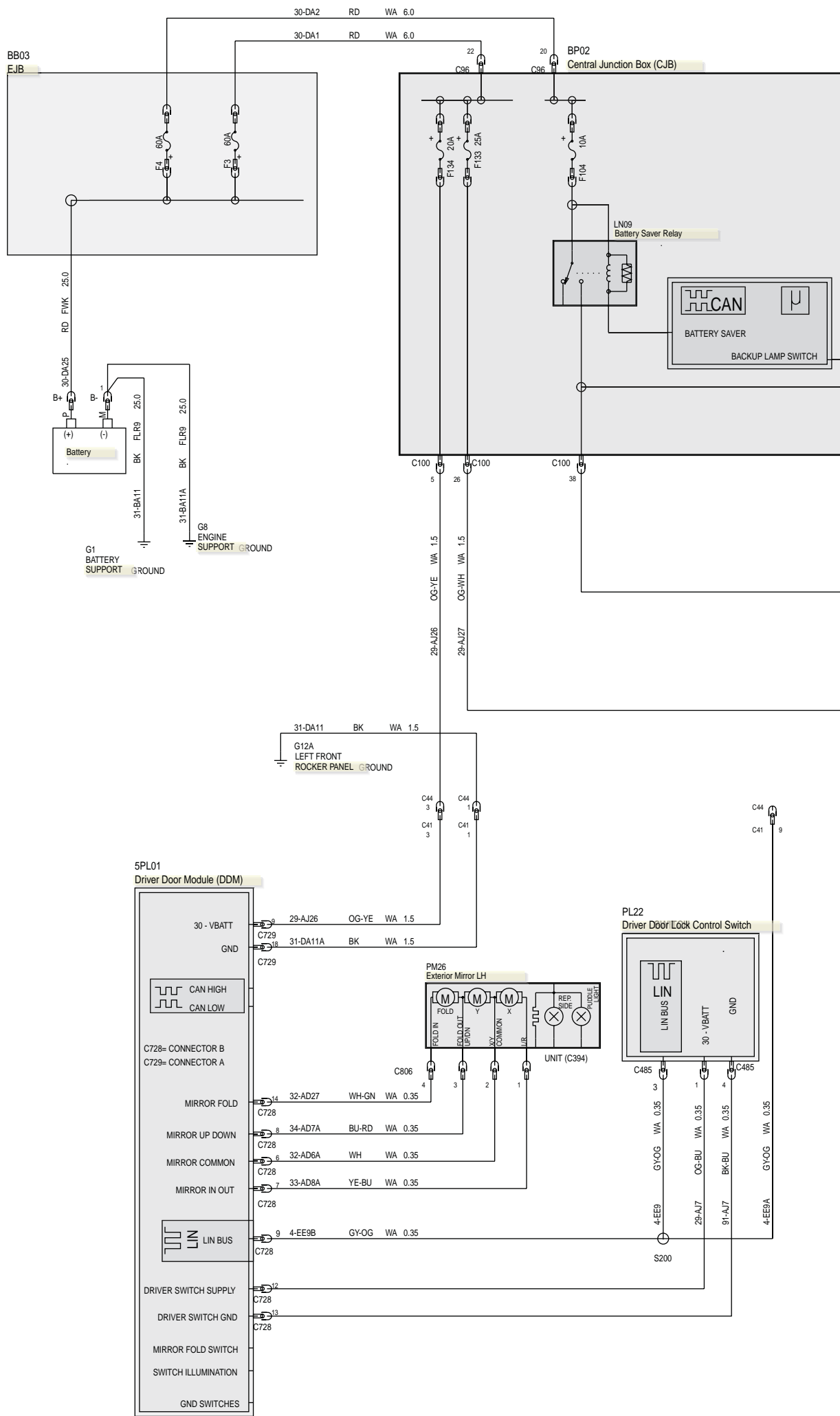
501-09-2 Power Exterior Mirrors—LHD 4WD/LHD FWD



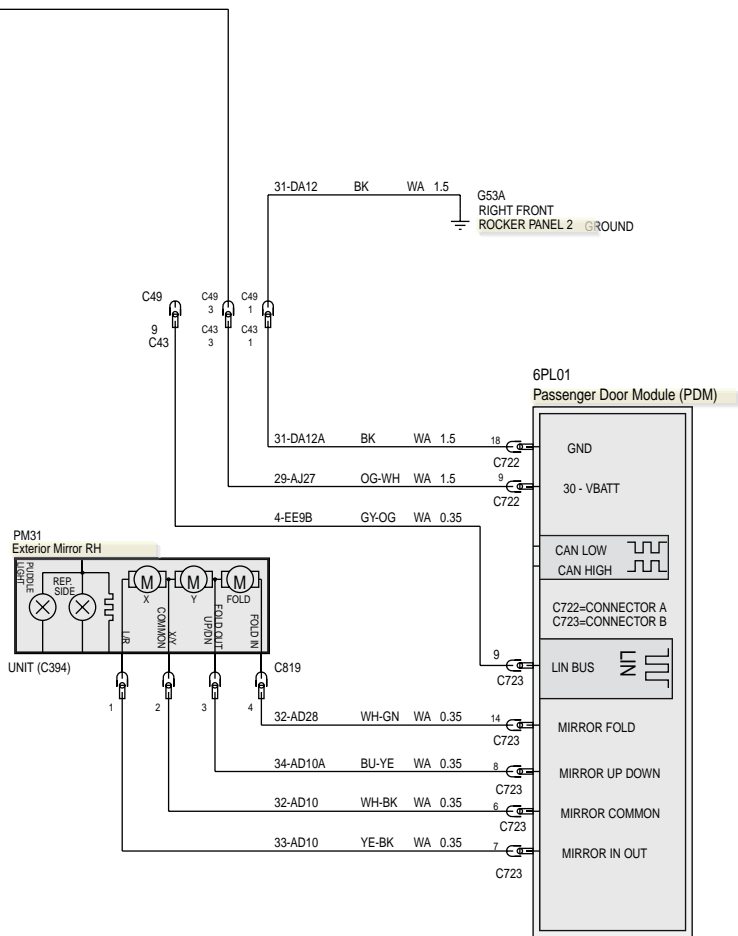
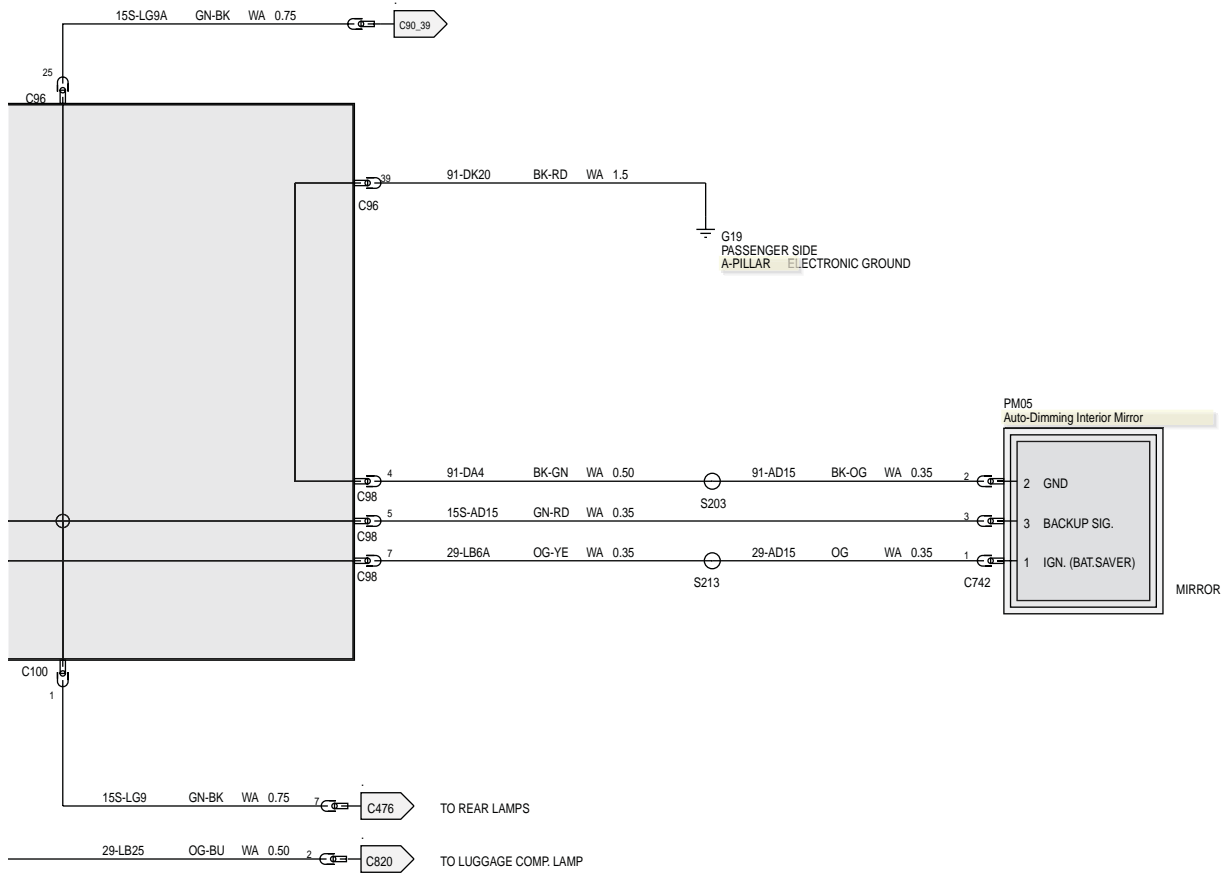
501-09-3 Power Exterior Mirrors—LHD 4WD/LHD FWD



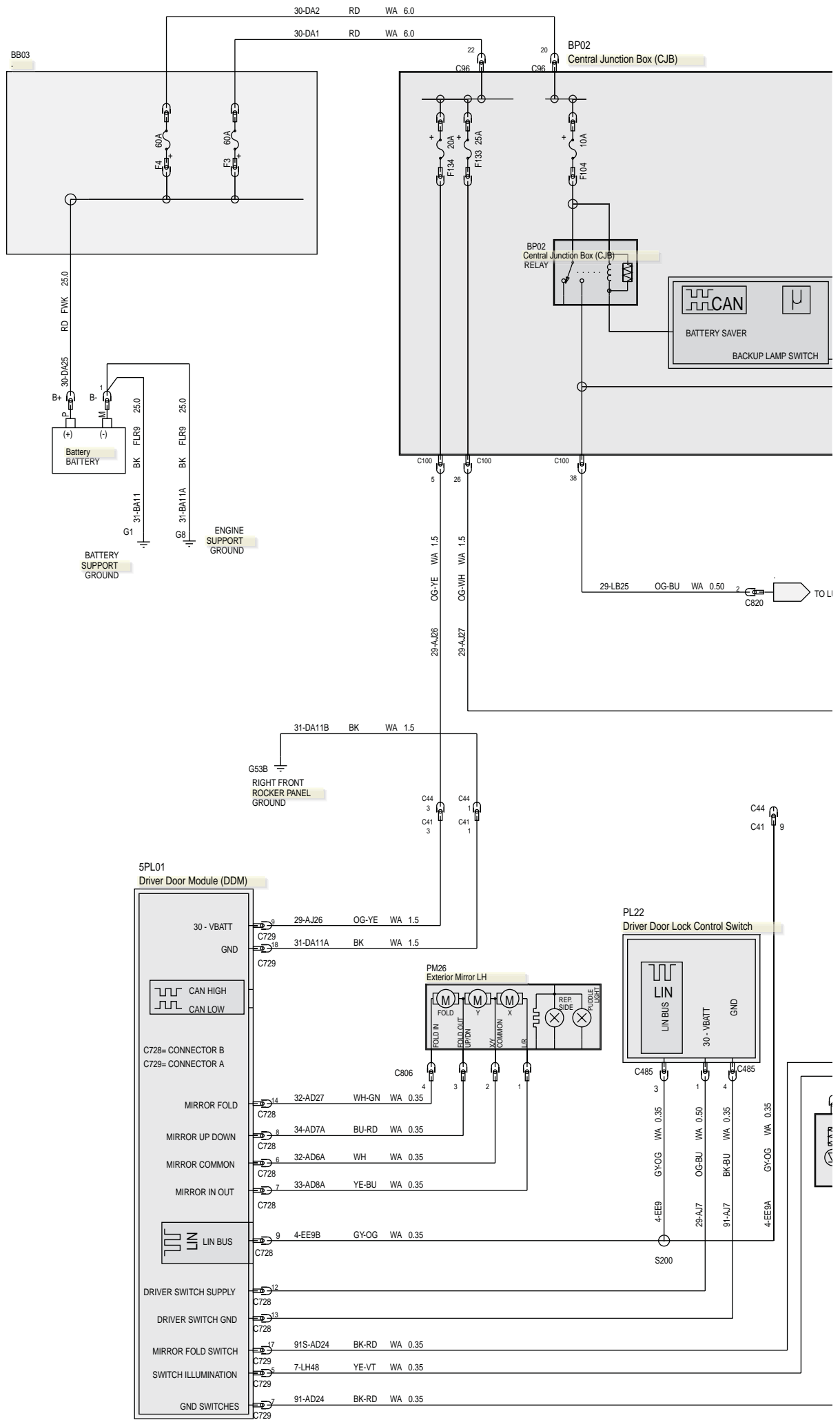
501-09-4 Power Exterior Mirrors—LHD 4WD/LHD FWD



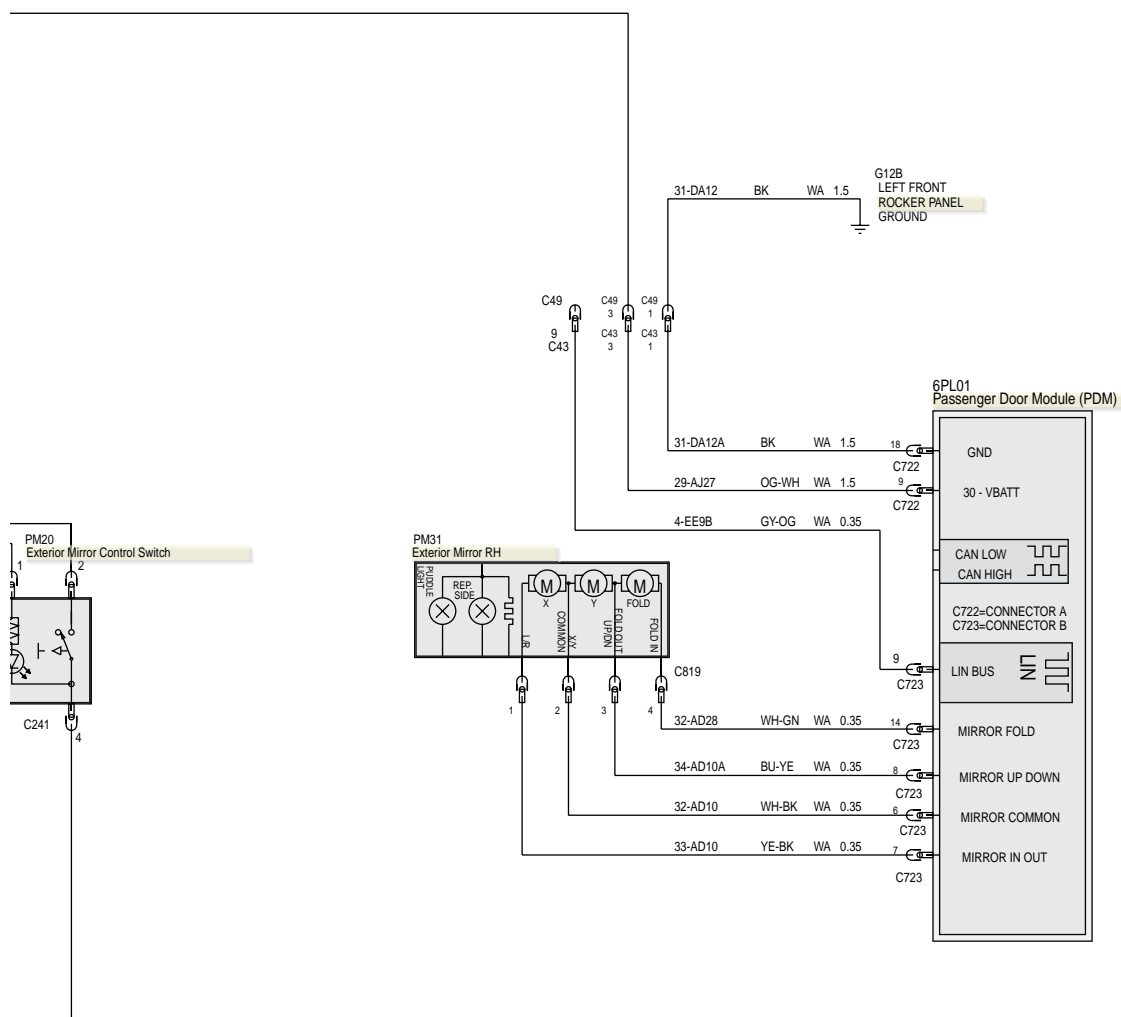
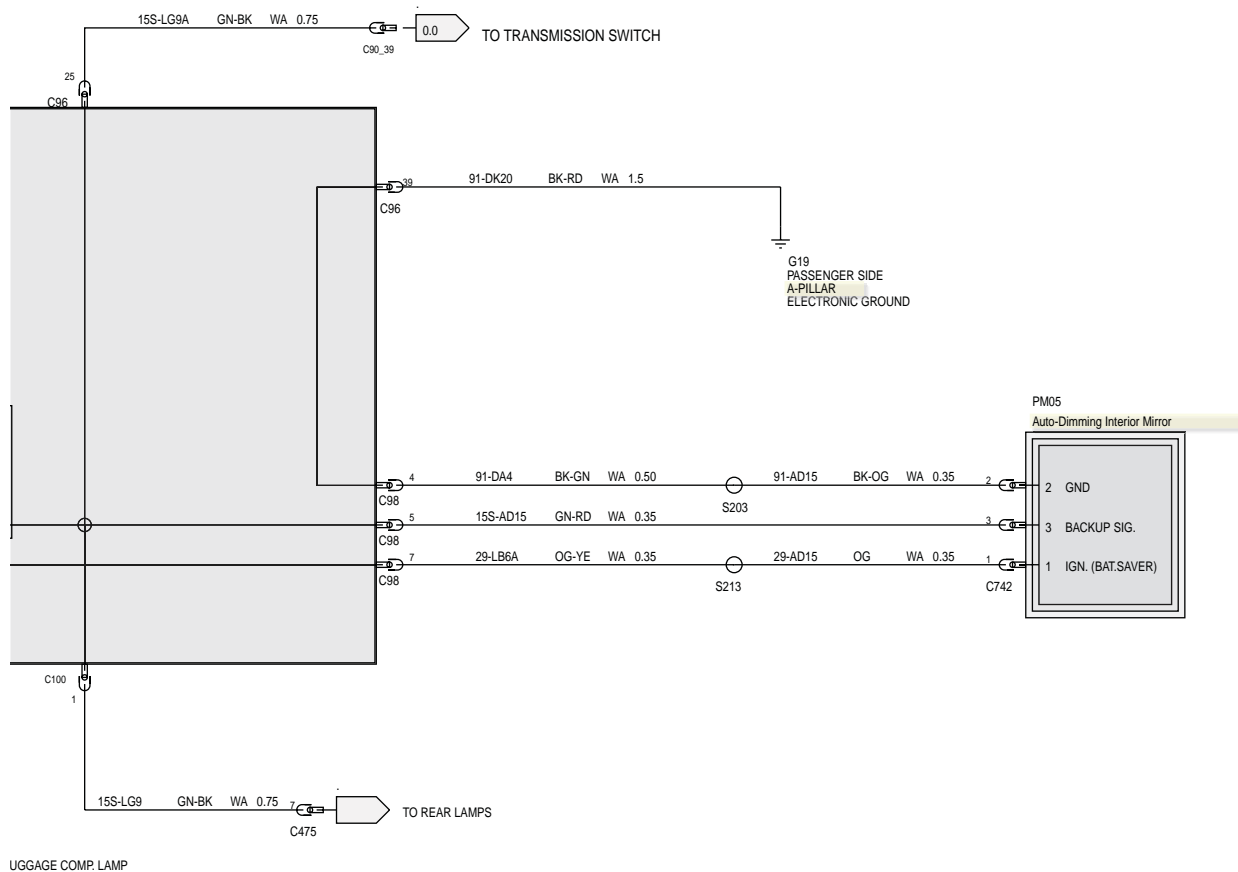
501-09-5 Power Exterior Mirrors—LHD 4WD/LHD FWD



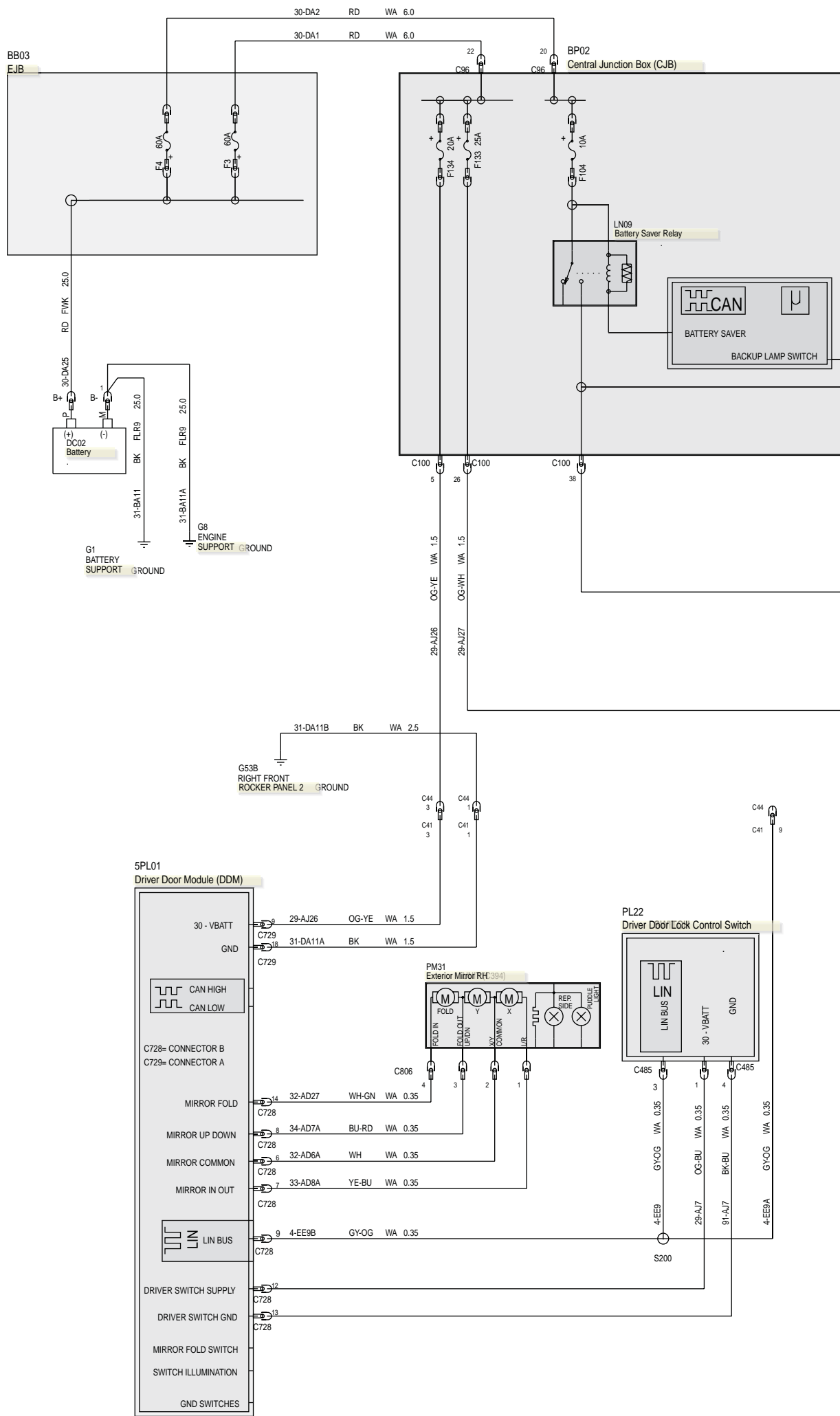
501-09-6 Power Exterior Mirrors—RHD 4WD/RHD FWD



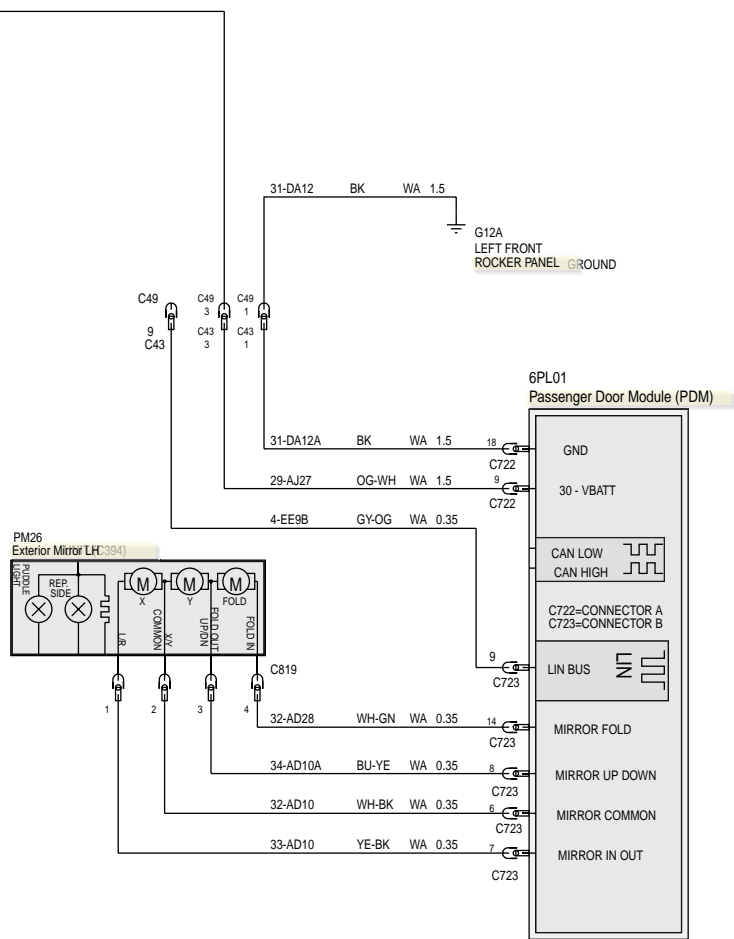
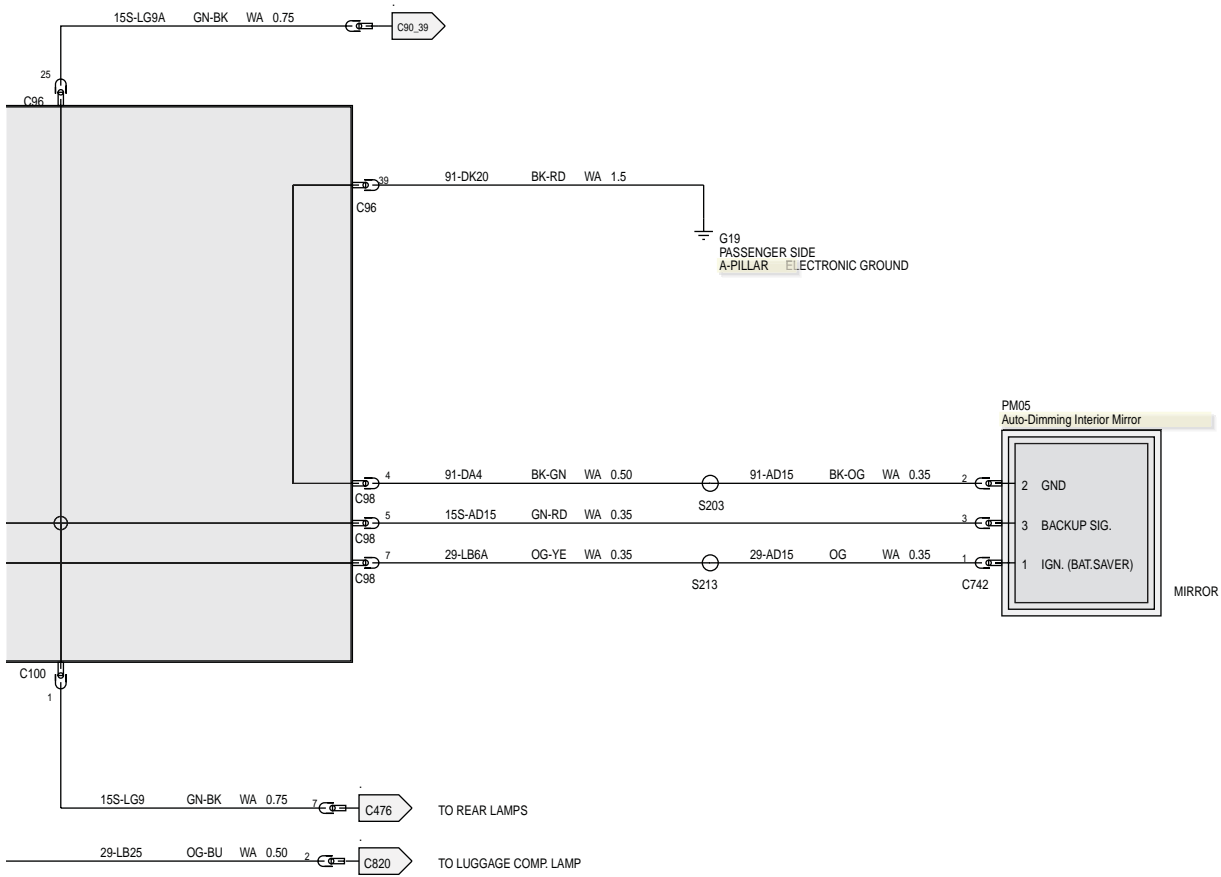
501-09-7 Power Exterior Mirrors—RHD 4WD/RHD FWD



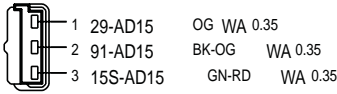
501-09-8 Power Exterior Mirrors—RHD 4WD/RHD FWD



501-09-9 Power Exterior Mirrors—RHD 4WD/RHD FWD

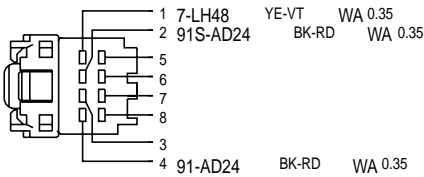


Auto-Dimming Interior Mirror (G1234684)



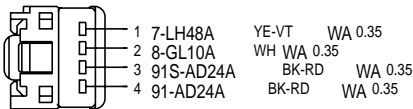
3M5T-14489-ACB
C742
TO ELECTRONIC INSIDE MIRROR UNIT
HARNESS 14335

Exterior Mirror Control Switch (G1234685)



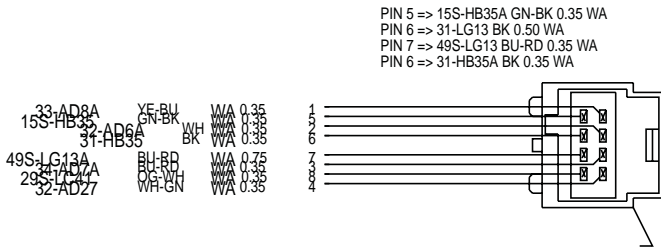
2L7T-14489-CA
C241
TO MIRROR FOLD SWITCH
HARNESS 14A584

Exterior Mirror Control Switch (G1234686)



1L2T-14489-GB
C243
TO MIRROR FOLD & INTERIOR SCANNING SWITCH
HARNESS 14A584

Exterior Mirror LH (G1234687)



PIN 5 => 15S-HB35A GN-BK 0.35 WA
PIN 6 => 31-LG13 BK 0.50 WA
PIN 7 => 49S-LG13 BU-RD 0.35 WA
PIN 8 => 31-HB35A BK 0.35 WA

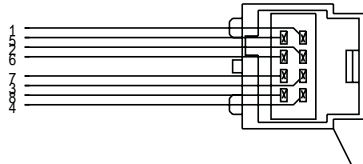
2L1T-14A624-SA
C806
TO DRIVER SIDE MIRROR UNIT
HARNESS 14A584



Exterior Mirror RH (G1234688)

PIN 5 => 15S-HB36 GN-OG 0.35 WA
PIN 6 => 31-LG20 BK 0.50 WA
PIN 7 => 49S-LG20A BU-WH 0.75 WA
PIN 6 => 31-HB36 BK 0.35 WA

33-AD10	YE-BK	WA 0.35
15S-HB36A	GN-OG	WA 0.35
32-AD10	WH-BK	WA 0.35
31-HB36A	BK	WA 0.35
49S-LG20	BU-WH	WA 0.35
31-LG20A	OG-YE	WA 0.35
32-AD28	WH-GN	WA 0.35



2L1T-14A624-SA
C819
TO PASSENGER SIDE MIRROR UNIT
HARNESS 14K138

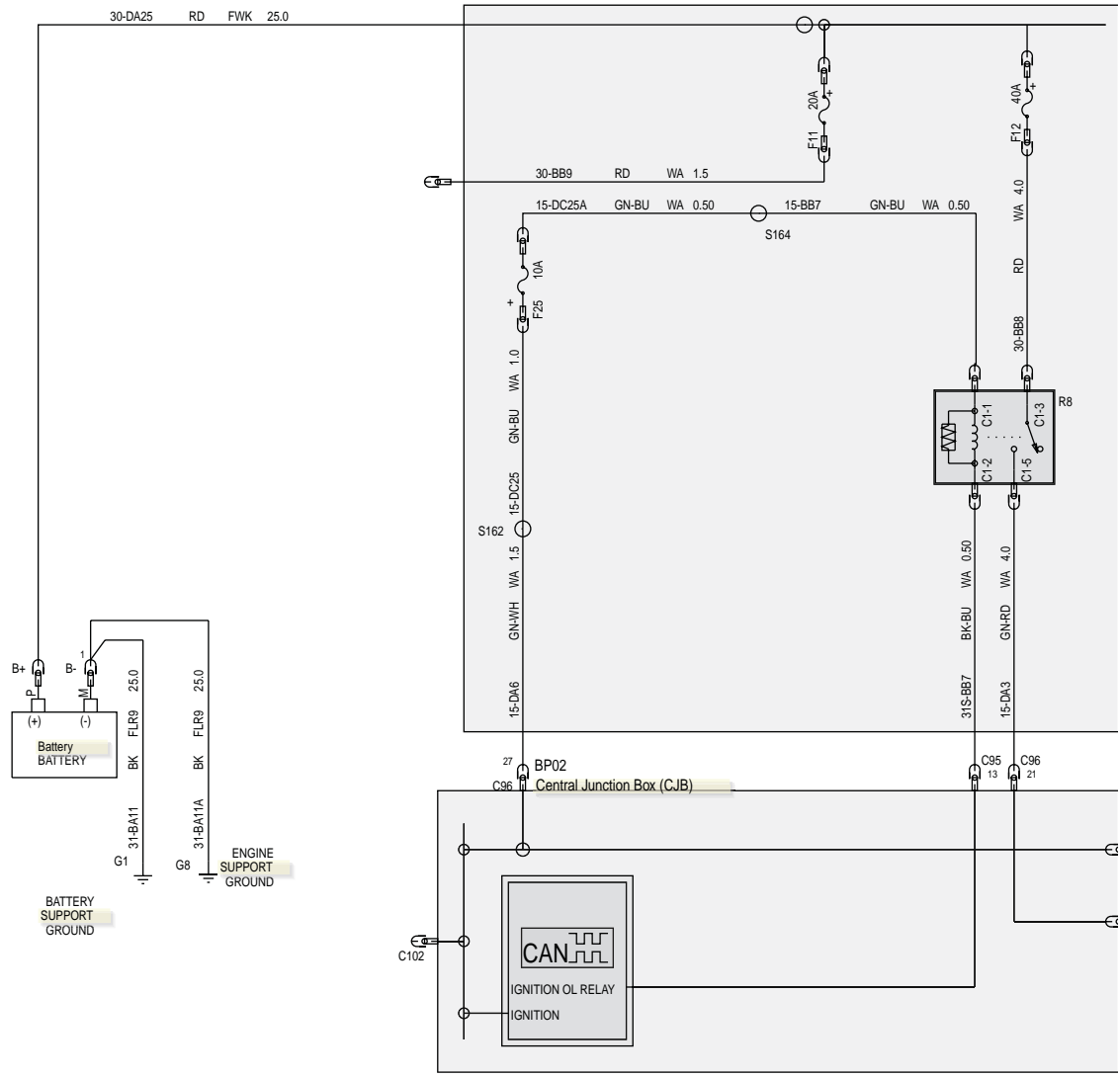


SECTION 501-10 Seating

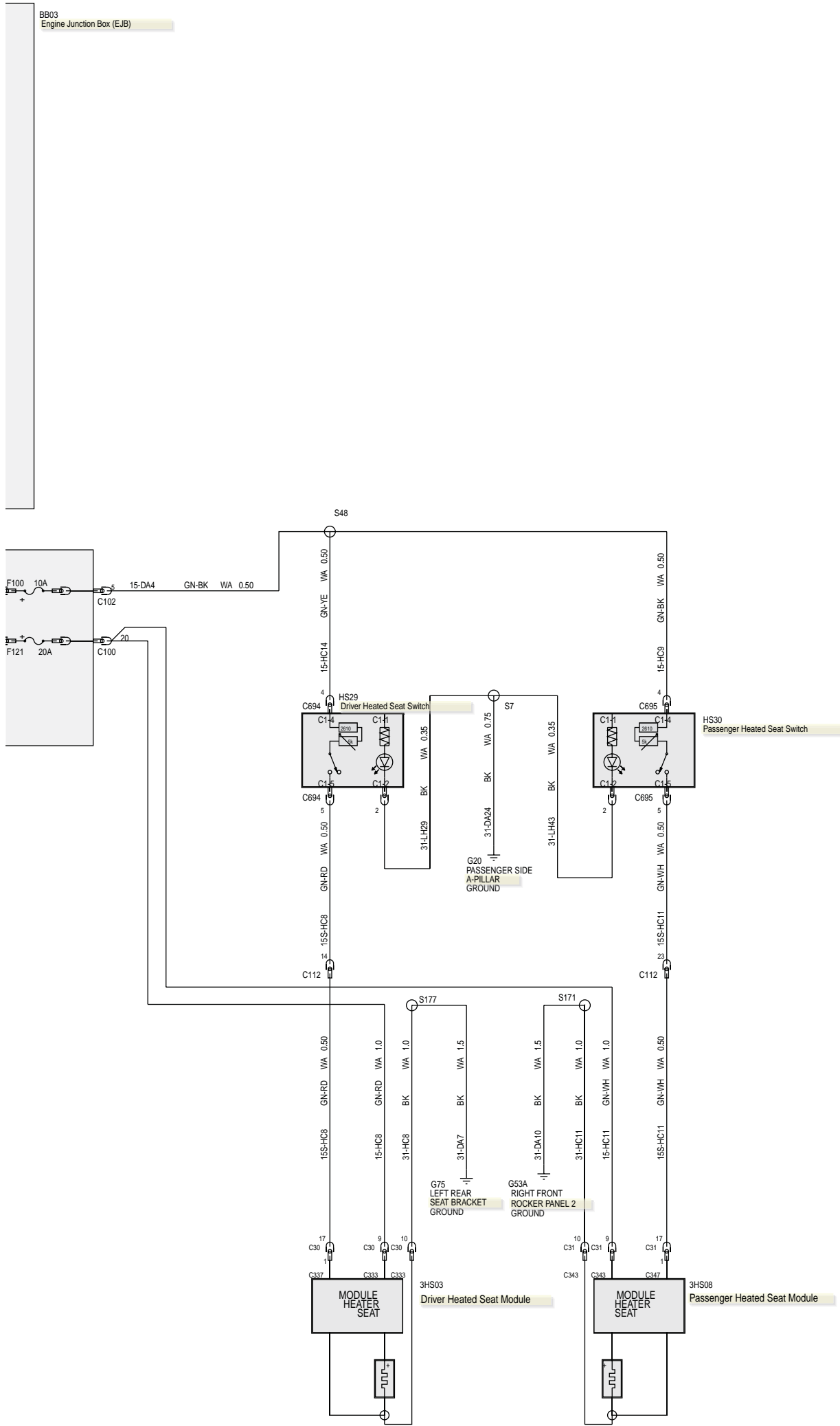
VEHICLE APPLICATION: 2011.0 Kuga

CONTENTS	PAGE
ELECTRICAL SCHEMATICS	
Heated Seats — LHD 4WD/LHD FWD.....	501-10-2
Heated Seats — RHD 4WD/RHD FWD.....	501-10-4
Power Seats — LHD 4WD/LHD FWD.....	501-10-6
Power Seats — RHD 4WD/RHD FWD.....	501-10-8
ELECTRICAL CONNECTORS	
Driver Heated Seat Module.....	501-10-10
Driver Heated Seat Module.....	501-10-10
Driver Heated Seat Switch.....	501-10-10
Driver Seat.....	501-10-11
Driver Seat.....	501-10-11
Driver Seat.....	501-10-11
Driver Seat.....	501-10-11
Driver Seat.....	501-10-11
Driver Seat.....	501-10-11
Driver Seat.....	501-10-12
Driver Seat.....	501-10-12
Driver Seat.....	501-10-12
Passenger Heated Seat Module.....	501-10-12
Passenger Heated Seat Module.....	501-10-13
Passenger Heated Seat Switch.....	501-10-13
Seat Occupant Sensor.....	501-10-13

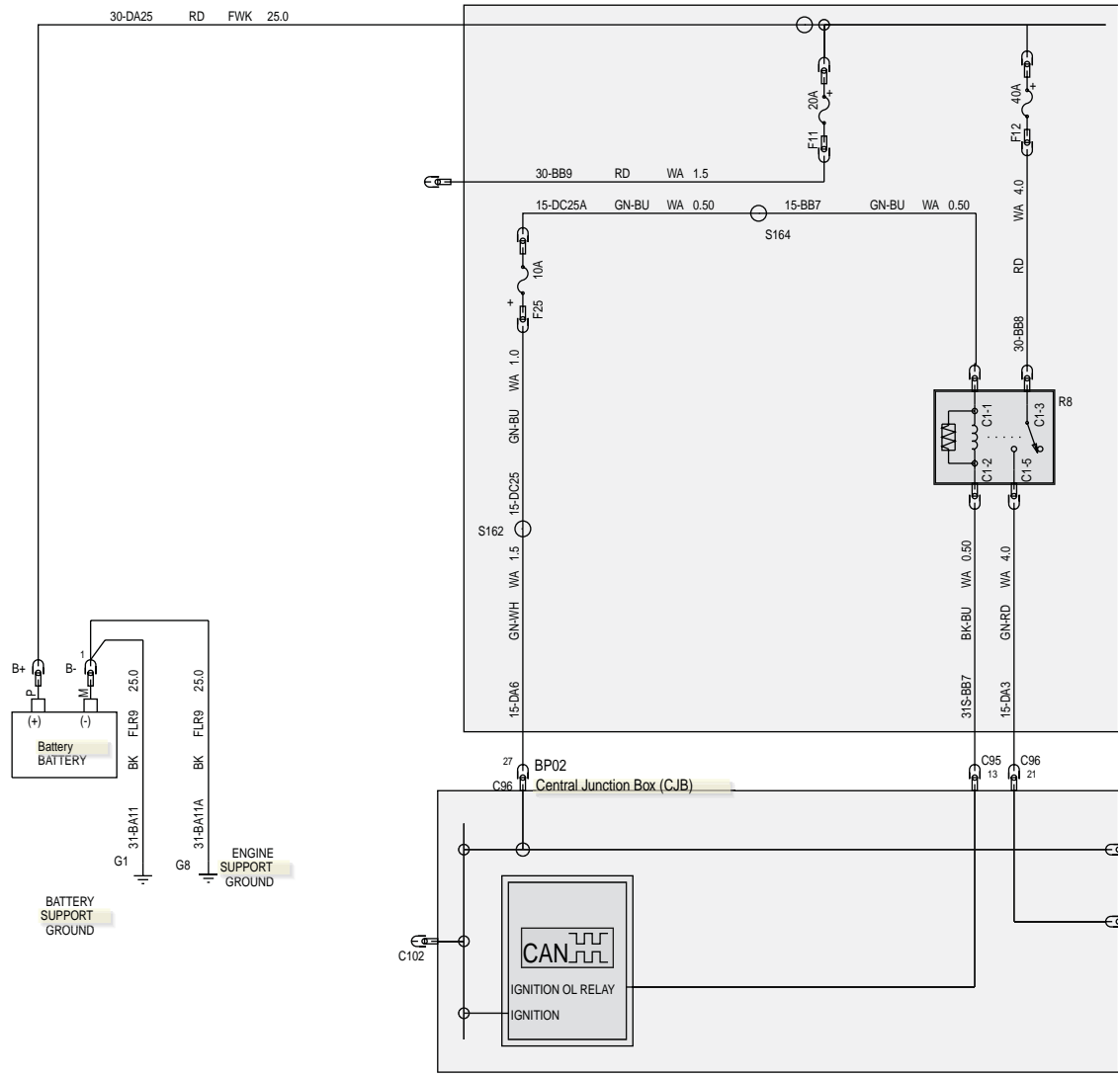
501-10-2 Heated Seats—LHD 4WD/LHD FWD



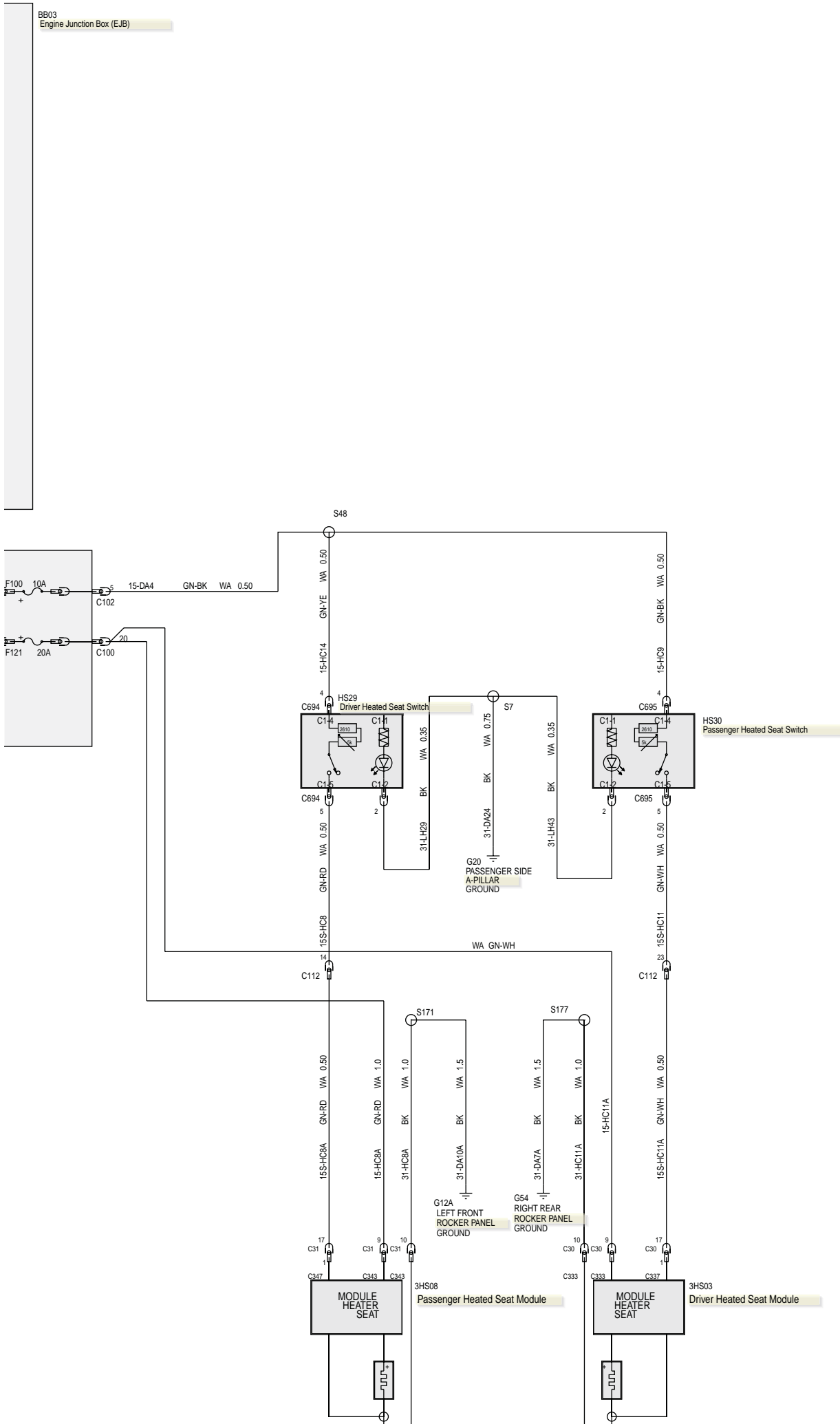
501-10-3 Heated Seats—LHD 4WD/LHD FWD



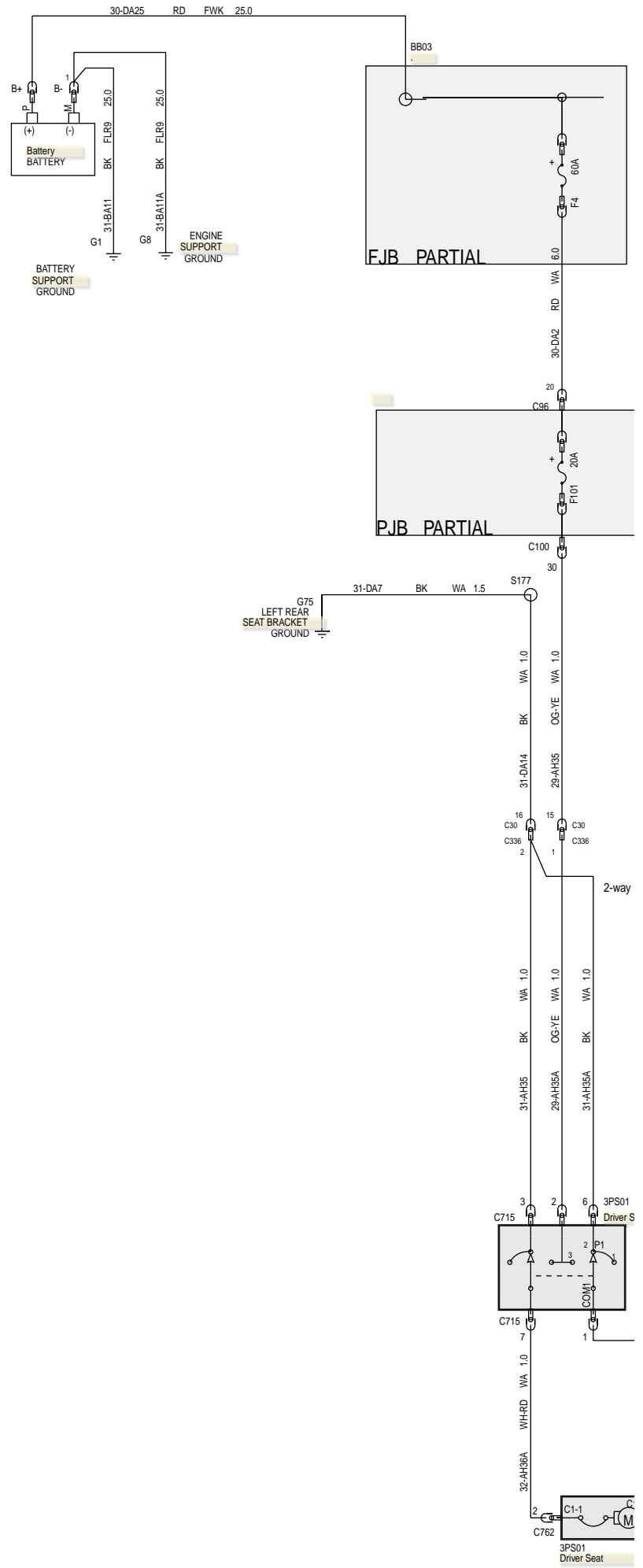
501-10-4 Heated Seats—RHD 4WD/RHD FWD



501-10-5 Heated Seats—RHD 4WD/RHD FWD



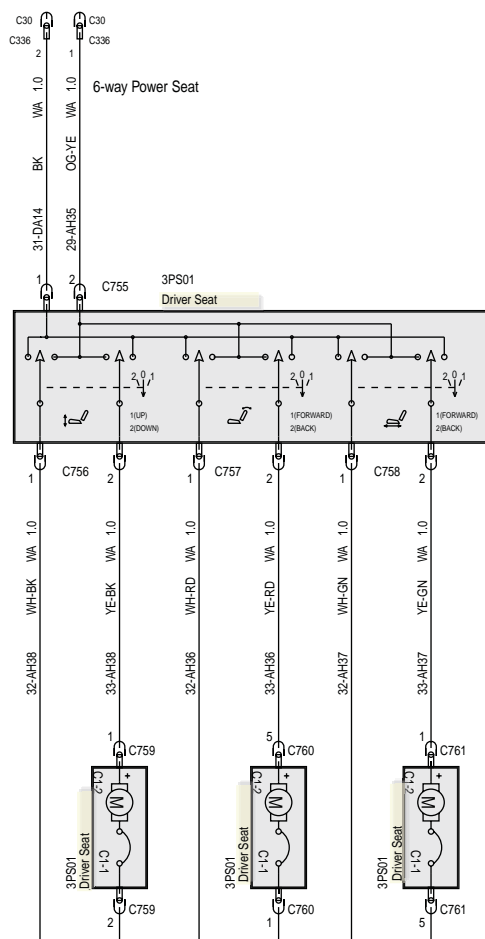
501-10-6 Power Seats—LHD 4WD/LHD FWD



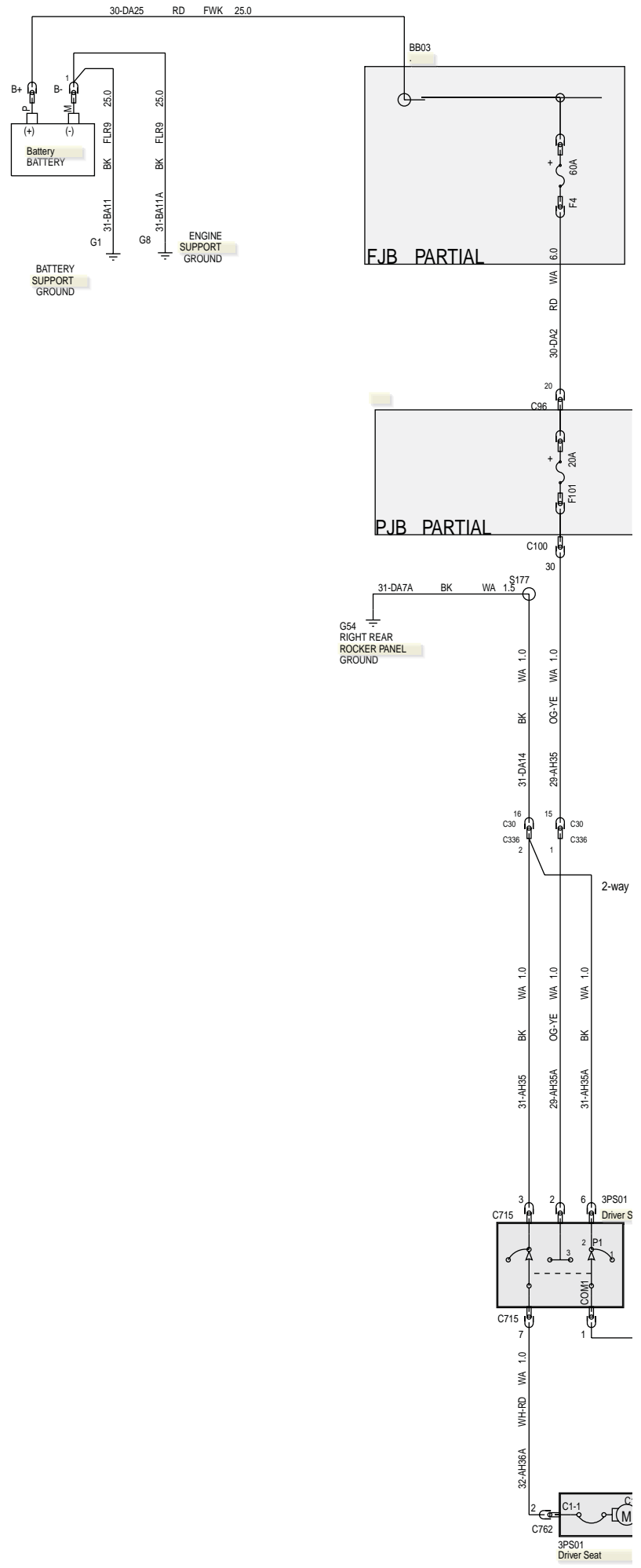
501-10-7 Power Seats—LHD 4WD/LHD FWD

Power Seat

Seat



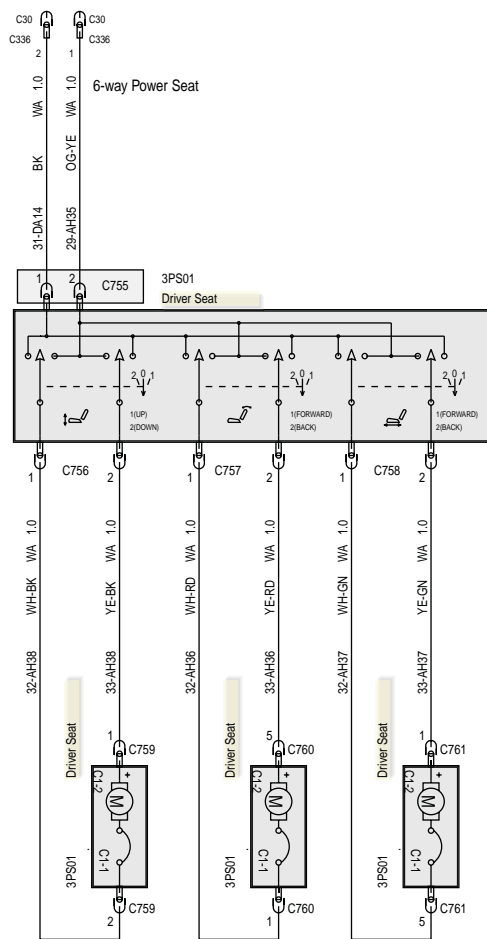
501-10-8 Power Seats—RHD 4WD/RHD FWD



501-10-9 Power Seats—RHD 4WD/RHD FWD


Power Seat

Seat






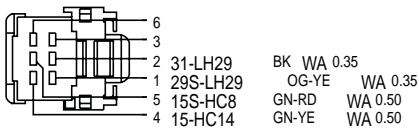
Driver Heated Seat Module (G1234705)



Driver Heated Seat Module (G1234713)



Driver Heated Seat Switch (G1234714)



2S6T-14489-FA

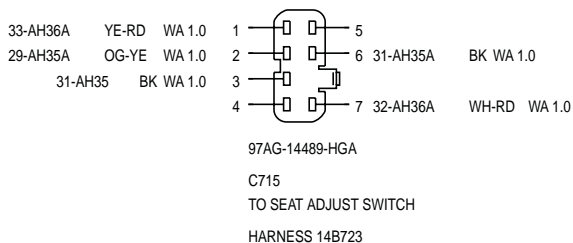
C694

TO LEFT HEATED SEATS SWITCH

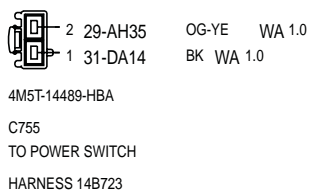
HARNES 14401



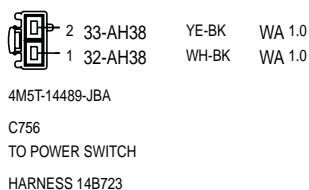
Driver Seat (G1234715)



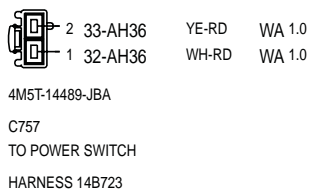
Driver Seat (G1234716)



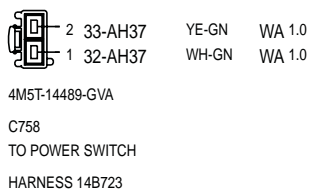
Driver Seat (G1245482)



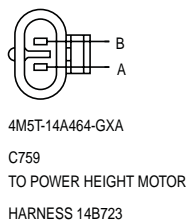
Driver Seat (G1239891)



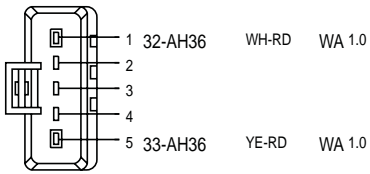
Driver Seat (G1239892)



Driver Seat (G1239893)

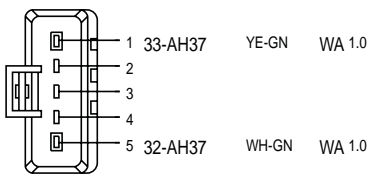


Driver Seat (G1239894)



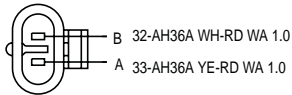
4M5T-14489-UEA
C760
TO POWER RECLINER MOTOR
HARNESS 14B723

Driver Seat (G1239895)




4M5T-14489-VEA
C761
TO POWER RECLINER MOTOR
HARNESS 14B723

Driver Seat (G1245483)




4M5T-14A464-GXA
C762
TO DRIVER SEAT BACK MOTOR
HARNESS 14B723

Passenger Heated Seat Module (G1234717)

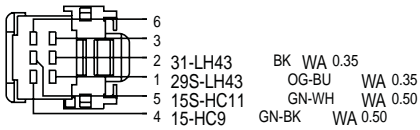




Passenger Heated Seat Module (G1234718)



Passenger Heated Seat Switch (G1234719)




2S6T-14489-FA

C695

TO RIGHT HEATED SEATS SWITCH

HARNESS 14401

Seat Occupant Sensor (G1376018)

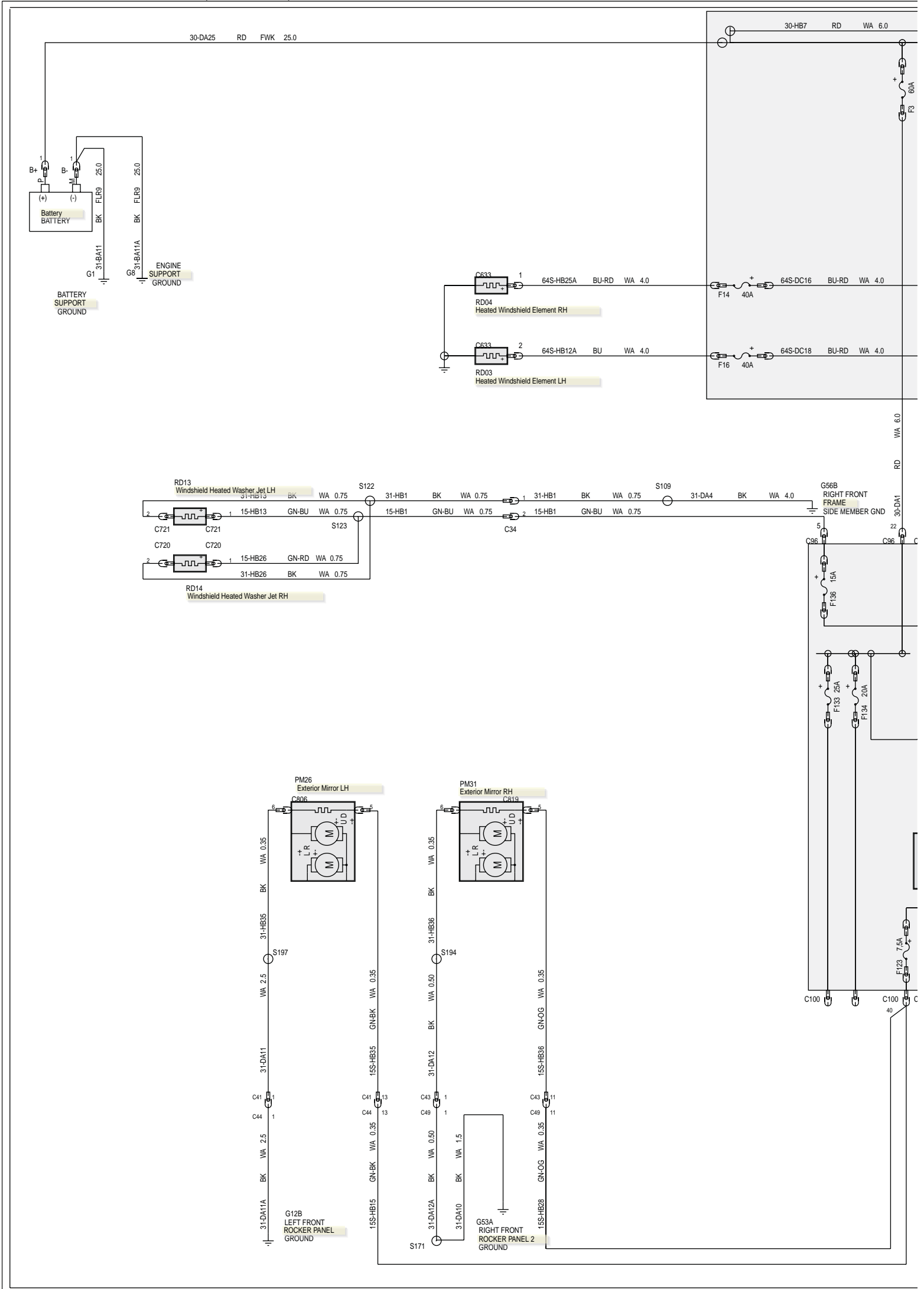


SECTION 501-11 Glass, Frames and Mechanisms

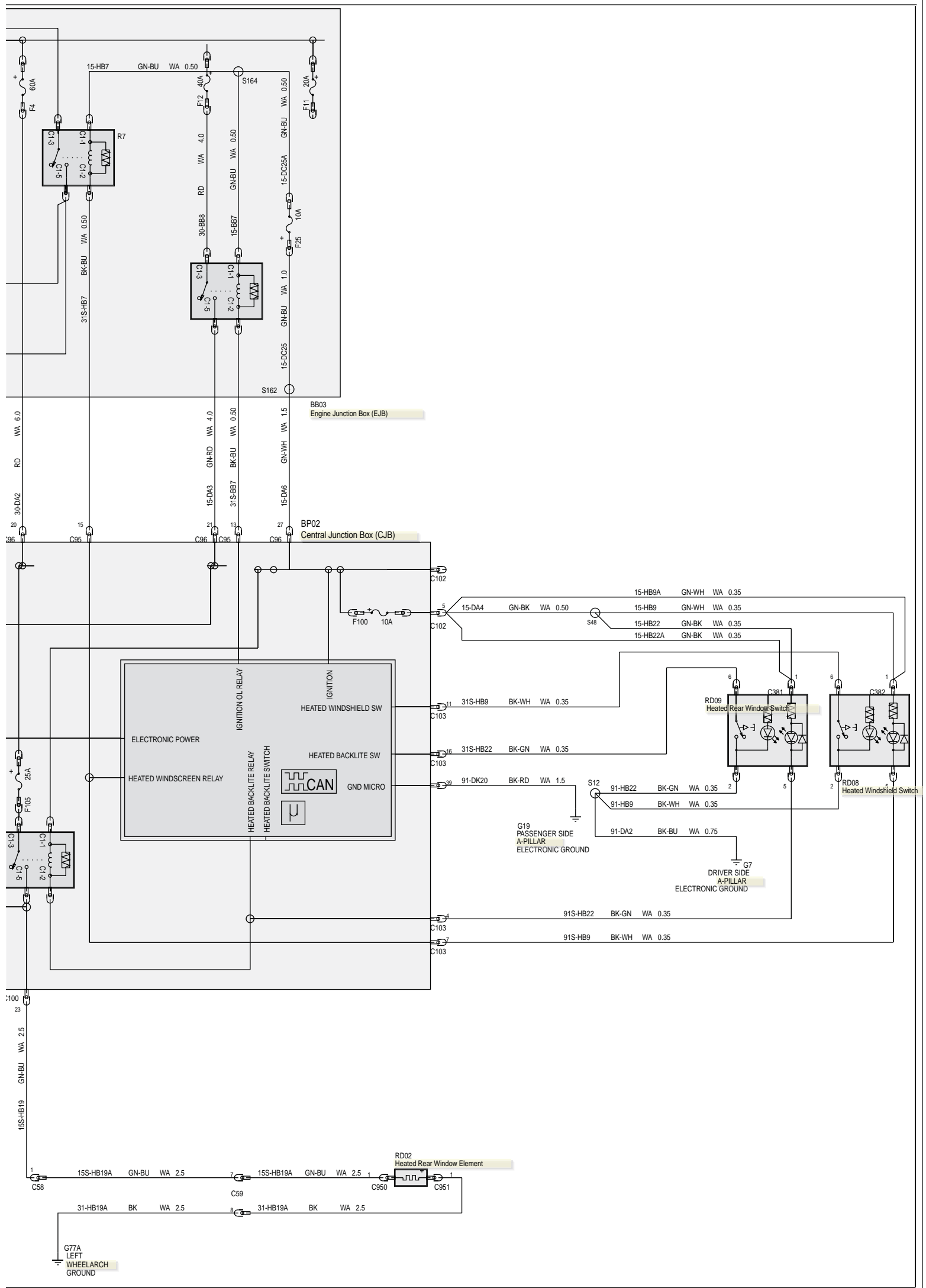
VEHICLE APPLICATION: 2011.0 Kuga

CONTENTS	PAGE
ELECTRICAL SCHEMATICS	
Heated Windshield, Rear Window, Exterior Mirrors and Washer Jets — Vehicles Without: Door Module.....	501-11-2
Heated Windshield, Rear Window, Exterior Mirrors and Washer Jets — Vehicles Without: Door Module.....	501-11-4
Heated Windshield, Rear Window, Exterior Mirrors and Washer Jets — Vehicles With: Door Module.....	501-11-6
Heated Windshield, Rear Window, Exterior Mirrors and Washer Jets — Vehicles With: Door Module.....	501-11-8
Power Windows — LHD 4WD/LHD FWD.....	501-11-10
Power Windows — RHD 4WD/RHD FWD.....	501-11-12
ELECTRICAL CONNECTORS	
Driver Door Lock Control Switch.....	501-11-14
Heated Rear Window Element.....	501-11-14
Heated Rear Window Element.....	501-11-14
Heated Rear Window Switch.....	501-11-14
Heated Windshield Element.....	501-11-14
Heated Windshield Relay.....	501-11-15
Heated Windshield Switch and Heated Rear Window Switch Assembly.....	501-11-15
Passenger Door Window Control Switch.....	501-11-15
Rear Door Window Control Switch.....	501-11-15

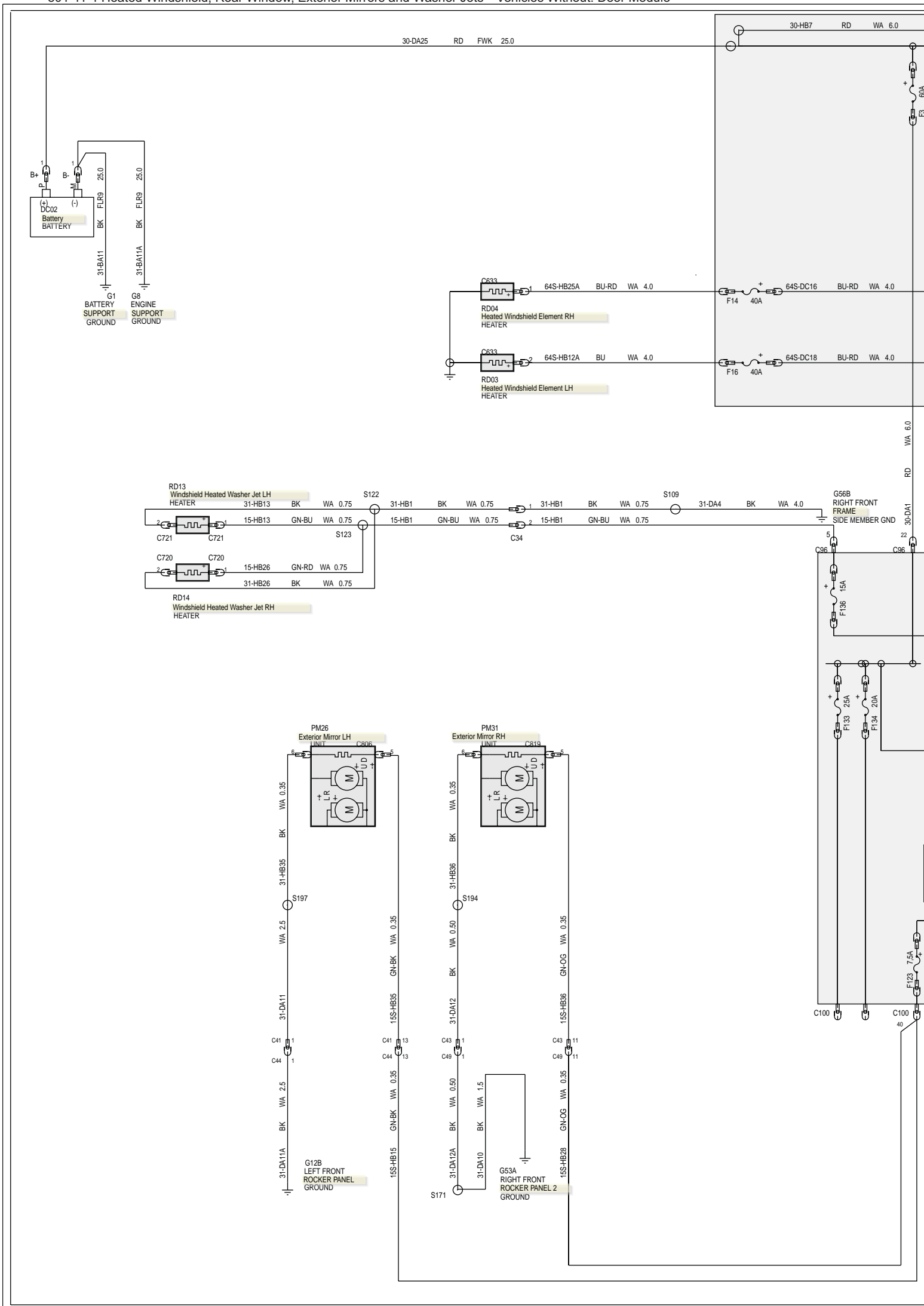
501-11-2 Heated Windshield, Rear Window, Exterior Mirrors and Washer Jets—Vehicles Without: Door Module



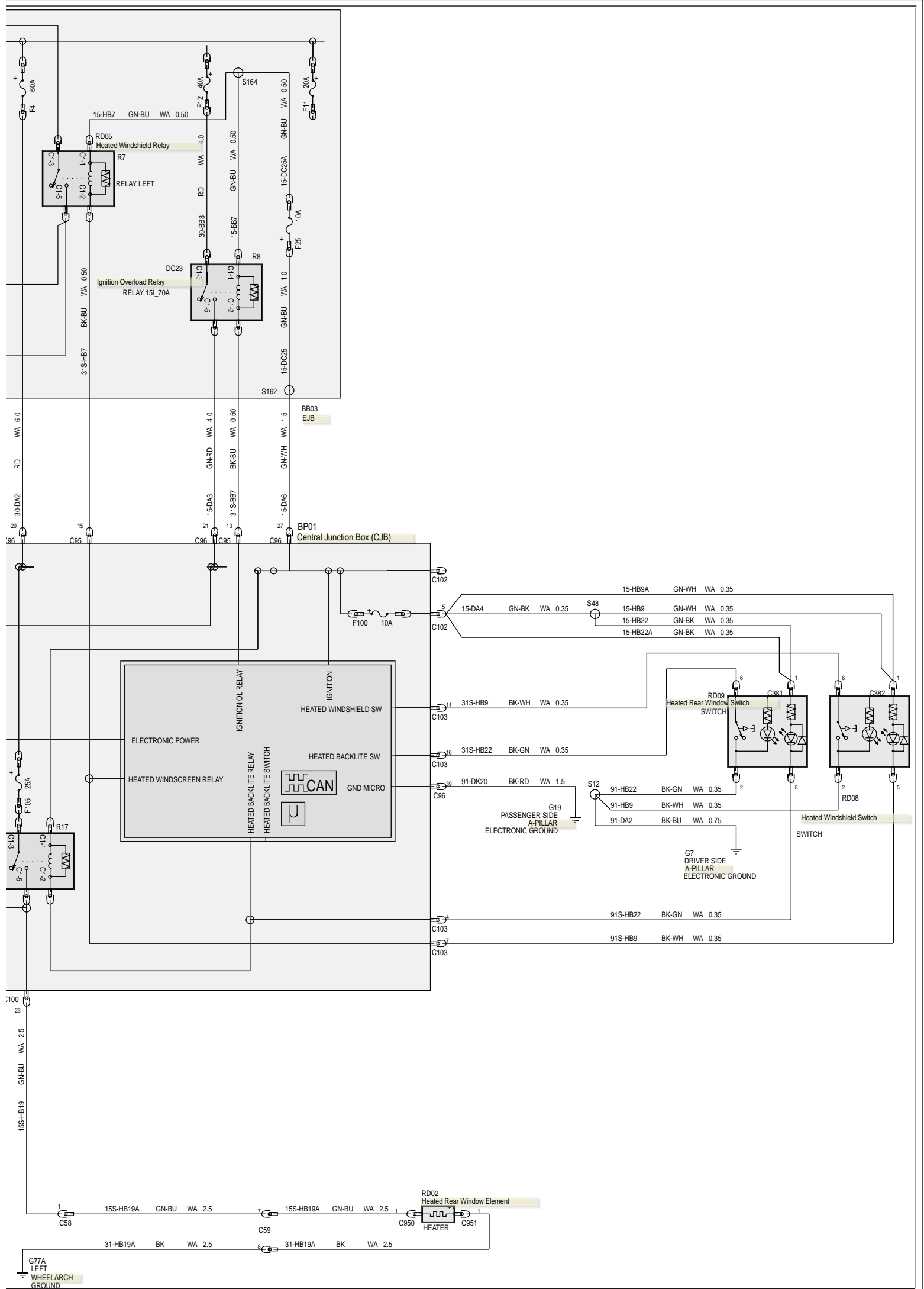
501-11-3 Heated Windshield, Rear Window, Exterior Mirrors and Washer Jets—Vehicles Without: Door Module



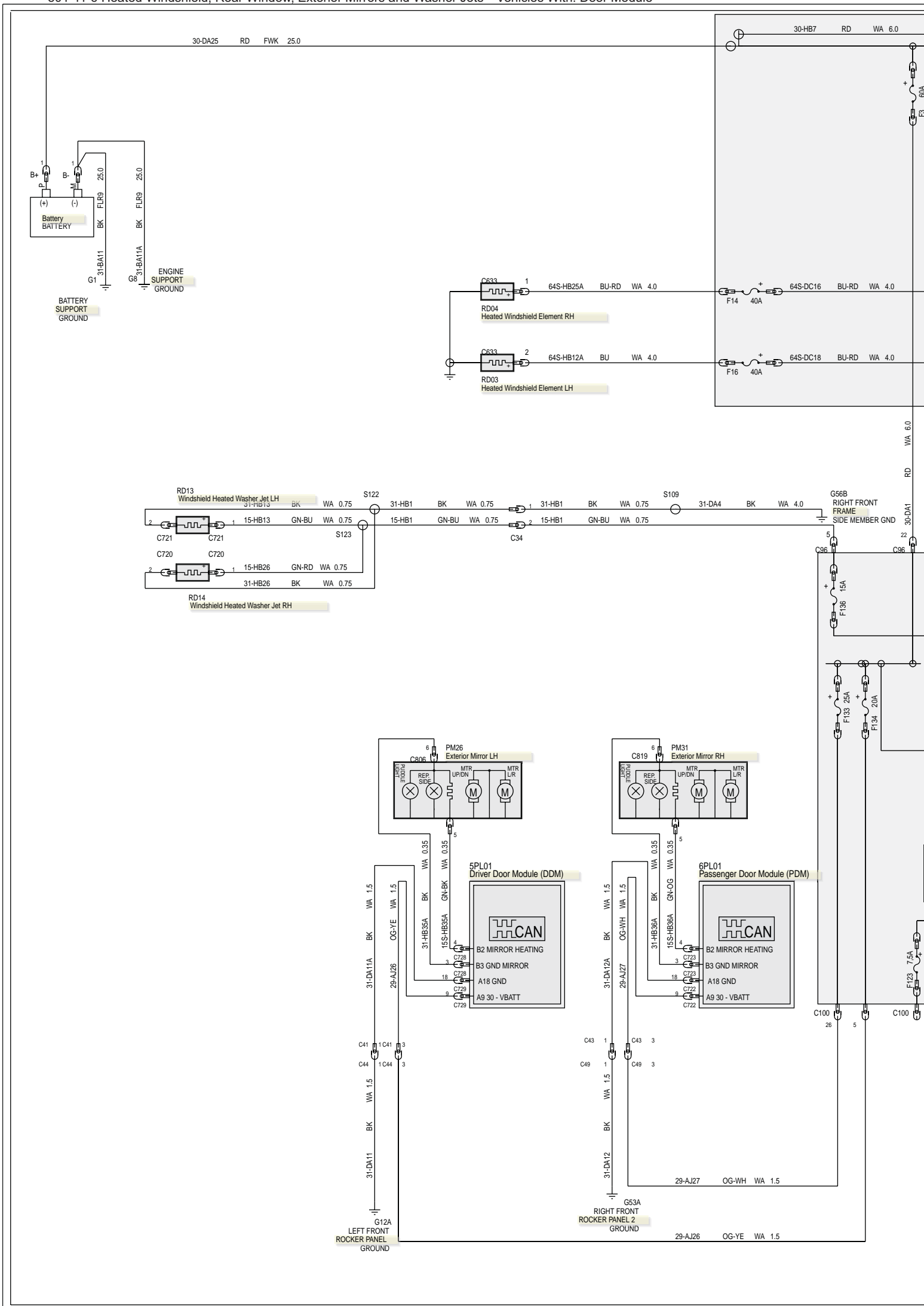
501-11-4 Heated Windshield, Rear Window, Exterior Mirrors and Washer Jets—Vehicles Without: Door Module



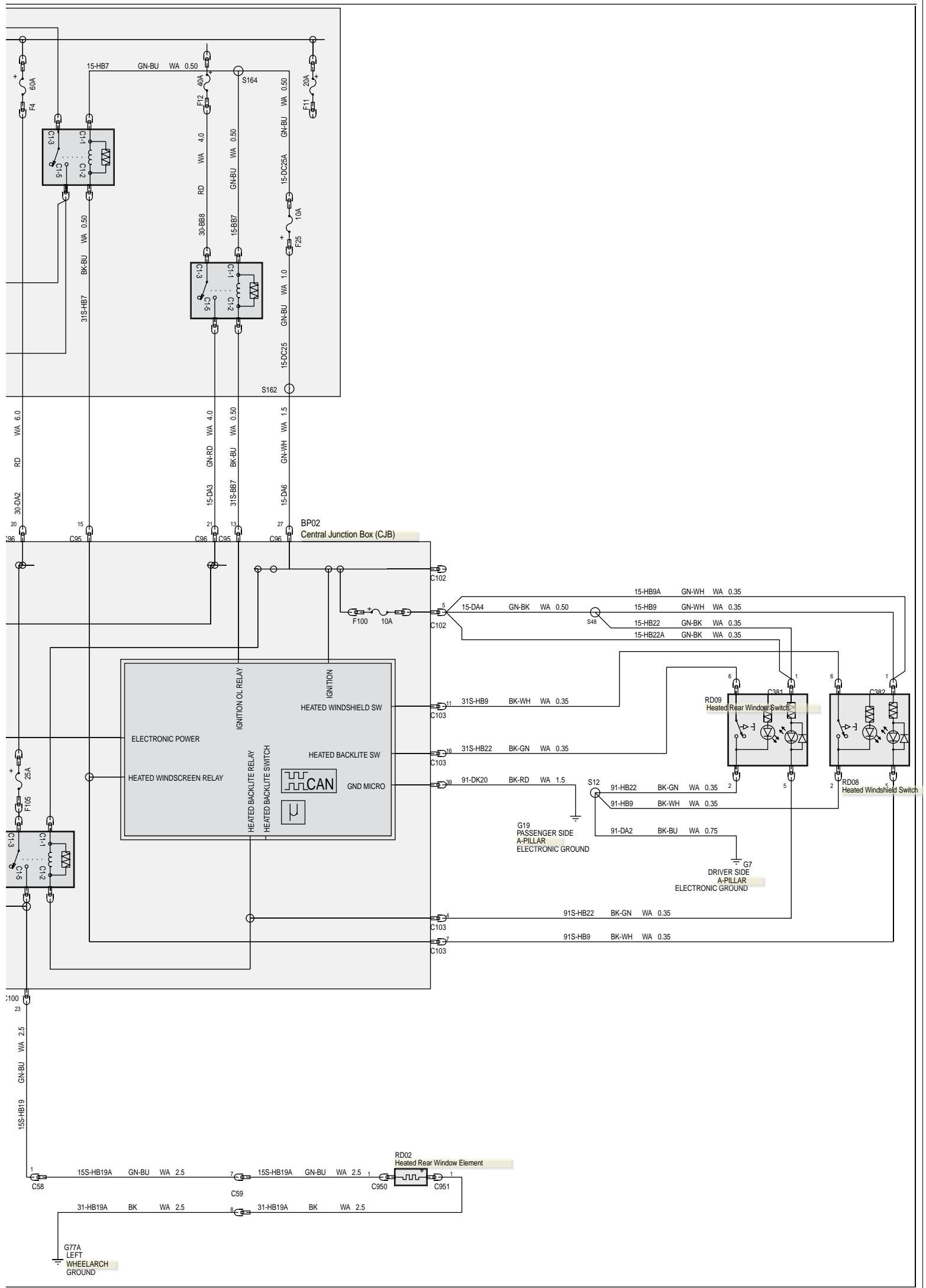
501-11-5 Heated Windshield, Rear Window, Exterior Mirrors and Washer Jets—Vehicles Without: Door Module



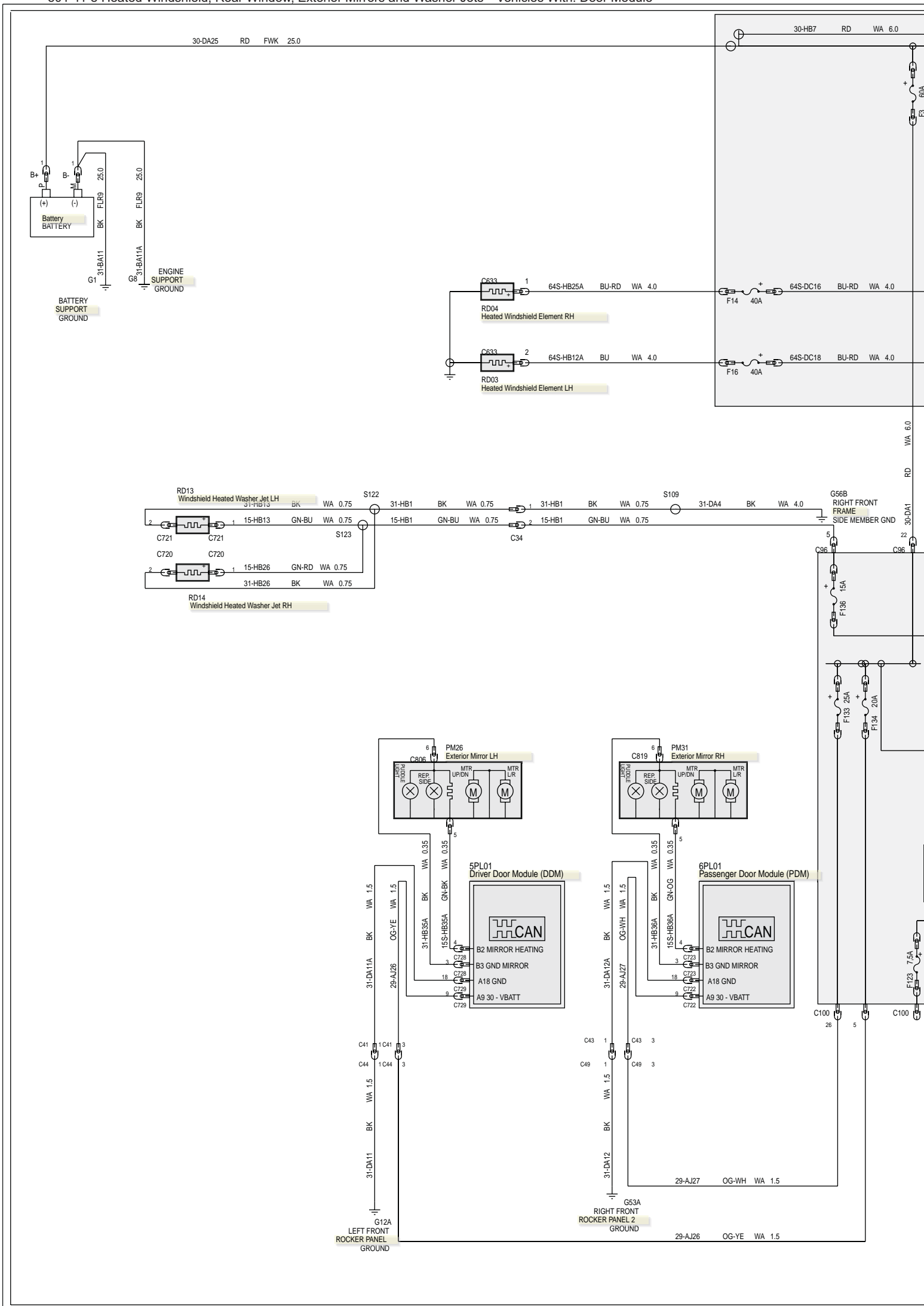
501-11-6 Heated Windshield, Rear Window, Exterior Mirrors and Washer Jets—Vehicles With: Door Module



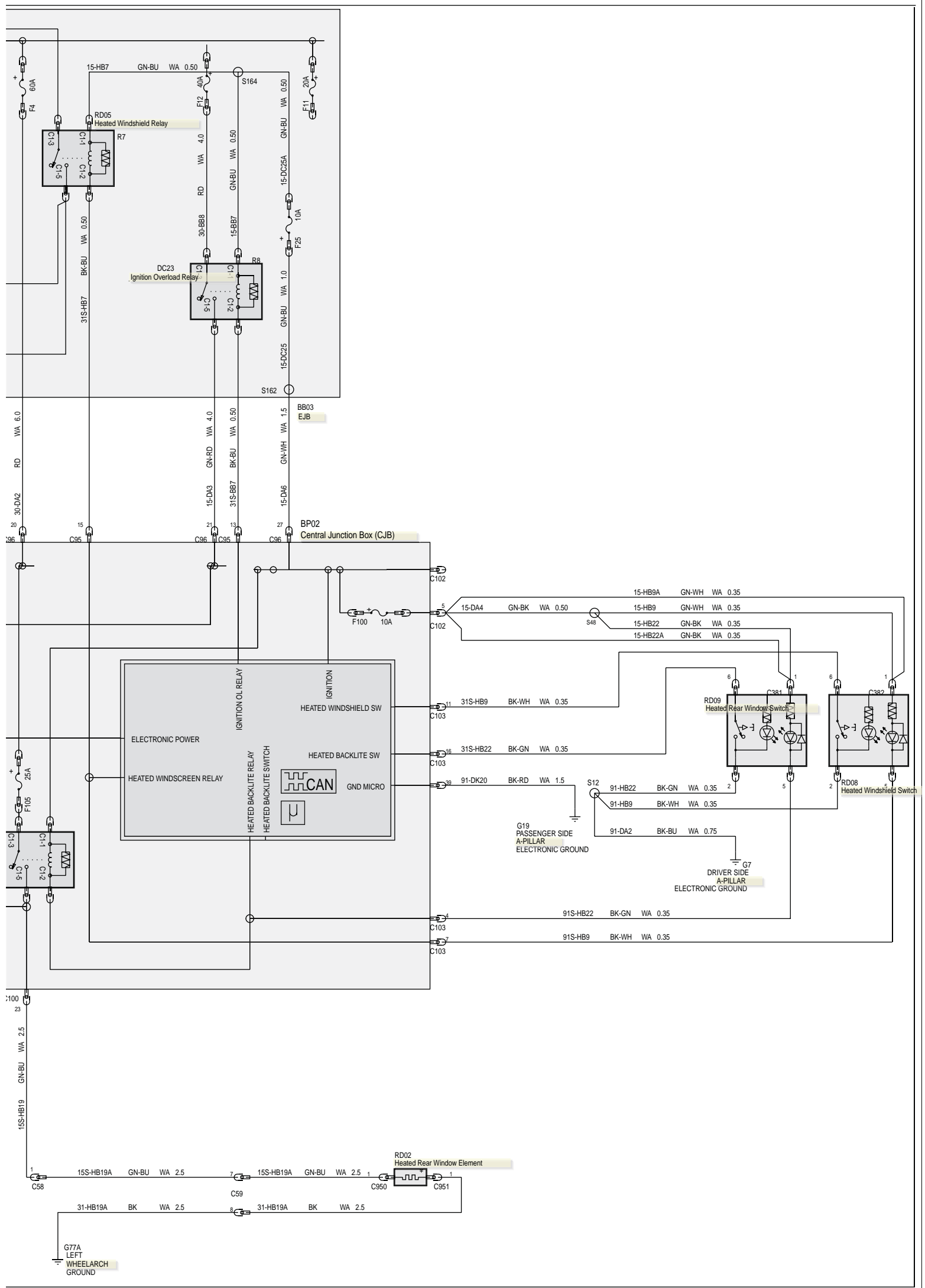
501-11-7 Heated Windshield, Rear Window, Exterior Mirrors and Washer Jets—Vehicles With: Door Module



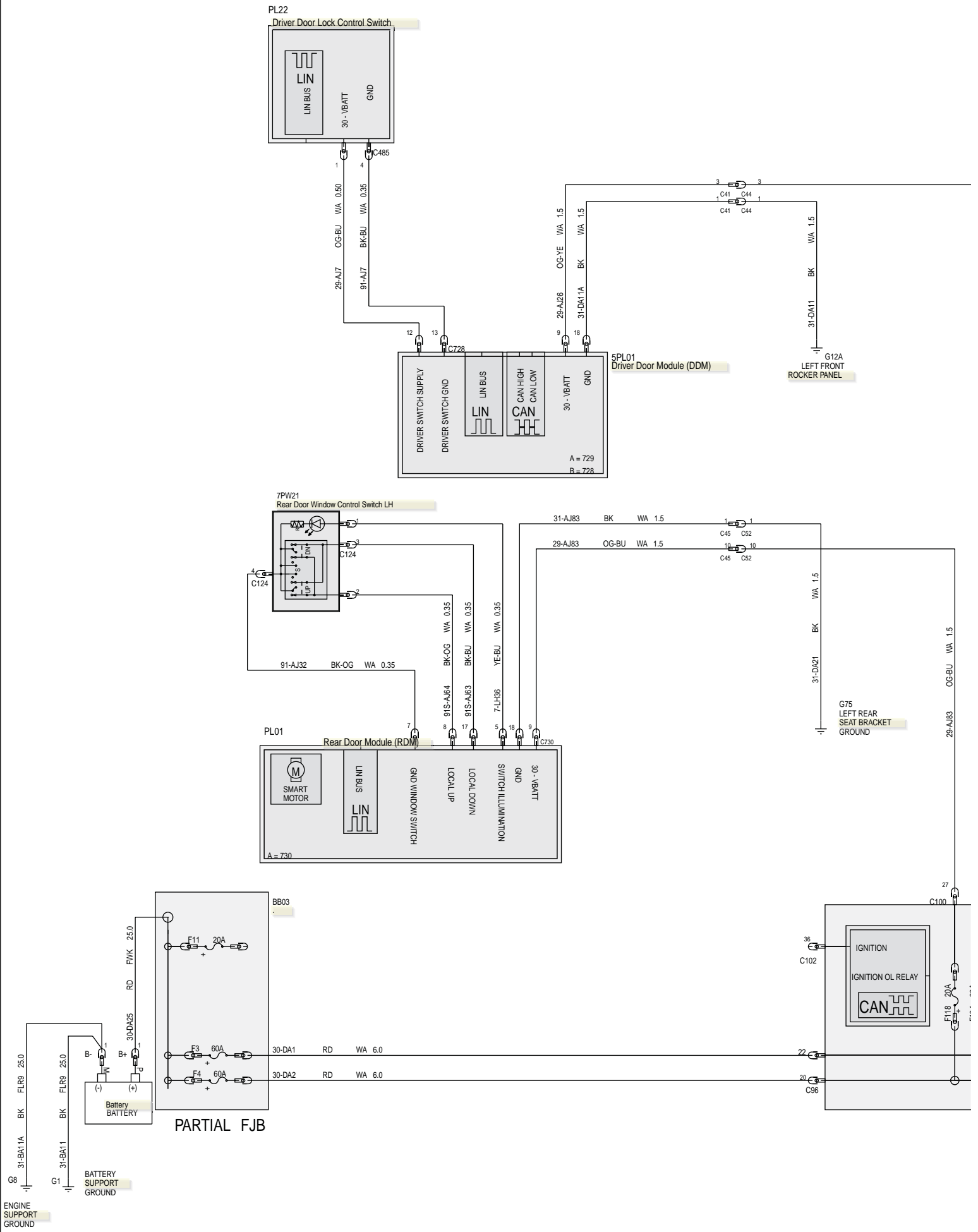
501-11-8 Heated Windshield, Rear Window, Exterior Mirrors and Washer Jets—Vehicles With: Door Module



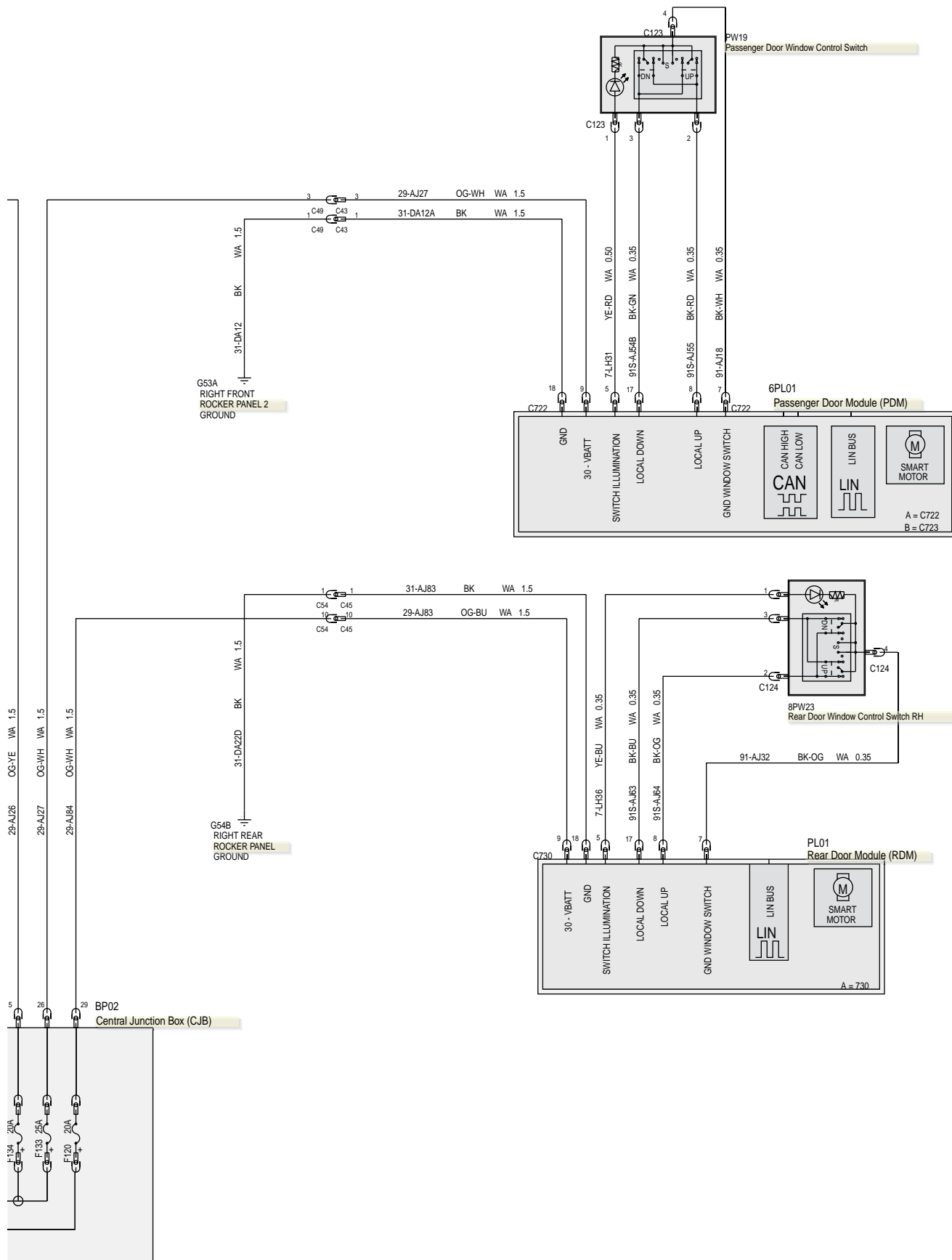
501-11-9 Heated Windshield, Rear Window, Exterior Mirrors and Washer Jets—Vehicles With: Door Module



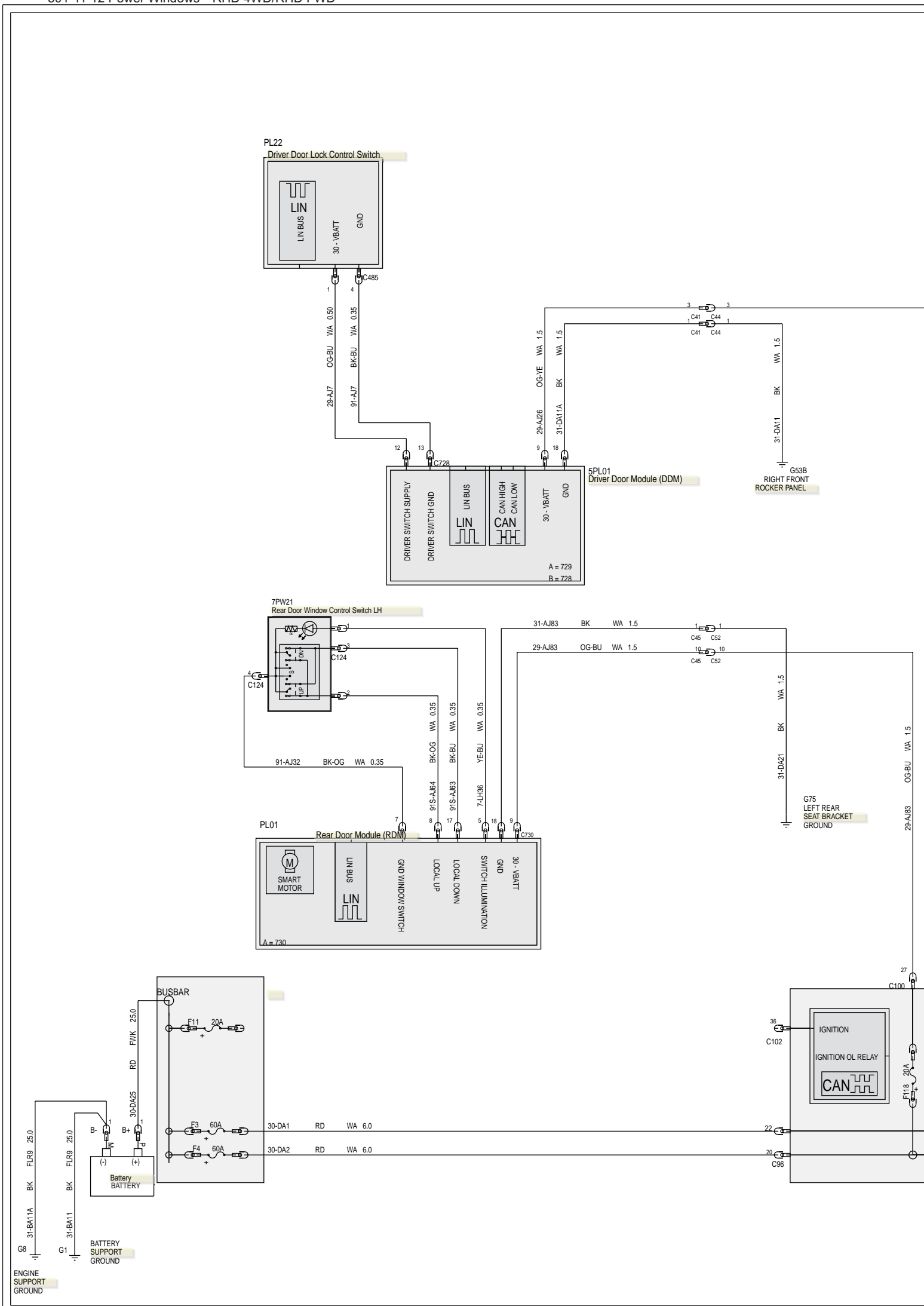
501-11-10 Power Windows—LHD 4WD/LHD FWD



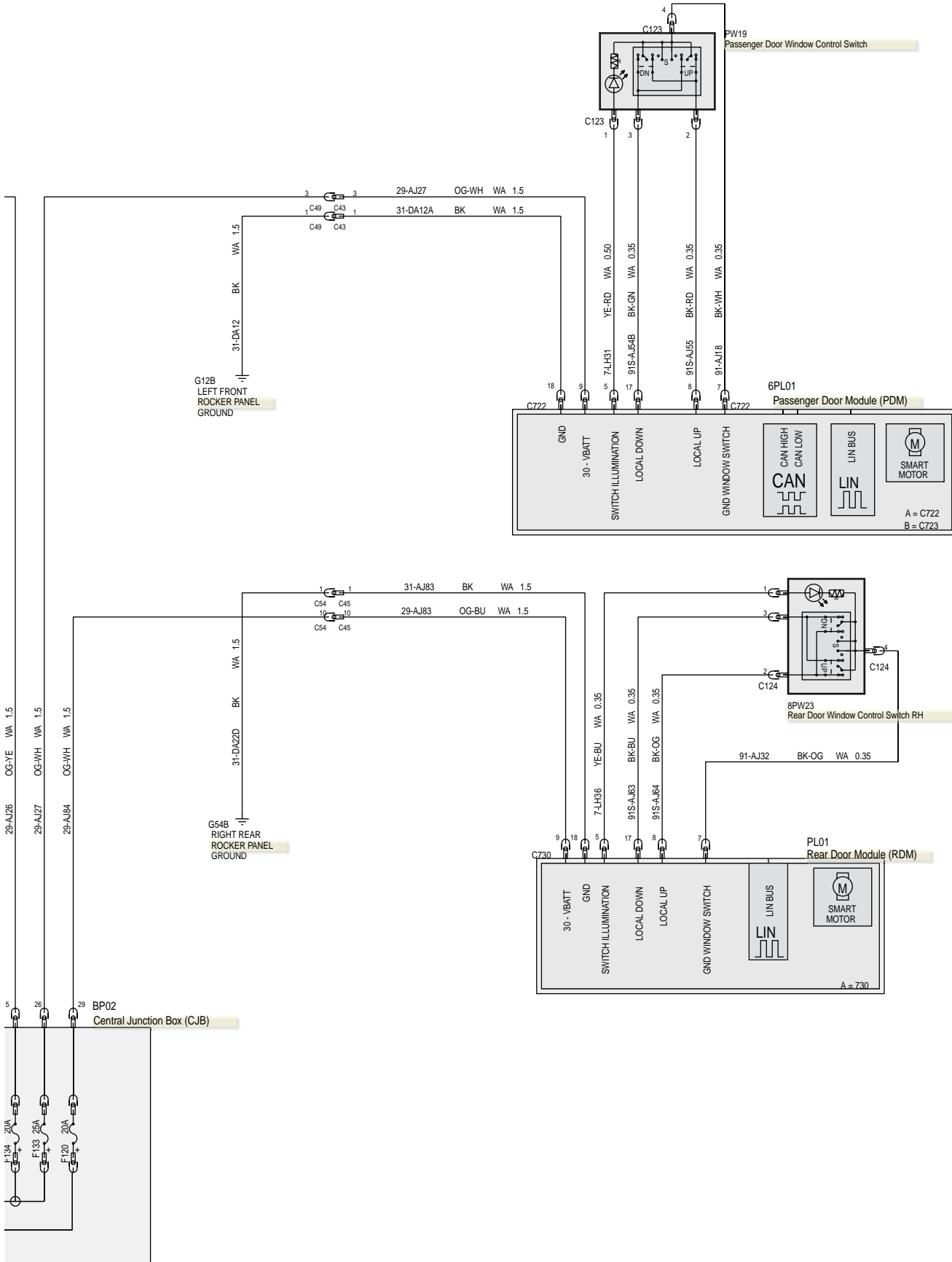
501-11-11 Power Windows—LHD 4WD/LHD FWD



501-11-12 Power Windows—RHD 4WD/RHD FWD

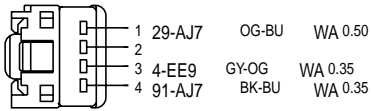


501-11-13 Power Windows—RHD 4WD/RHD FWD



Driver Door Lock Control Switch (G1234724)

PIN 3 => 4-EE9C GY-OG 0.35 WA



1L2T-14489-GB

C485

TO DRIVER DOOR SWITCH


HARNESS 14A584

Heated Rear Window Element (G1234725)

PIN 1 => 15S-HB19A GN-BU 2.5 WA

PIN 1 => 31-HB19 BK 2.5 WA

PIN 1 => 31-HB19 BK 2.5 WA + 31-DA13 BK 0.75 WA



81AG-14488-GA

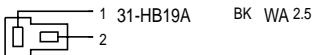
C950

TO REAR WINDOW HEATER LEFT

HARNESS 14B562

Heated Rear Window Element (G1234726)

PIN 1 => 15S-HB19 GN-BU 2.5 WA



81AG-14488-GA

C951

TO REAR WINDOW HEATER RIGHT

HARNESS 14B562

Heated Rear Window Switch (G1235631)



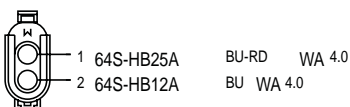
4S7T-14489-DA

C381

TO HEATED BACKLITE SWITCH

HARNESS 14401

Heated Windshield Element (G1236325)




91AG-14A464-EBA

C633

TO FRONT WINDOW HEATERS

HARNESS 14K733

Heated Windshield Relay (G1313060)

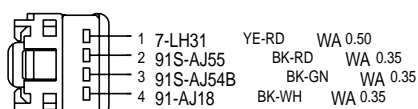


Heated Windshield Switch and Heated Rear Window Switch Assembly (G1236028)



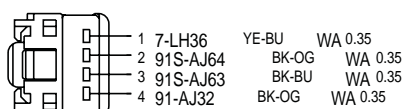
4S7T-14489-EA
C382
TO HEATED WINDSHIELD SWITCH
HARNESS 14401

Passenger Door Window Control Switch (G1234727)



1L2T-14489-GB
C123
TO PASS FRONT WINDW ADJUST SWITCH
HARNESS 14K138

Rear Door Window Control Switch (G1236326)



1L2T-14489-GB
C124
TO REAR WINDOW ADJUST SWITCH
HARNESS 14240



SECTION 501-12 Instrument Panel and Console


VEHICLE APPLICATION: 2011.0 Kuga

CONTENTS	PAGE
ELECTRICAL CONNECTORS	
Cigar Lighter.....	501-12-2
Cigar Lighter.....	501-12-2
Luggage Compartment Power Outlet Socket.....	501-12-2
Rear Passenger Power Outlet Socket.....	501-12-2



Cigar Lighter (G1239896)

PIN 1 => 29S-LK15A OG 0.50 WA

 1 29S-LK15 OG WA 0.50


93BG-14488-SA

C911

TO FRONT CIGAR LIGHTER (ILLUMINATION)

HARNESS 14B079

Cigar Lighter (G1234732)

 1 31-HA6 BK WA 2.5
2 29-HA6 OG-YE WA 2.5

93BG-14488-GA

C912


TO FRONT CIGAR LIGHTER

HARNESS 14B079

Luggage Compartment Power Outlet Socket (G1234733)

PIN 1 => 31-HA28A BK 2.5 WA

PIN 1 => 31-LF24 BK 1.0 WA + 31-HA28 BK 2.5 WA

 1 31-HA28 BK WA 2.5 + 31-LF24 BK WA 1.0
2 29-HA28 OG WA 2.5


93BG-14488-GA

C602

TO LUGGAGE COMPARTMENT POWER POINT

HARNESS 14014

Rear Passenger Power Outlet Socket (G1234734)

 2 29-HA30 OG-GN WA 2.5
1 31-HA30 BK WA 2.5

4S7T-14489-VNA

C158

TO REAR CONSOLE POWER POINT

HARNESS 15K857

SECTION 501-14 Handles, Locks, Latches and Entry Systems

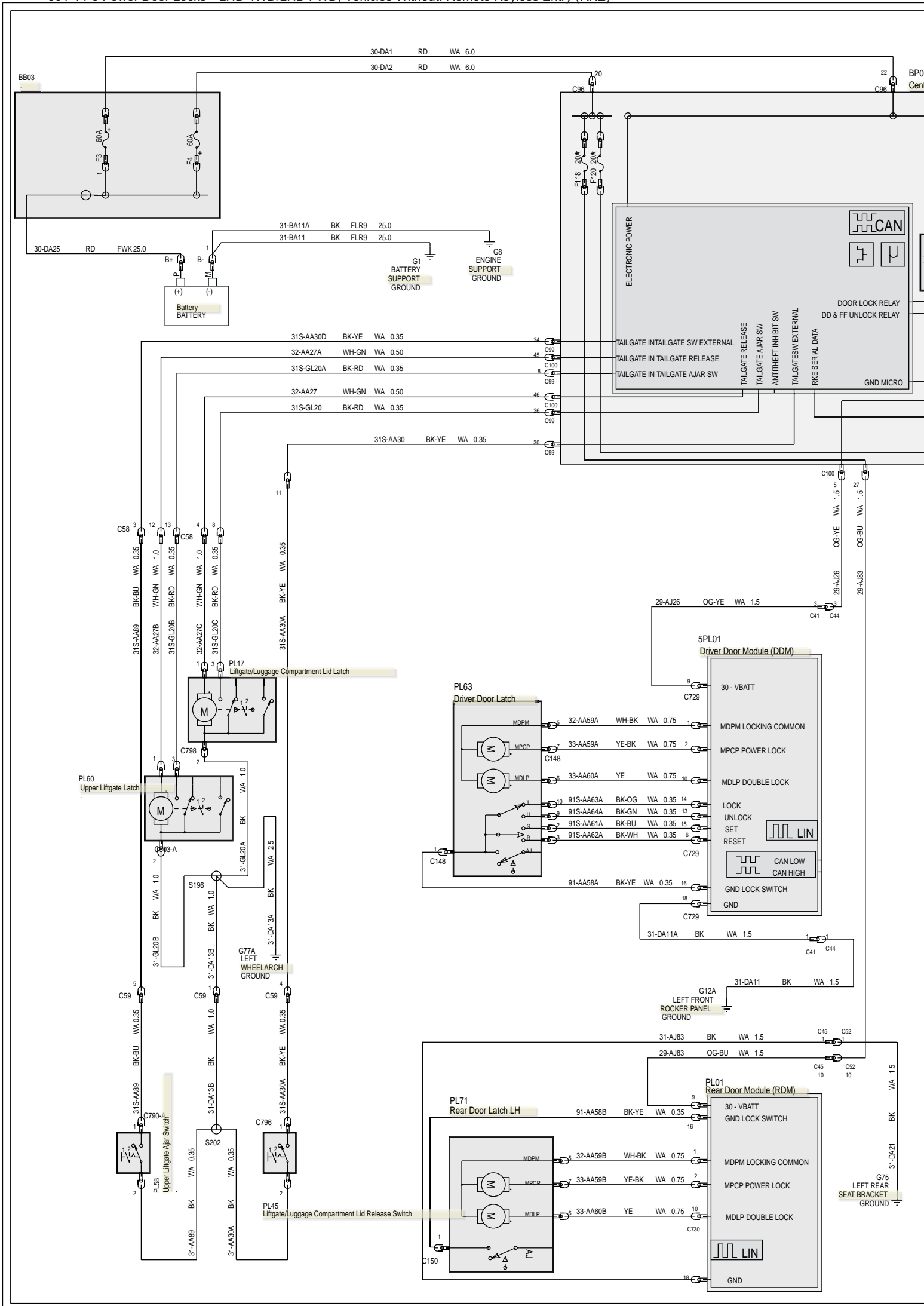
VEHICLE APPLICATION: 2011.0 Kuga

CONTENTS	PAGE
PAGE 1 OF 2	
ELECTRICAL SCHEMATICS	
Power Door Locks — LHD 4WD/LHD FWD, Vehicles Without: Remote Keyless Entry (RKE).....	501-14-3
Power Door Locks — LHD 4WD/LHD FWD, Vehicles Without: Remote Keyless Entry (RKE).....	501-14-5
Power Door Locks — 2.5L Duratec (147kW/200PS) - VI5, LHD 4WD, Vehicles With: Remote Keyless Entry (RKE).....	501-14-7
Power Door Locks — 2.5L Duratec (147kW/200PS) - VI5, LHD 4WD, Vehicles With: Remote Keyless Entry (RKE).....	501-14-9
Power Door Locks — 2.0L Duratorq-TDCi (100kW/136PS) - DW, LHD 4WD/LHD FWD, Vehicles With: Remote Keyless Entry (RKE).....	501-14-11
Power Door Locks — 2.0L Duratorq-TDCi (100kW/136PS) - DW/2.0L Duratorq-TDCi (103kW/140PS) - DW/2.0L Duratorq-TDCi (120kW/163PS) - DW, LHD 4WD/LHD FWD, Emission Requirements: Stage V, Vehicles With: Remote Keyless Entry (RKE).....	501-14-13
Power Door Locks — RHD 4WD/RHD FWD, Vehicles Without: Remote Keyless Entry (RKE).....	501-14-15
Power Door Locks — RHD 4WD/RHD FWD, Vehicles Without: Remote Keyless Entry (RKE).....	501-14-17
Power Door Locks — 2.5L Duratec (147kW/200PS) - VI5, RHD 4WD, Vehicles With: Remote Keyless Entry (RKE).....	501-14-19
Power Door Locks — 2.5L Duratec (147kW/200PS) - VI5, RHD 4WD, Vehicles With: Remote Keyless Entry (RKE).....	501-14-21
Power Door Locks — 2.0L Duratorq-TDCi (100kW/136PS) - DW, RHD 4WD/RHD FWD, Vehicles With: Remote Keyless Entry (RKE).....	501-14-23
Power Door Locks — 2.0L Duratorq-TDCi (100kW/136PS) - DW/2.0L Duratorq-TDCi (103kW/140PS) - DW/2.0L Duratorq-TDCi (120kW/163PS) - DW, RHD 4WD/RHD FWD, Emission Requirements: Stage V, Vehicles With: Remote Keyless Entry (RKE).....	501-14-25
ELECTRICAL CONNECTORS	
Driver Door Latch.....	501-14-27
Front Door Latch Release Motor LH.....	501-14-27
Front Door Latch Release Motor RH.....	501-14-27
Front Door Lock Switch LH.....	501-14-28
Front Door Lock Switch RH.....	501-14-28
Front Door Unlock Switch LH.....	501-14-28
Front Door Unlock Switch RH.....	501-14-28
Fuel Filler Door Relay.....	501-14-28
Keyless Vehicle Center Antenna.....	501-14-28
Keyless Vehicle Front Antenna LH.....	501-14-29
Keyless Vehicle Front Antenna RH.....	501-14-29
Keyless Vehicle Module (KVM).....	501-14-29

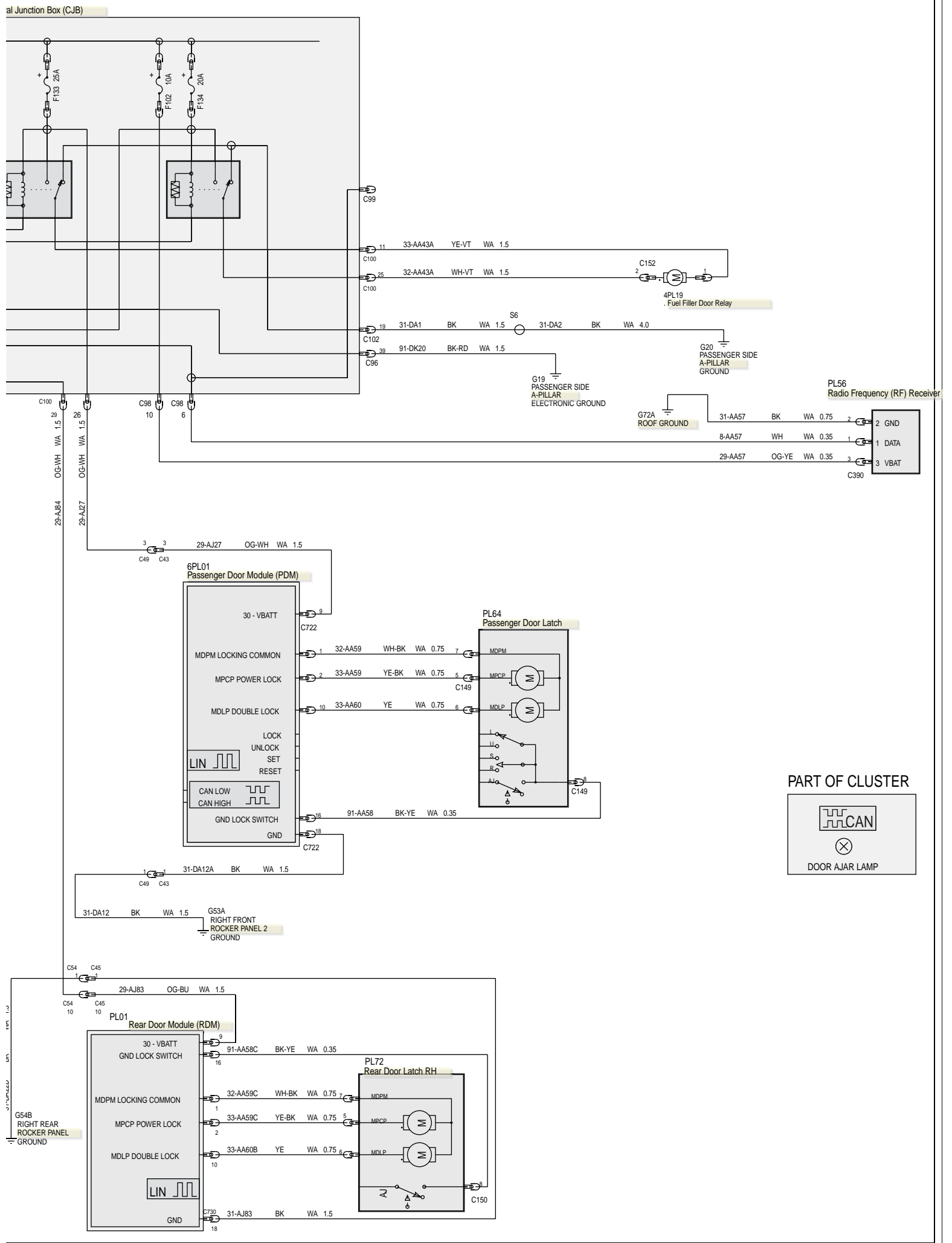
PAGE 2 OF 2

Keyless Vehicle Module (KVM).....	501-14-31
Keyless Vehicle Module (KVM).....	501-14-31
Keyless Vehicle Module (KVM).....	501-14-32
Keyless Vehicle Module (KVM).....	501-14-32
Keyless Vehicle Rear Antenna.....	501-14-32
Keyless Vehicle Rear Bumper Antenna.....	501-14-33
Liftgate/Luggage Compartment Lid Latch.....	501-14-33
Liftgate/Luggage Compartment Lid Release Switch.....	501-14-33
Passenger Door Latch.....	501-14-34
Radio Frequency (RF) Receiver.....	501-14-34
Rear Door Latch.....	501-14-34
Rear Door Latch Release Motor.....	501-14-34
Rear Door Unlock Switch.....	501-14-34
Upper Liftgate Ajar Switch.....	501-14-35
Upper Liftgate Latch.....	501-14-35

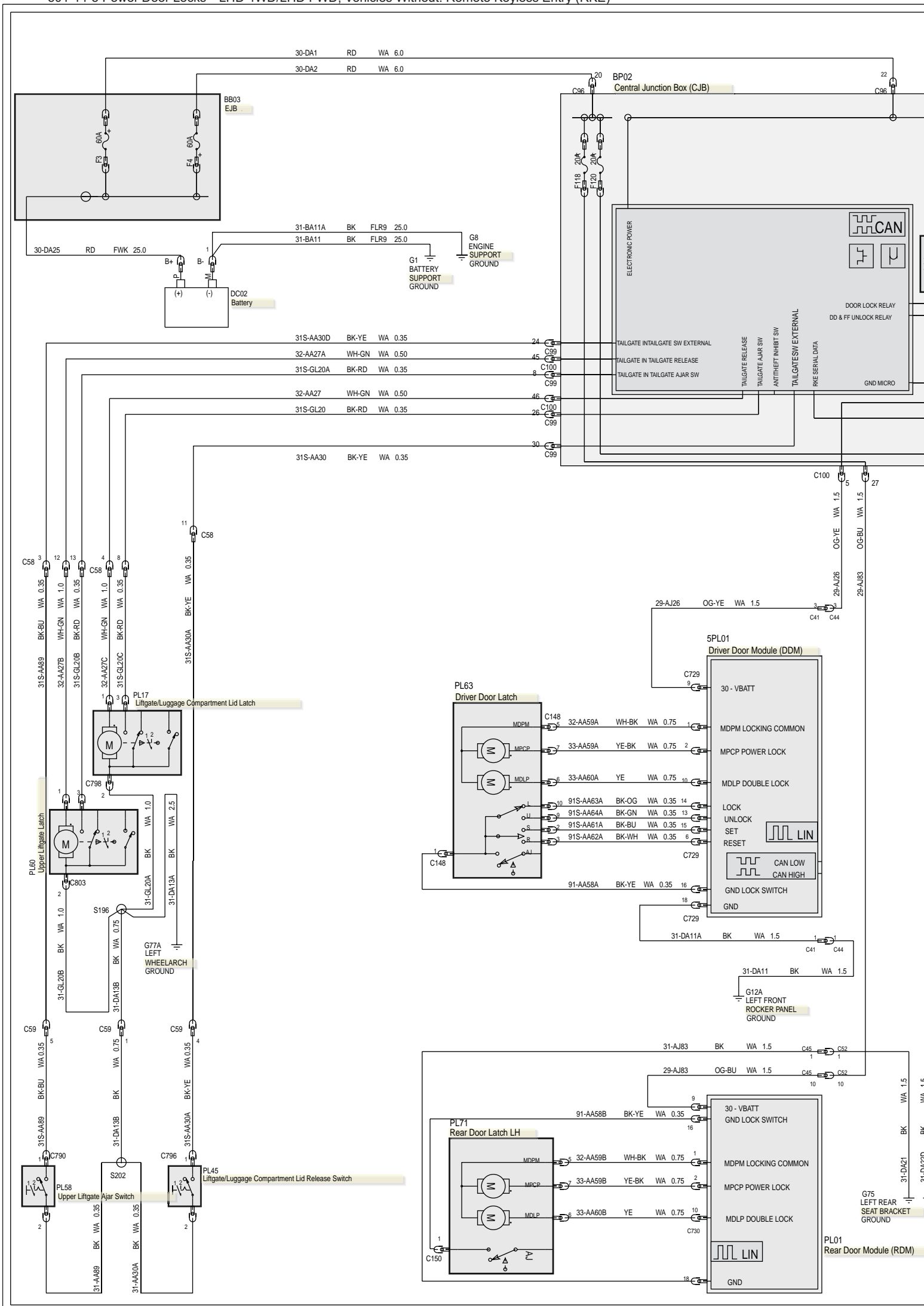
501-14-3 Power Door Locks—LHD 4WD/LHD FWD, Vehicles Without: Remote Keyless Entry (RKE)



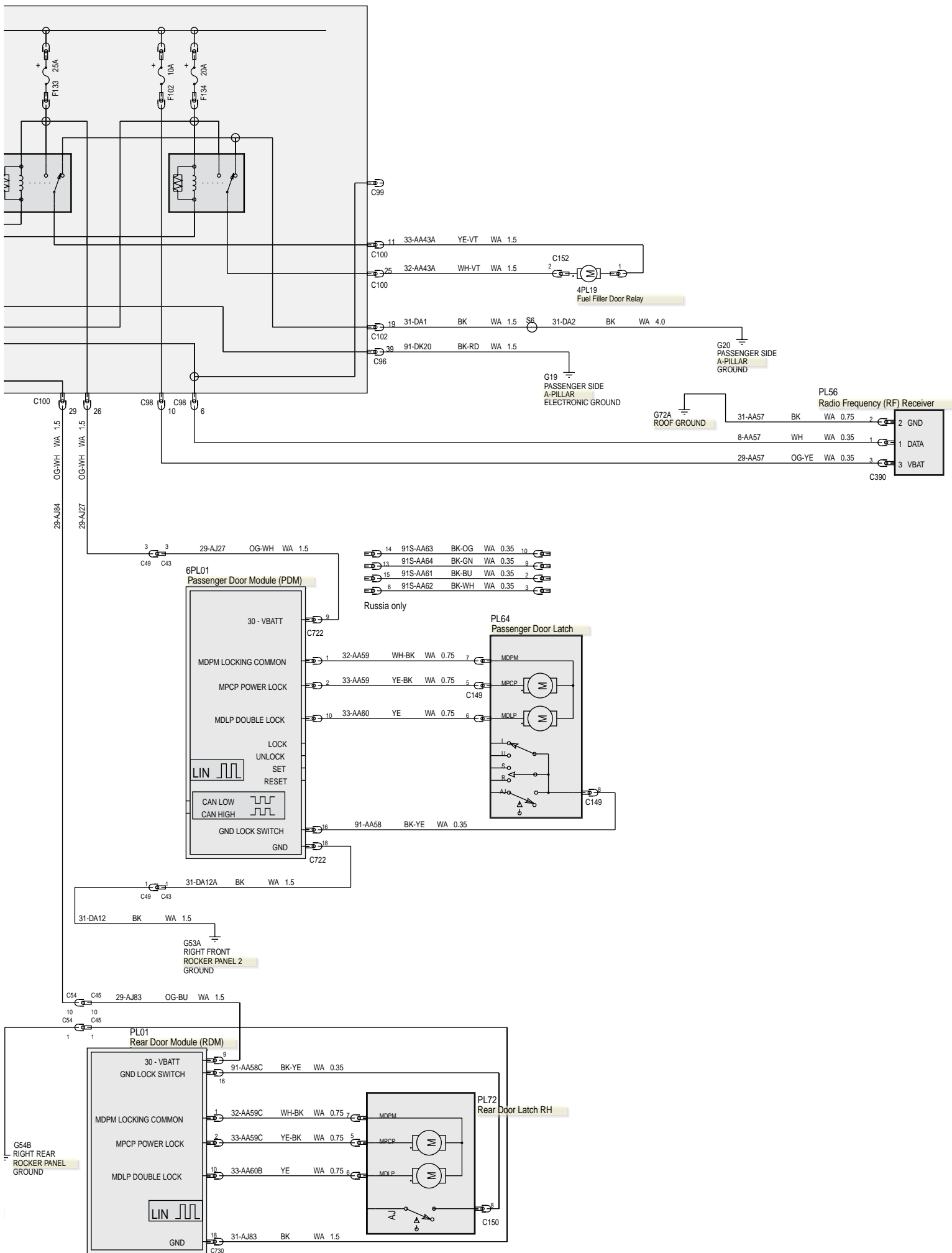
501-14-4 Power Door Locks—LHD 4WD/LHD FWD, Vehicles Without: Remote Keyless Entry (RKE)



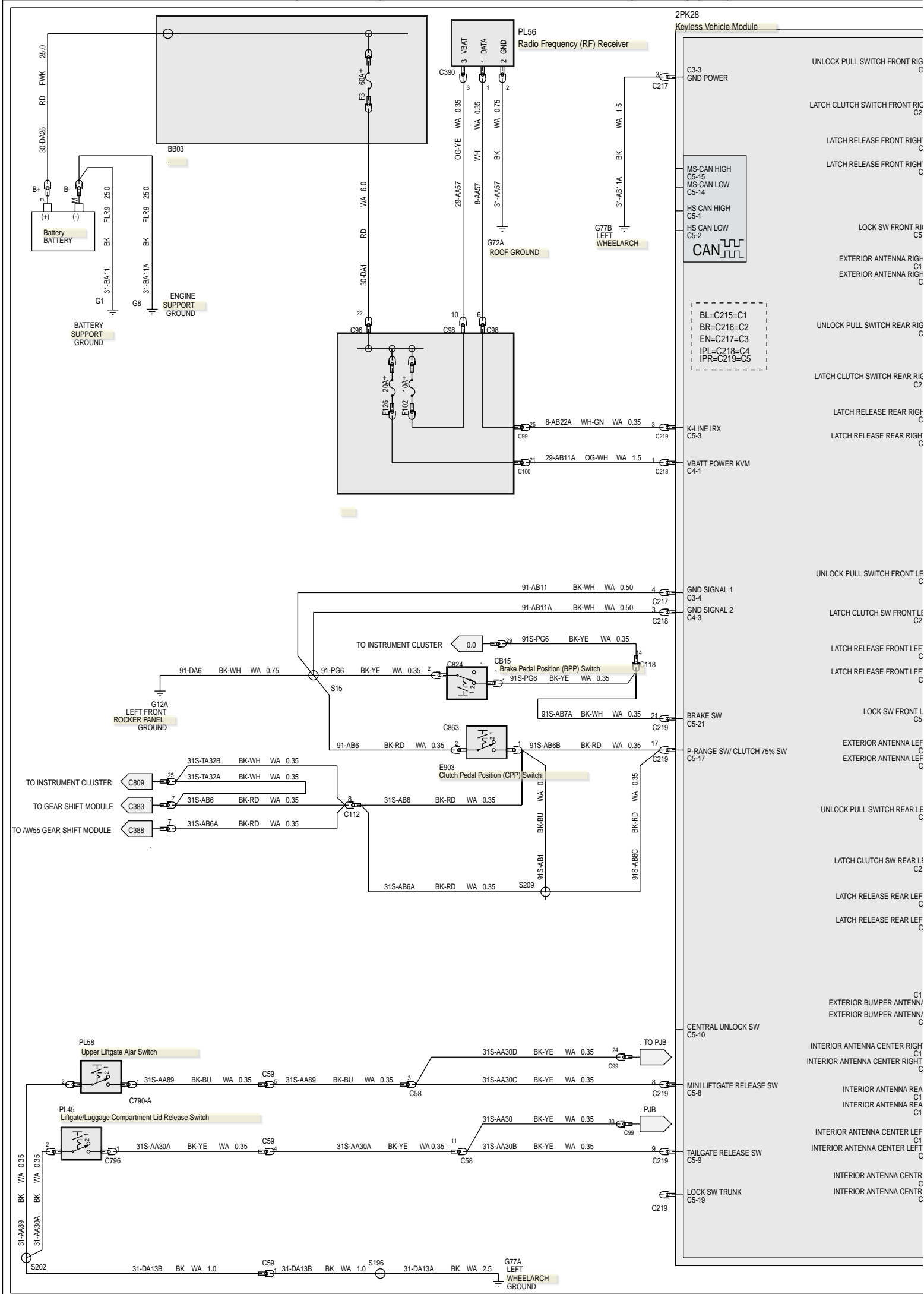
501-14-5 Power Door Locks—LHD 4WD/LHD FWD, Vehicles Without: Remote Keyless Entry (RKE)



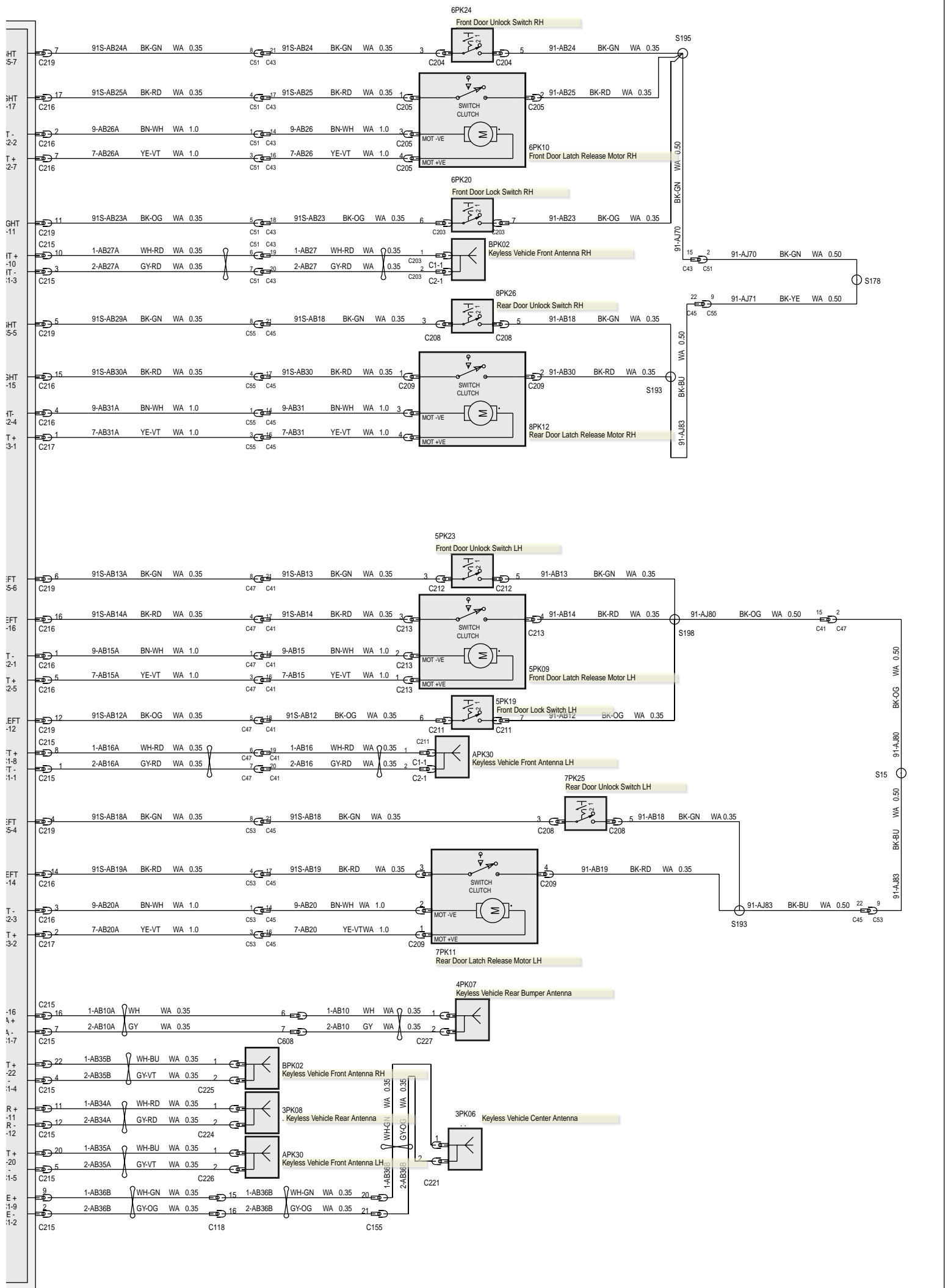
501-14-6 Power Door Locks—LHD 4WD/LHD FWD, Vehicles Without: Remote Keyless Entry (RKE)



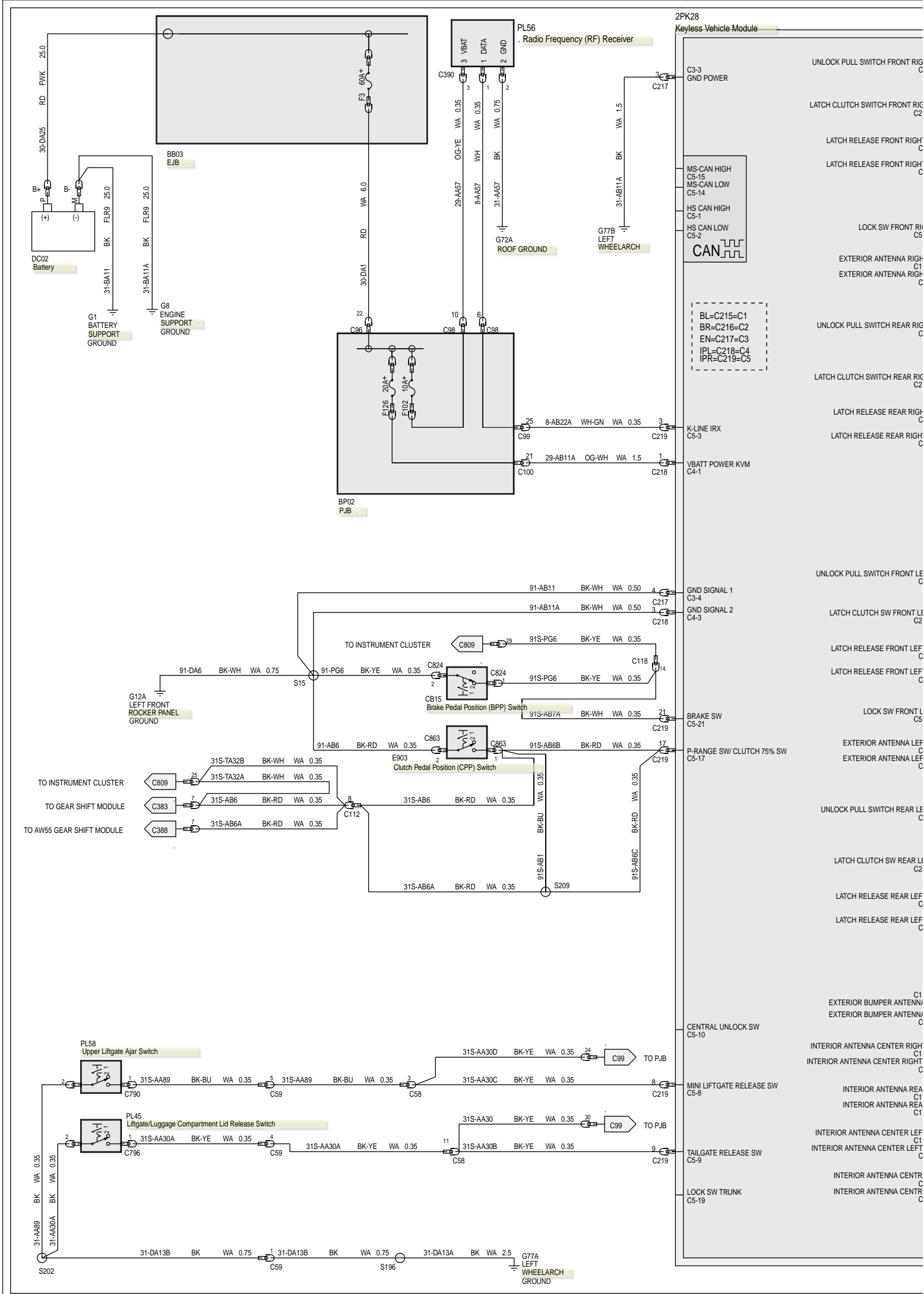
501-14-7 Power Door Locks—2.5L Duratec (147kW/200PS) - V15, LHD 4WD, Vehicles With: Remote Keyless Entry (RKE)



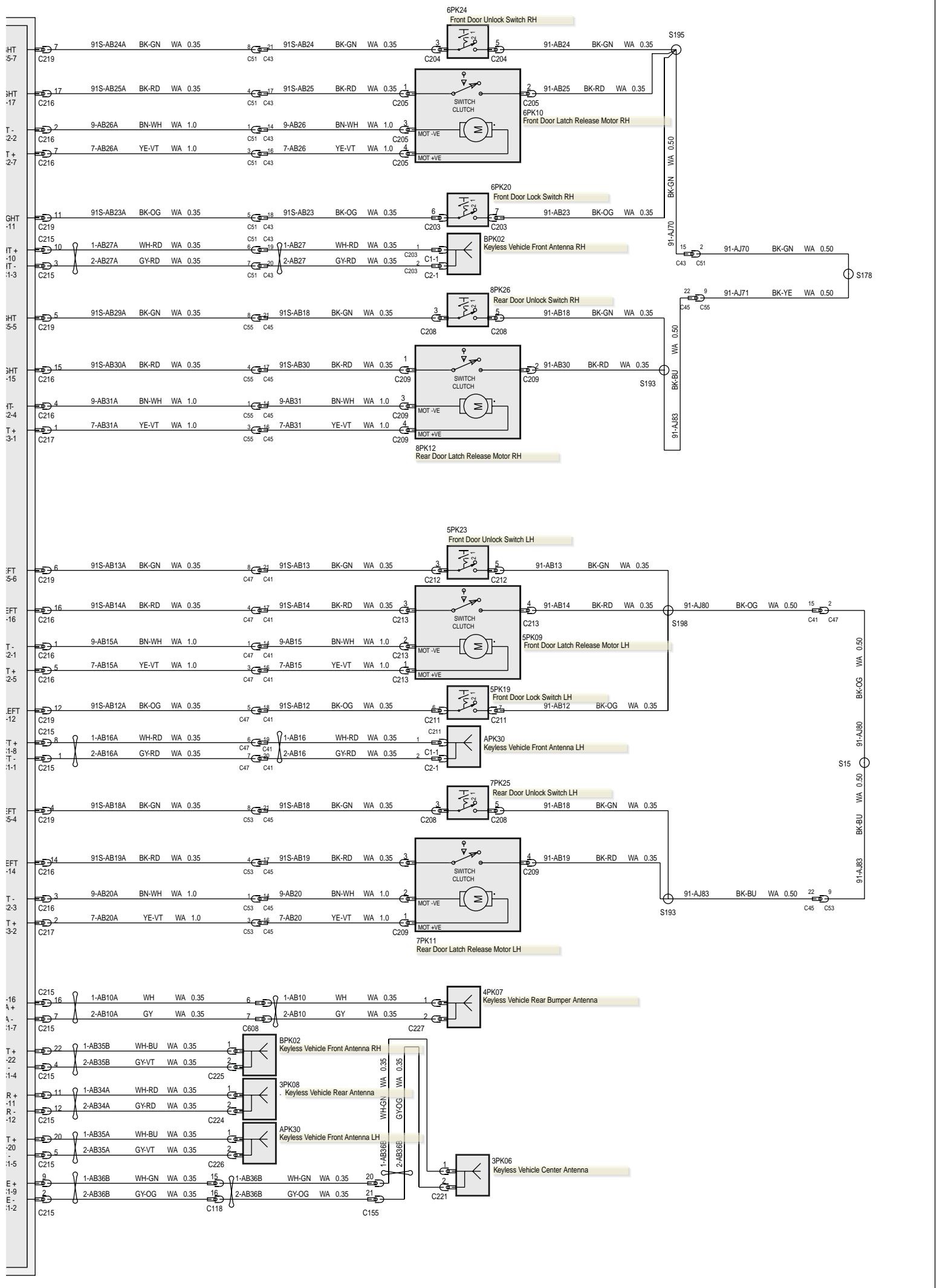
501-14-8 Power Door Locks—2.5L Duratec (147kW/200PS) - V15, LHD 4WD, Vehicles With: Remote Keyless Entry (RKE)



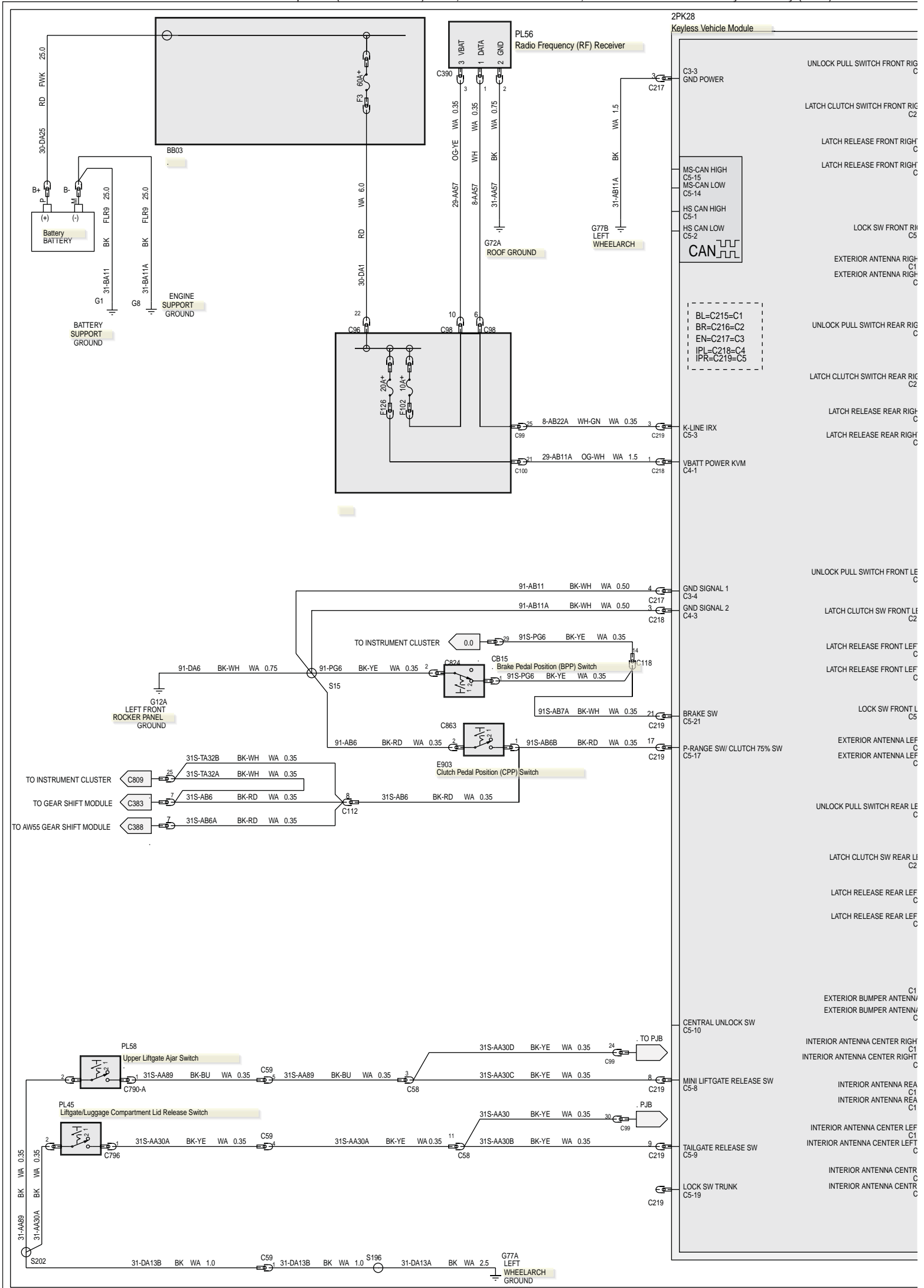
501-14-9 Power Door Locks—2.5L Duratec (147kW/200PS) - VI5, LHD 4WD, Vehicles With: Remote Keyless Entry (RKE)



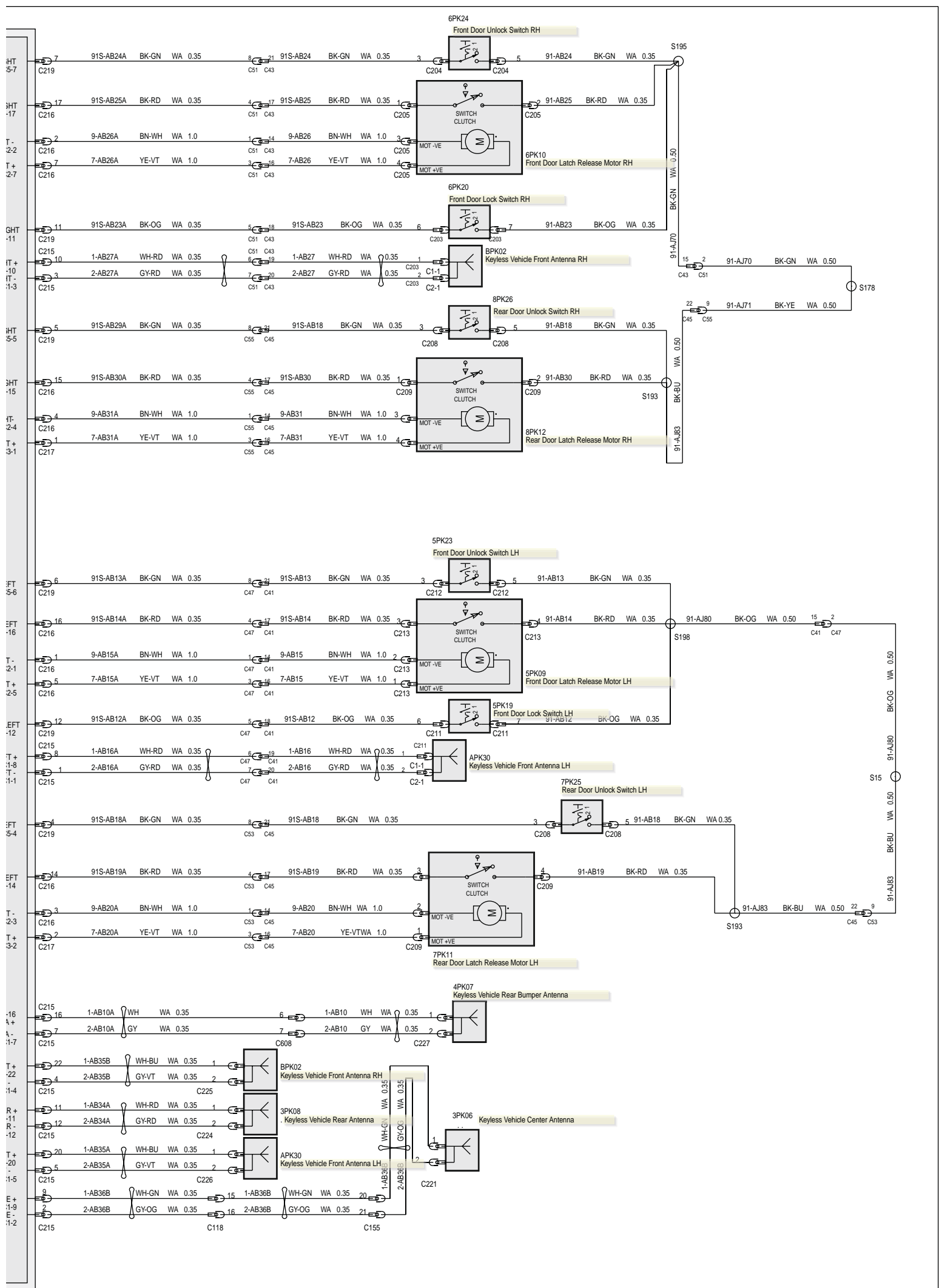
501-14-10 Power Door Locks—2.5L Duratec (147kW/200PS) - V15, LHD 4WD, Vehicles With: Remote Keyless Entry (RKE)



501-14-11 Power Door Locks—2.0L Duratorq-TDCi (100kW/136PS) - DW, LHD 4WD/LHD FWD, Vehicles With: Remote Keyless Entry (RKE)

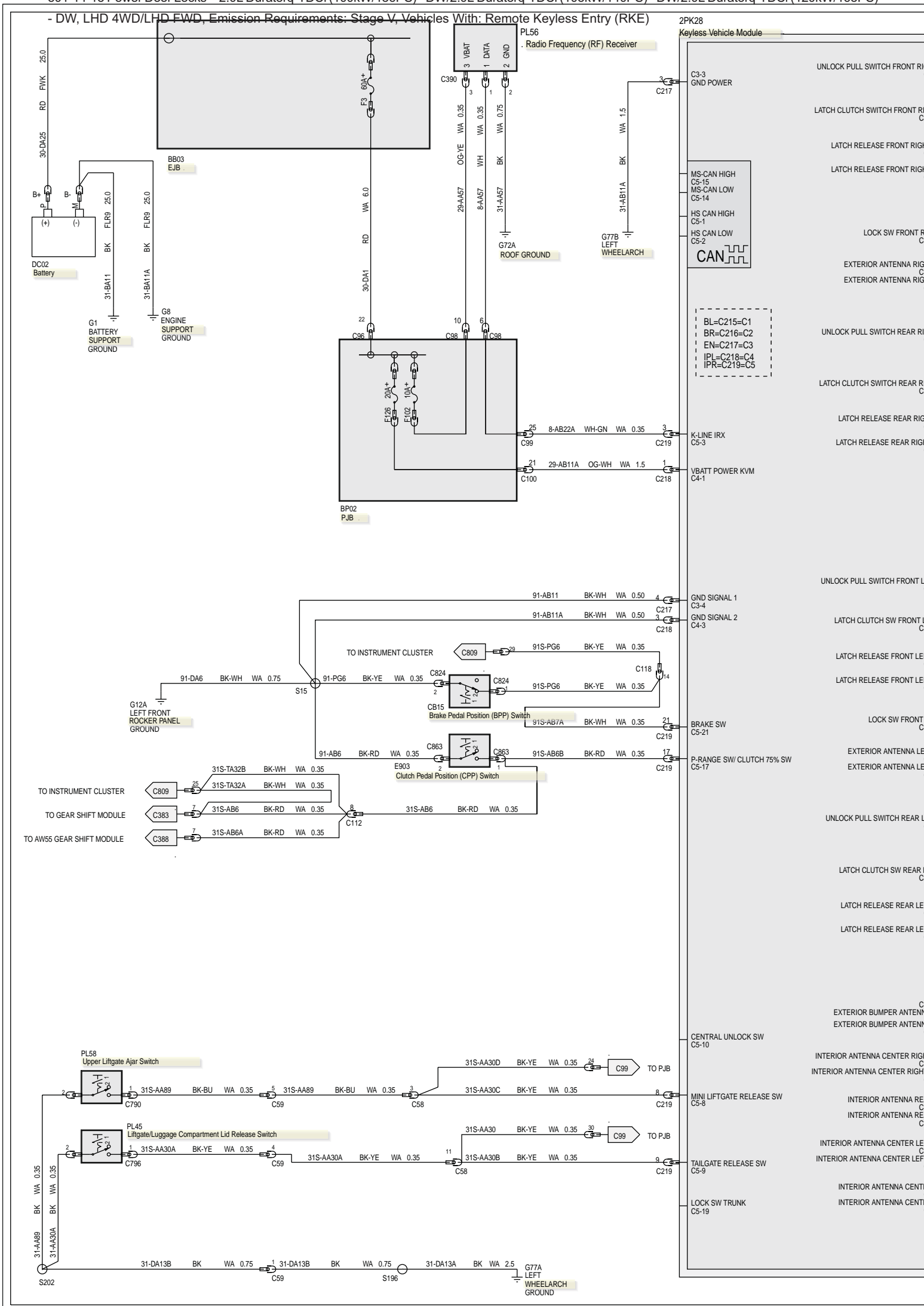


501-14-12 Power Door Locks—2.0L Duratorq-TDCi (100kW/136PS) - DW, LHD 4WD/LHD FWD, Vehicles With: Remote Keyless Entry (RKE)



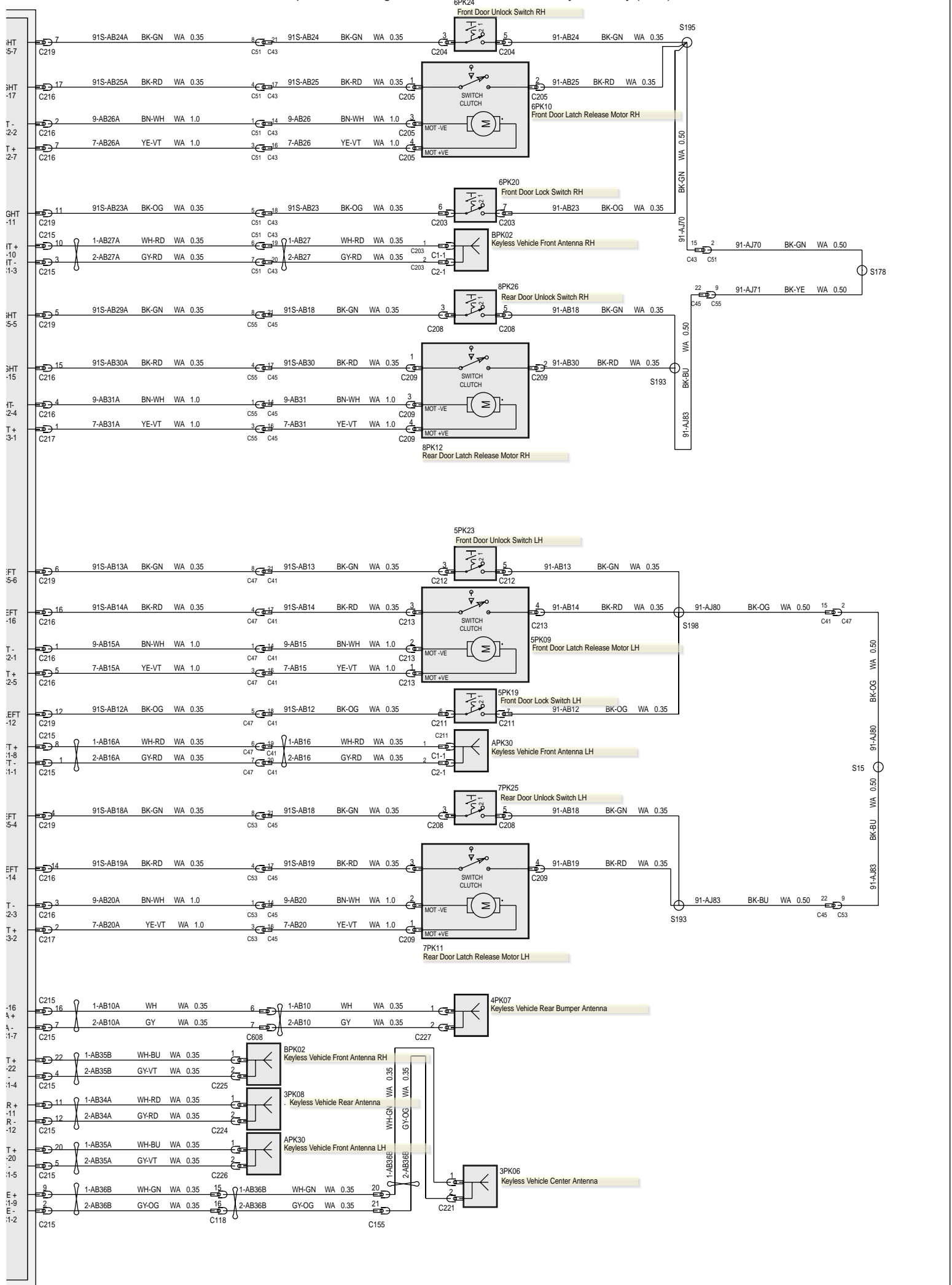
501-14-13 Power Door Locks—2.0L Duratorq-TDCi (100kW/136PS) - DW/2.0L Duratorq-TDCi (103kW/140PS) - DW/2.0L Duratorq-TDCi (120kW/163PS)

- DW, LHD 4WD/LHD FWD, Emission Requirements: Stage V, Vehicles With: Remote Keyless Entry (RKE)

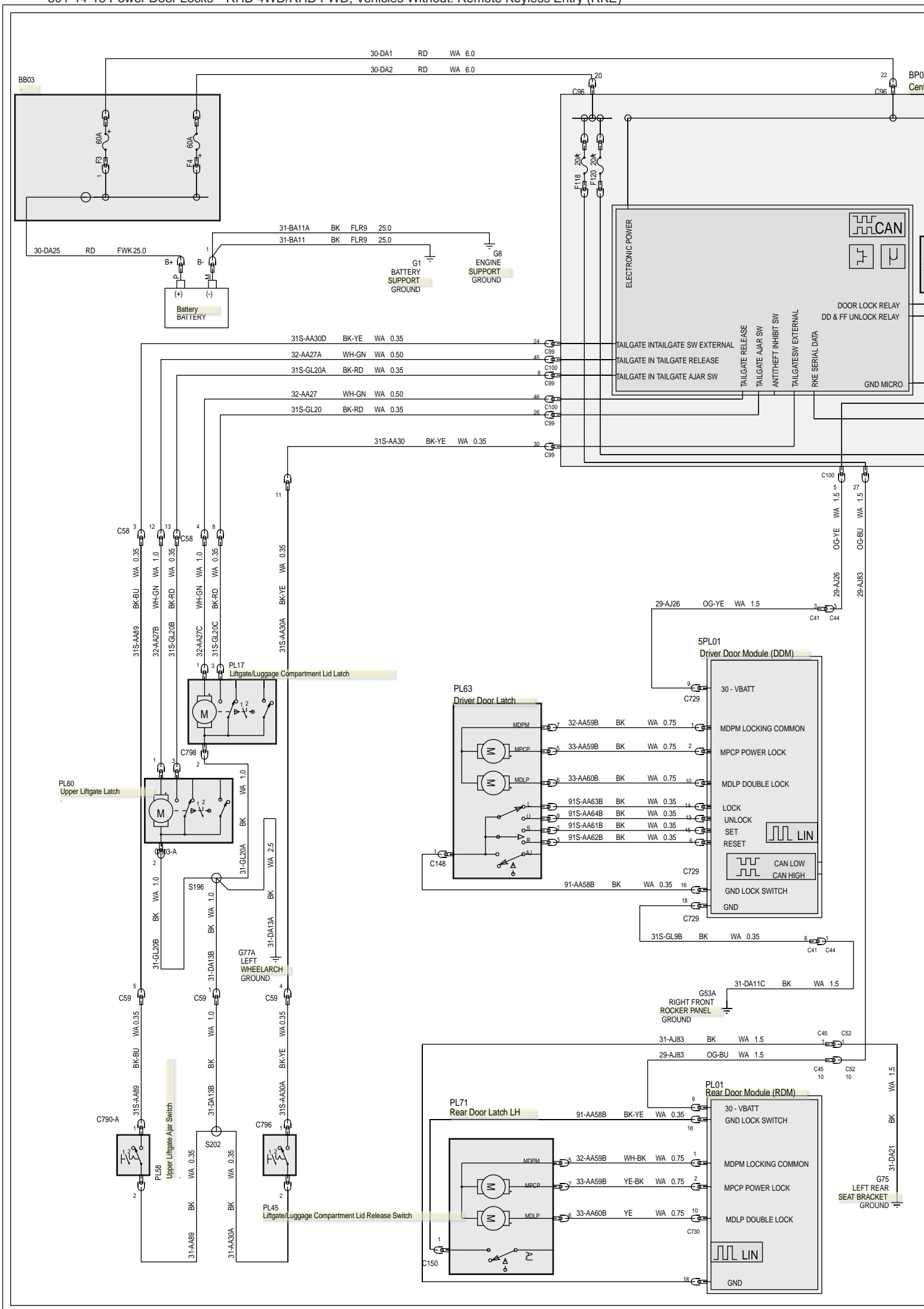


501-14-14 Power Door Locks—2.0L Duratorq-TDCi (100kW/136PS) - DW/2.0L Duratorq-TDCi (103kW/140PS) - DW/2.0L Duratorq-TDCi (120kW/163PS)

- DW, LHD 4WD/LHD FWD, Emission Requirements: Stage V, Vehicles With: Remote Keyless Entry (RKE)

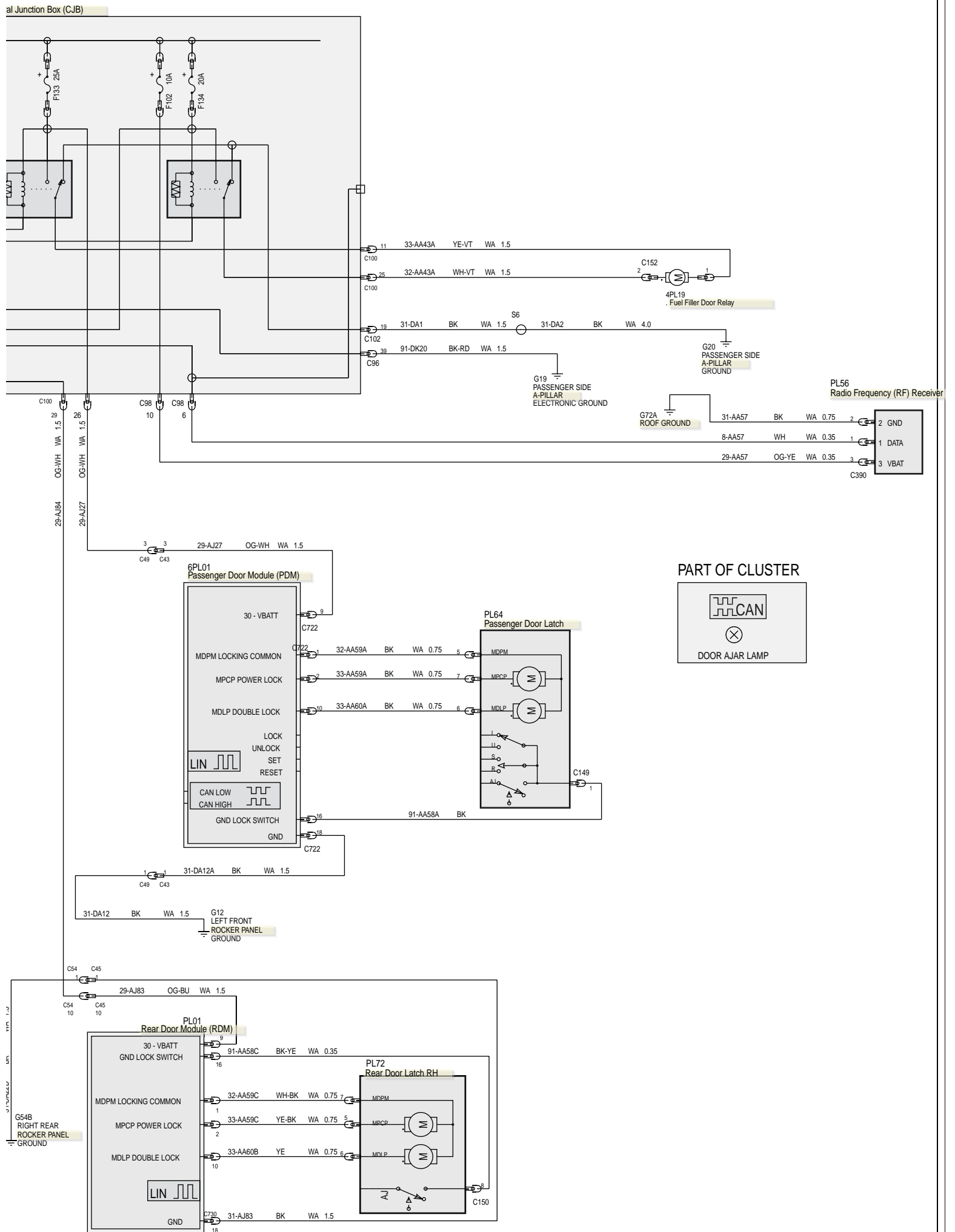


501-14-15 Power Door Locks—RHD 4WD/RHD FWD, Vehicles Without: Remote Keyless Entry (RKE)

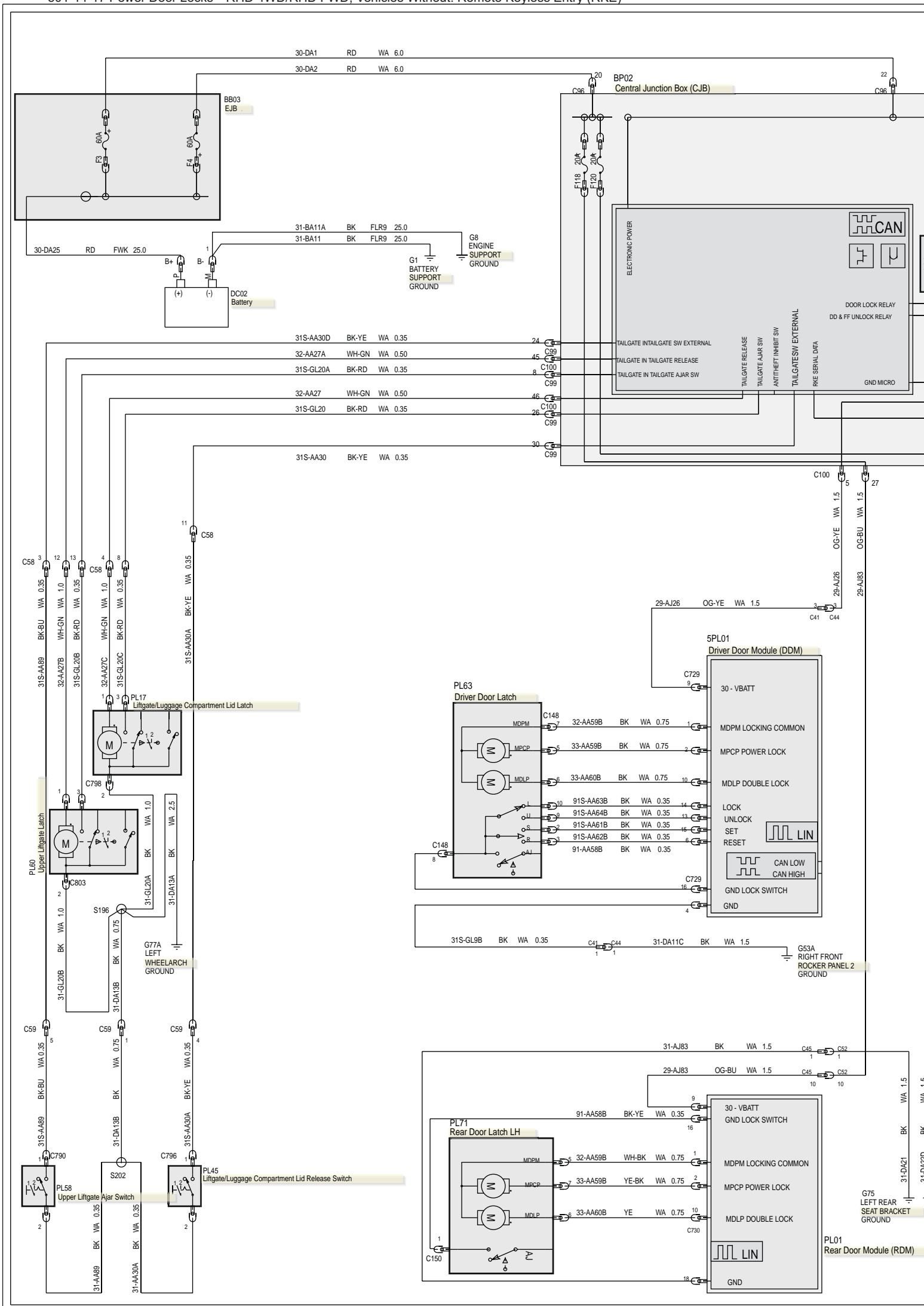


2011.0 Kuga (G1223860)

501-14-16 Power Door Locks—RHD 4WD/RHD FWD, Vehicles Without: Remote Keyless Entry (RKE)

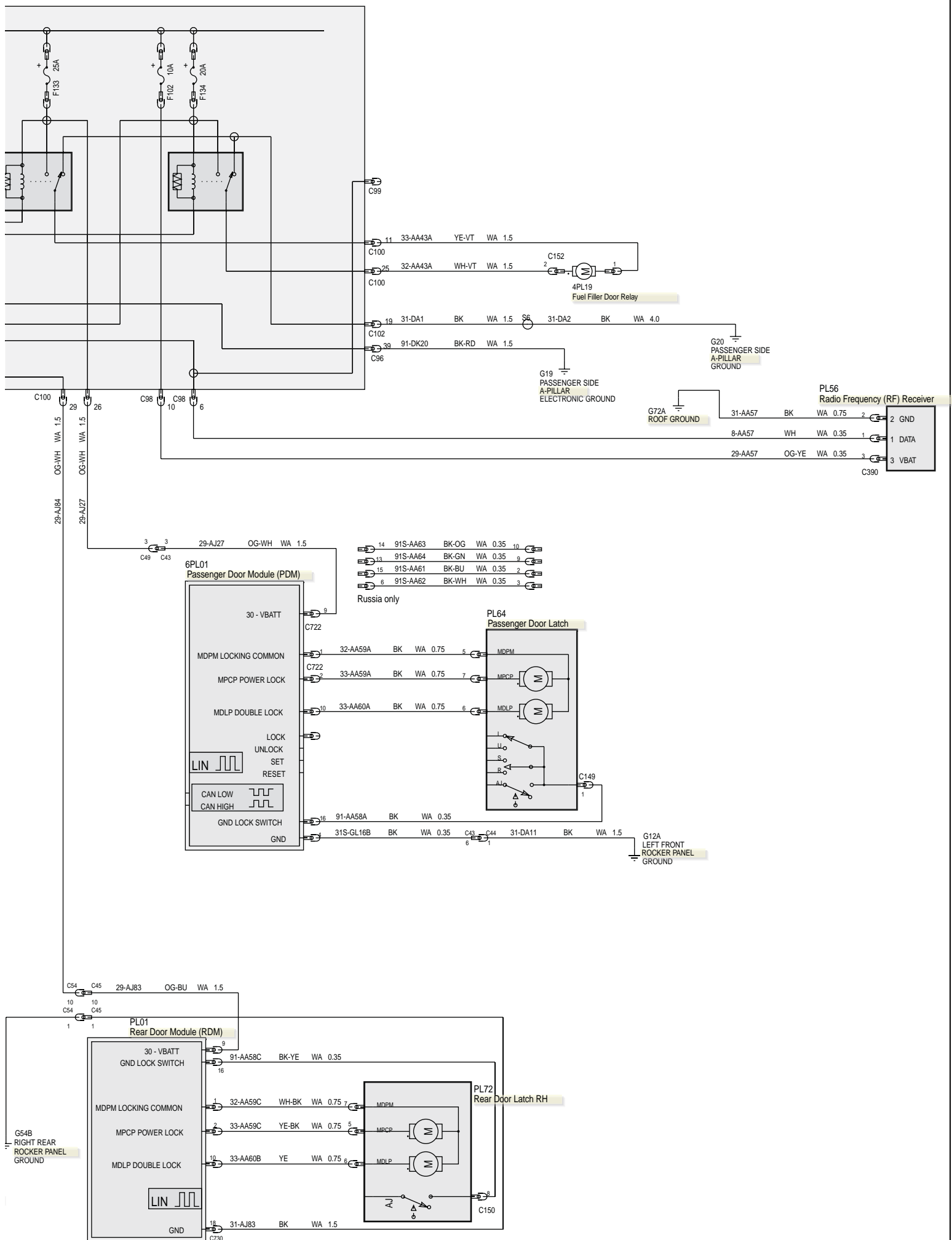


501-14-17 Power Door Locks—RHD 4WD/RHD FWD, Vehicles Without: Remote Keyless Entry (RKE)

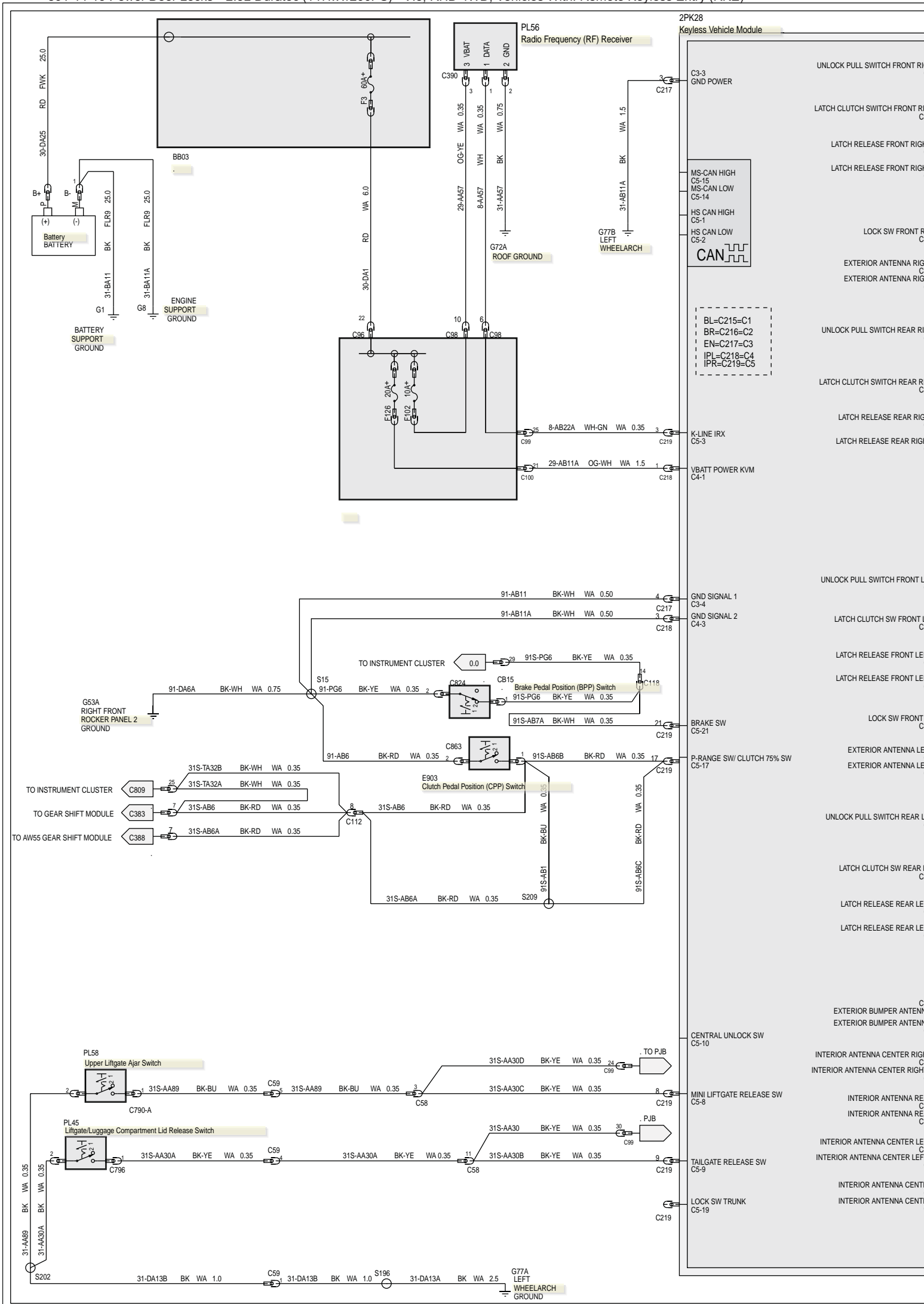


2011.0 Kuga (G1313240)

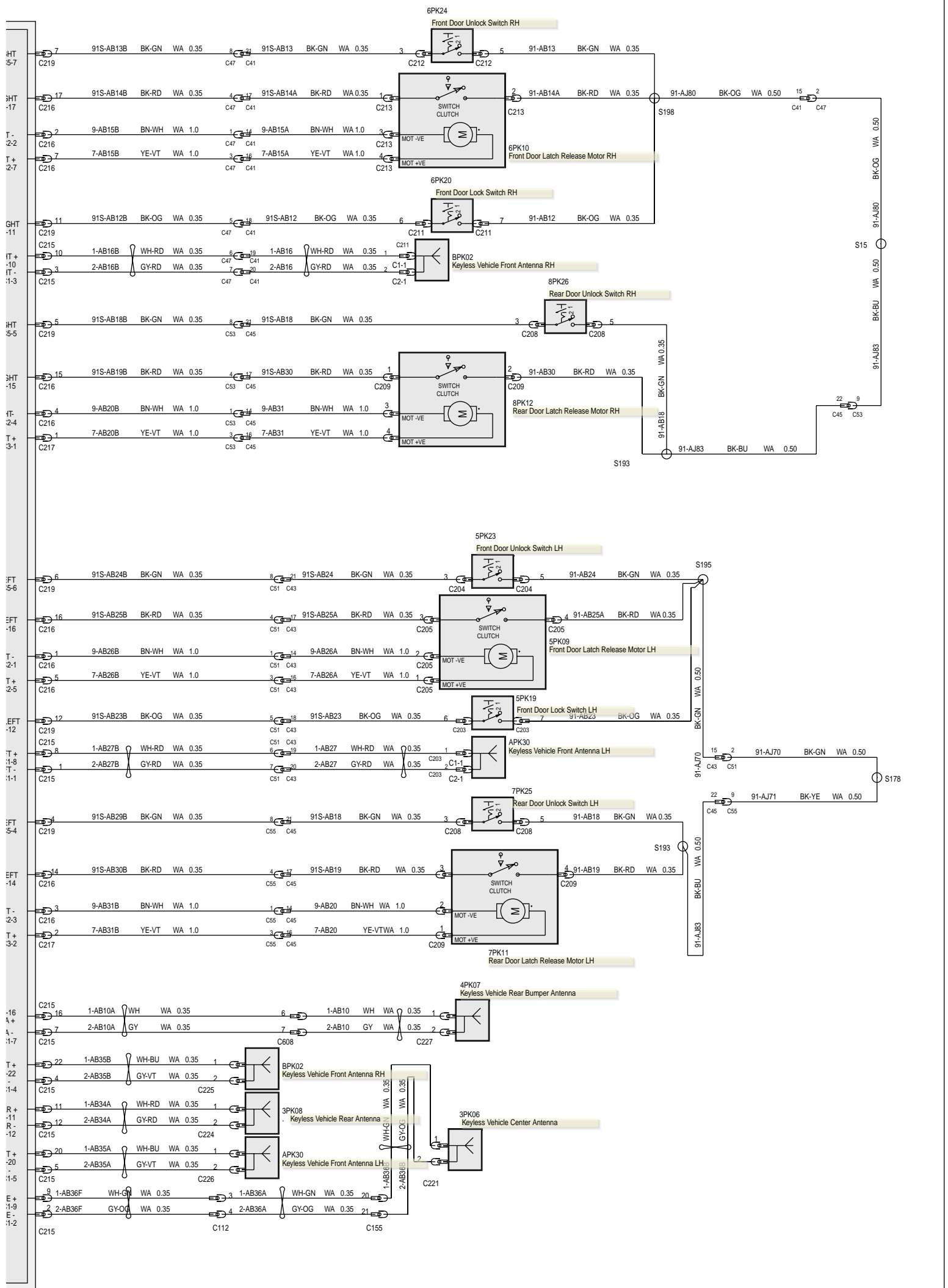
501-14-18 Power Door Locks—RHD 4WD/RHD FWD, Vehicles Without: Remote Keyless Entry (RKE)



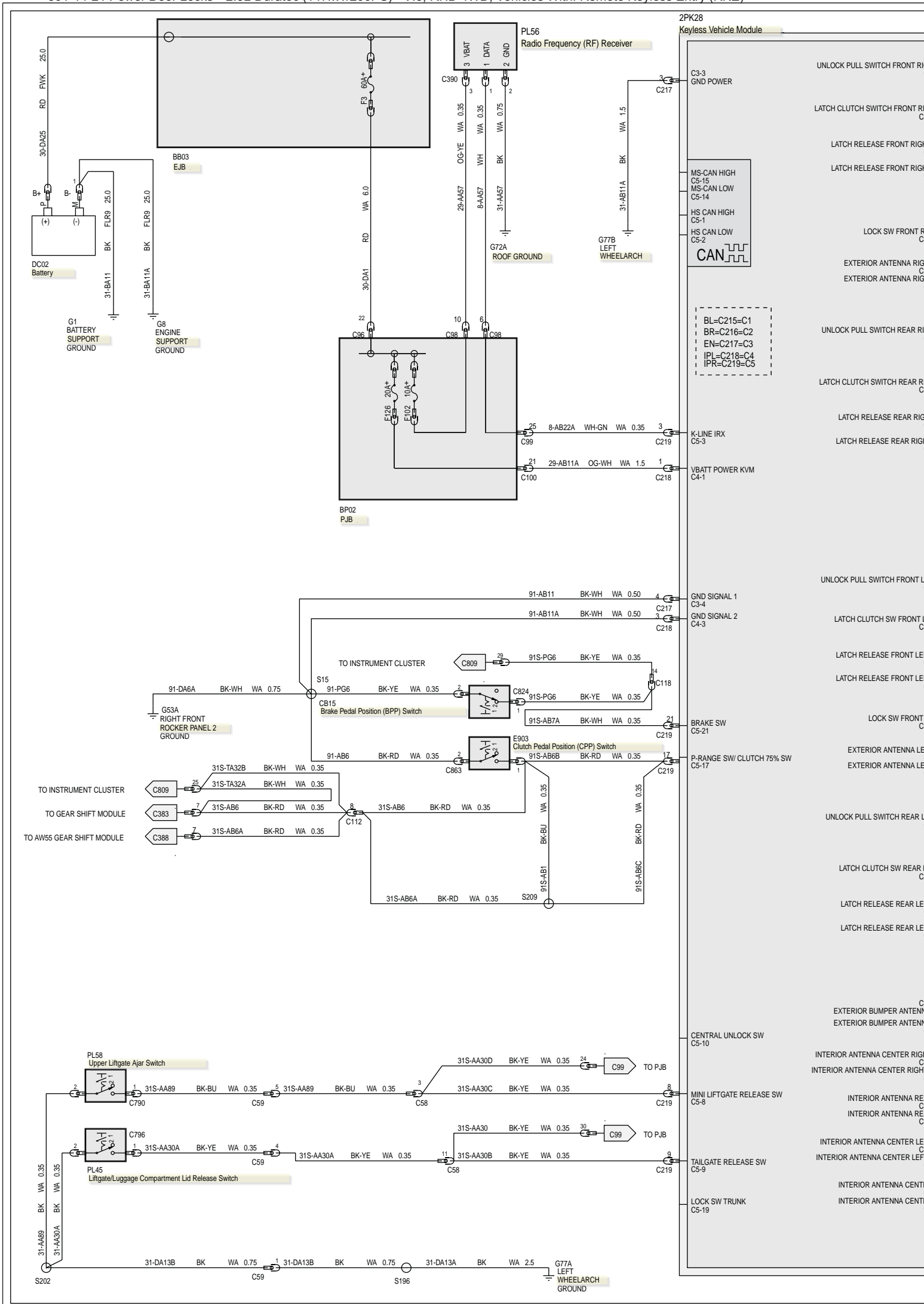
501-14-19 Power Door Locks—2.5L Duratec (147kW/200PS) - V15, RHD 4WD, Vehicles With: Remote Keyless Entry (RKE)



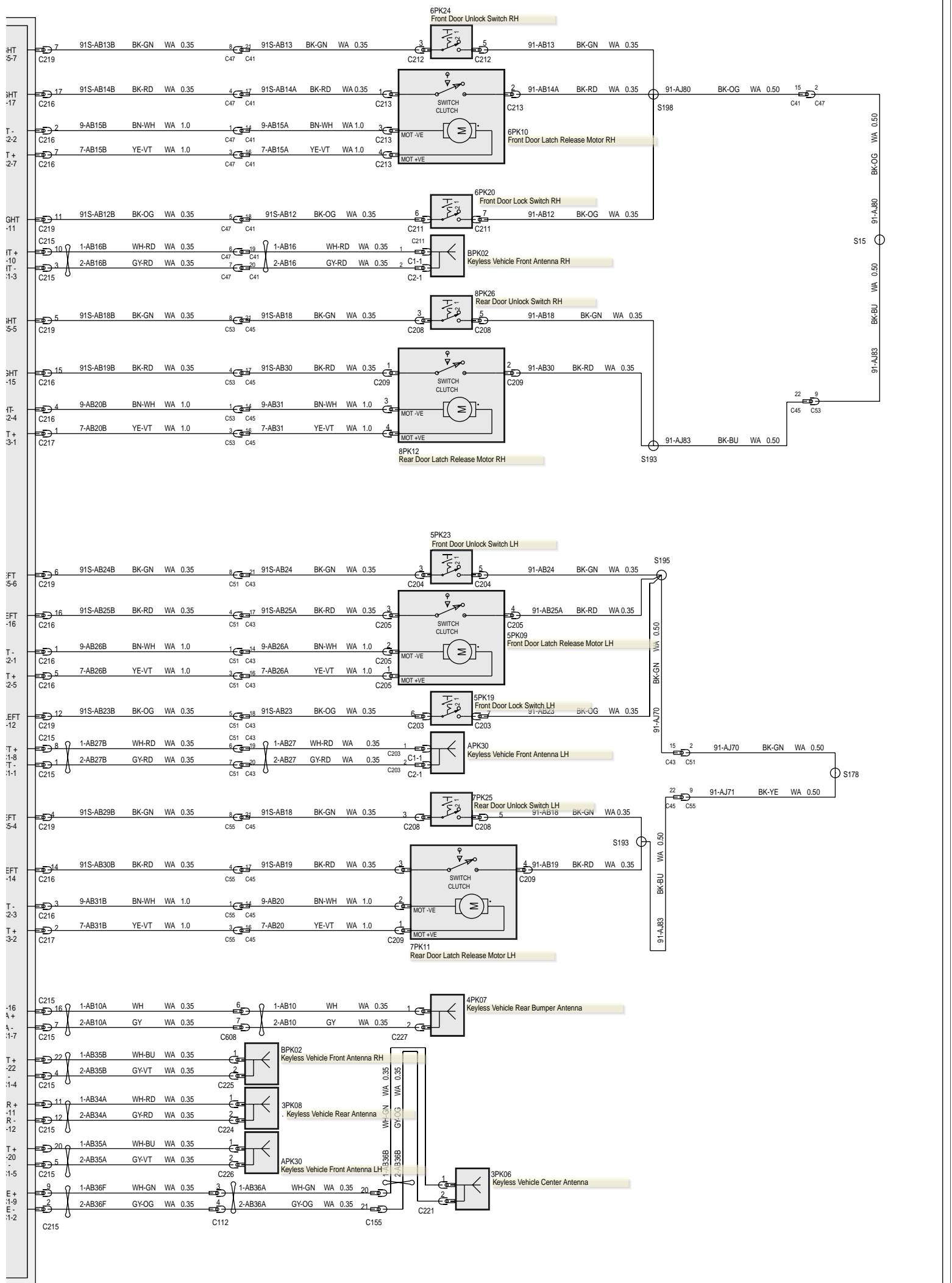
501-14-20 Power Door Locks—2.5L Duratec (147kW/200PS) - V15, RHD 4WD, Vehicles With: Remote Keyless Entry (RKE)



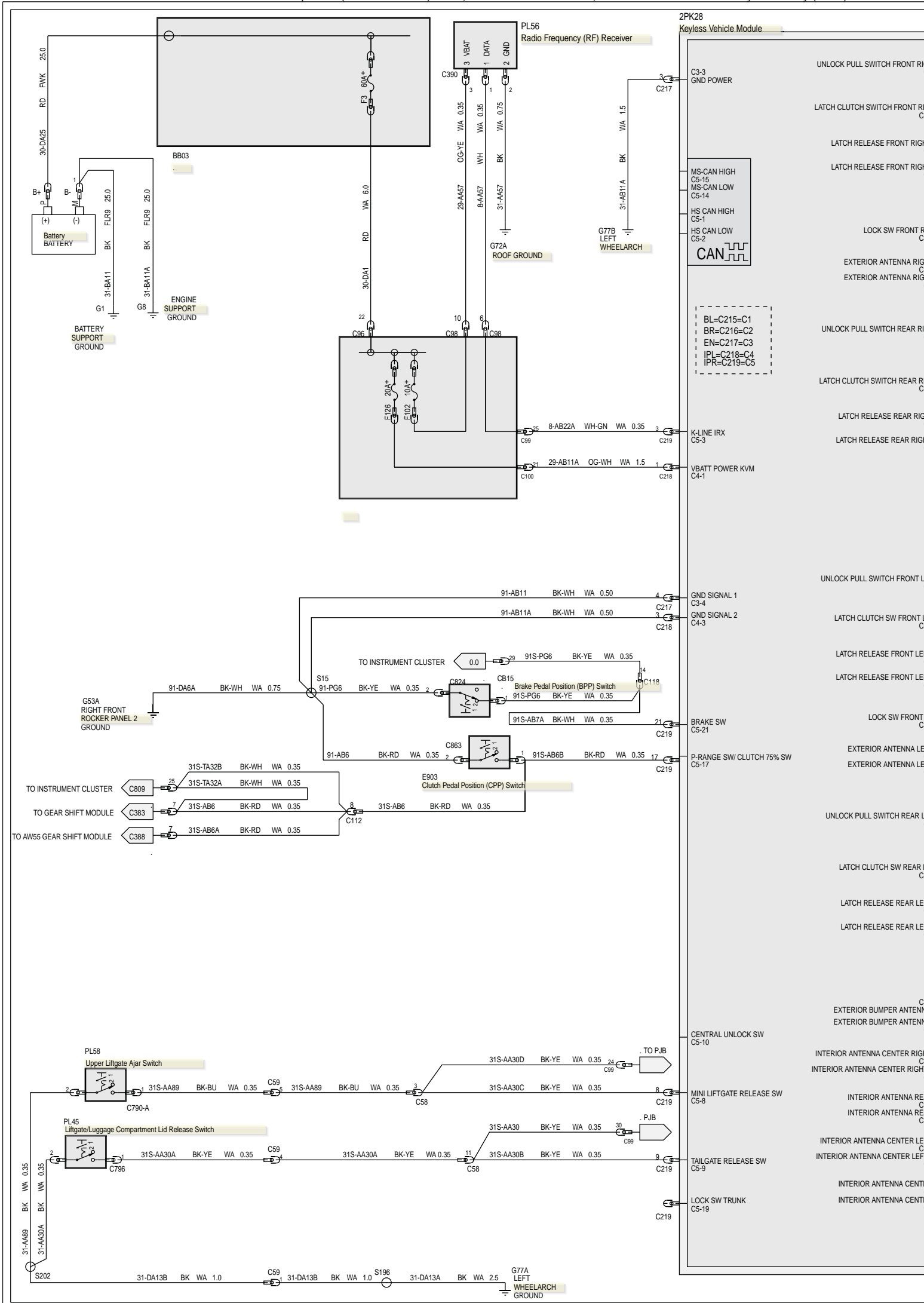
501-14-21 Power Door Locks—2.5L Duratec (147kW/200PS) - V15, RHD 4WD, Vehicles With: Remote Keyless Entry (RKE)



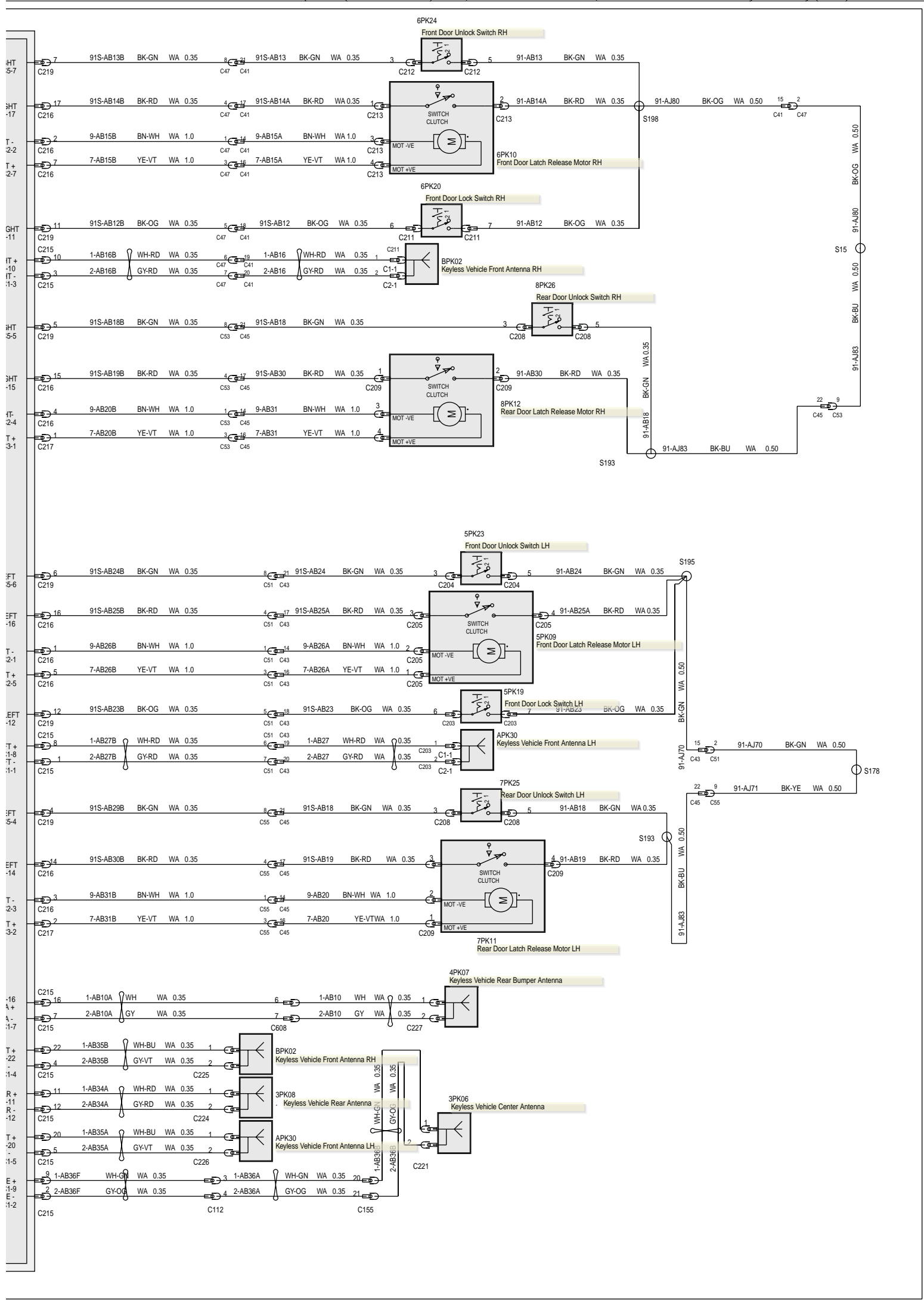
501-14-22 Power Door Locks—2.5L Duratec (147kW/200PS) - V15, RHD 4WD, Vehicles With: Remote Keyless Entry (RKE)



501-14-23 Power Door Locks—2.0L Duratorq-TDCi (100kW/136PS) - DW, RHD 4WD/RHD FWD, Vehicles With: Remote Keyless Entry (RKE)

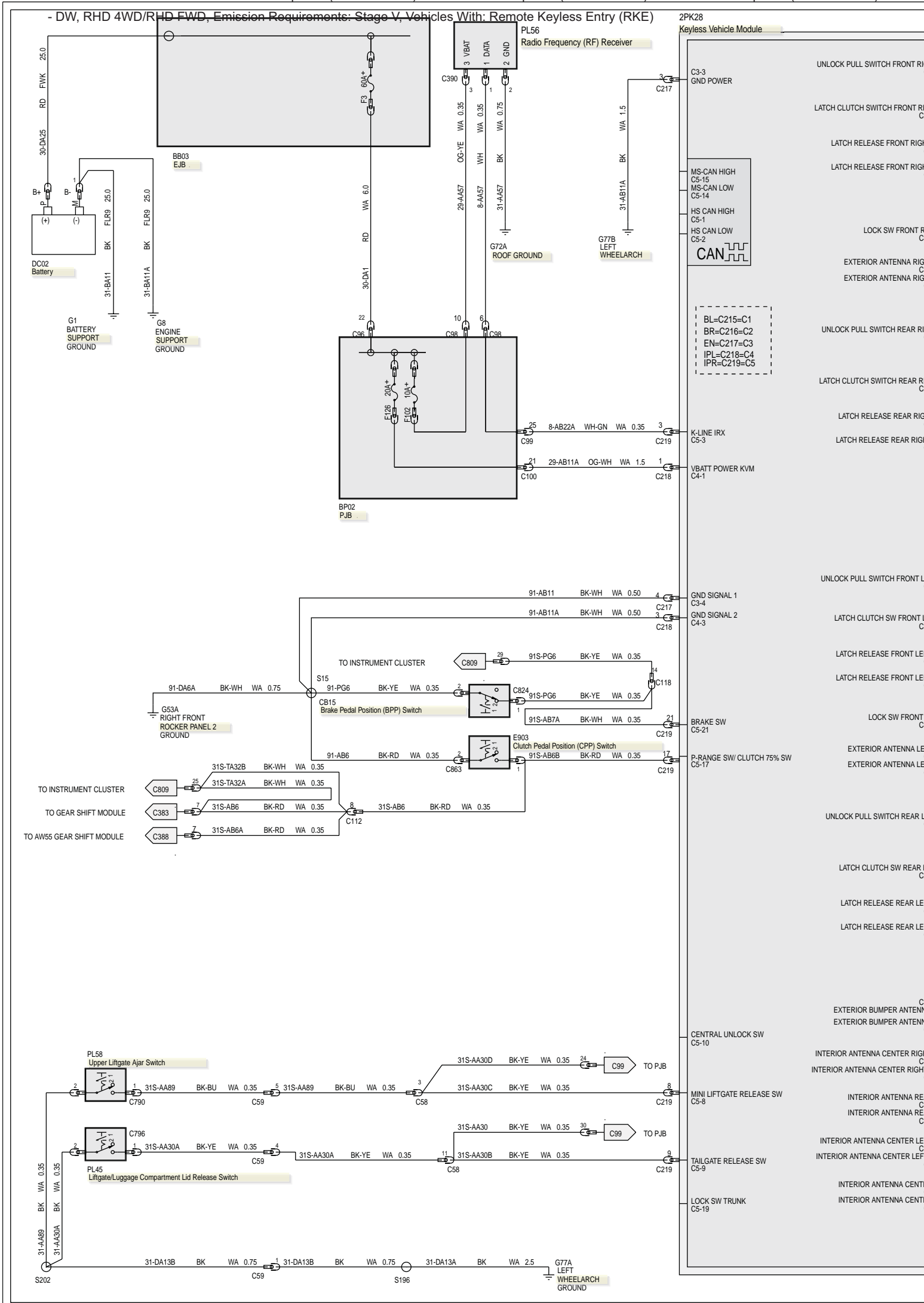


501-14-24 Power Door Locks—2.0L Duratorq-TDCi (100kW/136PS) - DW, RHD 4WD/RHD FWD, Vehicles With: Remote Keyless Entry (RKE)



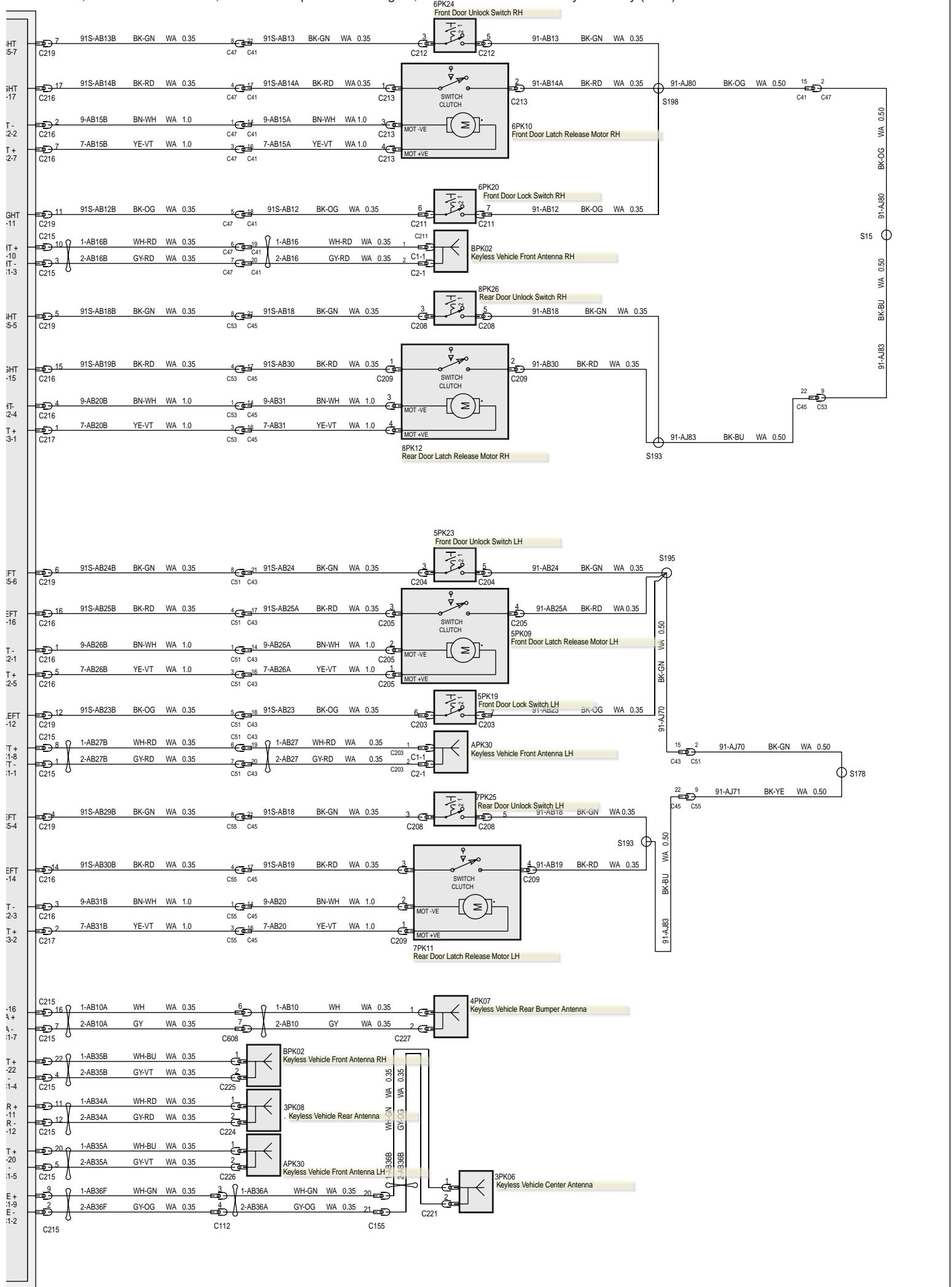
501-14-25 Power Door Locks—2.0L Duratorq-TDCi (100kW/136PS) - DW/2.0L Duratorq-TDCi (103kW/140PS) - DW/2.0L Duratorq-TDCi (120kW/163PS)

- DW, RHD 4WD/RHD FWD, Emission Requirements: Stage V, Vehicles With: Remote Keyless Entry (RKE)



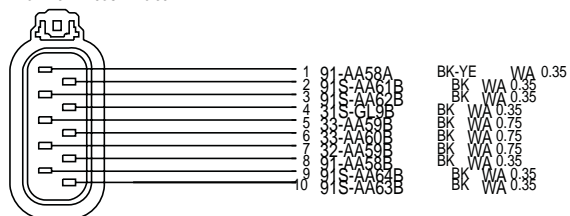
501-14-26 Power Door Locks—2.0L Duratorq-TDCi (100kW/136PS) - DW/2.0L Duratorq-TDCi (103kW/140PS) - DW/2.0L Duratorq-TDCi (120kW/163PS)

- DW, RHD 4WD/RHD FWD, Emission Requirements: Stage V, Vehicles With: Remote Keyless Entry (RKE)



Driver Door Latch (G1234758)

- PIN 5 => 32-AA59A WH-BK 0.75 WA
- PIN 7 => 33-AA59A YE-BK 0.75 WA
- PIN 6 => 33-AA60A YE 0.75 WA
- PIN 10 => 91S-AA63A BK-OG 0.35 WA
- PIN 9 => 91S-AA64A BK-GN 0.35 WA
- PIN 2 => 91S-AA61A BK-BU 0.35 WA
- PIN 3 => 91S-AA62A BK-WH 0.35 WA
- PIN 4 => 31S-GL9A BK-YE 0.35 WA
- PIN 1 => 31-AA58A BK 0.35 WA
- PIN 8 => 31-AA58C BK 0.35 WA



3M5T-14A464-DKA

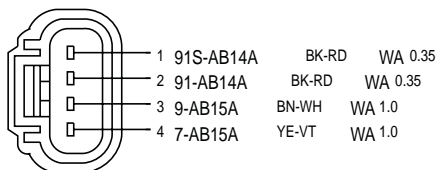
C148

TO DRIVER FRONT DOOR LATCH UNIT

HARNESS 14A584

Front Door Latch Release Motor LH (G1234759)

- PIN 4 => 91-AB14 BK-RD 0.35 WA
- PIN 3 => 91S-AB14 BK-RD 0.35 WA
- PIN 2 => 9-AB15 BN-WH 1.0 WA
- PIN 1 => 7-AB15 YE-VT 1.0 WA



YF1T-14A464-CA

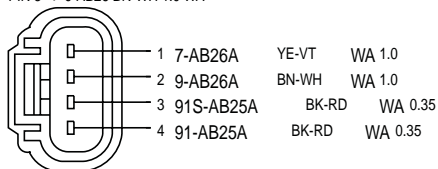
C213

TO FL DOOR LOCK/UNLOCK LATCH (KEYLESS VEHICLE)

HARNESS 14A584

Front Door Latch Release Motor RH (G1234760)

- PIN 2 => 91-AB25 BK-RD 0.35 WA
- PIN 4 => 7-AB26 YE-VT 1.0 WA
- PIN 1 => 91S-AB25 BK-RD 0.35 WA
- PIN 3 => 9-AB26 BN-WH 1.0 WA



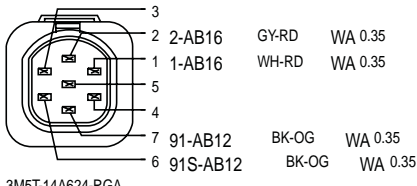
YF1T-14A464-CA

C205

TO FR DOOR LOCK/UNLOCK LATCH (KEYLESS VEHICLE)

HARNESS 14K138

Front Door Lock Switch LH (G1245486)



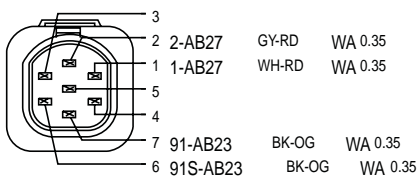
3M5T-14A624-RGA

C211

TO FL LOCK SWITCH / FL HANDEL ANTENNA (KV)

HARNESS 14A584

Front Door Lock Switch RH (G1245487)



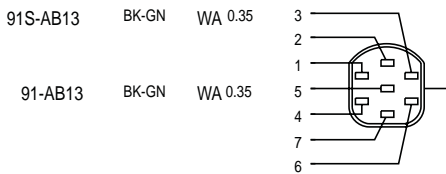
3M5T-14A624-RGA

C203

TO FR LOCK SWITCH / FR HANDEL ANTENNA (KV)

HARNESS 14K138

Front Door Unlock Switch LH (G1234761)



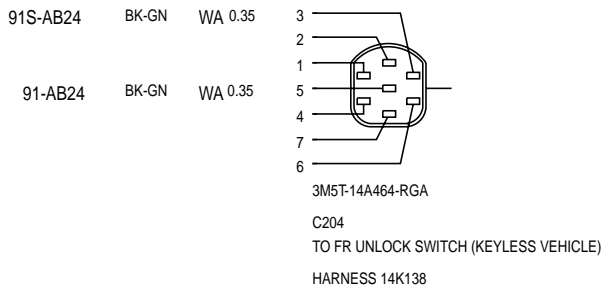
3M5T-14A464-RGA

C212

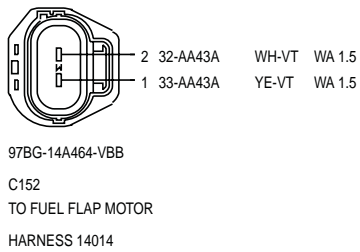
TO FL UNLOCK SWITCH (KEYLESS VEHICLE)

HARNESS 14A584

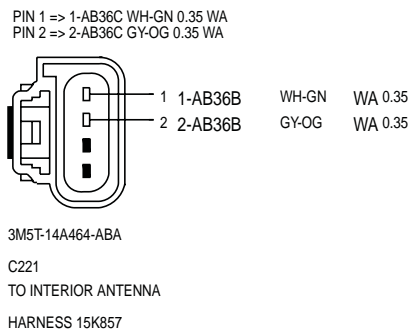
Front Door Unlock Switch RH (G1234762)



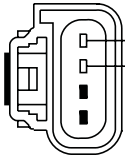
Fuel Filler Door Relay (G1234763)



Keyless Vehicle Center Antenna (G1234764)



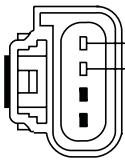
Keyless Vehicle Front Antenna LH (G1234765)



- 1 1-AB35A WH-BU WA 0.35
- 2 2-AB35A GY-VT WA 0.35

3M5T-14A464-ABA
C226
TO INTERIOR ANTENNA CENTER LEFT
HARNESS 14014

Keyless Vehicle Front Antenna RH (G1234766)

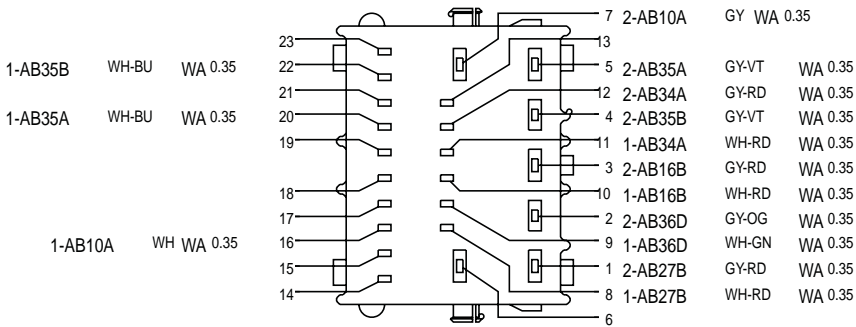


- 1 1-AB35B WH-BU WA 0.35
- 2 2-AB35B GY-VT WA 0.35

3M5T-14A464-ABA
C225
TO INTERIOR ANTENNA CENTER RIGHT
HARNESS 14014

Keyless Vehicle Module (KVM) (G1234767)

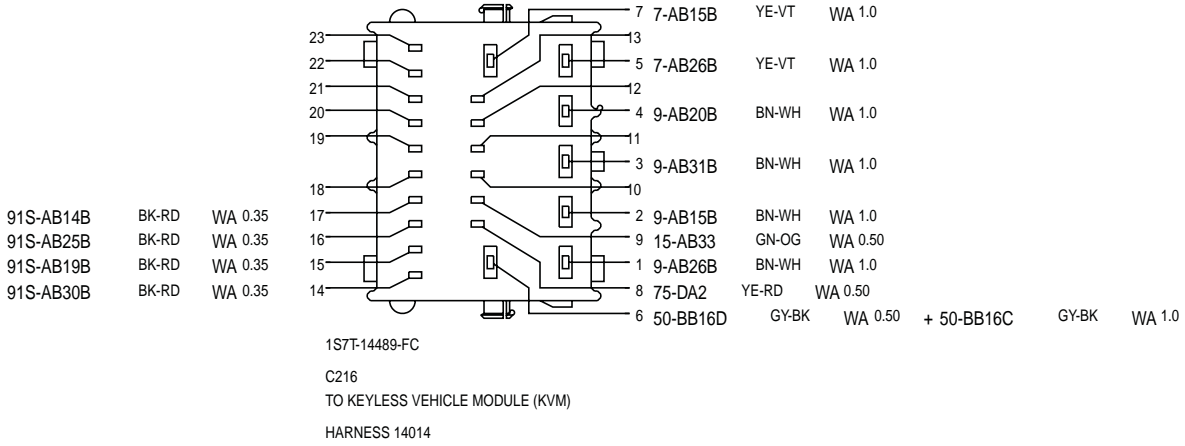
- PIN 3 => 2-AB27A GY-RD 0.35 WA
- PIN 10 => 1-AB27A WH-RD 0.35 WA
- PIN 8 => 1-AB16A WH-RD 0.35 WA
- PIN 1 => 2-AB16A GY-RD 0.35 WA
- PIN 2 => 2-AB36F GY-OG 0.35 WA
- PIN 9 => 1-AB36F WH-GN 0.35 WA
- PIN 2 => 2-AB36B GY-OG 0.35 WA
- PIN 9 => 1-AB36B WH-GN 0.35 WA



1S7T-14489-EC
C215
TO KEYLESS VEHICLE MODULE (KVM)
HARNESS 14014

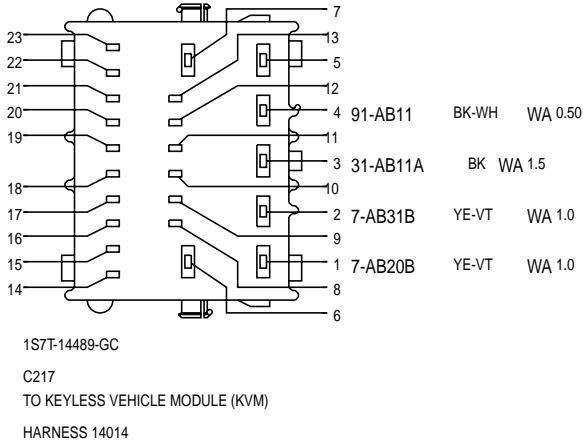
Keyless Vehicle Module (KVM) (G1234768)

PIN 3 => 9-AB20A BN-WH 1.0 WA
 PIN 14 => 91S-AB19A BK-RD 0.35 WA
 PIN 5 => 7-AB15A YE-VT 1.0 WA
 PIN 1 => 9-AB15A BN-WH 1.0 WA
 PIN 16 => 91S-AB14A BK-RD 0.35 WA
 PIN 4 => 9-AB31A BN-WH 1.0 WA
 PIN 15 => 91S-AB30A BK-RD 0.35 WA
 PIN 7 => 7-AB26A YE-VT 1.0 WA
 PIN 2 => 9-AB26A BN-WH 1.0 WA
 PIN 17 => 91S-AB25A BK-RD 0.35 WA

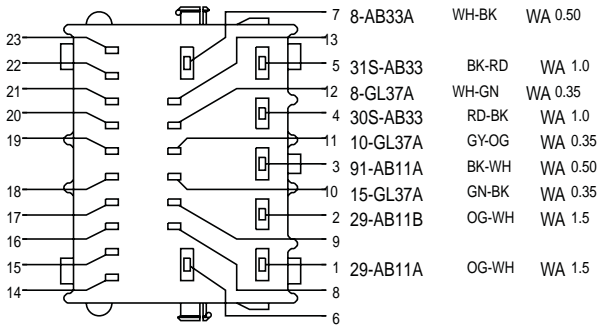


Keyless Vehicle Module (KVM) (G1234769)

PIN 2 => 7-AB20A YE-VT 1.0 WA
 PIN 1 => 7-AB31A YE-VT 1.0 WA



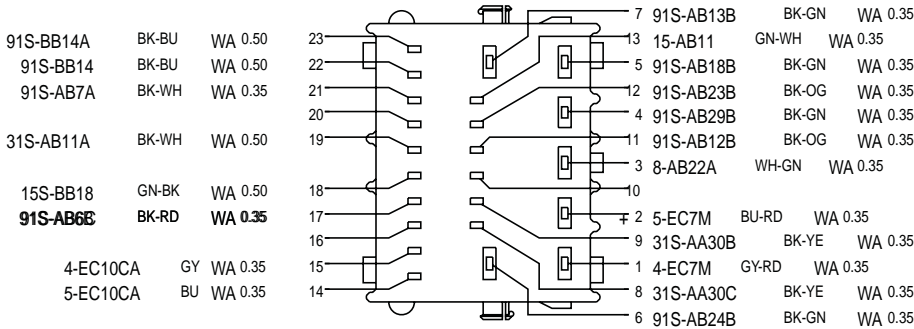
Keyless Vehicle Module (KVM) (G1234770)



1S7T-14489-HC
C218
TO KEYLESS VEHICLE MODULE (KVM)
HARNESS 14014

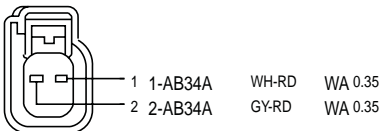
Keyless Vehicle Module (KVM) (G1234771)

PIN 11 => 91S-AB23A BK-OG 0.35 WA
PIN 4 => 91S-AB18A BK-GN 0.35 WA
PIN 6 => 91S-AB13A BK-GN 0.35 WA
PIN 12 => 91S-AB12A BK-OG 0.35 WA
PIN 5 => 91S-AB29A BK-GN 0.35 WA
PIN 7 => 91S-AB24A BK-GN 0.35 WA
PIN 2 => 5-EC7B BU-RD 0.35 WA
PIN 1 => 4-EC7B GY-RD 0.35 WA
PIN 2 => 5-EC7P BU-RD 0.35 WA
PIN 1 => 4-EC7P GY-RD 0.35 WA
PIN 17 => 91S-AB6B BK-RD 0.35 WA + 91S-AB6C BK-RD 0.35 WA



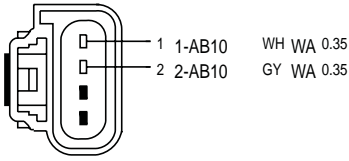
1S7T-14489-JC
C219
TO KEYLESS VEHICLE MODULE (KVM)
HARNESS 14014

Keyless Vehicle Rear Antenna (G1234772)



YF1T-14A464-FA
C224
TO INTERIOR TRUNK ANTENNA
HARNESS 14014

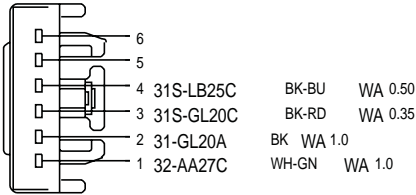
Keyless Vehicle Rear Bumper Antenna (G1234773)



3M5T-14A464-ABA
C227
TO EXTERIOR TRUNK ANTENNA
HARNESS 15K868

Liftgate/Luggage Compartment Lid Latch (G1234774)

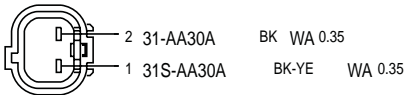
PIN 1 => 32-AA27A WH-GN 0.50 WA + 32-AA27 BK 0.50 WA
PIN 4 => 31S-LB25A BK-BU 0.50 WA + 31S-LB25 BK 0.50 WA
PIN 3 => 31S-GL20A BK-RD 0.35 WA + 31S-GL20 BK 0.35 WA
PIN 2 => 31-GL20 BK 0.50 WA



8V4T-14489-DFA
C798
TO TAILGATE LATCH (LIFTGATE)
HARNESS 17N400

Liftgate/Luggage Compartment Lid Release Switch (G1234775)

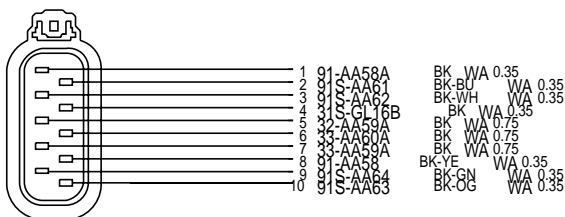
PIN 2 => 31-AA30 BK 0.35 WA
PIN 1 => 31S-AA30 BK-YE 0.35 WA



XF2T-14A464-YC
C796
TO TAILGATE RELEASE SWITCH METAL LIFTGATE
HARNESS 14B562

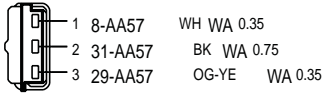
Passenger Door Latch (G1234776)

PIN 6 => 33-AA60 YE 0.75 WA
PIN 5 => 33-AA59 YE-BK 0.75 WA
PIN 7 => 32-AA59 WH-BK 0.75 WA
PIN 4 => 31S-GL16A BK-BU 0.35 WA
PIN 8 => 31-AA58B BK 0.35 WA
PIN 1 => 31-AA58C BK 0.35 WA



3M5T-14A464-DKA
C149
TO PASS. FRONT DOOR LATCH UNIT
HARNESS 14K138

Radio Frequency (RF) Receiver (G1234777)



3M5T-14489-CCB
C390
TO REMOTE RF RECEIVER
HARNESS 14335

Rear Door Latch (G1236332)

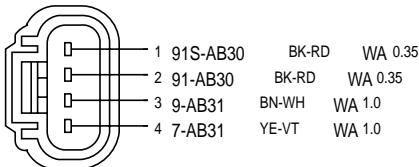
PIN 5 => 32-AA59B WH-BK 0.75 WA
PIN 1 => 31-AJ83A BK 0.50 WA
PIN 8 => 31-AJ83B BK 0.50 WA
PIN 7 => 33-AA59B YE-BK 0.75 WA



3M5T-14A464-DKA
C150
TO REAR DOOR LATCH UNIT
HARNESS 14240

Rear Door Latch Release Motor (G1236333)

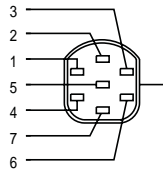
PIN 4 => 91-AB19 BK-RD 0.35 WA
PIN 1 => 7-AB20 YE-VT 1.0 WA
PIN 2 => 9-AB20 BN-WH 1.0 WA
PIN 3 => 91S-AB19 BK-RD 0.35 WA



YF1T-14A464-CA
C209
TO RL DOOR LOCK/UNLOCK LATCH (KEYLESS VEHICLE)
HARNESS 14240

Rear Door Unlock Switch (G1236334)

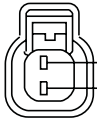
91S-AB18 BK-GN WA 0.35
91-AB18 BK-GN WA 0.35



3M5T-14A464-RGA
C208
TO RL UNLOCK SWITCH (KEYLESS VEHICLE)
HARNESS 14240

Upper Liftgate Ajar Switch (G1246448)

PIN 2 => 15-RL50C GN-BU 0.75 WK
PIN 1 => 91S-RL50C BK-BU 0.75 WK



1 91S-AA89 BK-BU WA 0.35
2 91-AA89 BK WA 0.35

XR3T-14A464-AA

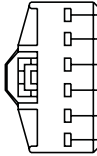
C790-A

TO TAILGATE RELEASE SWITCH MINI LIFTGATE

HARNESS 14B562

Upper Liftgate Latch (G1246449)

PIN 2 => 9-RJ3 BN-WH 0.5 R2
PIN 3 => 8-RJ3 WH-VT 0.5 R2
PIN 1 => 7-RJ3 YE-RD 0.5 R2



1 32-AA27B WH-GN WA 1.0
2 31-GL20B BK WA 1.0
3 31S-GL20B BK-RD WA 0.35
4 31S-LB25B BK-BU WA 0.50
5
6

3M5T-14489-DFA

C803-A

TO LATCH (MINI LIFTGATE)

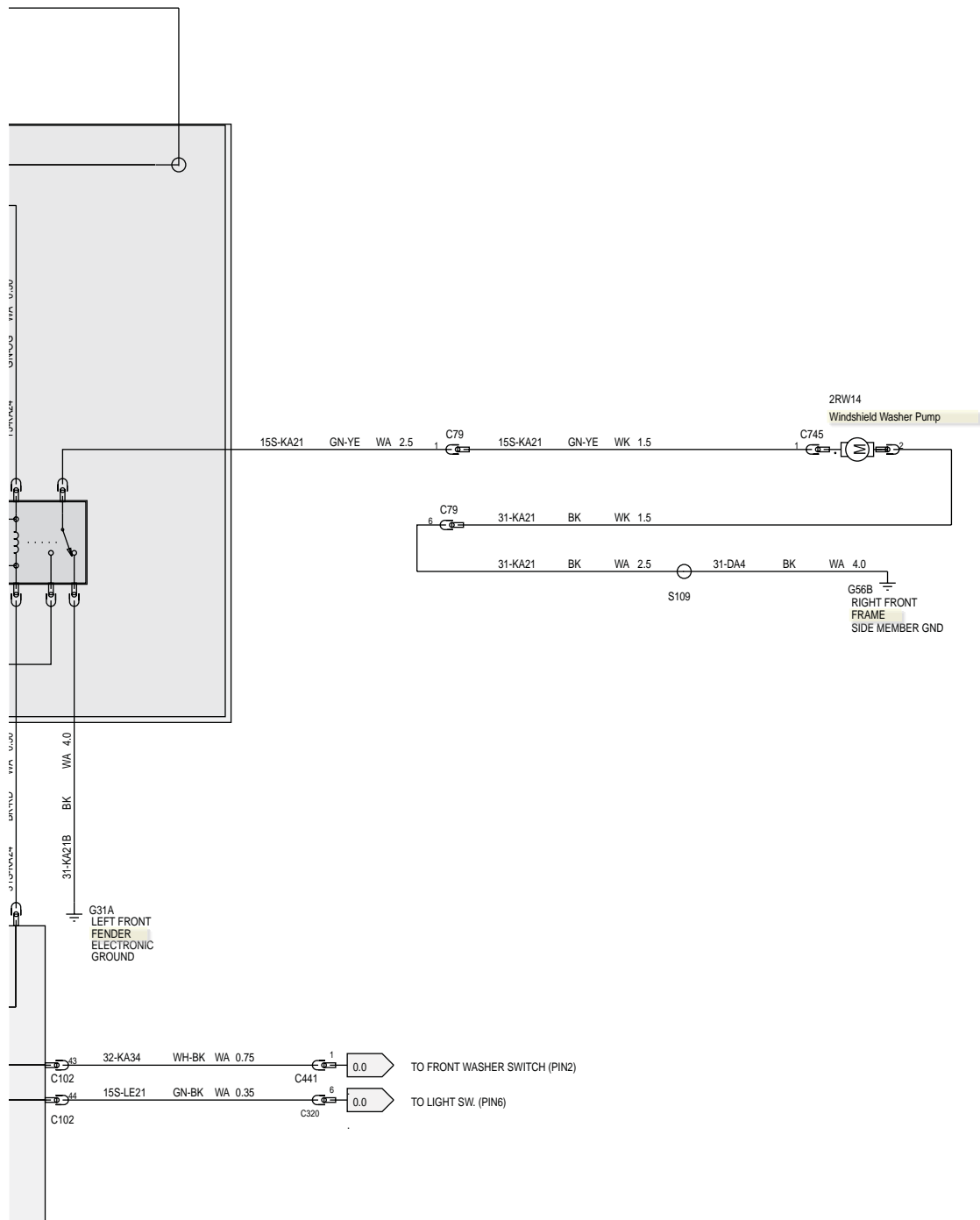
HARNESS 17N400

SECTION 501-16 Wipers and Washers

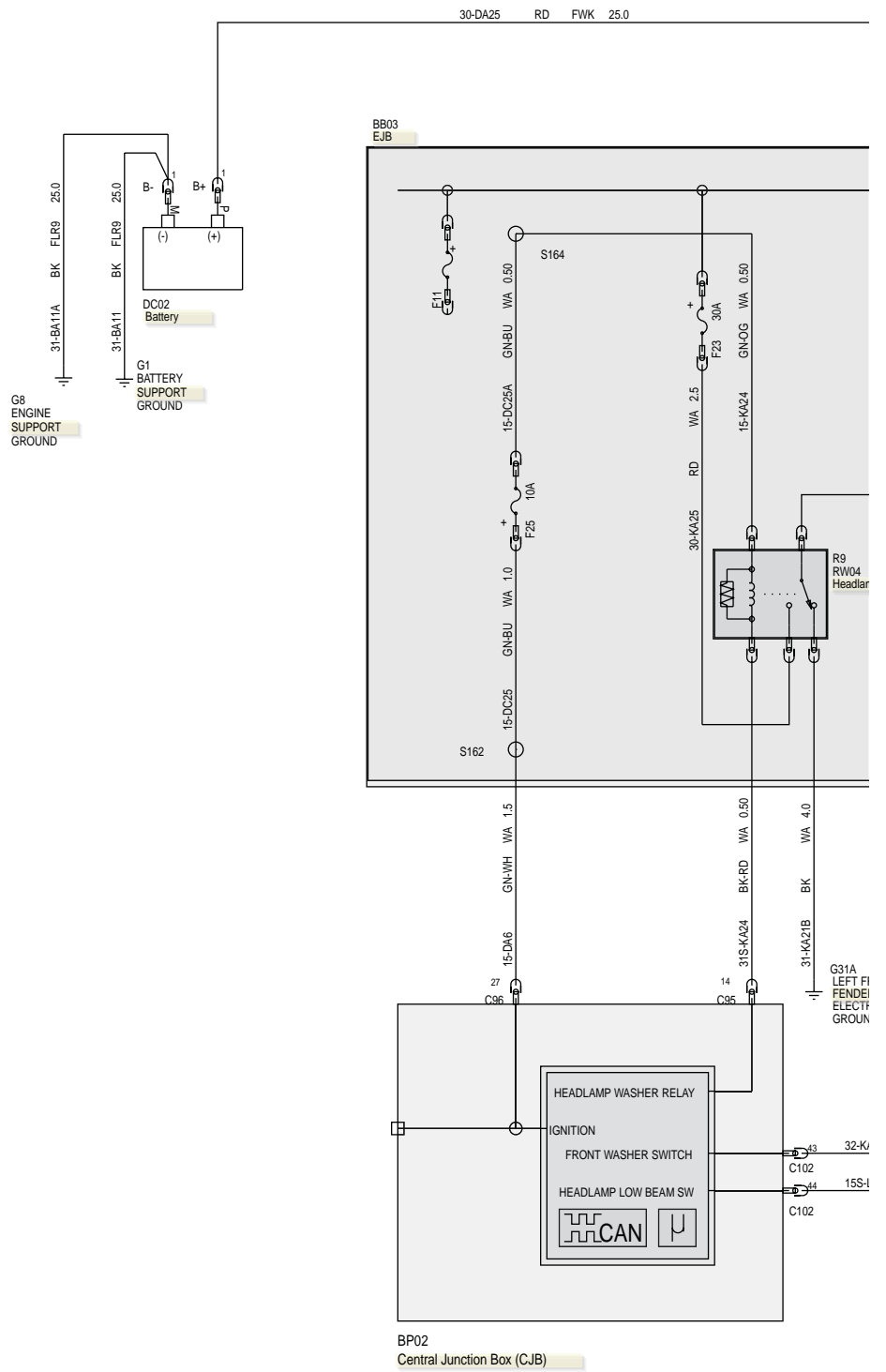
VEHICLE APPLICATION: 2011.0 Kuga

CONTENTS	PAGE
ELECTRICAL SCHEMATICS	
Headlamp Washer.....	501-16-2
Headlamp Washer.....	501-16-4
Wipers and Washers — Vehicles Without: Autowipers.....	501-16-6
Wipers and Washers — Vehicles With: Autowipers.....	501-16-8
ELECTRICAL CONNECTORS	
Headlamp Washer Pump.....	501-16-10
Headlamp Washer Pump Relay.....	501-16-10
Rear Window Wiper Motor.....	501-16-10
Windshield Heated Washer Jet LH.....	501-16-10
Windshield Heated Washer Jet RH.....	501-16-11
Windshield Washer Pump.....	501-16-11
Windshield Wiper Motor.....	501-16-11
Windshield Wiper/Washer Switch.....	501-16-11

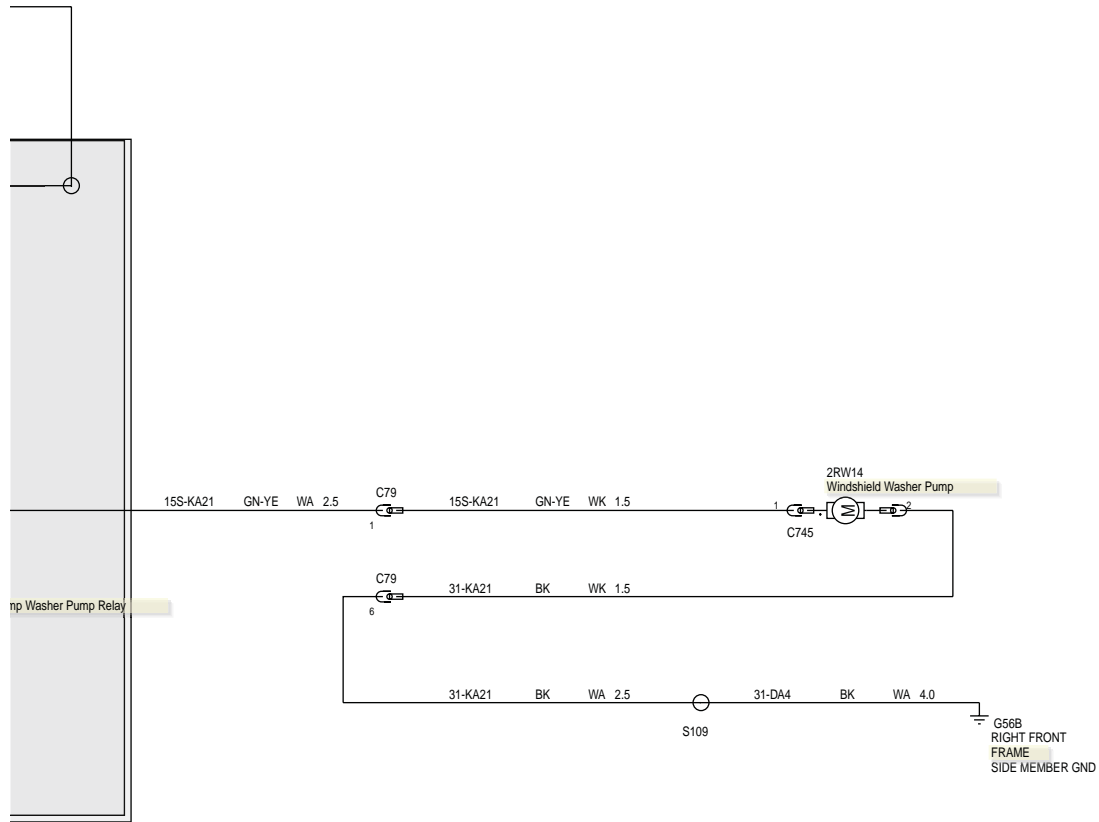
501-16-3 Headlamp Washer



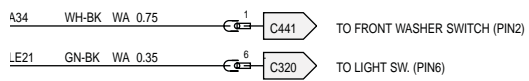
501-16-4 Headlamp Washer



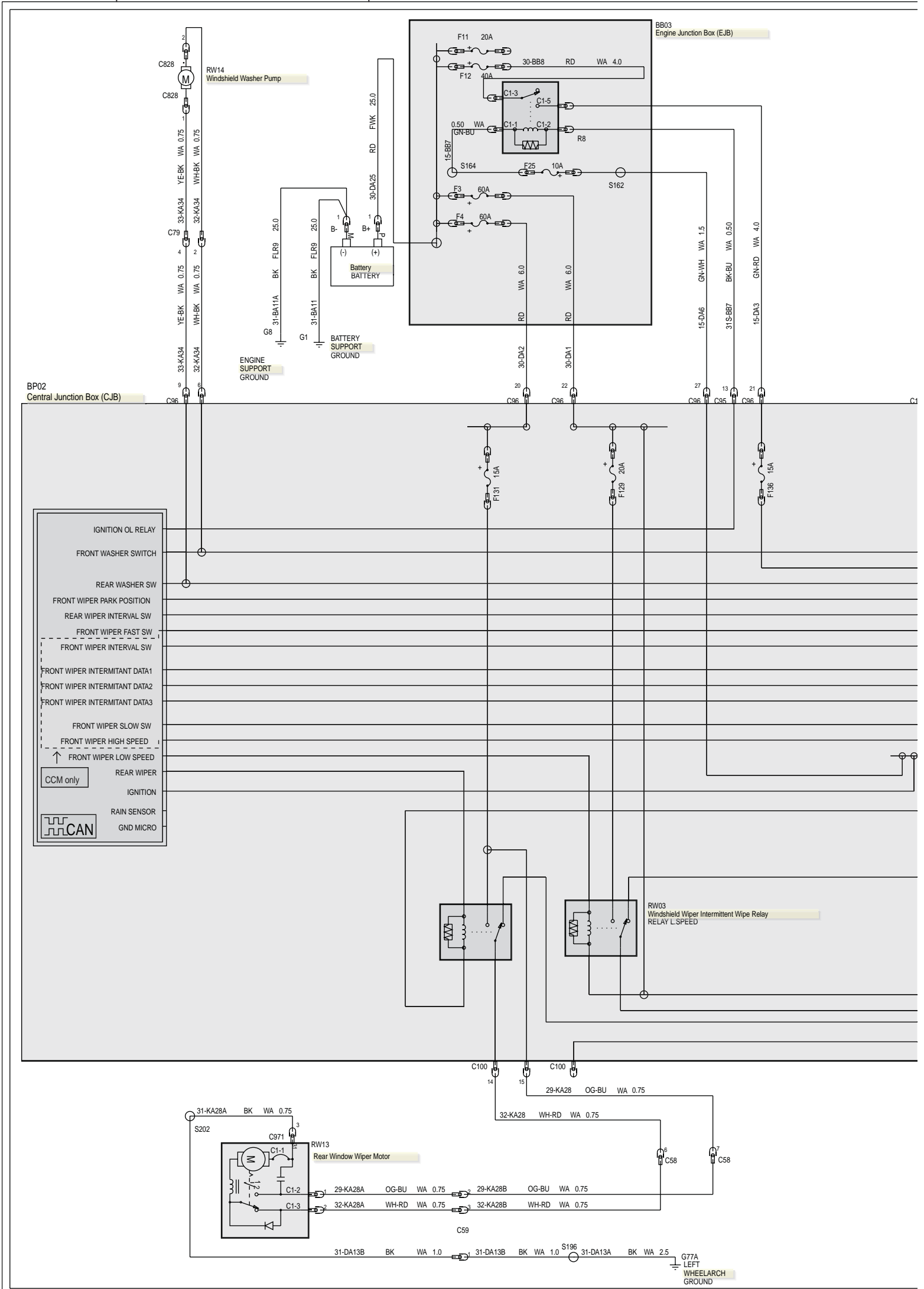
501-16-5 Headlamp Washer



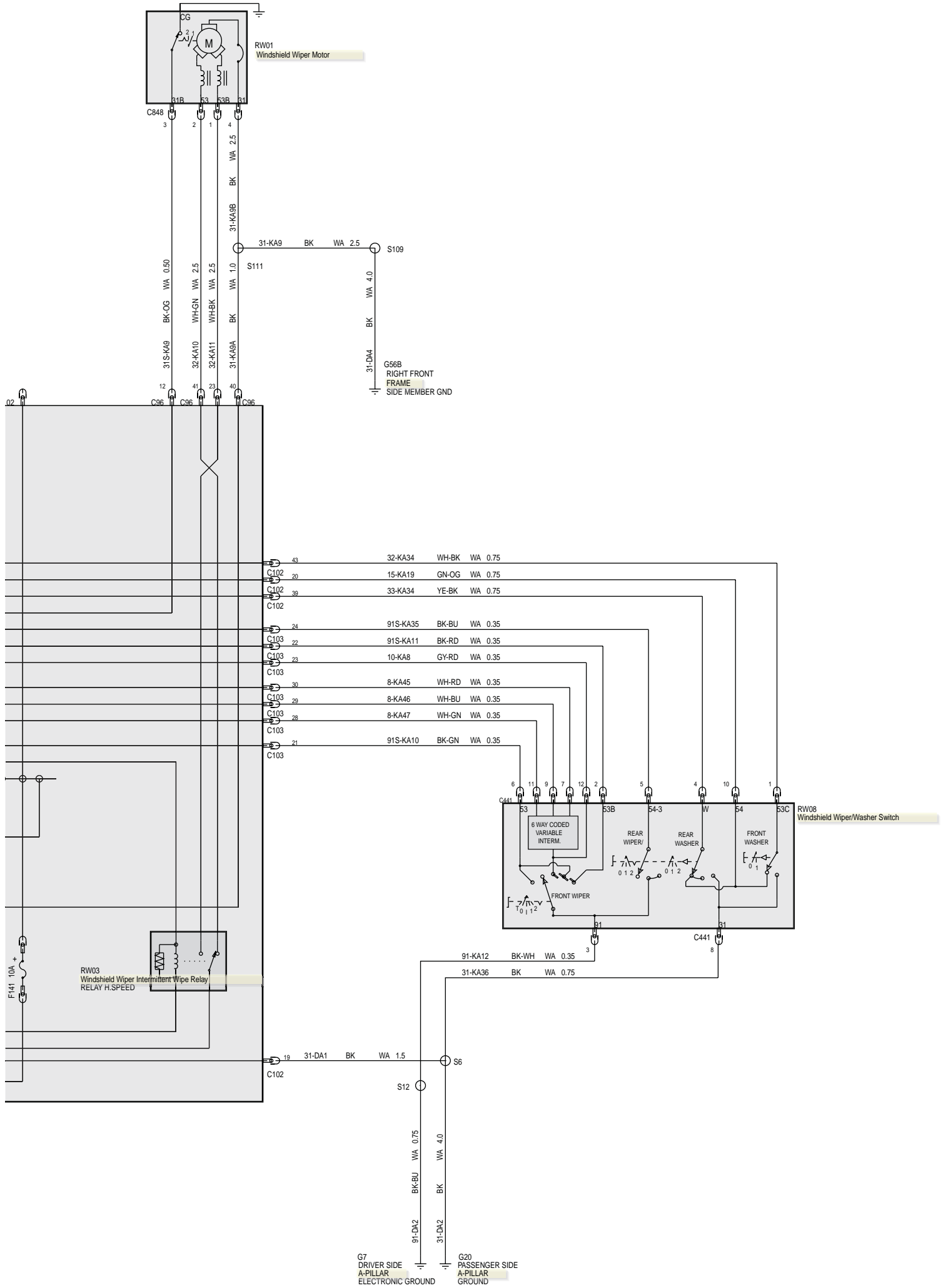
FRONT
RIGHT
TYPICAL
VIEW



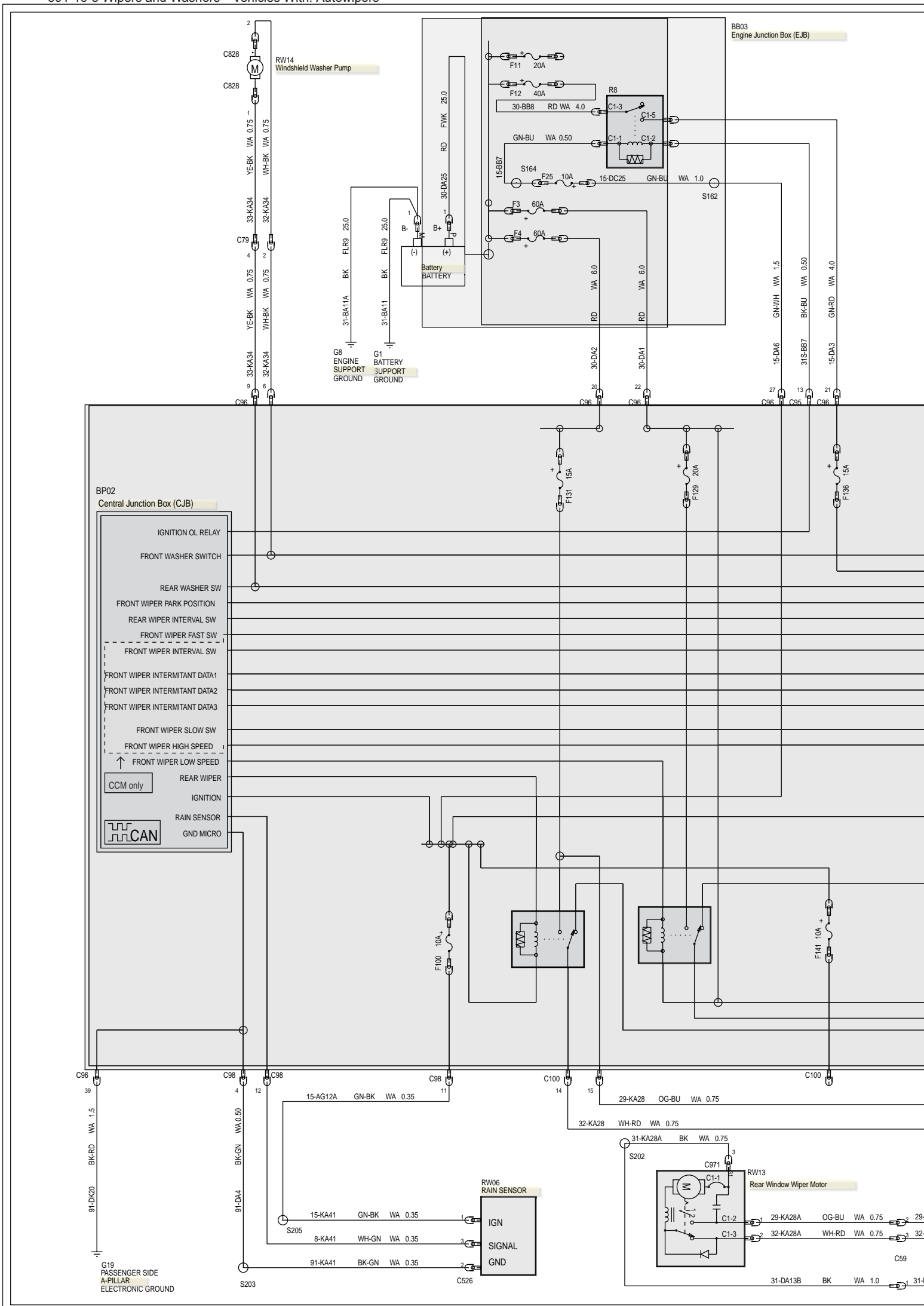
501-16-6 Wipers and Washers—Vehicles Without: Autowipers



501-16-7 Wipers and Washers—Vehicles Without: Autowipers

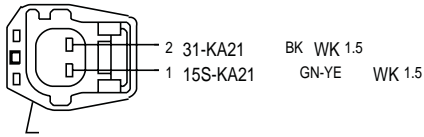


501-16-8 Wipers and Washers—Vehicles With: Autowipers





Headlamp Washer Pump (G1234785)




XW4T-14A464-AJB

C745

TO HEADLAMP WASHER PRESSURE PUMP MOTOR

HARNESS F221050

Headlamp Washer Pump Relay (G1313062)



Rear Window Wiper Motor (G1234786)

PIN 2 => 32-KA28 BK 0.75 WA + 32-KA28A WH-RD 0.75 WA
PIN 1 => 29-KA28 BK 0.75 WA + 29-KA28A OG-BU 0.75 WA
PIN 3 => 31-KA28A BK 0.75 WA



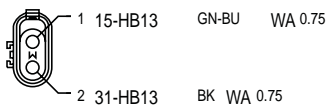
4S7T-14489-VCA

C971

TO REAR WIPER MOTOR

HARNESS 14B562

Windshield Heated Washer Jet LH (G1234787)



91AG-14A464-BBC

C721

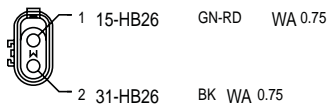
TO LEFT FRONT WINDOW WASHER JET HEATER

HARNESS 14297





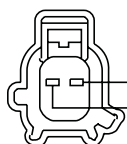
Windshield Heated Washer Jet RH (G1234788)



1	15-HB26	GN-RD	WA 0.75
2	31-HB26	BK	WA 0.75

91AG-14A464-BBC
C720
TO RIGHT FRONT WINDOW WASHER JET HEATER
HARNES 14297

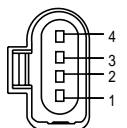
Windshield Washer Pump (G1234789)



1	33-KA34	YE-BK	WA 0.75
2	32-KA34	WH-BK	WA 0.75

1L2T-14A464-BA
C828
TO WASHER PUMP
HARNES F221050

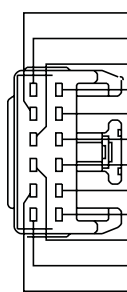
Windshield Wiper Motor (G1234790)



4	31-KA9B	BK	WA 2.5
3	31S-KA9	BK-OG	WA 0.50
2	32-KA10	WH-GN	WA 2.5
1	32-KA11	WH-BK	WA 2.5

3M5T-14A464-GDA
C848
HARNES 14K733
TO WINDSHIELD WIPER MOTOR (FRONT WIPER MOTOR EU)

Windshield Wiper/Washer Switch (G1234791)



11	8-KA47	WH-GN	WA 0.35
12	10-KA8	GY-RD	WA 0.35
10	15-KA19	GN-OG	WA 0.75
6	91S-KA10	BK-GN	WA 0.35
5	91S-KA35	BK-BU	WA 0.35
4	33-KA34	YE-BK	WA 0.75
3	91-KA12	BK-WH	WA 0.35
2	91S-KA11	BK-RD	WA 0.35
1	32-KA34	WH-BK	WA 0.75
9	8-KA46	WH-BU	WA 0.35
7	8-KA45	WH-RD	WA 0.35
8	31-KA36	BK	WA 0.75

97BG-14489-YMB
C441
TO FRONT AND REAR WIPER SWITCH
HARNES 14401





SECTION 501-20A Safety Belt System


VEHICLE APPLICATION: 2011.0 Kuga

CONTENTS	PAGE
ELECTRICAL CONNECTORS	
Driver Safety Belt Buckle Switch.....	501-20A-2
Driver Safety Belt Pretensioner.....	501-20A-2
Passenger Safety Belt Buckle Switch.....	501-20A-2
Passenger Safety Belt Buckle Switch.....	501-20A-3
Passenger Safety Belt Pretensioner.....	501-20A-3







Driver Safety Belt Buckle Switch (G1240736)



Driver Safety Belt Pretensioner (G1240737)




Passenger Safety Belt Buckle Switch (G1245490)






Passenger Safety Belt Buckle Switch (G1240738)



Passenger Safety Belt Pretensioner (G1240739)

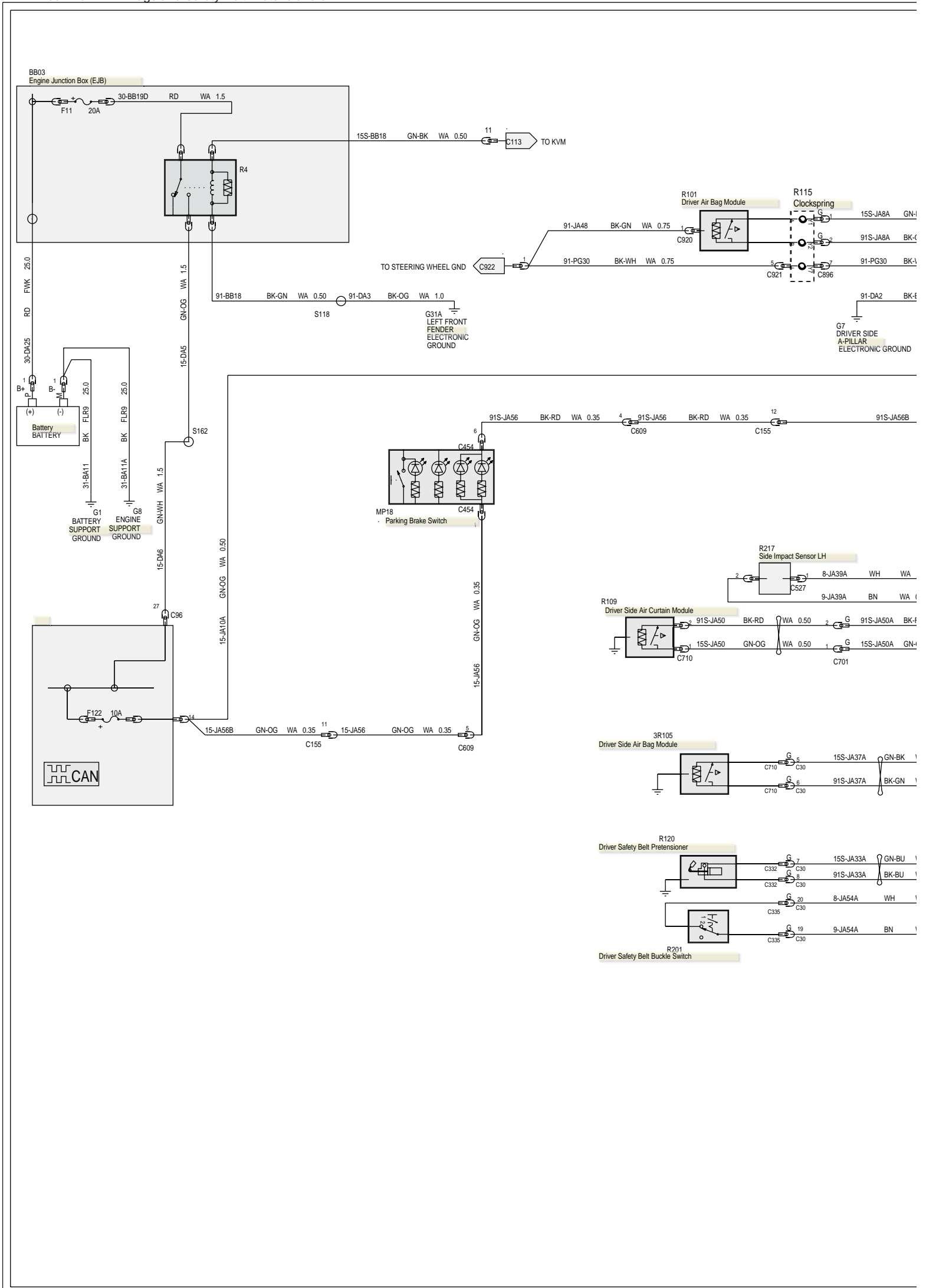


SECTION 501-20B Supplemental Restraint System

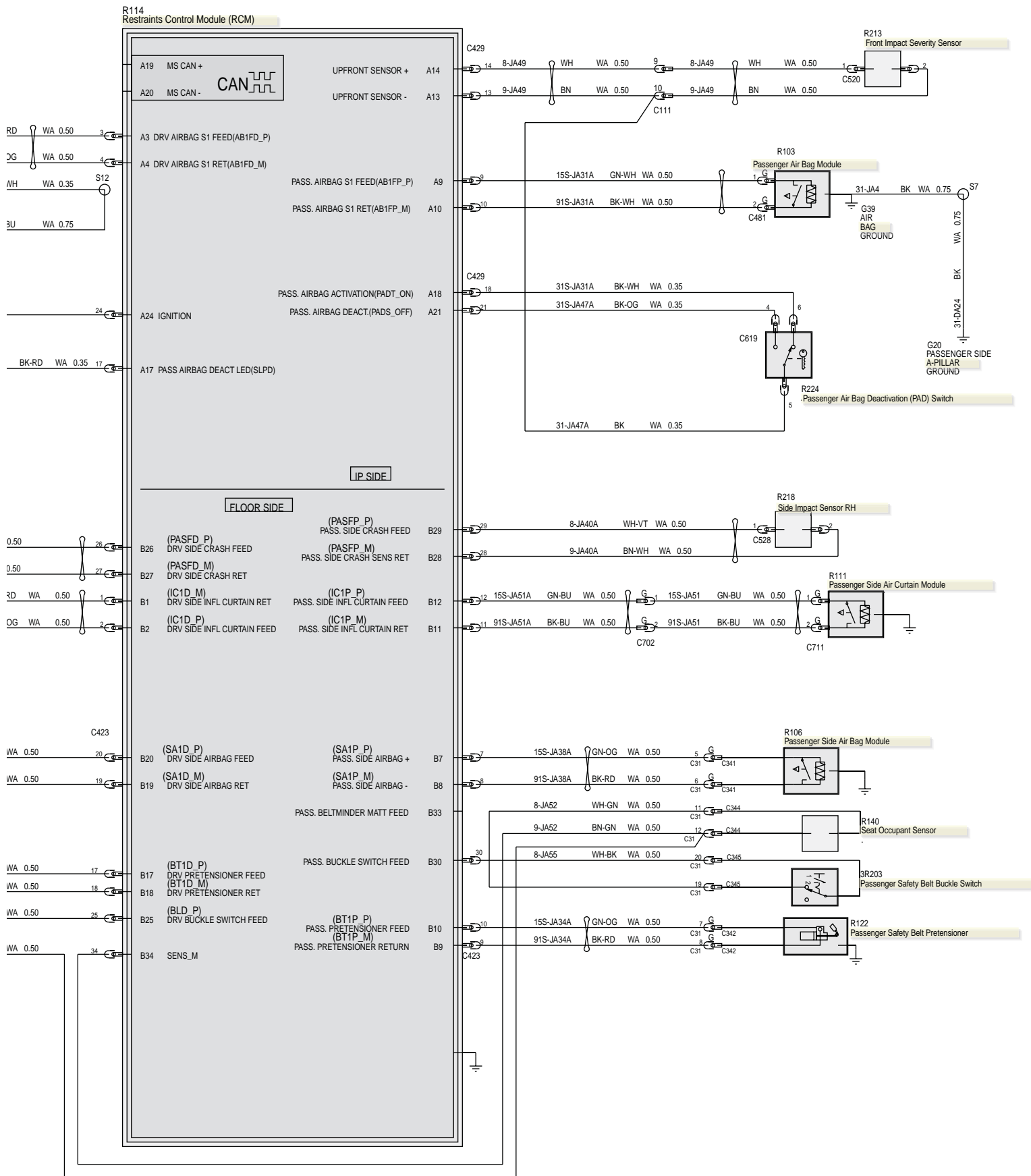
VEHICLE APPLICATION: 2011.0 Kuga

CONTENTS	PAGE
ELECTRICAL SCHEMATICS	
Air Bags and Safety Belt Pretensioners.....	501-20B-2
Air Bags and Safety Belt Pretensioners.....	501-20B-4
ELECTRICAL CONNECTORS	
Clockspring.....	501-20B-6
Clockspring.....	501-20B-6
Driver Air Bag Module.....	501-20B-6
Driver Side Air Bag Module.....	501-20B-6
Driver Side Air Curtain Module.....	501-20B-7
Driver Side Impact Sensor.....	501-20B-7
Front Impact Severity Sensor.....	501-20B-7
Passenger Air Bag Deactivation (PAD) Switch.....	501-20B-7
Passenger Air Bag Module.....	501-20B-8
Passenger Side Air Bag Module.....	501-20B-8
Passenger Side Air Curtain Module.....	501-20B-8
Passenger Side Impact Sensor.....	501-20B-8
Restraints Control Module (RCM).....	501-20B-9
Restraints Control Module (RCM).....	501-20B-9

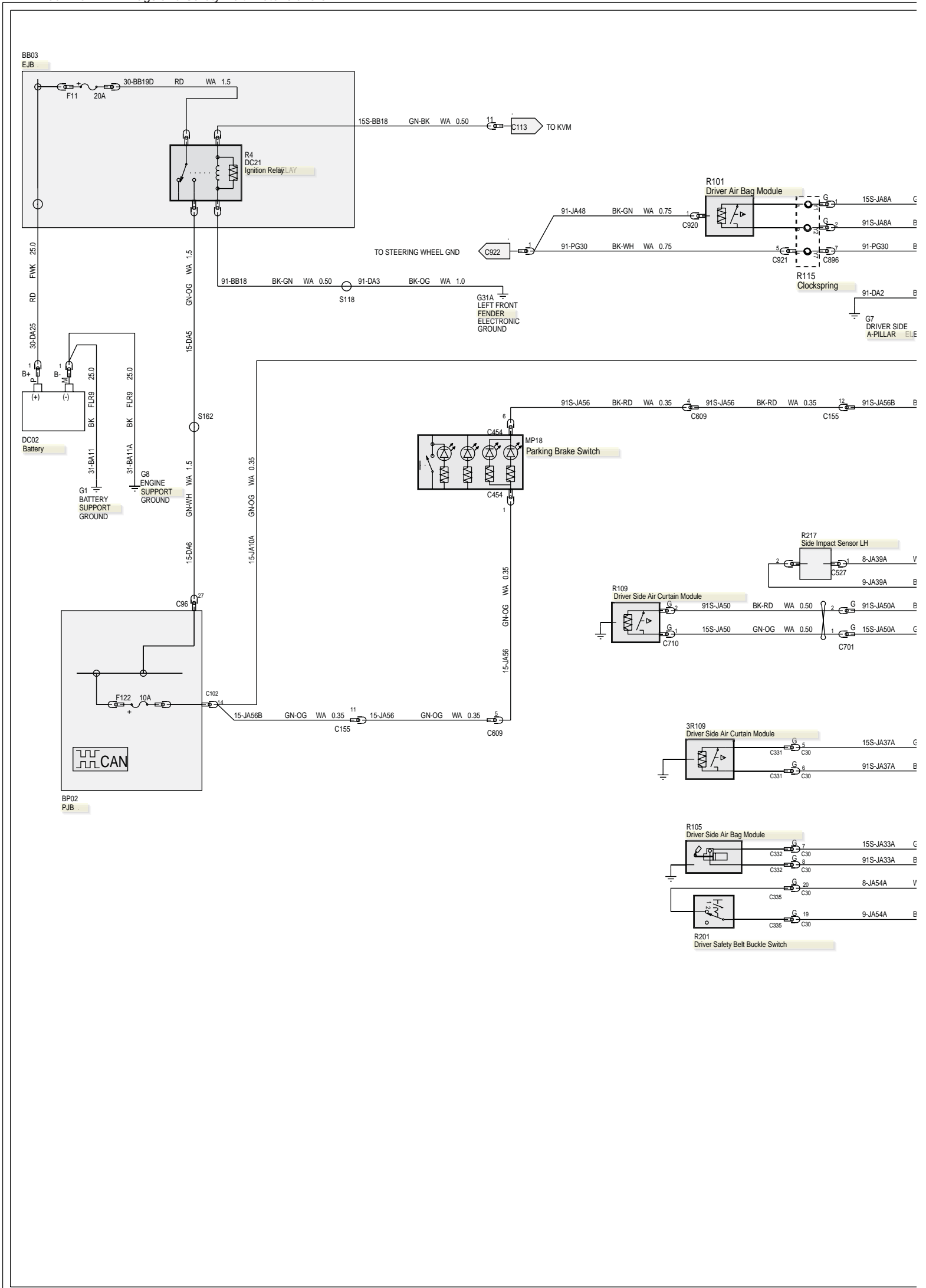
501-20B-2 Air Bags and Safety Belt Pretensioners



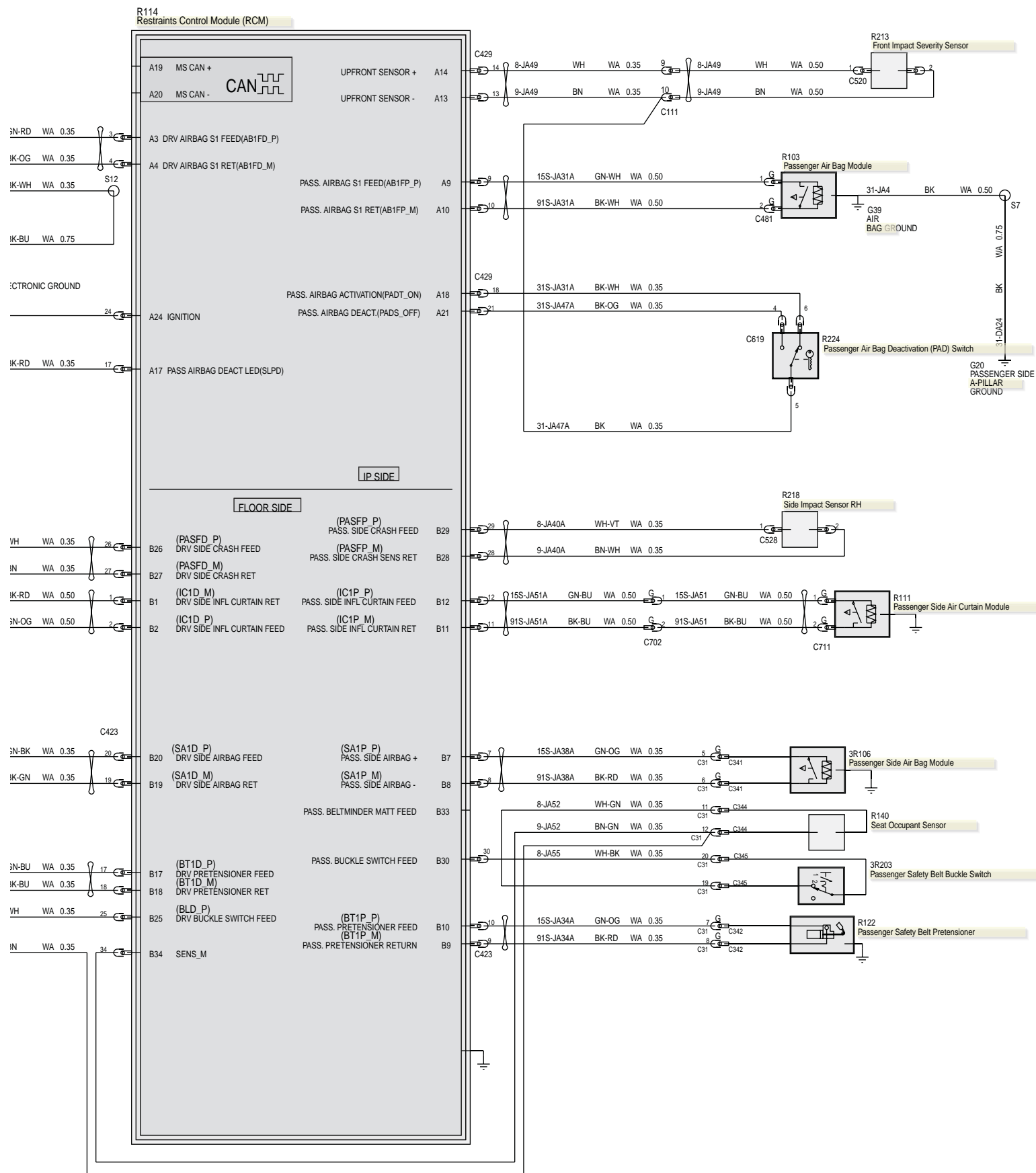
501-20B-3 Air Bags and Safety Belt Pretensioners



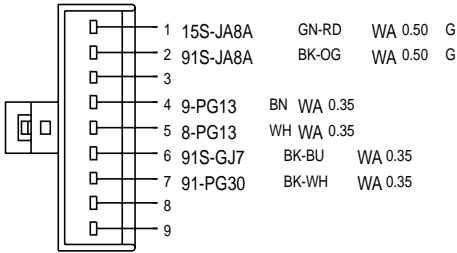
501-20B-4 Air Bags and Safety Belt Pretensioners



501-20B-5 Air Bags and Safety Belt Pretensioners

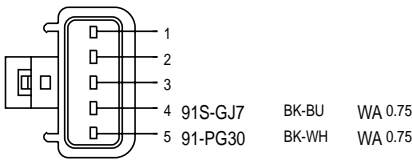


Clockspring (G1234803)




1S7T-14489-YA
C896
TO STEERING COLUMN CLOCK SPRING UNIT
HARNESS 14401

Clockspring (G1240740)




98AG-14489-RFA
C921
TO STEERING WHEEL
HARNESS 13927

Driver Air Bag Module (G1234804)

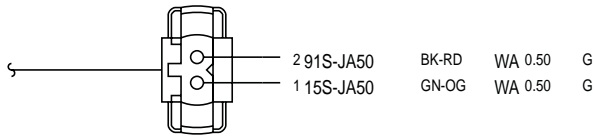


93BG-14474-ZAA
C920
TO DRIVER AIRBAG GND
HARNESS 13927

Driver Side Air Bag Module (G1240741)

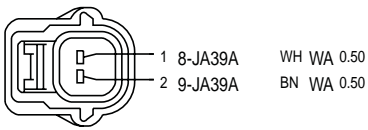


Driver Side Air Curtain Module (G1234805)



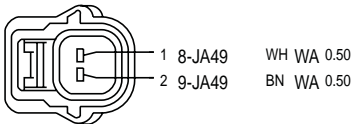
2S6T-14A464-GB
C710
TO DRIVER INFLATABLE CURTAIN (ROLLOVER)
HARNESS 14K155

Driver Side Impact Sensor (G1234806)



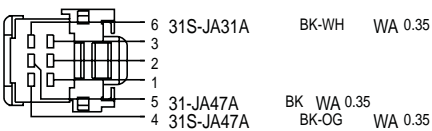
6E5T-14A464-LA(XXX)
C527
TO DRIVER SIDE CRASH SENSOR (PAS5)
HARNESS 14014

Front Impact Severity Sensor (G1234807)



6L2T-14A464-AB(XXX)
C520
TO FRONT CRASH SENSOR
HARNESS 14K733

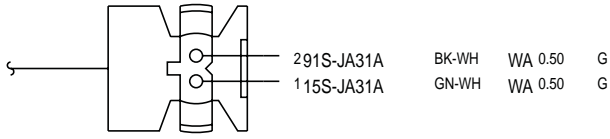
Passenger Air Bag Deactivation (PAD) Switch (G1234808)



2S6T-14489-GA
C619
TO PASSENGER AIRBAG DEACTIVATION SWITCH
HARNESS 14401



Passenger Air Bag Module (G1234809)




1W1T-14A464-BA

C481

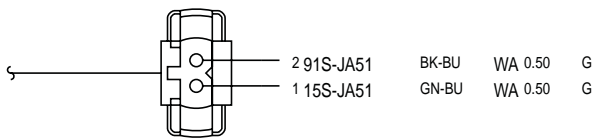
TO PASSENGER AIRBAG STAGE 1

HARNESS 14401

Passenger Side Air Bag Module (G1240742)



Passenger Side Air Curtain Module (G1234810)



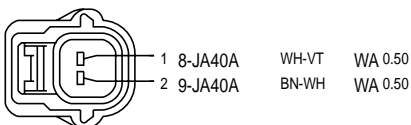
2S6T-14A464-GB

C711

TO PASSENGER INFLATABLE CURTAIN (ROLLOVER)

HARNESS 14K155

Passenger Side Impact Sensor (G1234811)



6E5T-14A464-LA(XXX)

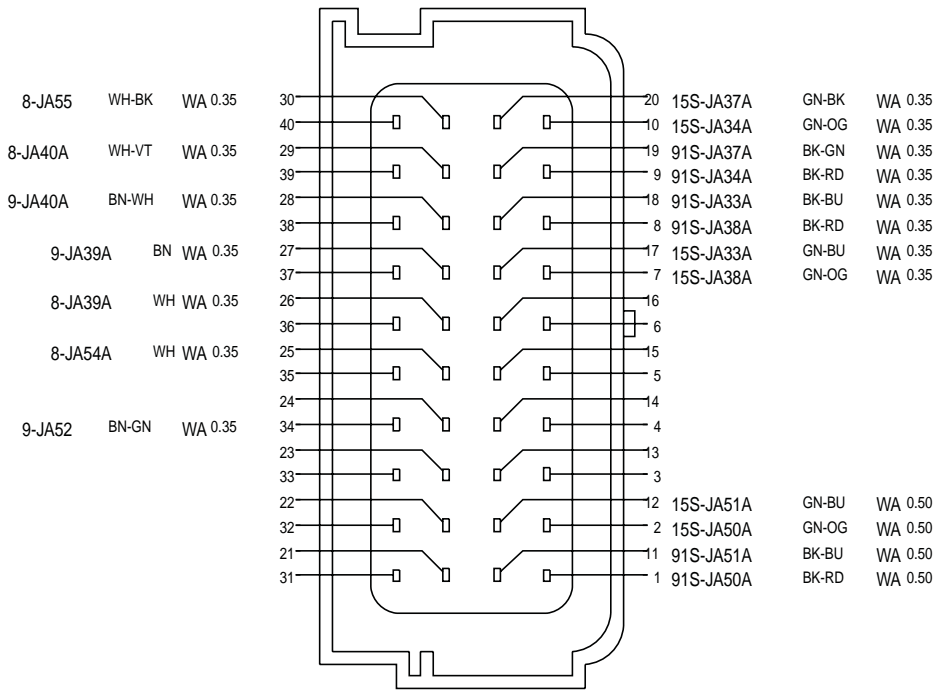
C528

TO PASSENGER SIDE CRASH SENSOR (PAS5)

HARNESS 14014

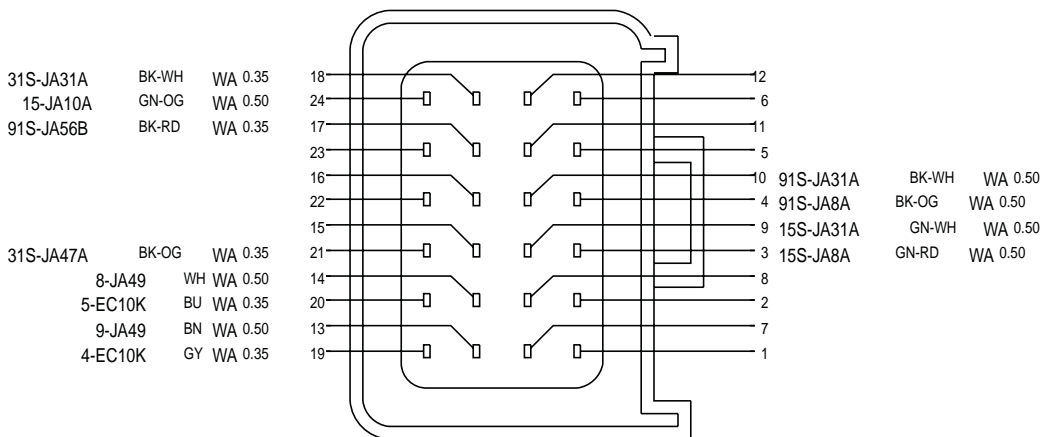


Restraints Control Module (RCM) (G1234812)



2M5T-14A464-CAA(XXX)
C423
TO ADVANCED RESTRAINTS (AIRBAG) MODULE
HARNES 14014

Restraints Control Module (RCM) (G1234813)



4M5T-14A464-ARA (XXX)
C429
TO ADVANCED RESTRAINTS (AIRBAG) MODULE
HARNES 14401



GROUP

General Wiring Information

7

SECTION TITLE

PAGE

Wiring Information

General Information.....	700-00
Fuse and Relay Information.....	700-01
Power Distribution.....	700-02
Grounding Strategy.....	700-03
Electrical Connectors.....	700-04



SECTION 700-00 General Information

VEHICLE APPLICATION: 2011.0 Kuga

CONTENTS	PAGE
PAGE 1 OF 3	
COMPONENT LOCATION	
A-Pillar LH — LHD 4WD/LHD FWD.....	700-00-4
A-Pillar LH — RHD 4WD/RHD FWD.....	700-00-5
A-Pillar RH — LHD 4WD/LHD FWD.....	700-00-6
A-Pillar RH — RHD 4WD/RHD FWD.....	700-00-7
Battery — 2.5L Duratec (147kW/200PS) - VI5, LHD 4WD.....	700-00-8
Battery — 2.0L Duratorq-TDCi (100kW/136PS) - DW, LHD 4WD/LHD FWD.....	700-00-9
Battery — 2.0L Duratorq-TDCi (100kW/136PS) - DW/2.0L Duratorq-TDCi (103kW/140PS) - DW/2.0L Duratorq-TDCi (120kW/163PS) - DW, LHD 4WD/LHD FWD, Emission Requirements: Stage V.....	700-00-10
Battery — 2.5L Duratec (147kW/200PS) - VI5, RHD 4WD.....	700-00-11
Battery — 2.0L Duratorq-TDCi (100kW/136PS) - DW, RHD 4WD/RHD FWD.....	700-00-12
Battery — 2.0L Duratorq-TDCi (100kW/136PS) - DW/2.0L Duratorq-TDCi (103kW/140PS) - DW/2.0L Duratorq-TDCi (120kW/163PS) - DW, RHD 4WD/RHD FWD, Emission Requirements: Stage V.....	700-00-13
Cooling Fan — 2.5L Duratec (147kW/200PS) - VI5.....	700-00-14
Cooling Fan — 2.0L Duratorq-TDCi (100kW/136PS) - DW.....	700-00-15
Cooling Fan — 2.0L Duratorq-TDCi (100kW/136PS) - DW/2.0L Duratorq-TDCi (103kW/140PS) - DW/2.0L Duratorq-TDCi (120kW/163PS) - DW, Emission Requirements: Stage V.....	700-00-16
Engine Compartment Left-Hand View — 2.5L Duratec (147kW/200PS) - VI5, LHD 4WD..	700-00-17
Engine Compartment Left-Hand View — 2.0L Duratorq-TDCi (100kW/136PS) - DW, LHD 4WD/LHD FWD.....	700-00-18
Engine Compartment Left-Hand View — 2.0L Duratorq-TDCi (100kW/136PS) - DW/2.0L Duratorq-TDCi (103kW/140PS) - DW/2.0L Duratorq-TDCi (120kW/163PS) - DW, LHD 4WD/LHD FWD, Emission Requirements: Stage V.....	700-00-19
Engine Compartment Left-Hand View — 2.5L Duratec (147kW/200PS) - VI5, RHD 4WD.	700-00-20
Engine Compartment Left-Hand View — 2.0L Duratorq-TDCi (100kW/136PS) - DW, RHD 4WD/RHD FWD.....	700-00-21
Engine Compartment Left-Hand View — 2.0L Duratorq-TDCi (100kW/136PS) - DW/2.0L Duratorq-TDCi (103kW/140PS) - DW/2.0L Duratorq-TDCi (120kW/163PS) - DW, RHD 4WD/RHD FWD, Emission Requirements: Stage V.....	700-00-22
Engine Compartment Right-Hand View — 2.5L Duratec (147kW/200PS) - VI5, LHD 4WD.	700-00-23
Engine Compartment Right-Hand View — 2.0L Duratorq-TDCi (100kW/136PS) - DW, LHD 4WD/LHD FWD.....	700-00-24
Engine Compartment Right-Hand View — 2.0L Duratorq-TDCi (100kW/136PS) - DW/2.0L Duratorq-TDCi (103kW/140PS) - DW/2.0L Duratorq-TDCi (120kW/163PS) - DW, LHD 4WD/LHD FWD, Emission Requirements: Stage V.....	700-00-25
Engine Compartment Right-Hand View — 2.5L Duratec (147kW/200PS) - VI5, RHD 4WD.....	700-00-26
Engine Compartment Right-Hand View — 2.0L Duratorq-TDCi (100kW/136PS) - DW, RHD 4WD/RHD FWD.....	700-00-27

PAGE 2 OF 3

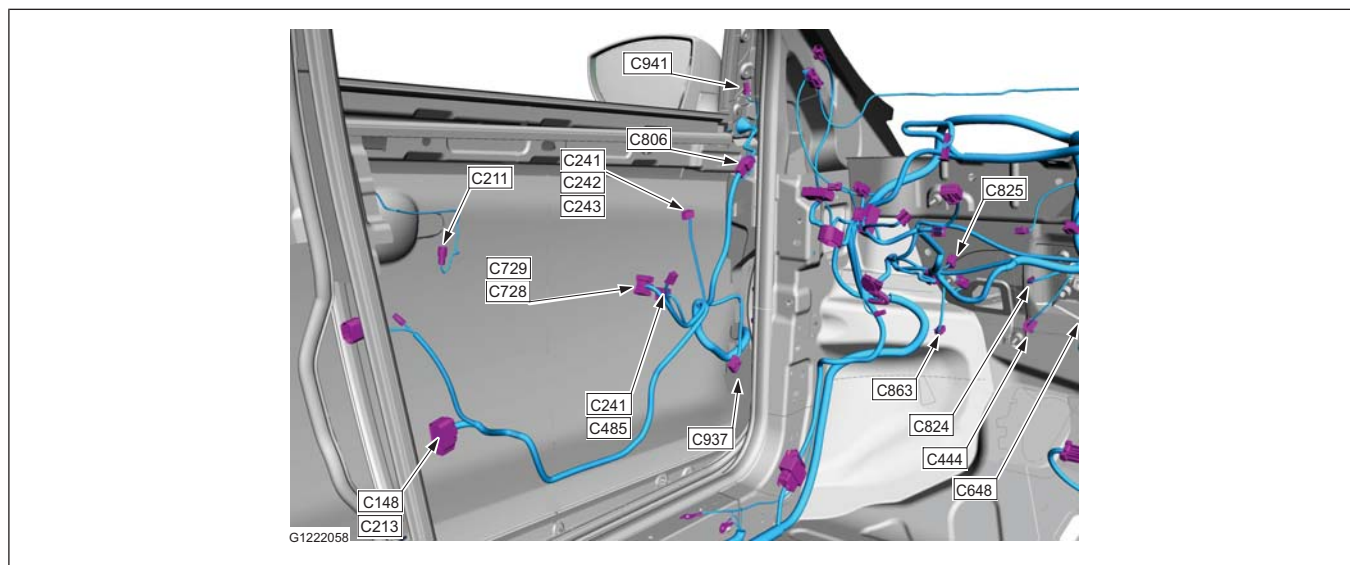
Engine Front View — 2.5L Duratec (147kW/200PS) - VI5, Vehicles With: 6-Speed Manual Transaxle - M66 AWD.....	700-00-28
Engine Front View — 2.5L Duratec (147kW/200PS) - VI5, Vehicles With: 5-Speed Automatic Transaxle - AW55 AWD.....	700-00-29
Engine Front View — 2.0L Duratorq-TDCi (100kW/136PS) - DW, Vehicles With: 6-Speed Manual Transaxle - MMT6.....	700-00-30
Engine Front View — 2.0L Duratorq-TDCi (100kW/136PS) - DW/2.0L Duratorq-TDCi (103kW/140PS) - DW/2.0L Duratorq-TDCi (120kW/163PS) - DW, Vehicles With: 6-Speed Manual Transaxle - MMT6, Emission Requirements: Stage V.....	700-00-31
Engine Front View — 2.0L Duratorq-TDCi (100kW/136PS) - DW/2.0L Duratorq-TDCi (103kW/140PS) - DW/2.0L Duratorq-TDCi (120kW/163PS) - DW, Vehicles With: 6-Speed Automatic Transaxle - 6DCT450, Emission Requirements: Stage V AWD.....	700-00-32
Engine Rear View — 2.5L Duratec (147kW/200PS) - VI5, Vehicles With: 6-Speed Manual Transaxle - M66 AWD.....	700-00-33
Engine Rear View — 2.5L Duratec (147kW/200PS) - VI5, Vehicles With: 5-Speed Automatic Transaxle - AW55 AWD.....	700-00-34
Engine Rear View — 2.0L Duratorq-TDCi (100kW/136PS) - DW, Vehicles With: 6-Speed Manual Transaxle - MMT6.....	700-00-35
Engine Rear View — 2.0L Duratorq-TDCi (100kW/136PS) - DW/2.0L Duratorq-TDCi (103kW/140PS) - DW/2.0L Duratorq-TDCi (120kW/163PS) - DW, Vehicles With: 6-Speed Manual Transaxle - MMT6, Emission Requirements: Stage V.....	700-00-36
Engine Rear View — 2.0L Duratorq-TDCi (100kW/136PS) - DW/2.0L Duratorq-TDCi (103kW/140PS) - DW/2.0L Duratorq-TDCi (120kW/163PS) - DW, Vehicles With: 6-Speed Automatic Transaxle - 6DCT450, Emission Requirements: Stage V AWD.....	700-00-37
Engine Compartment Right-Hand View — 2.0L Duratorq-TDCi (100kW/136PS) - DW/2.0L Duratorq-TDCi (120kW/163PS) - DW, RHD 4WD/RHD FWD, Emission Requirements: Stage V.....	700-00-38
Engine Upper View — 2.5L Duratec (147kW/200PS) - VI5, Vehicles With: 6-Speed Manual Transaxle - M66 AWD.....	700-00-39
Engine Upper View — 2.5L Duratec (147kW/200PS) - VI5, Vehicles With: 5-Speed Automatic Transaxle - AW55 AWD.....	700-00-40
Engine Upper View — 2.0L Duratorq-TDCi (100kW/136PS) - DW/2.0L Duratorq-TDCi (103kW/140PS) - DW/2.0L Duratorq-TDCi (120kW/163PS) - DW, Vehicles With: 6-Speed Manual Transaxle - MMT6, Emission Requirements: Stage V.....	700-00-41
Engine Upper View — 2.0L Duratorq-TDCi (100kW/136PS) - DW/2.0L Duratorq-TDCi (103kW/140PS) - DW/2.0L Duratorq-TDCi (120kW/163PS) - DW, Vehicles With: 6-Speed Automatic Transaxle - 6DCT450, Emission Requirements: Stage V AWD.....	700-00-42
Front Bumper — 2.5L Duratec (147kW/200PS) - VI5, LHD 4WD.....	700-00-43
Front Bumper — 2.5L Duratec (147kW/200PS) - VI5, RHD 4WD.....	700-00-44
Front Bumper — 2.0L Duratorq-TDCi (100kW/136PS) - DW, LHD 4WD/LHD FWD.....	700-00-45
Front Bumper — 2.0L Duratorq-TDCi (100kW/136PS) - DW/2.0L Duratorq-TDCi (103kW/140PS) - DW/2.0L Duratorq-TDCi (120kW/163PS) - DW, LHD 4WD/LHD FWD, Emission Requirements: Stage V.....	700-00-46
Front Bumper — 2.0L Duratorq-TDCi (100kW/136PS) - DW, RHD 4WD/RHD FWD.....	700-00-47
Front Bumper — 2.0L Duratorq-TDCi (100kW/136PS) - DW/2.0L Duratorq-TDCi (103kW/140PS) - DW/2.0L Duratorq-TDCi (120kW/163PS) - DW, RHD 4WD/RHD FWD, Emission Requirements: Stage V.....	700-00-48
Front Fender LH.....	700-00-49
Front Fender RH.....	700-00-50
Front Floor Left-Hand View — LHD 4WD/LHD FWD.....	700-00-51
Front Floor Left-Hand View — RHD 4WD/RHD FWD.....	700-00-52
Front Floor Right-Hand View — LHD 4WD/LHD FWD.....	700-00-53
Front Floor Right-Hand View — RHD 4WD/RHD FWD.....	700-00-54

PAGE 3 OF 3

Headliner — LHD 4WD/LHD FWD.....	700-00-55
Headliner — RHD 4WD/RHD FWD.....	700-00-56
Heater Core Housing Left-Hand View — LHD 4WD/LHD FWD, Vehicles With: Air Conditioning/Automatic Temperature Control.....	700-00-57
Heater Core Housing Right-Hand View — LHD 4WD/LHD FWD, Vehicles With: Air Conditioning/Automatic Temperature Control.....	700-00-58
Heater Core Housing Left-Hand View — LHD 4WD/LHD FWD, Vehicles With: Air Conditioning/Manual Temperature Control.....	700-00-59
Heater Core Housing Right-Hand View — LHD 4WD/LHD FWD, Vehicles With: Air Conditioning/Manual Temperature Control.....	700-00-60
Heater Core Housing Left-Hand View — RHD 4WD/RHD FWD, Vehicles With: Air Conditioning/Automatic Temperature Control.....	700-00-61
Heater Core Housing Right-Hand View — RHD 4WD/RHD FWD, Vehicles With: Air Conditioning/Automatic Temperature Control.....	700-00-62
Heater Core Housing Left-Hand View — RHD 4WD/RHD FWD, Vehicles With: Air Conditioning/Manual Temperature Control.....	700-00-63
Heater Core Housing Right-Hand View — RHD 4WD/RHD FWD, Vehicles With: Air Conditioning/Manual Temperature Control.....	700-00-64
Inner Wheelhouse LH.....	700-00-65
Inner Wheelhouse RH.....	700-00-66
Instrument Panel — LHD 4WD/LHD FWD.....	700-00-67
Instrument Panel — RHD 4WD/RHD FWD.....	700-00-68
Liftgate Exterior View.....	700-00-69
Liftgate Interior View.....	700-00-70
Rear Bumper.....	700-00-71
Rear Suspension LH Outer View.....	700-00-72
Rear Suspension RH Outer View.....	700-00-73
Rear Under Floor View.....	700-00-74
Steering Column Switches Front View.....	700-00-75
Steering Column Switches Rear View.....	700-00-76

COMPONENT LOCATION

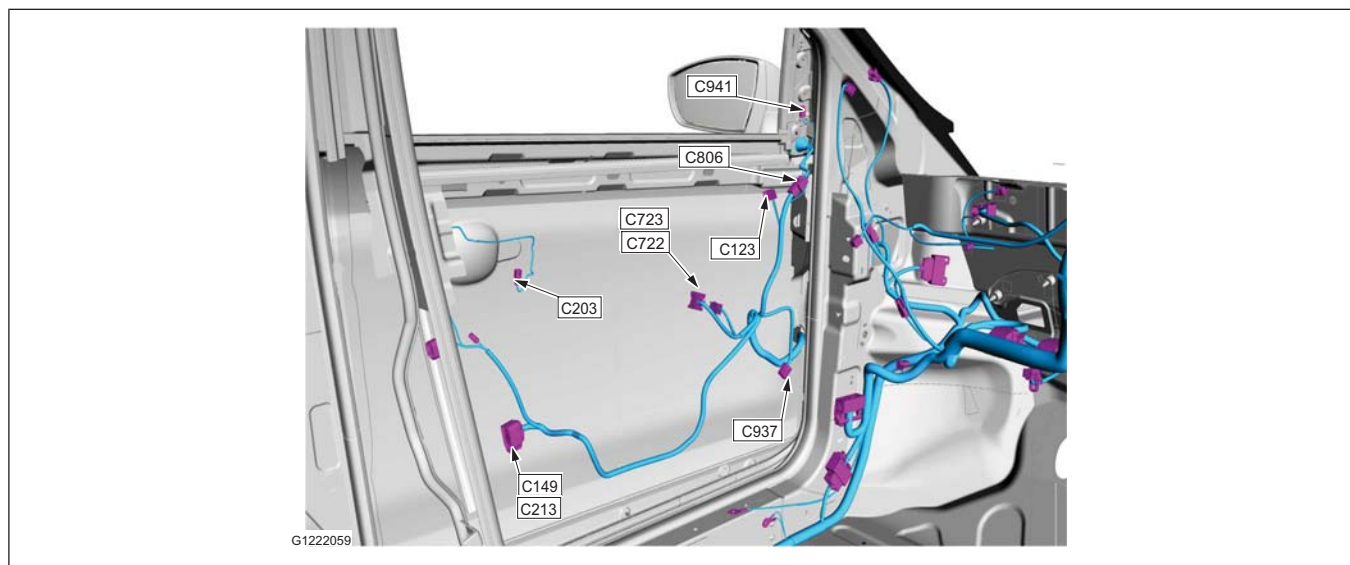
A-Pillar LH - LHD 4WD/LHD FWD





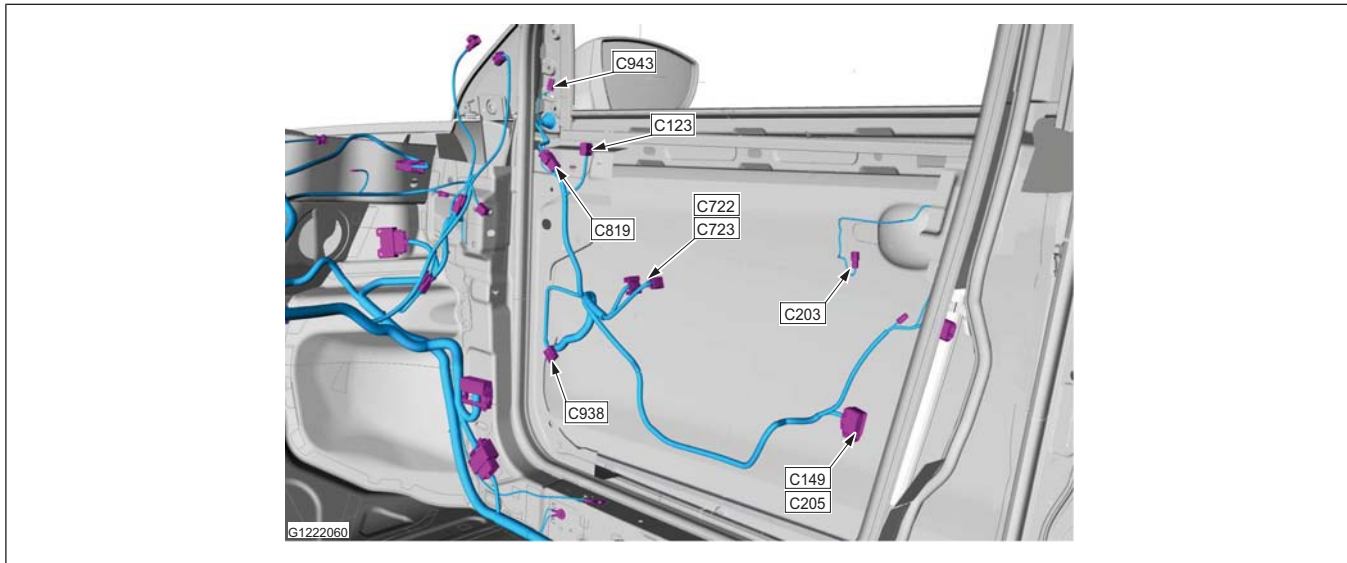
COMPONENT LOCATION

A-Pillar LH - RHD 4WD/RHD FWD



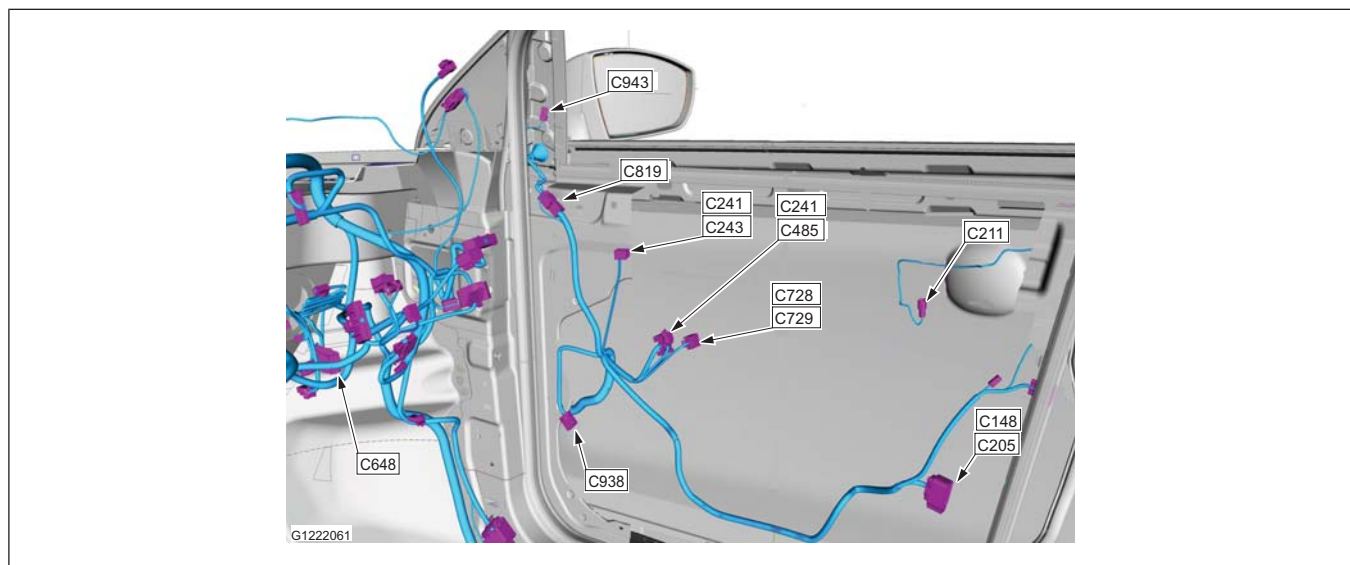
COMPONENT LOCATION

A-Pillar RH - LHD 4WD/LHD FWD



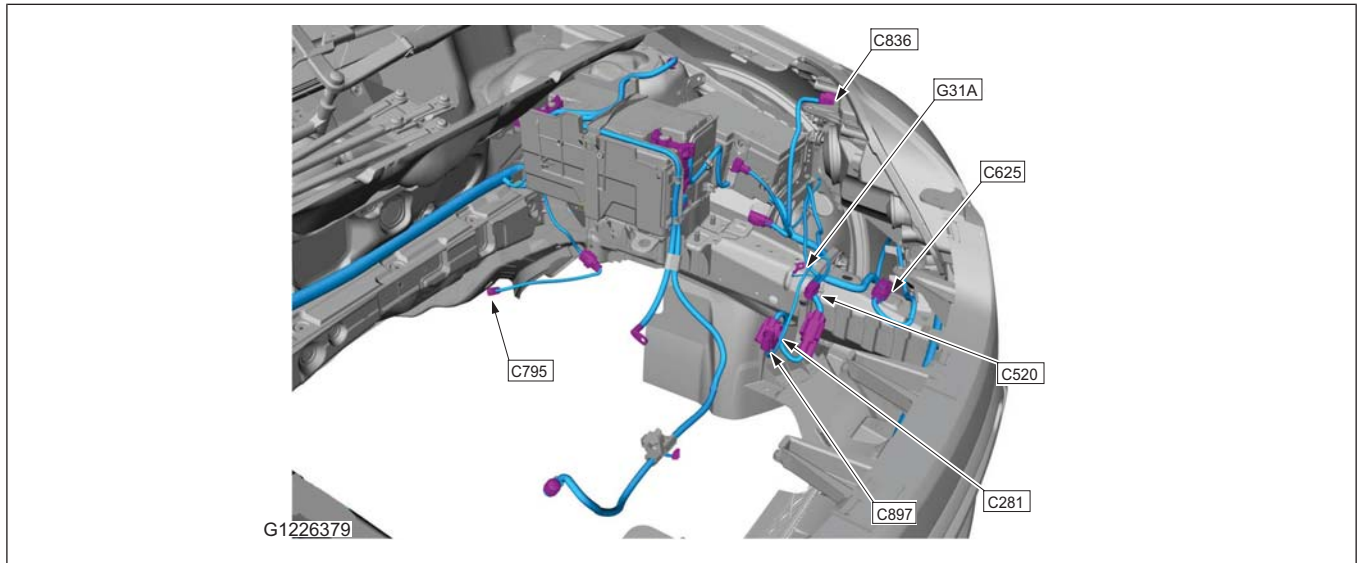
COMPONENT LOCATION

A-Pillar RH - RHD 4WD/RHD FWD



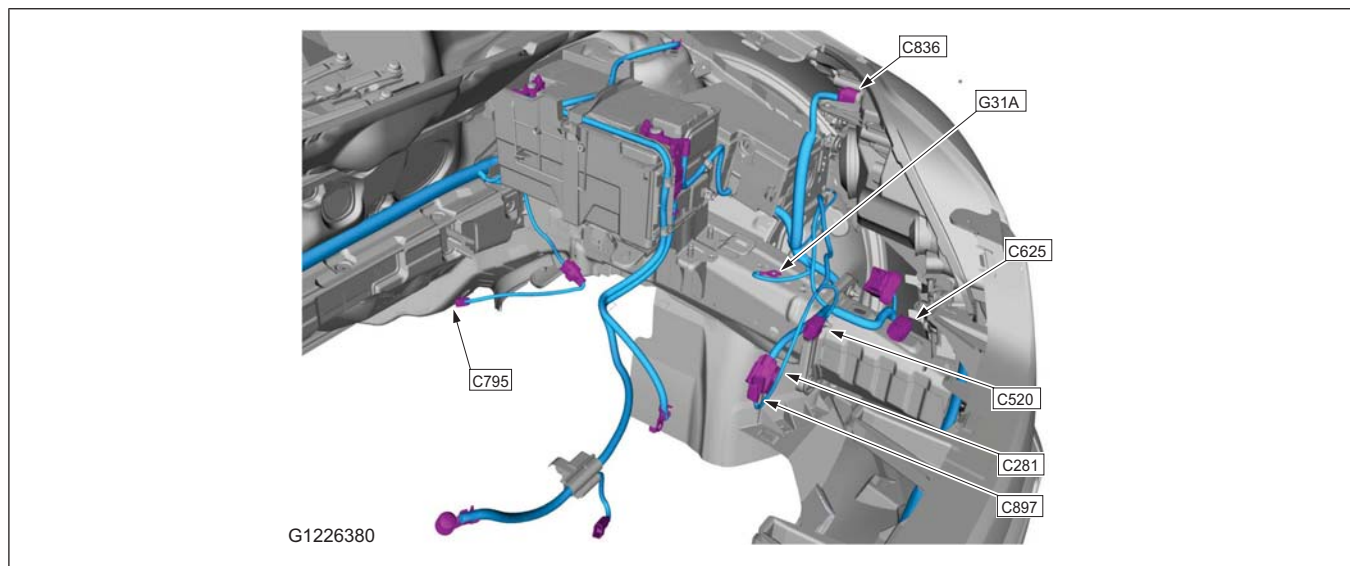
COMPONENT LOCATION

Battery - 2.5L Duratec (147kW/200PS) - VI5, LHD 4WD



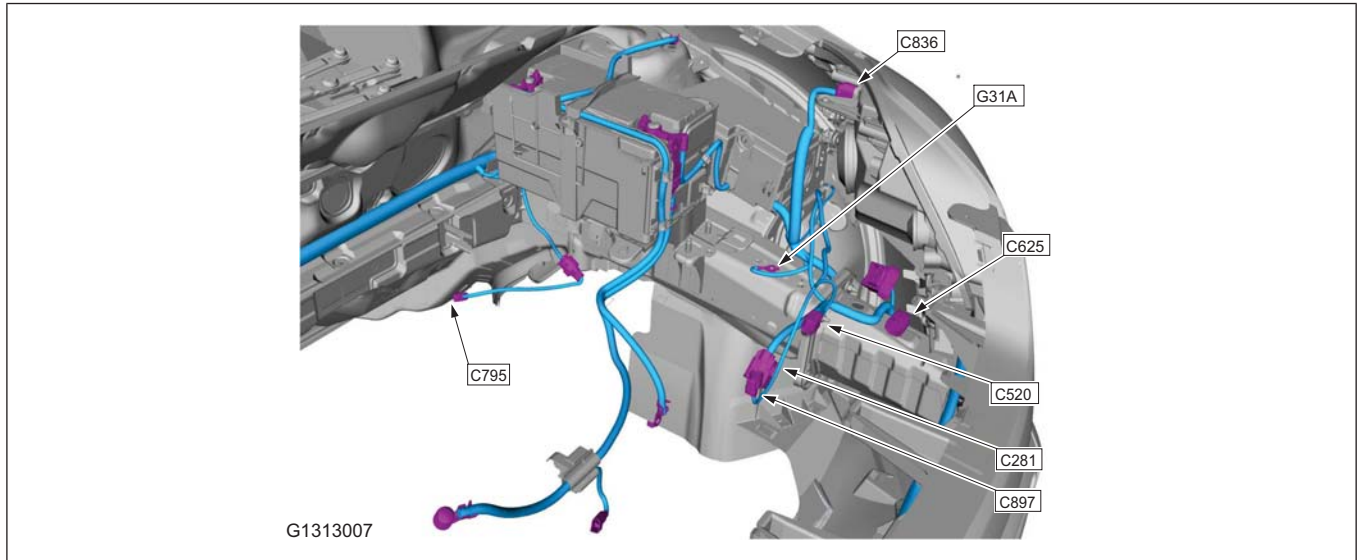
COMPONENT LOCATION

Battery - 2.0L Duratorq-TDCi (100kW/136PS) - DW, LHD 4WD/LHD FWD



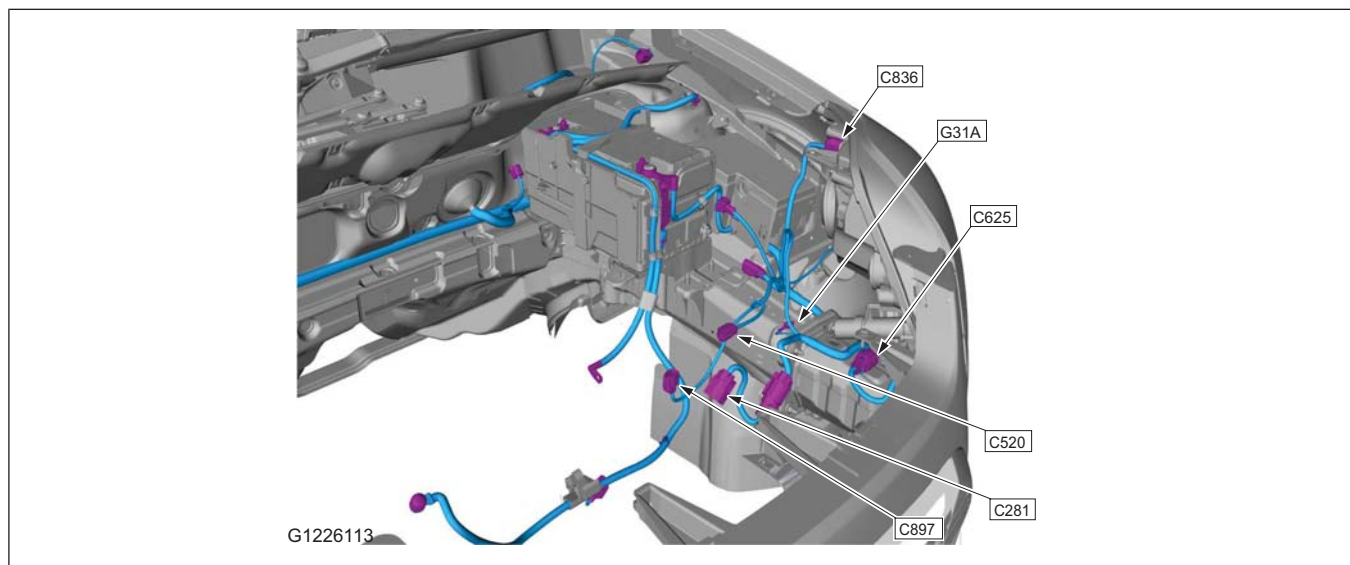
COMPONENT LOCATION

Battery - 2.0L Duratorq-TDCi (100kW/136PS) - DW/2.0L Duratorq-TDCi (103kW/140PS) - DW/2.0L Duratorq-TDCi (120kW/163PS) - DW, LHD 4WD/LHD FWD, Emission Requirements: Stage V



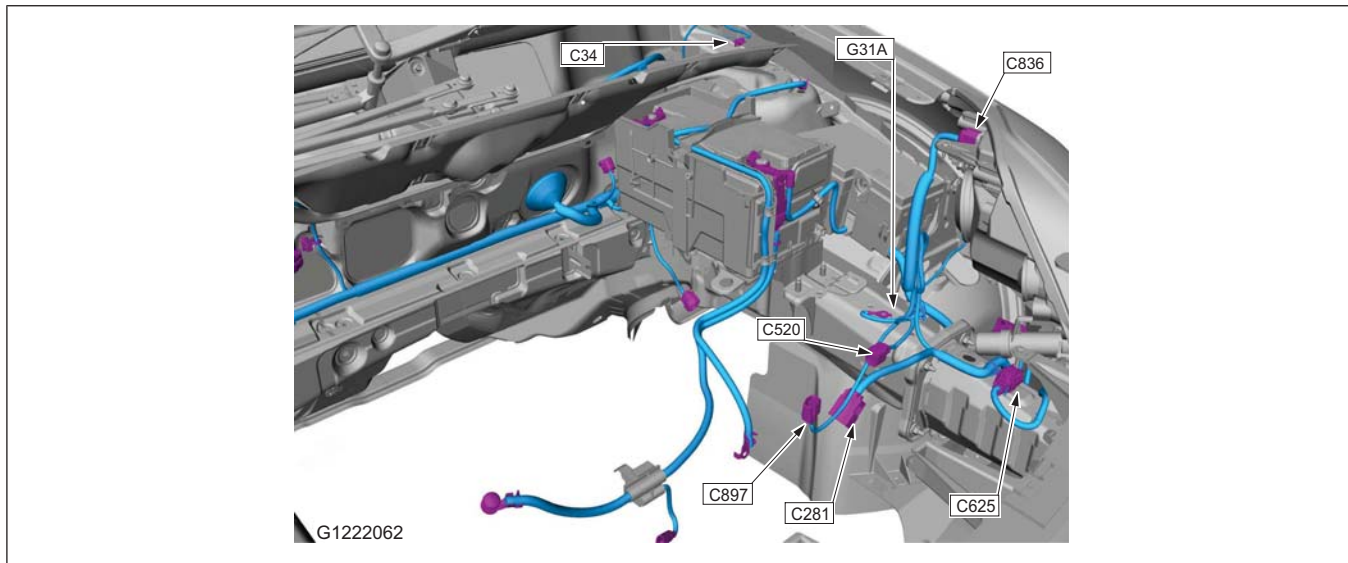
COMPONENT LOCATION

Battery - 2.5L Duratec (147kW/200PS) - VI5, RHD 4WD



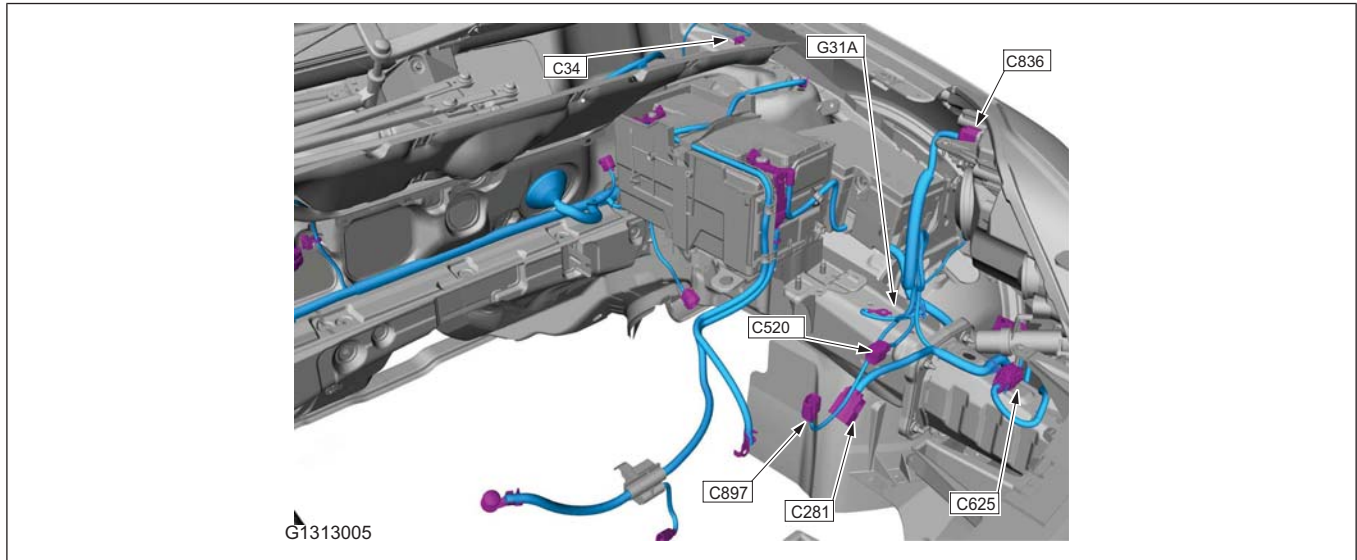
COMPONENT LOCATION

Battery - 2.0L Duratorq-TDCi (100kW/136PS) - DW, RHD 4WD/RHD FWD



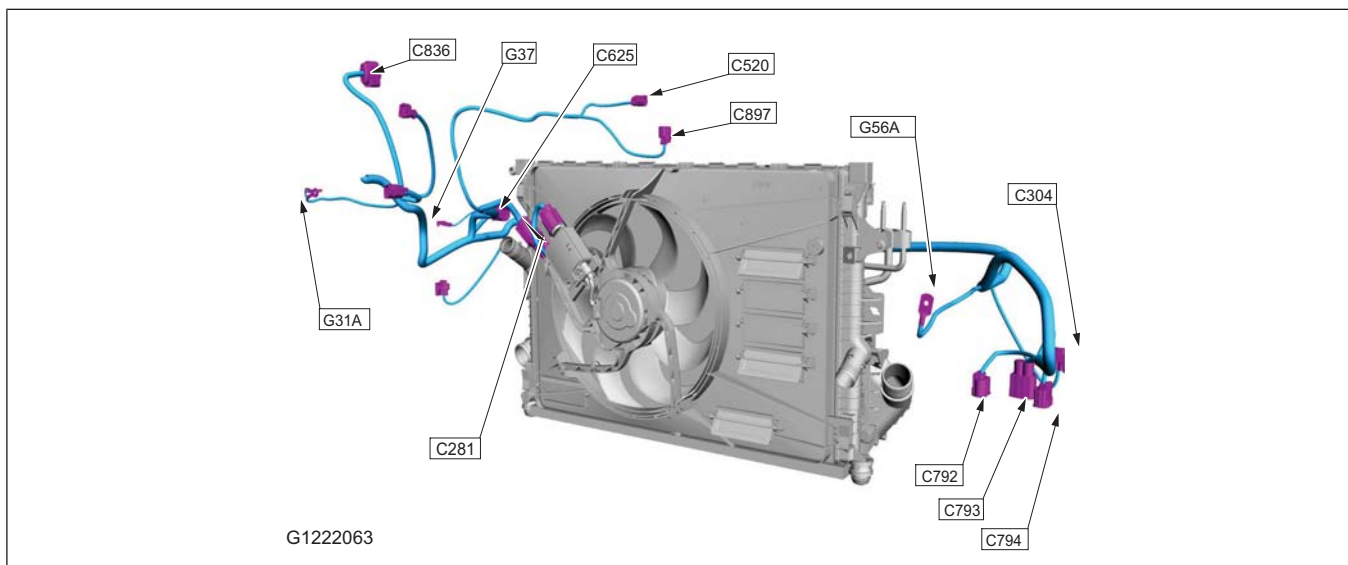
COMPONENT LOCATION

Battery - 2.0L Duratorq-TDCi (100kW/136PS) - DW/2.0L Duratorq-TDCi (103kW/140PS) - DW/2.0L Duratorq-TDCi (120kW/163PS) - DW, RHD 4WD/RHD FWD, Emission Requirements: Stage V



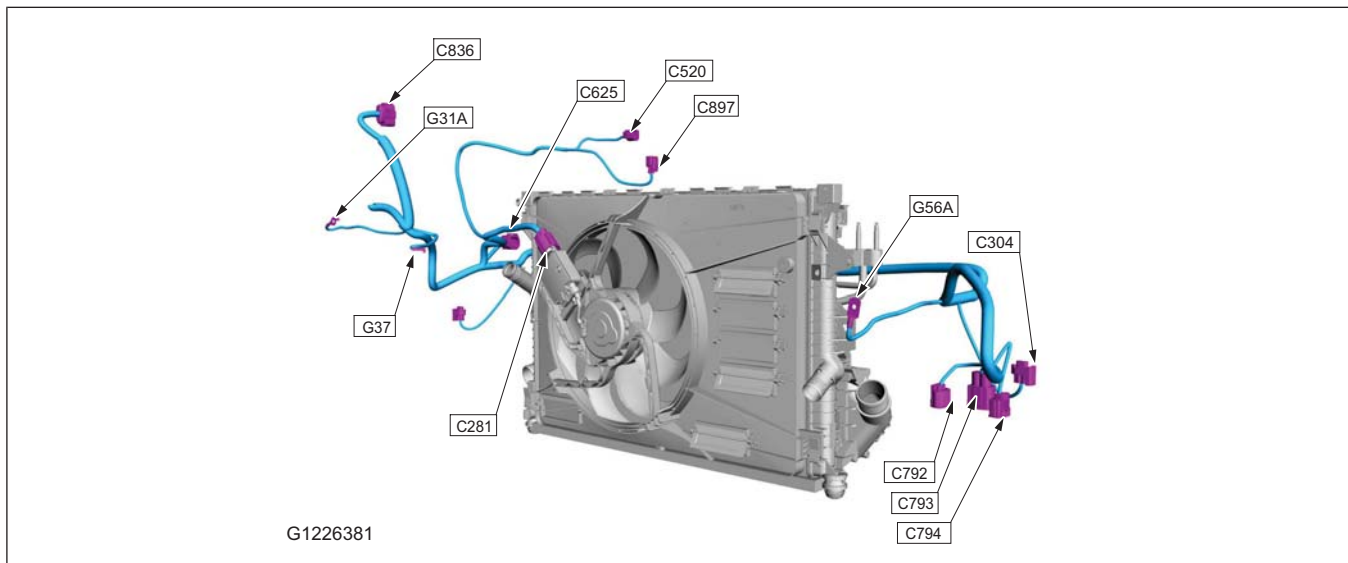
COMPONENT LOCATION

Cooling Fan - 2.5L Duratec (147kW/200PS) - VI5



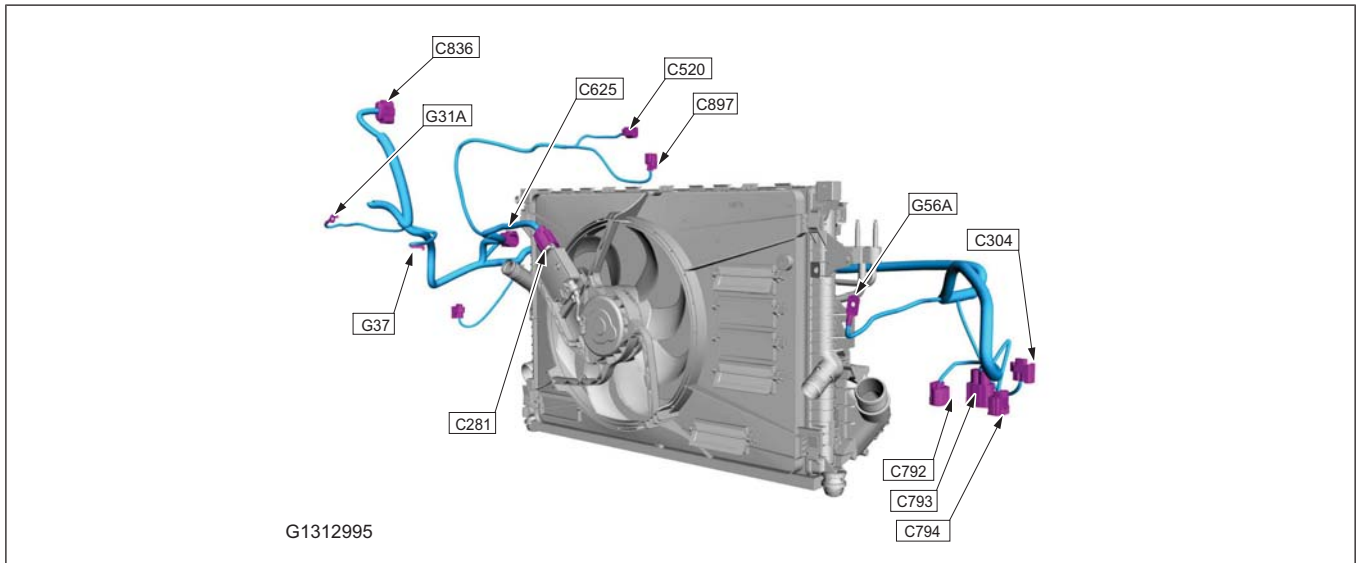
COMPONENT LOCATION

Cooling Fan - 2.0L Duratorq-TDCi (100kW/136PS) - DW



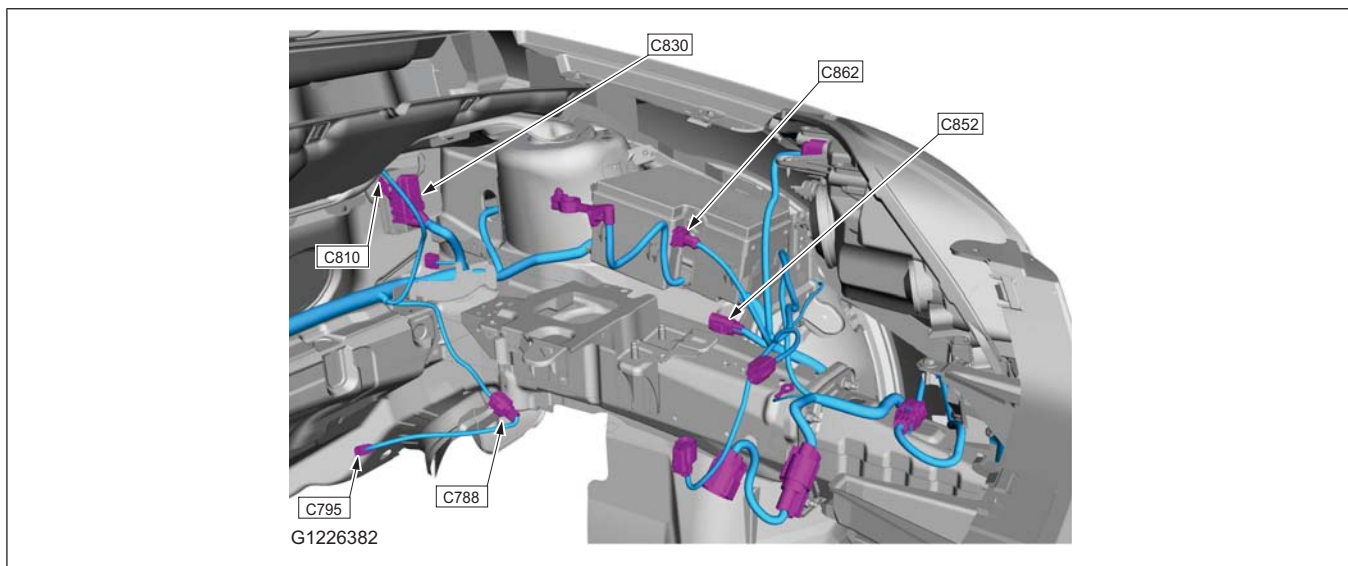
COMPONENT LOCATION

Cooling Fan - 2.0L Duratorq-TDCi (100kW/136PS) - DW/2.0L Duratorq-TDCi (103kW/140PS) - DW/2.0L Duratorq-TDCi (120kW/163PS) - DW, Emission Requirements: Stage V



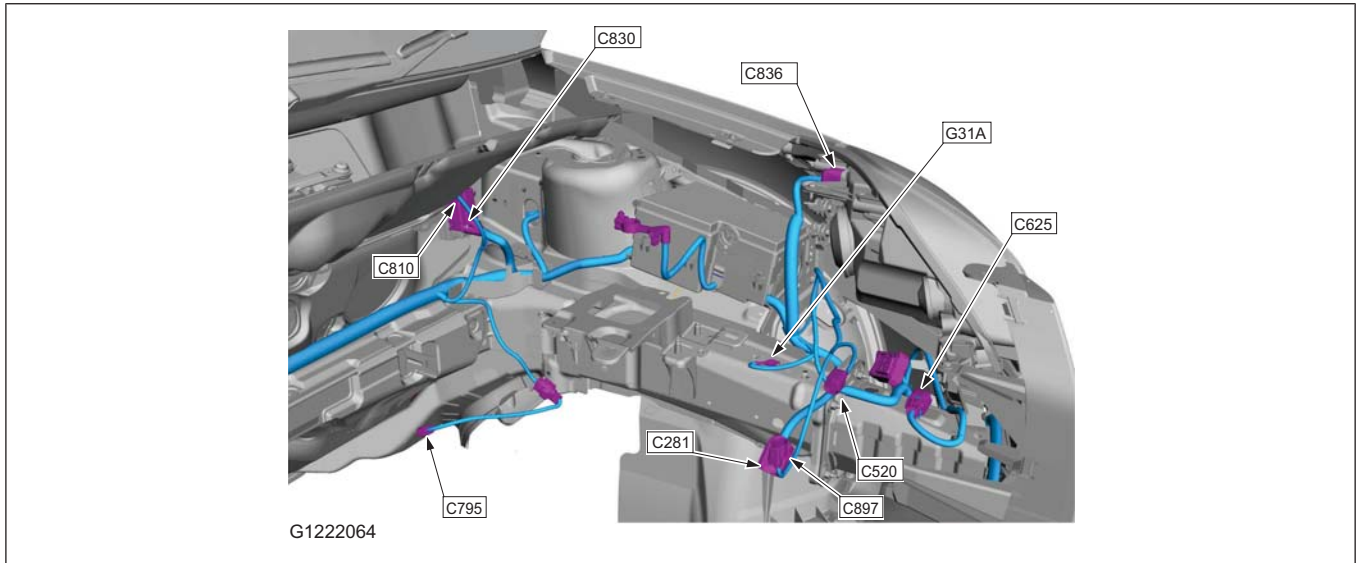
COMPONENT LOCATION

Engine Compartment Left-Hand View - 2.5L Duratec
(147kW/200PS) - VI5, LHD 4WD



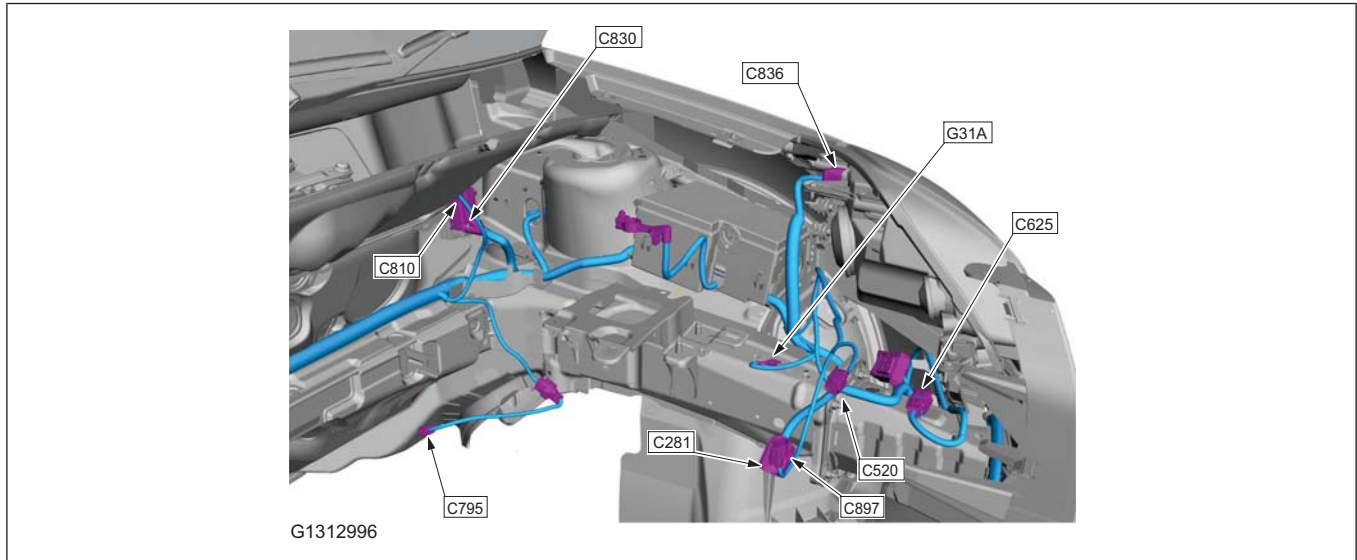
COMPONENT LOCATION

Engine Compartment Left-Hand View - 2.0L Duratorq-TDCi
(100kW/136PS) - DW, LHD 4WD/LHD FWD

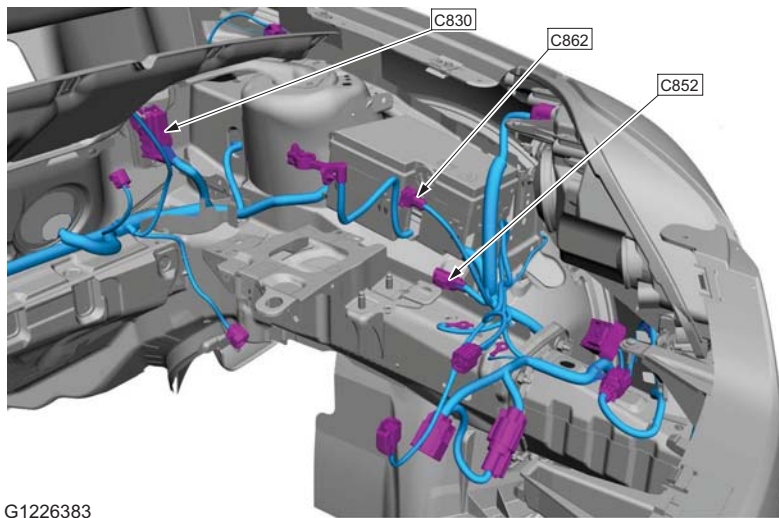


COMPONENT LOCATION

Engine Compartment Left-Hand View - 2.0L Duratorq-TDCi (100kW/136PS) - DW/2.0L Duratorq-TDCi (103kW/140PS) - DW/2.0L Duratorq-TDCi (120kW/163PS) - DW, LHD 4WD/LHD FWD, Emission Requirements: Stage V

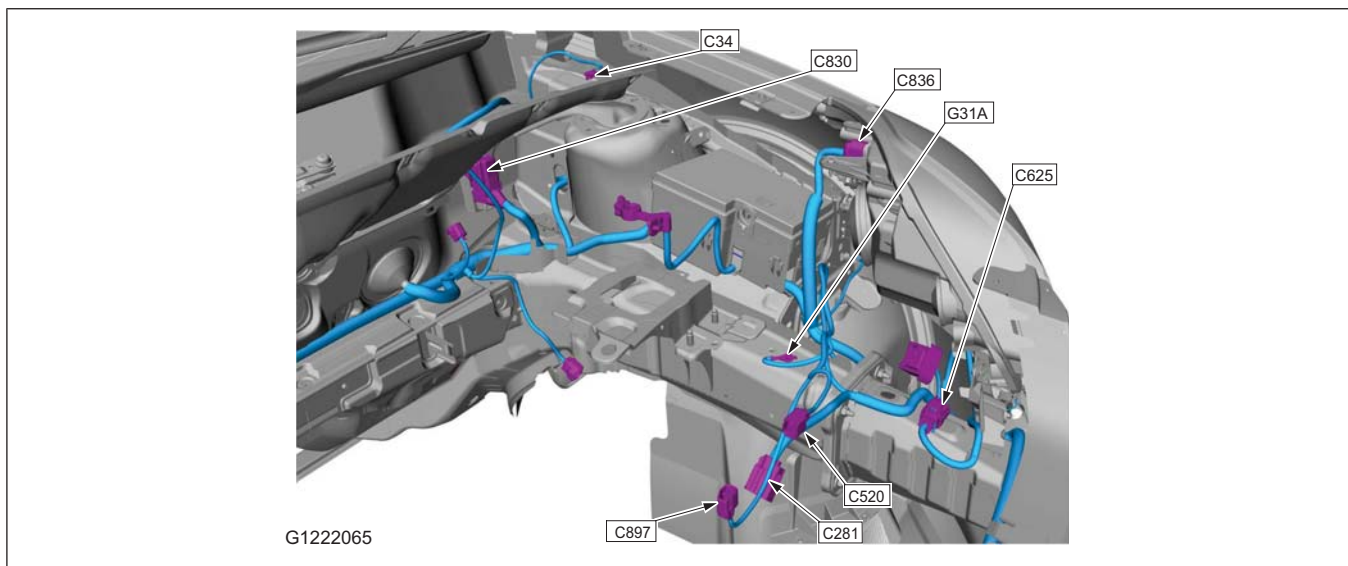


COMPONENT LOCATION

**Engine Compartment Left-Hand View - 2.5L Duratec
(147kW/200PS) - VI5, RHD 4WD**

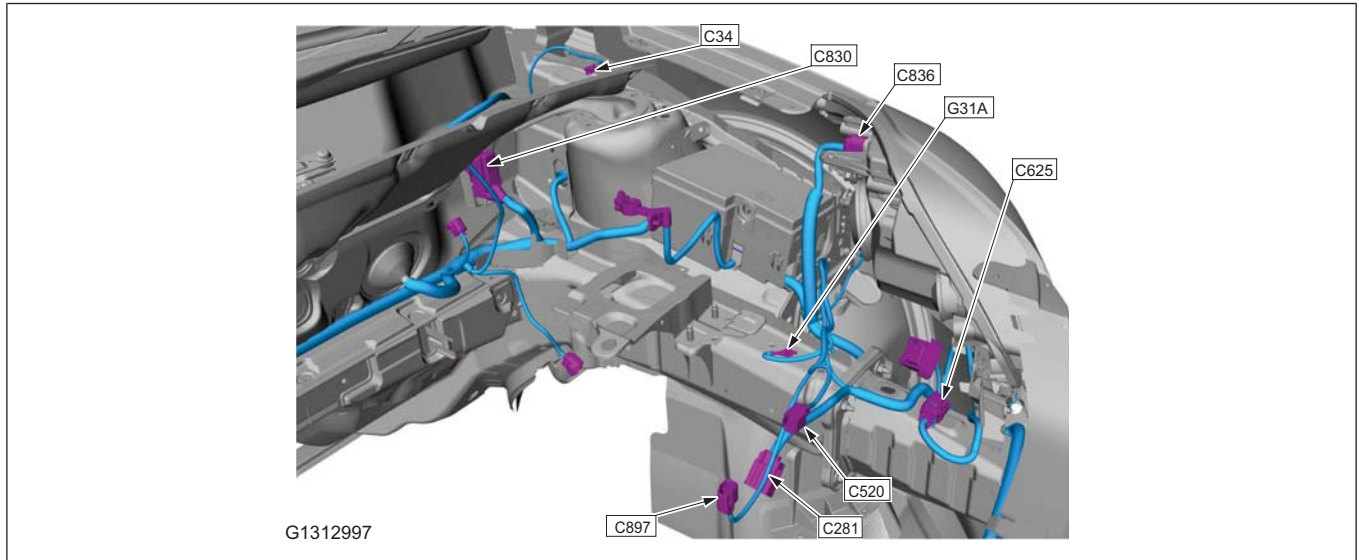
COMPONENT LOCATION

Engine Compartment Left-Hand View - 2.0L Duratorq-TDCi
(100kW/136PS) - DW, RHD 4WD/RHD FWD

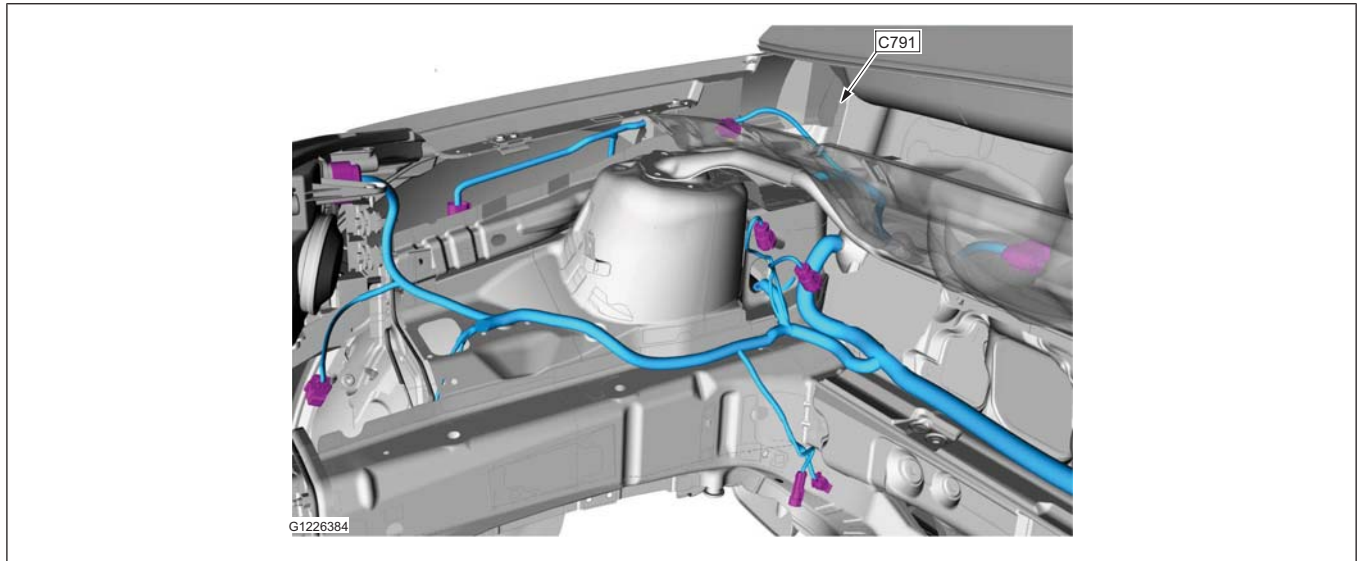


COMPONENT LOCATION

Engine Compartment Left-Hand View - 2.0L Duratorq-TDCi (100kW/136PS) - DW/2.0L Duratorq-TDCi (103kW/140PS) - DW/2.0L Duratorq-TDCi (120kW/163PS) - DW, RHD 4WD/RHD FWD, Emission Requirements: Stage V

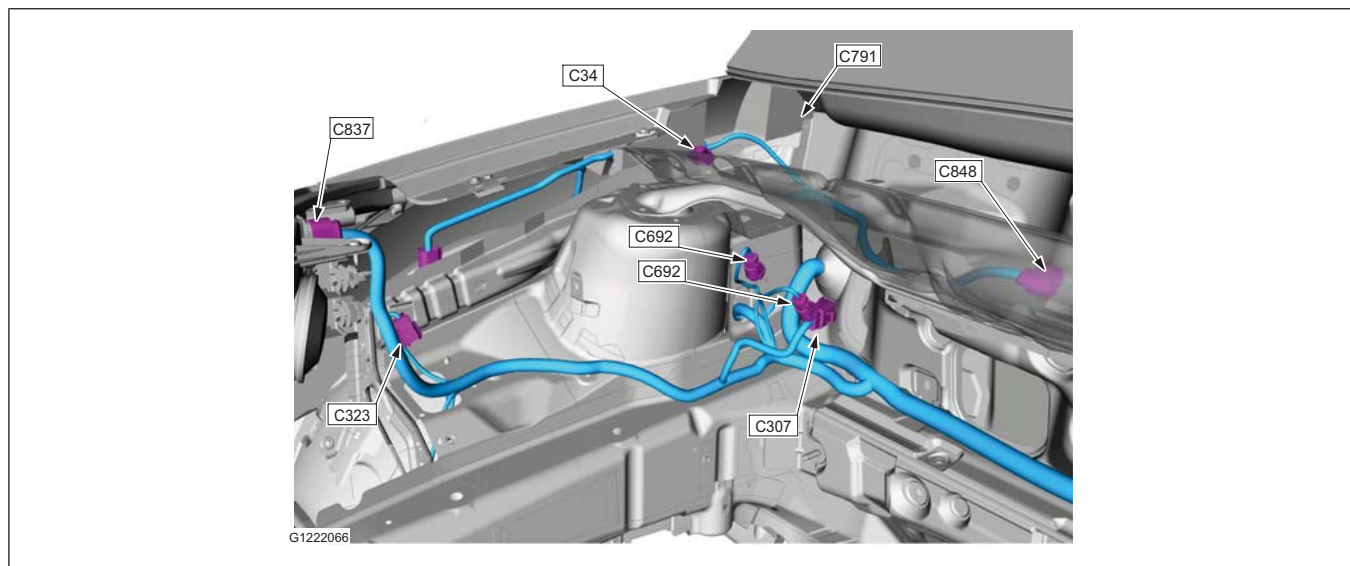


COMPONENT LOCATION

**Engine Compartment Right-Hand View - 2.5L Duratec
(147kW/200PS) - VI5, LHD 4WD**

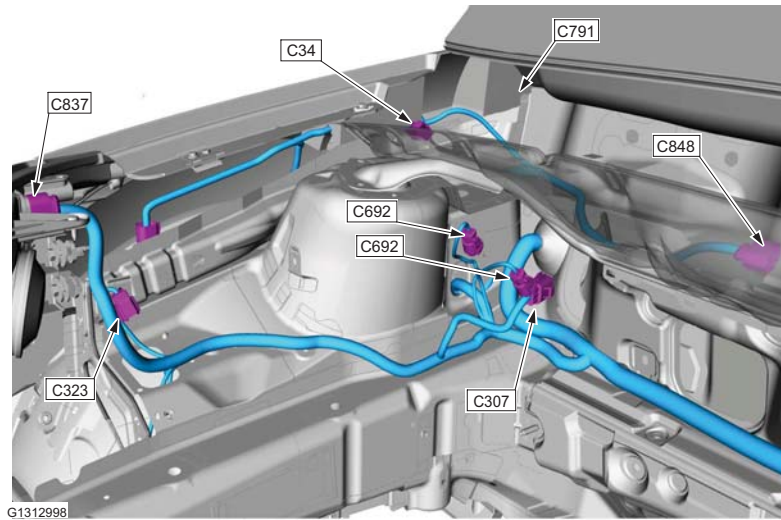
COMPONENT LOCATION

Engine Compartment Right-Hand View - 2.0L Duratorq-TDCi
(100kW/136PS) - DW, LHD 4WD/LHD FWD

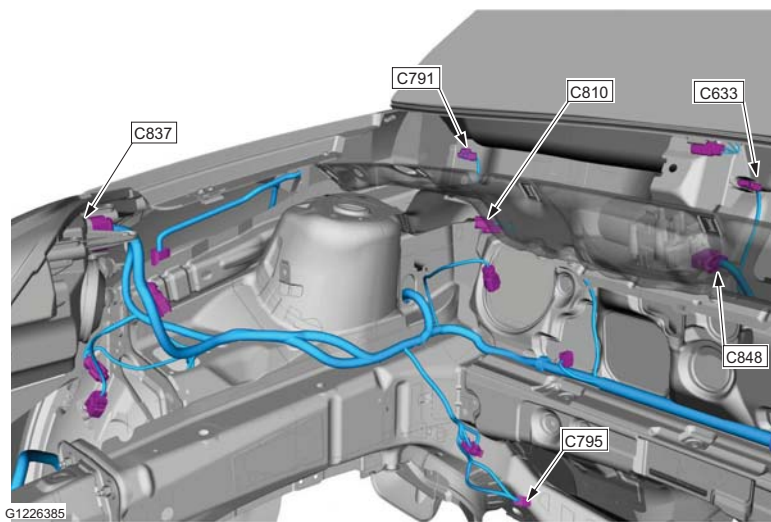


COMPONENT LOCATION

Engine Compartment Right-Hand View - 2.0L Duratorq-TDCi (100kW/136PS) - DW/2.0L Duratorq-TDCi (103kW/140PS) - DW/2.0L Duratorq-TDCi (120kW/163PS) - DW, LHD 4WD/LHD FWD, Emission Requirements: Stage V

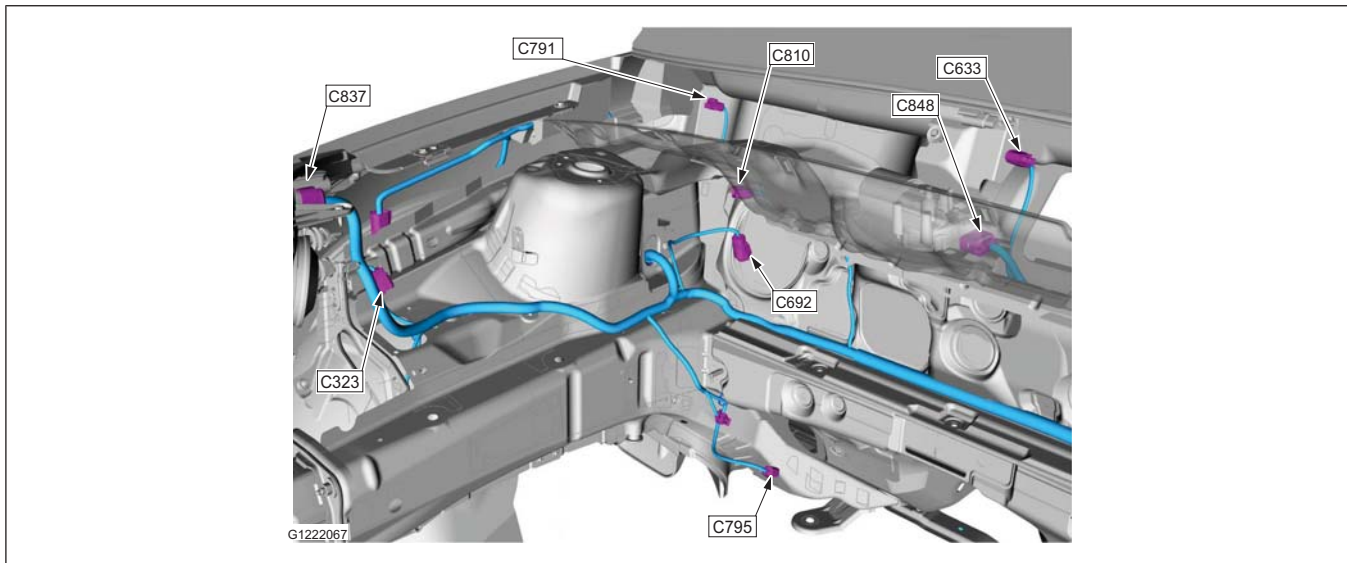


COMPONENT LOCATION

**Engine Compartment Right-Hand View - 2.5L Duratec
(147kW/200PS) - VI5, RHD 4WD**

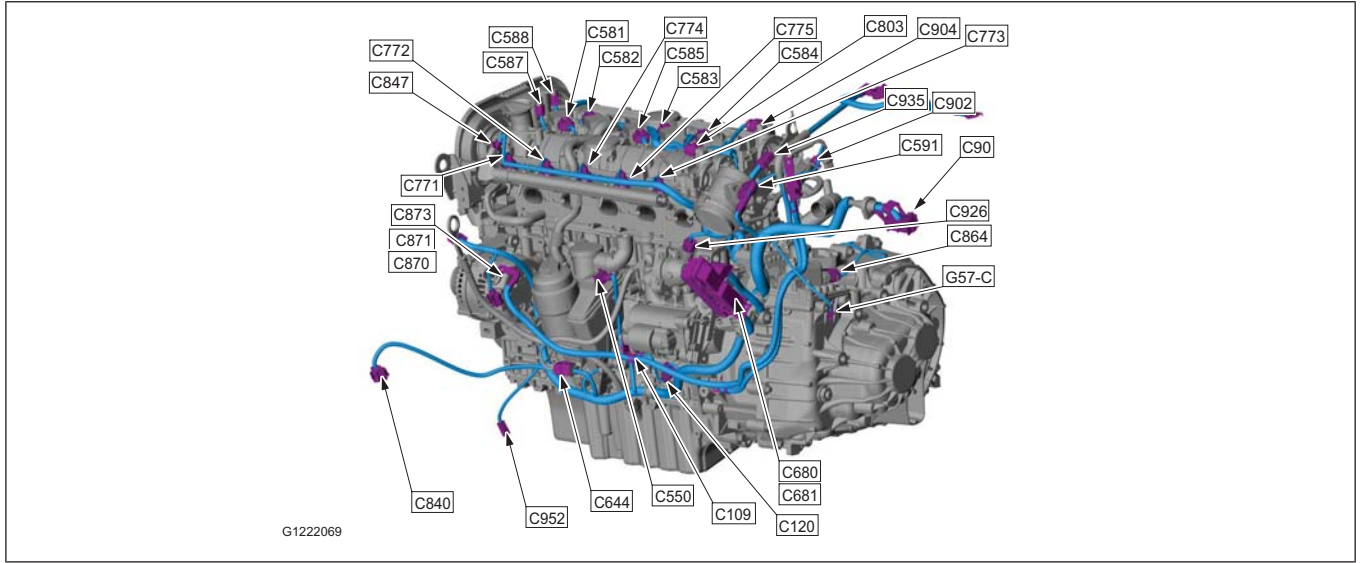
COMPONENT LOCATION

Engine Compartment Right-Hand View - 2.0L Duratorq-TDCi
(100kW/136PS) - DW, RHD 4WD/RHD FWD



COMPONENT LOCATION

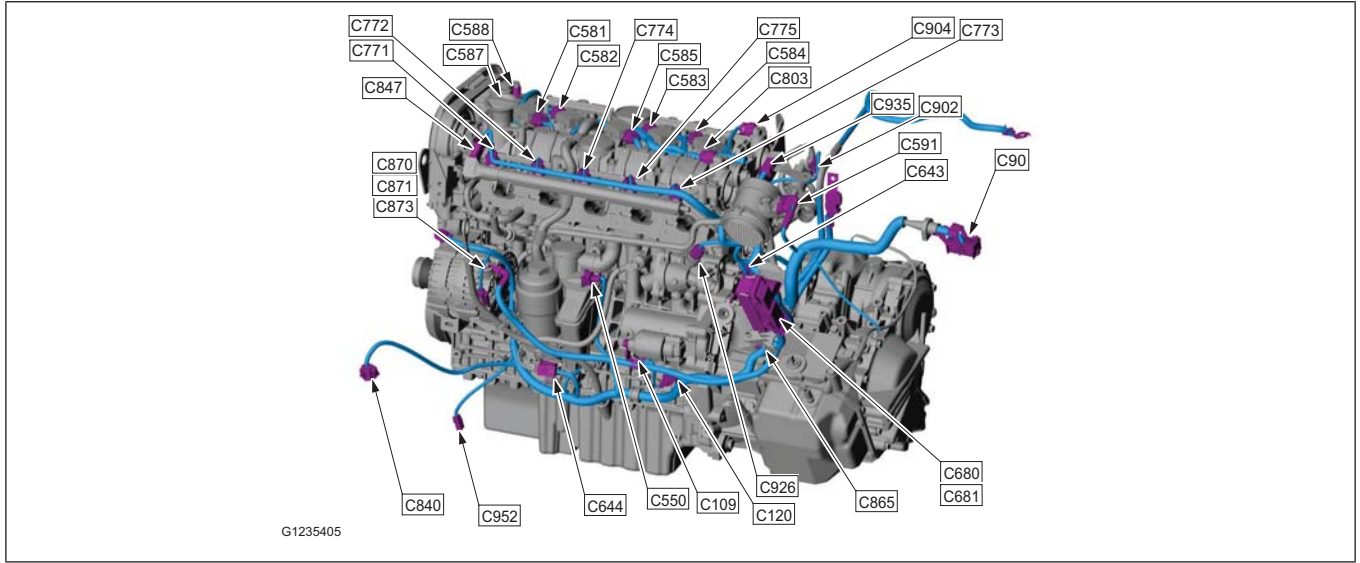
Engine Front View - 2.5L Duratec (147kW/200PS) - VI5, Vehicles With: 6-Speed Manual Transaxle - M66 AWD





COMPONENT LOCATION

Engine Front View - 2.5L Duratec (147kW/200PS) - VI5, Vehicles With: 5-Speed Automatic Transaxle - AW55 AWD



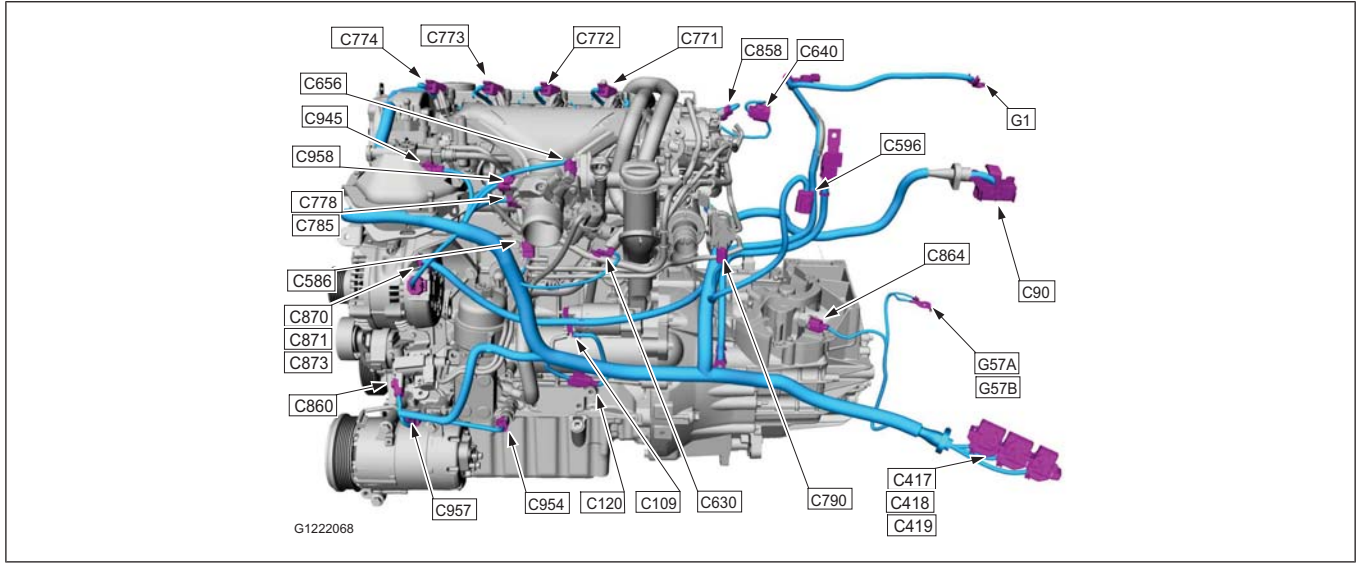
G1235405





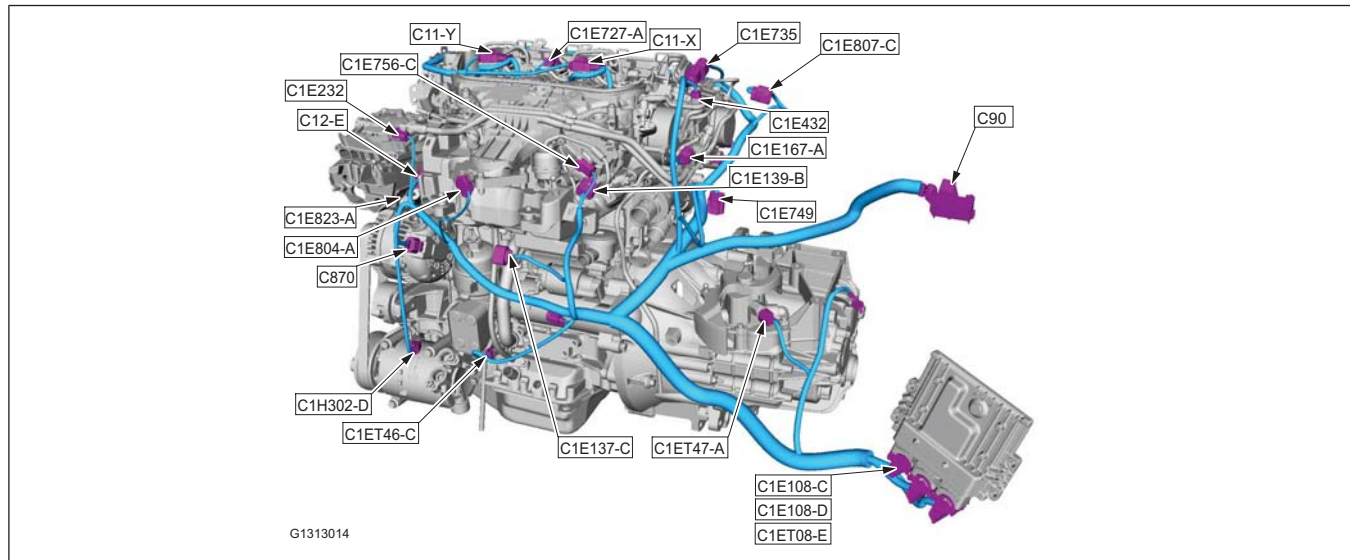
COMPONENT LOCATION

Engine Front View - 2.0L Duratorq-TDCi (100kW/136PS) - DW,
Vehicles With: 6-Speed Manual Transaxle - MMT6



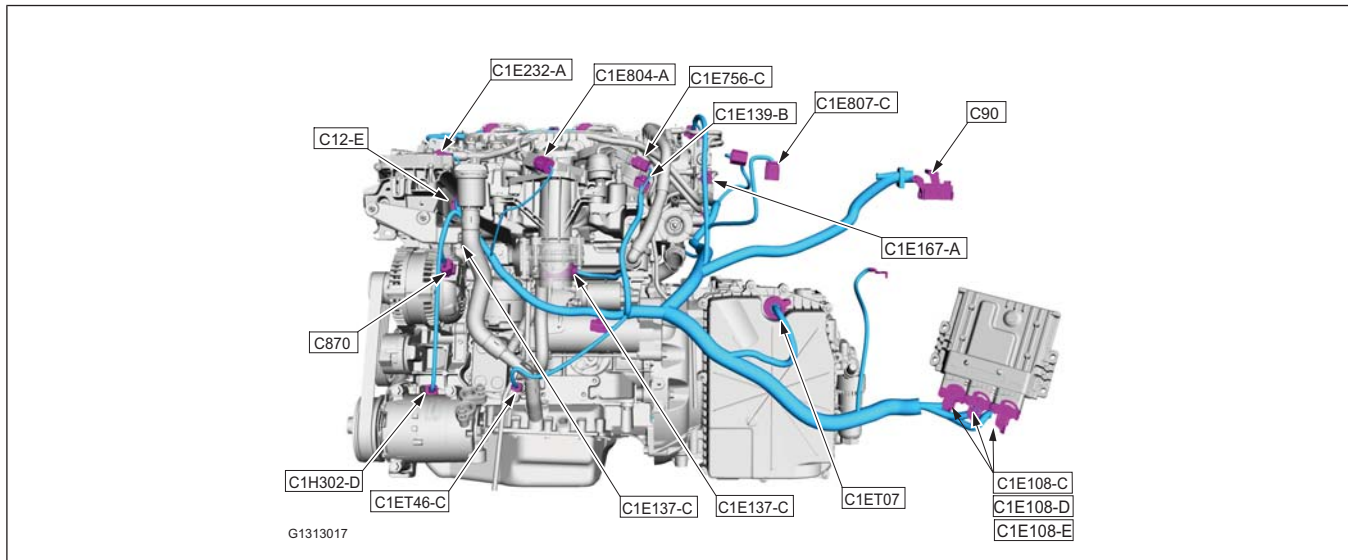
COMPONENT LOCATION

Engine Front View - 2.0L Duratorq-TDCi (100kW/136PS) - DW/2.0L Duratorq-TDCi (103kW/140PS) - DW/2.0L Duratorq-TDCi (120kW/163PS) - DW, Vehicles With: 6-Speed Manual Transaxle - MMT6, Emission Requirements: Stage V

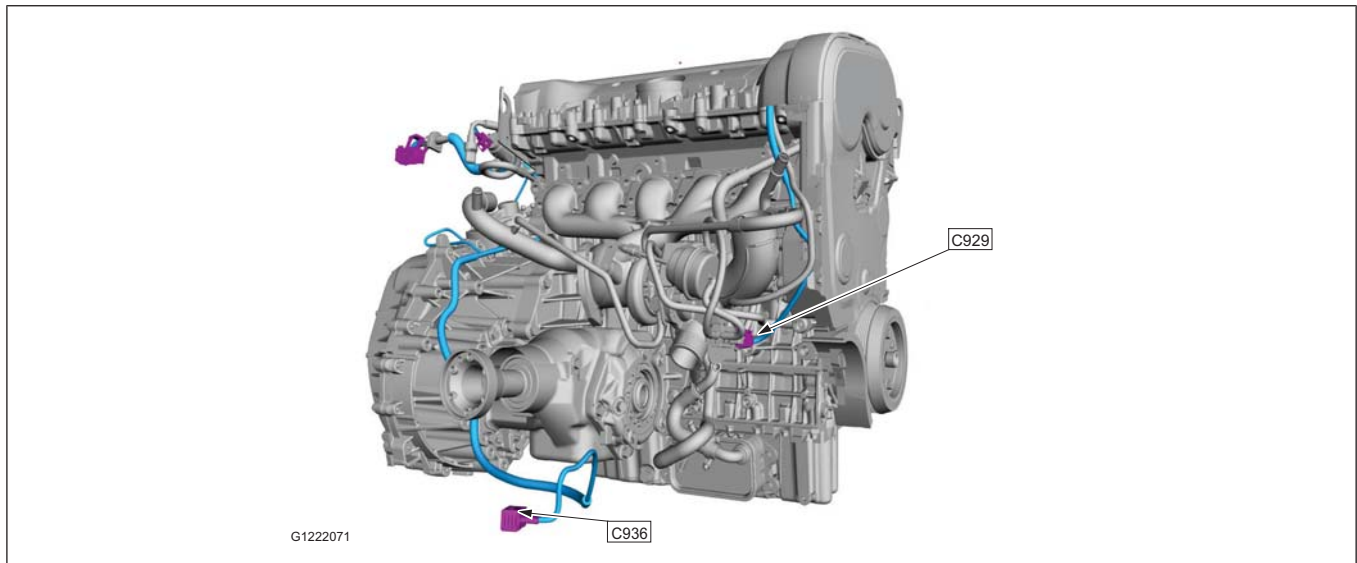


COMPONENT LOCATION

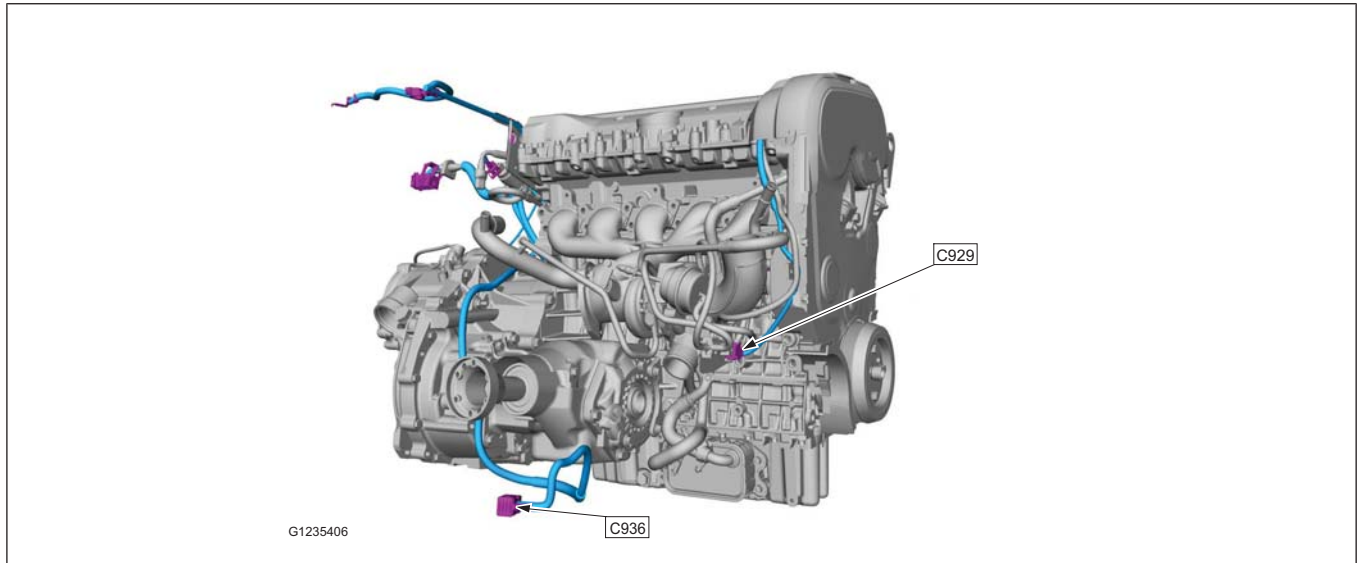
Engine Front View - 2.0L Duratorq-TDCi (100kW/136PS) - DW/2.0L Duratorq-TDCi (103kW/140PS) - DW/2.0L Duratorq-TDCi (120kW/163PS) - DW, Vehicles With: 6-Speed Automatic Transaxle - 6DCT450, Emission Requirements: Stage V AWD



COMPONENT LOCATION

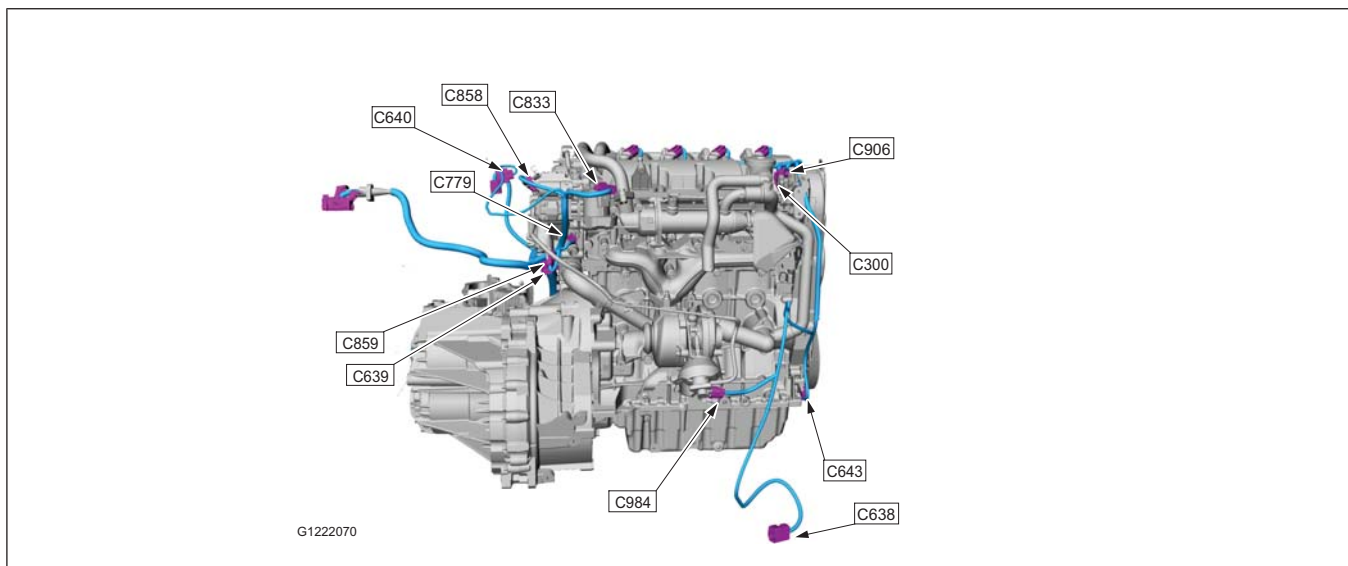
**Engine Rear View - 2.5L Duratec (147kW/200PS) - VI5, Vehicles
With: 6-Speed Manual Transaxle - M66 AWD**

COMPONENT LOCATION

**Engine Rear View - 2.5L Duratec (147kW/200PS) - VI5, Vehicles
With: 5-Speed Automatic Transaxle - AW55 AWD**

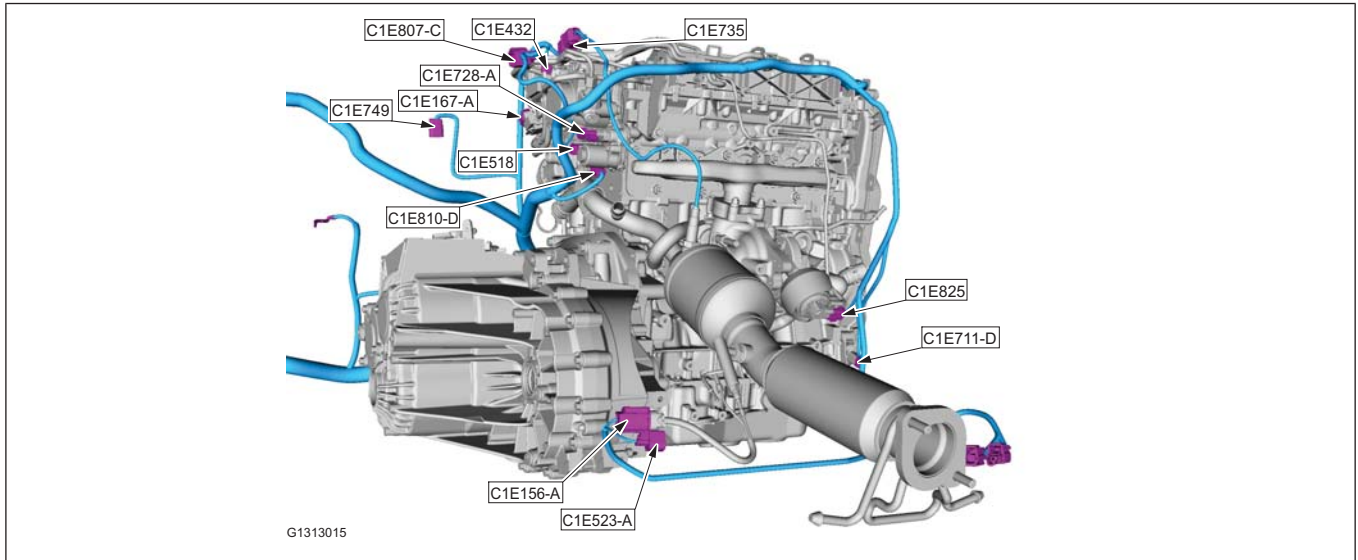
COMPONENT LOCATION

**Engine Rear View - 2.0L Duratorq-TDCi (100kW/136PS) - DW,
Vehicles With: 6-Speed Manual Transaxle - MMT6**



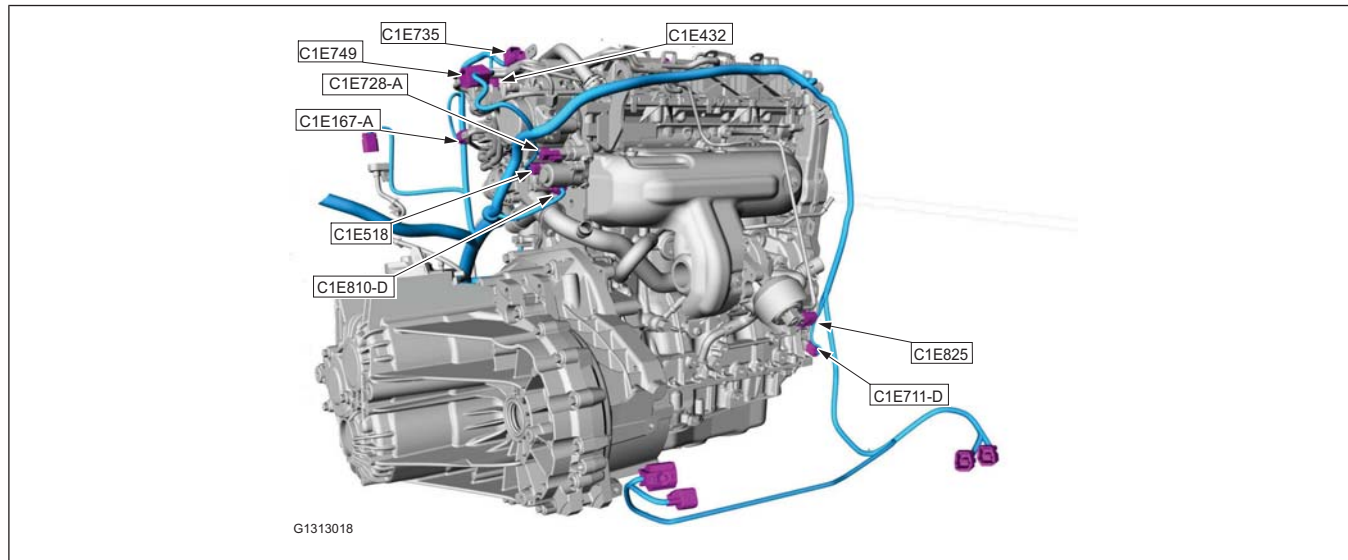
COMPONENT LOCATION

Engine Rear View - 2.0L Duratorq-TDCi (100kW/136PS) - DW/2.0L Duratorq-TDCi (103kW/140PS) - DW/2.0L Duratorq-TDCi (120kW/163PS) - DW, Vehicles With: 6-Speed Manual Transaxle - MMT6, Emission Requirements: Stage V

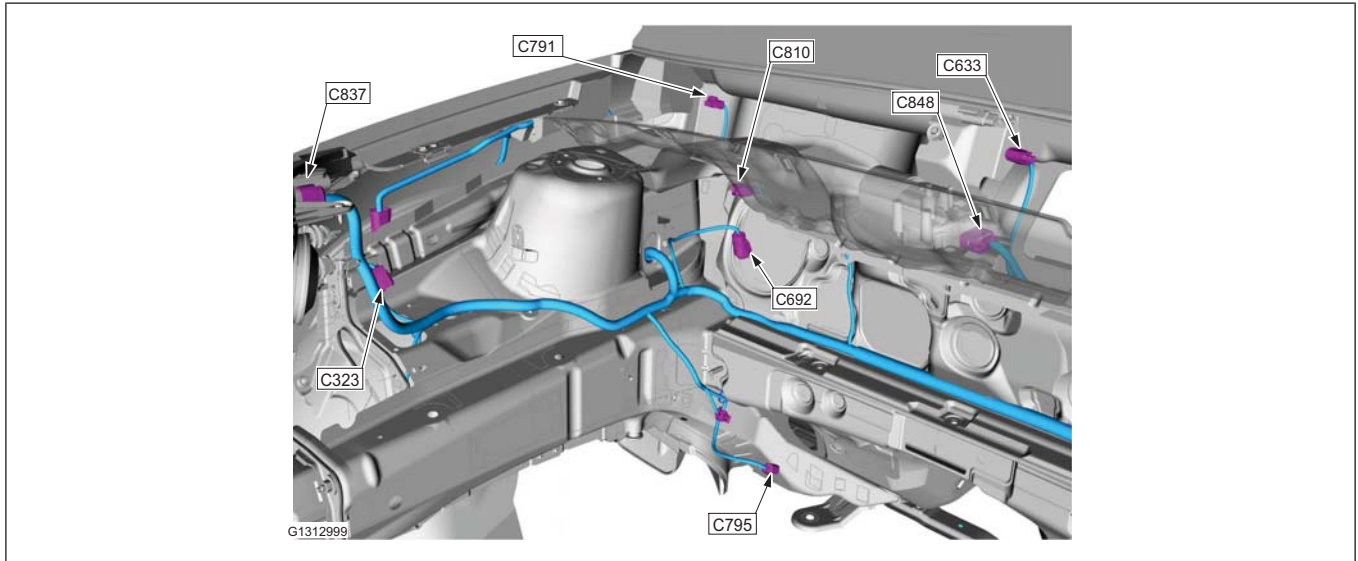


COMPONENT LOCATION

Engine Rear View - 2.0L Duratorq-TDCi (100kW/136PS) - DW/2.0L Duratorq-TDCi (103kW/140PS) - DW/2.0L Duratorq-TDCi (120kW/163PS) - DW, Vehicles With: 6-Speed Automatic Transaxle - 6DCT450, Emission Requirements: Stage V AWD

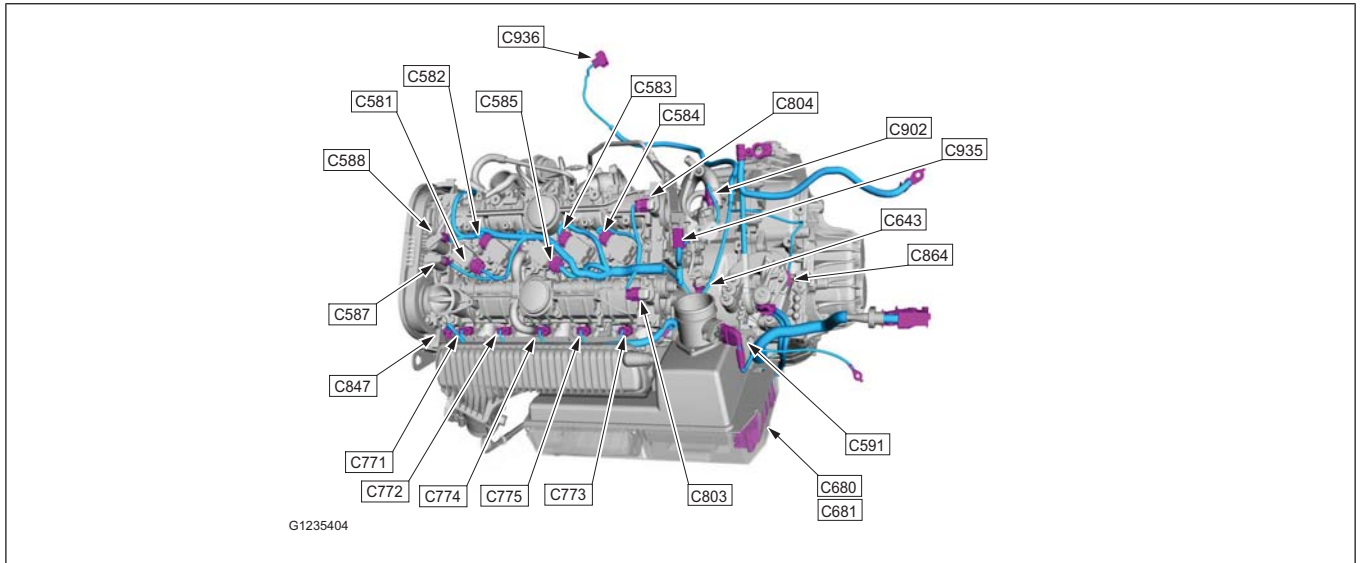


COMPONENT LOCATION

Engine Compartment Right-Hand View - 2.0L Duratorq-TDCi (100kW/136PS) - DW/2.0L Duratorq-TDCi (120kW/163PS) - DW, RHD 4WD/RHD FWD, Emission Requirements: Stage V

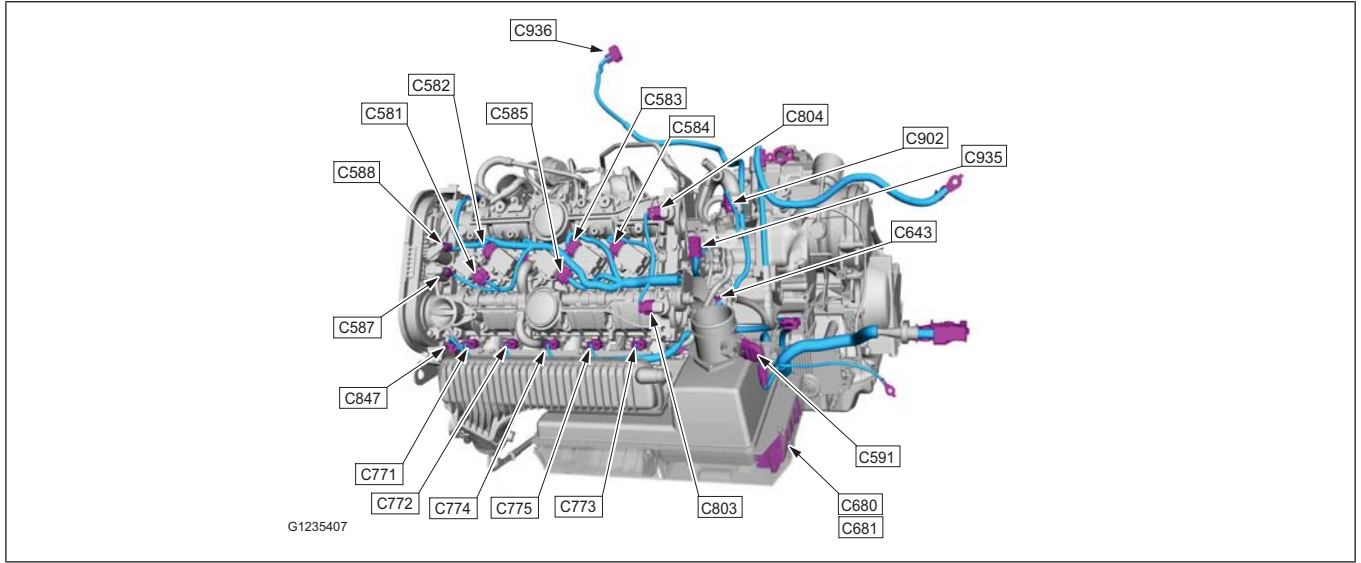
COMPONENT LOCATION

Engine Upper View - 2.5L Duratec (147kW/200PS) - VI5, Vehicles With: 6-Speed Manual Transaxle - M66 AWD



COMPONENT LOCATION

Engine Upper View - 2.5L Duratec (147kW/200PS) - VI5, Vehicles With: 5-Speed Automatic Transaxle - AW55 AWD



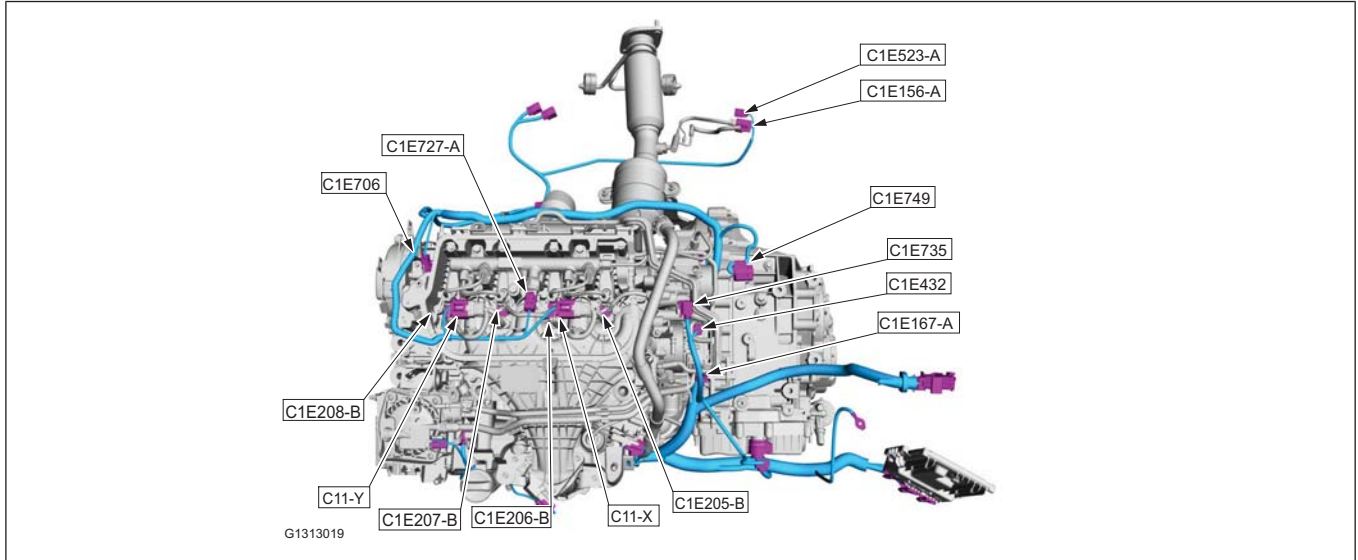
COMPONENT LOCATION

Engine Upper View - 2.0L Duratorq-TDCi (100kW/136PS) - DW/2.0L Duratorq-TDCi (103kW/140PS) - DW/2.0L Duratorq-TDCi (120kW/163PS) - DW, Vehicles With: 6-Speed Manual Transaxle - MMT6, Emission Requirements: Stage V



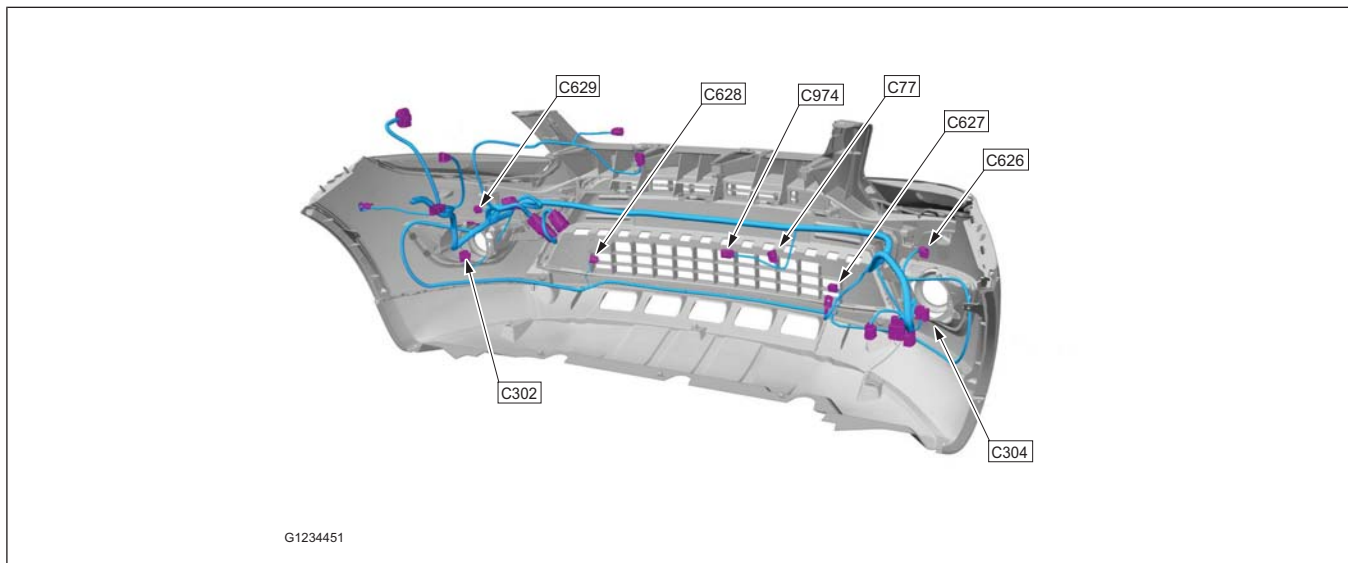
COMPONENT LOCATION

Engine Upper View - 2.0L Duratorq-TDCi (100kW/136PS) - DW/2.0L Duratorq-TDCi (103kW/140PS) - DW/2.0L Duratorq-TDCi (120kW/163PS) - DW, Vehicles With: 6-Speed Automatic Transaxle - 6DCT450, Emission Requirements: Stage V AWD



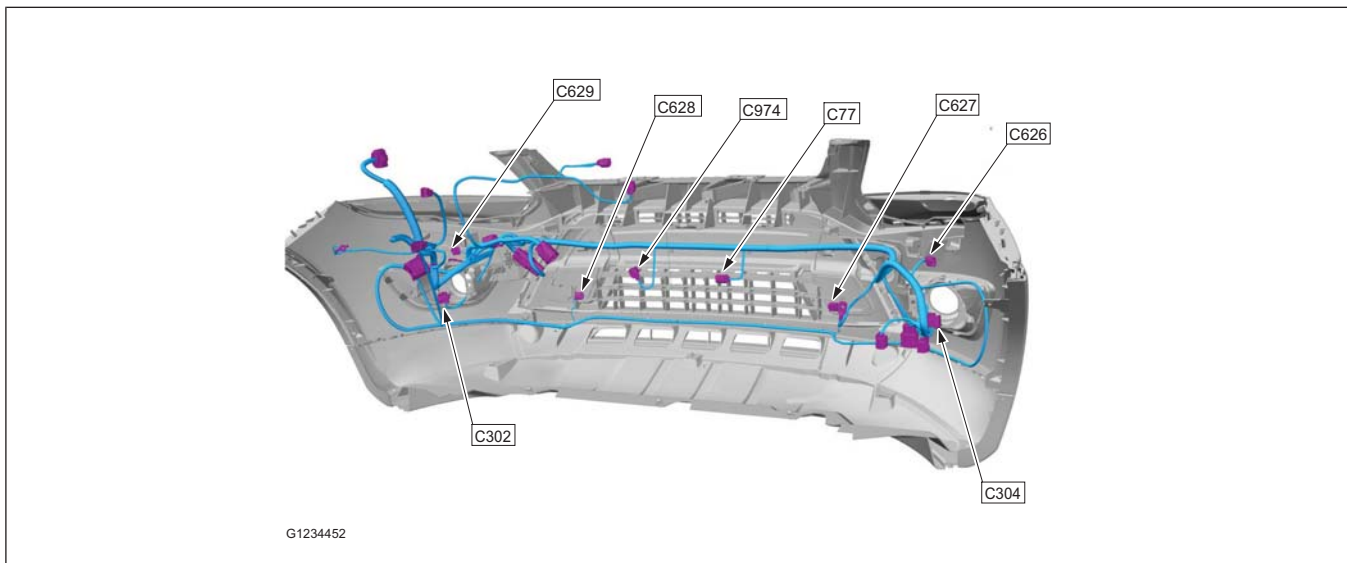
COMPONENT LOCATION

Front Bumper - 2.5L Duratec (147kW/200PS) - VI5, LHD 4WD



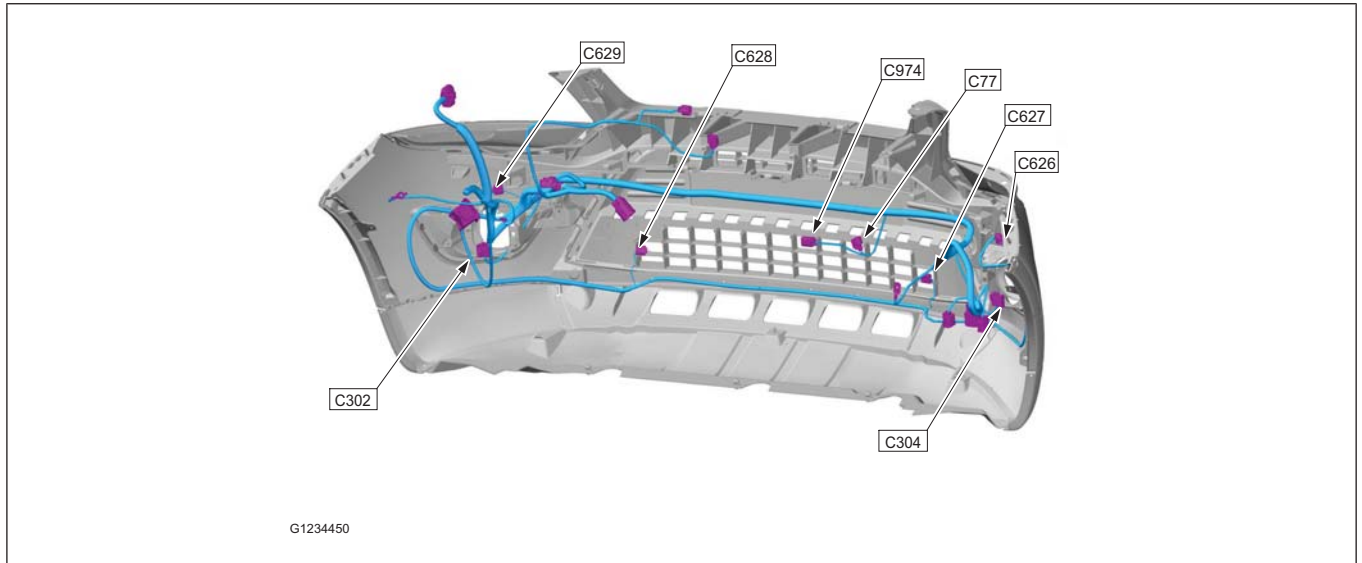
COMPONENT LOCATION

Front Bumper - 2.5L Duratec (147kW/200PS) - VI5, RHD 4WD



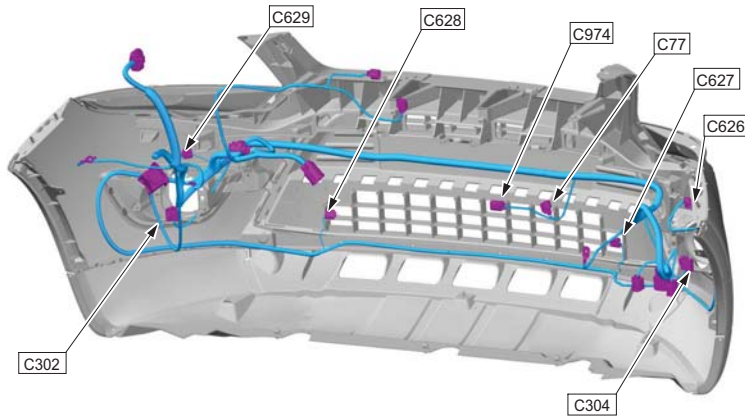
COMPONENT LOCATION

Front Bumper - 2.0L Duratorq-TDCi (100kW/136PS) - DW, LHD
4WD/LHD FWD



COMPONENT LOCATION

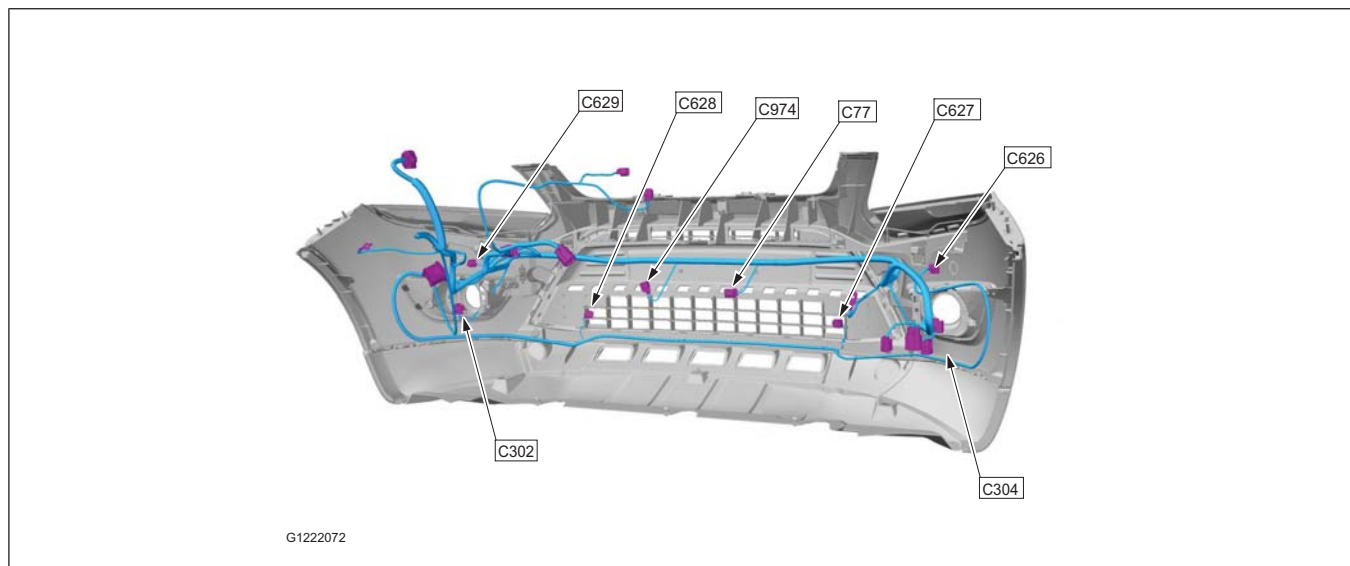
Front Bumper - 2.0L Duratorq-TDCi (100kW/136PS) - DW/2.0L Duratorq-TDCi (103kW/140PS) - DW/2.0L Duratorq-TDCi (120kW/163PS) - DW, LHD 4WD/LHD FWD, Emission Requirements: Stage V



G1313003

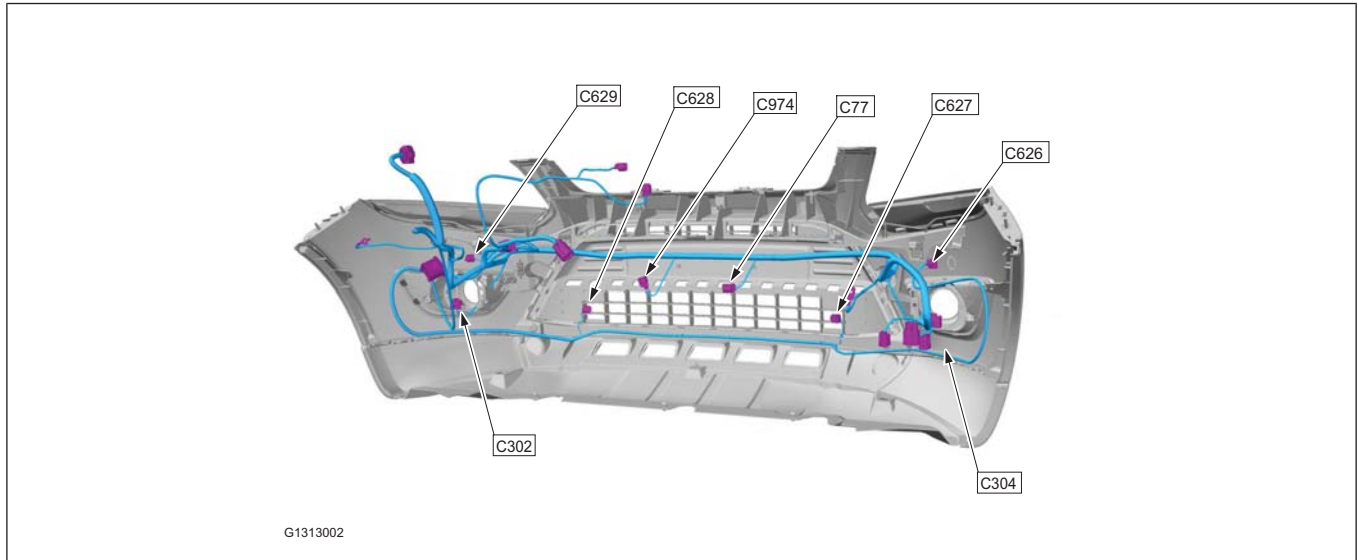
COMPONENT LOCATION

Front Bumper - 2.0L Duratorq-TDCi (100kW/136PS) - DW, RHD
4WD/RHD FWD



COMPONENT LOCATION

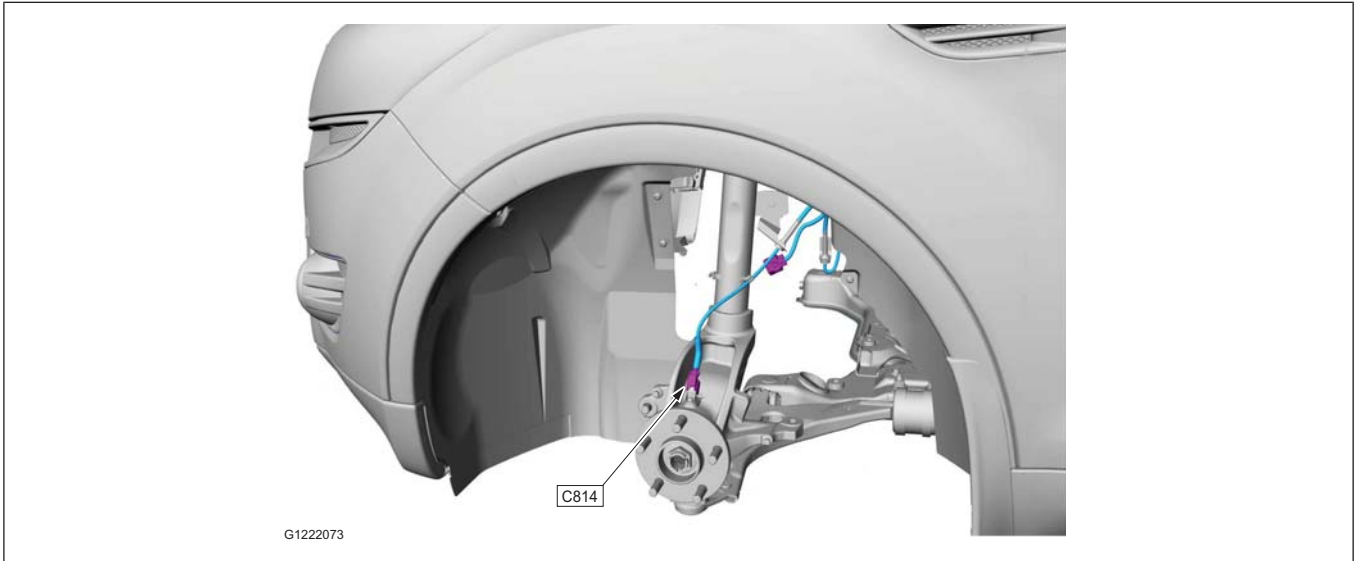
Front Bumper - 2.0L Duratorq-TDCi (100kW/136PS) - DW/2.0L Duratorq-TDCi (103kW/140PS) - DW/2.0L Duratorq-TDCi (120kW/163PS) - DW, RHD 4WD/RHD FWD, Emission Requirements: Stage V





COMPONENT LOCATION

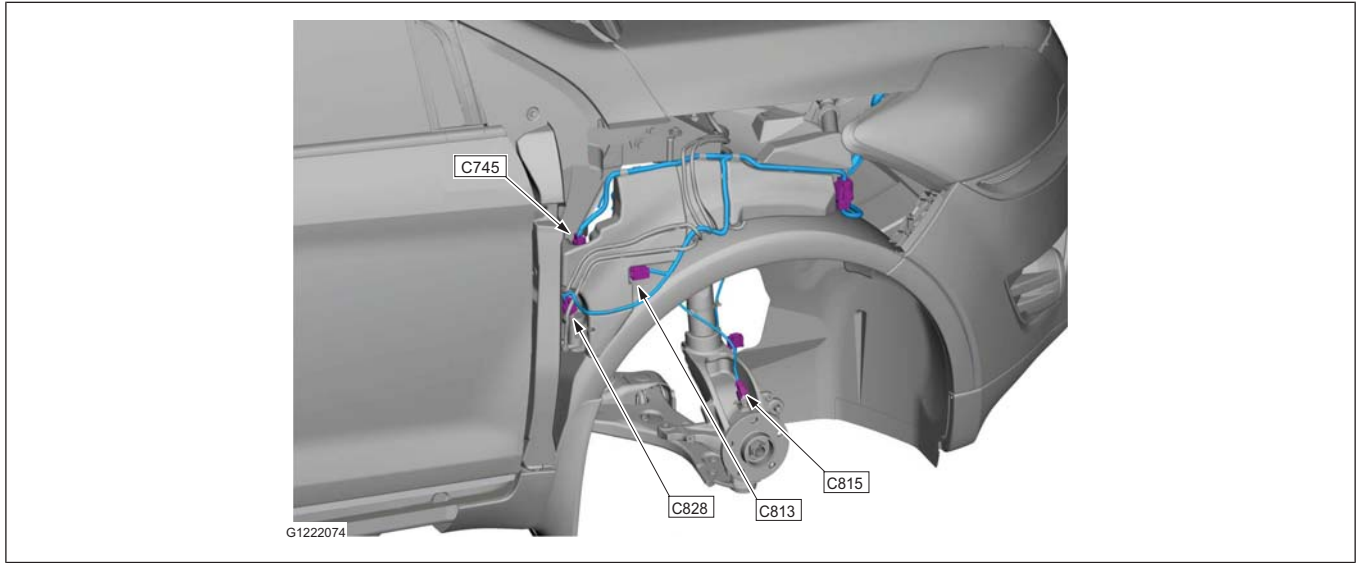
Front Fender LH





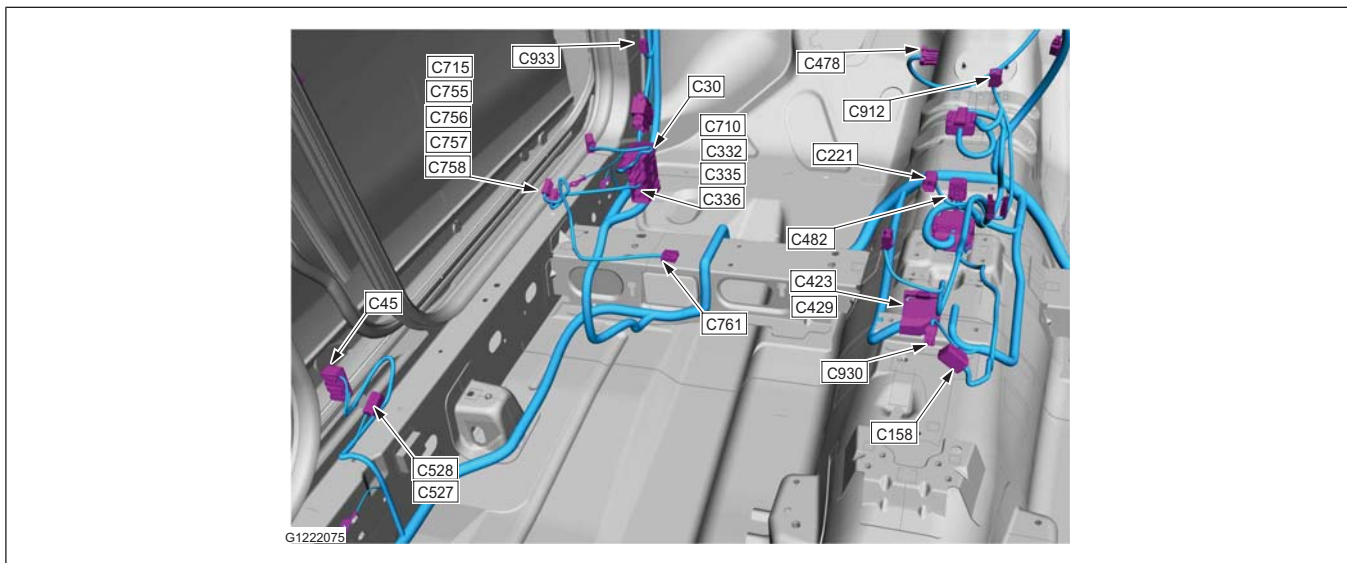
COMPONENT LOCATION

Front Fender RH



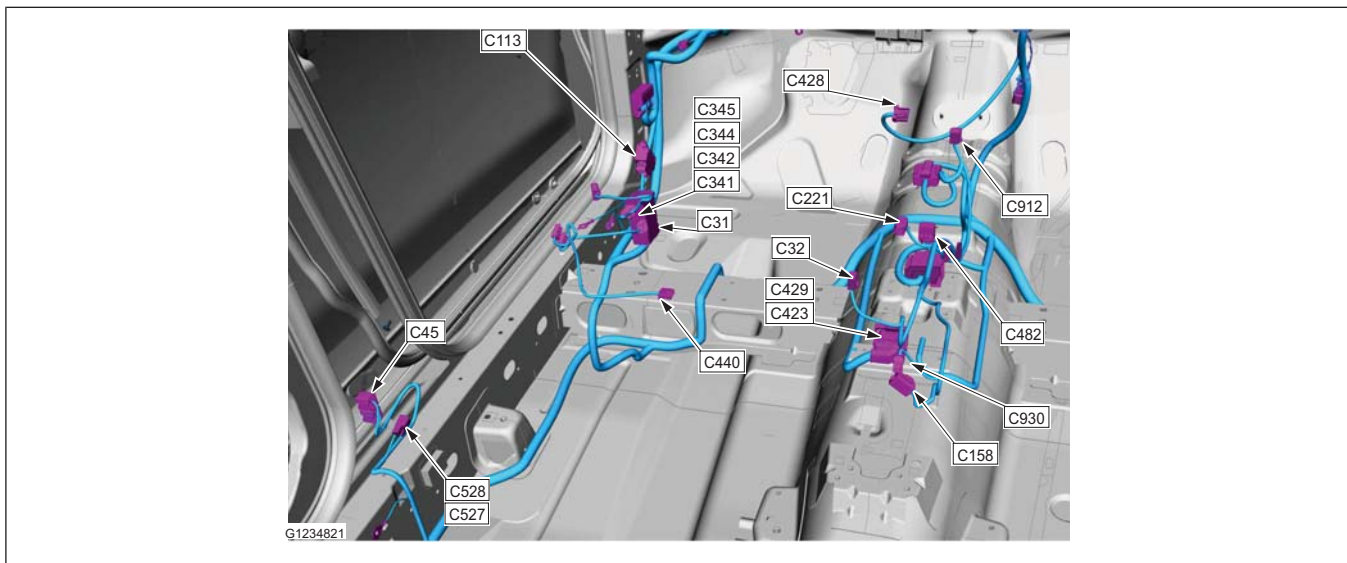
COMPONENT LOCATION

Front Floor Left-Hand View - LHD 4WD/LHD FWD



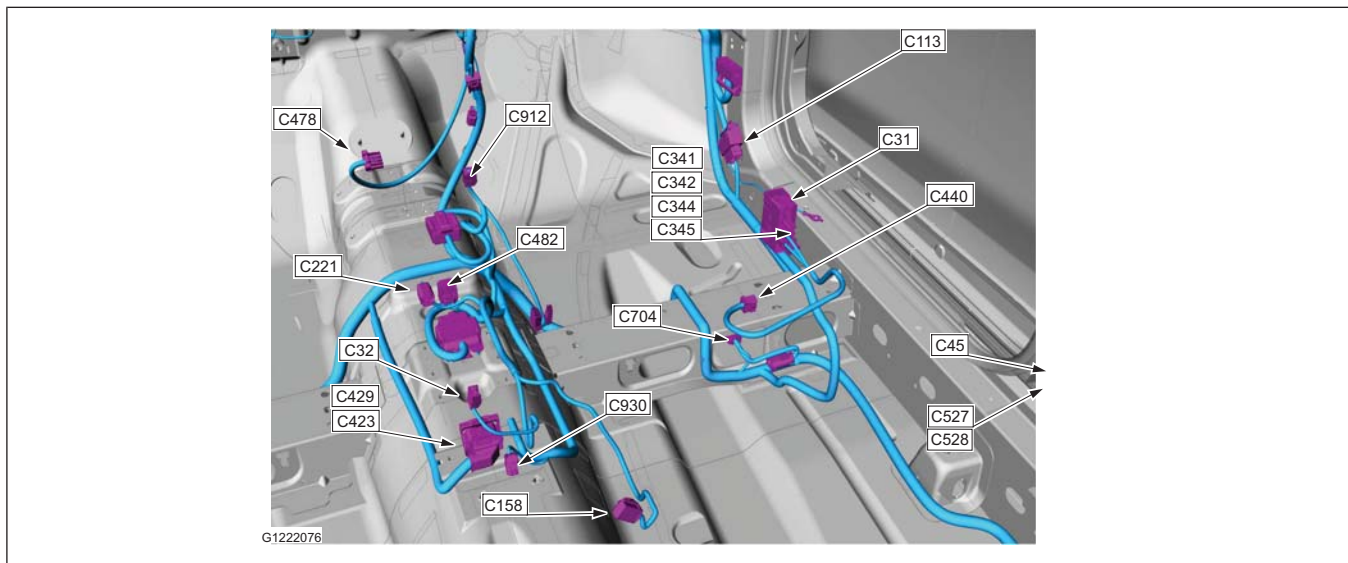
COMPONENT LOCATION

Front Floor Left-Hand View - RHD 4WD/RHD FWD



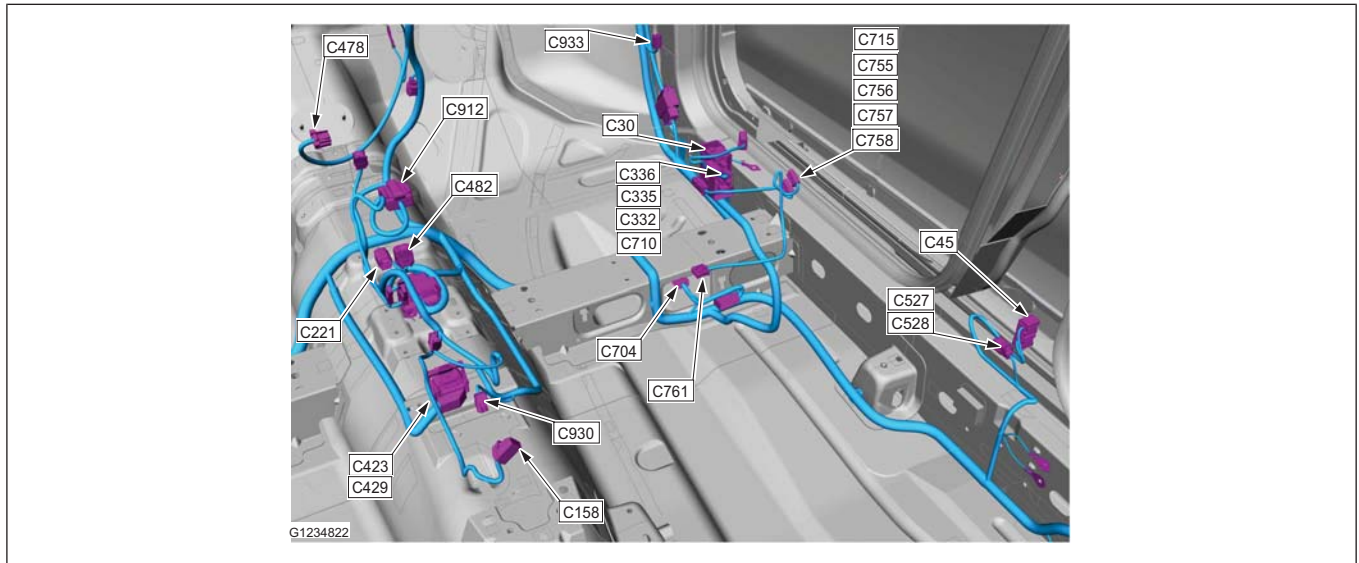
COMPONENT LOCATION

Front Floor Right-Hand View - LHD 4WD/LHD FWD



COMPONENT LOCATION

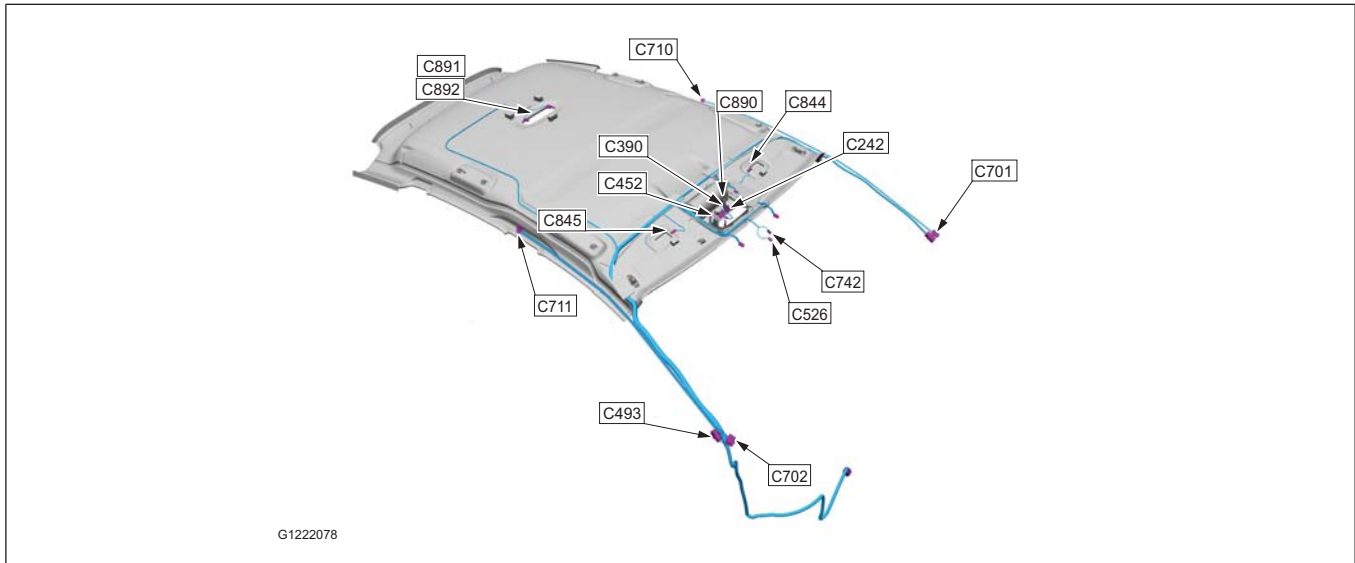
Front Floor Right-Hand View - RHD 4WD/RHD FWD





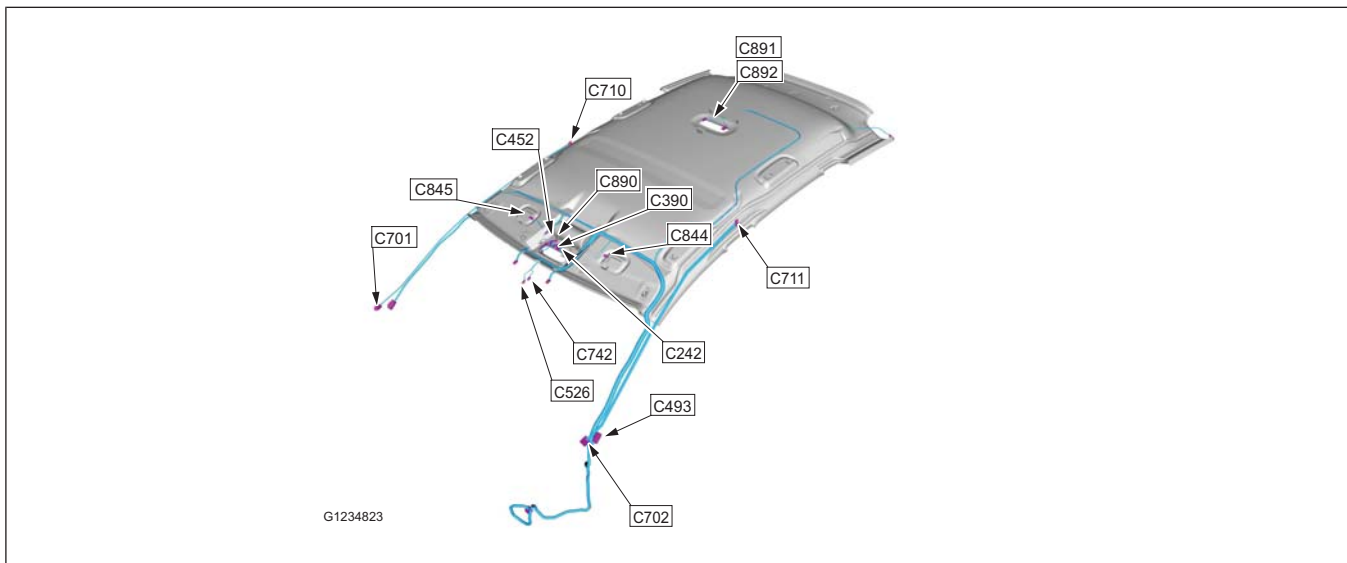
COMPONENT LOCATION

Headliner - LHD 4WD/LHD FWD



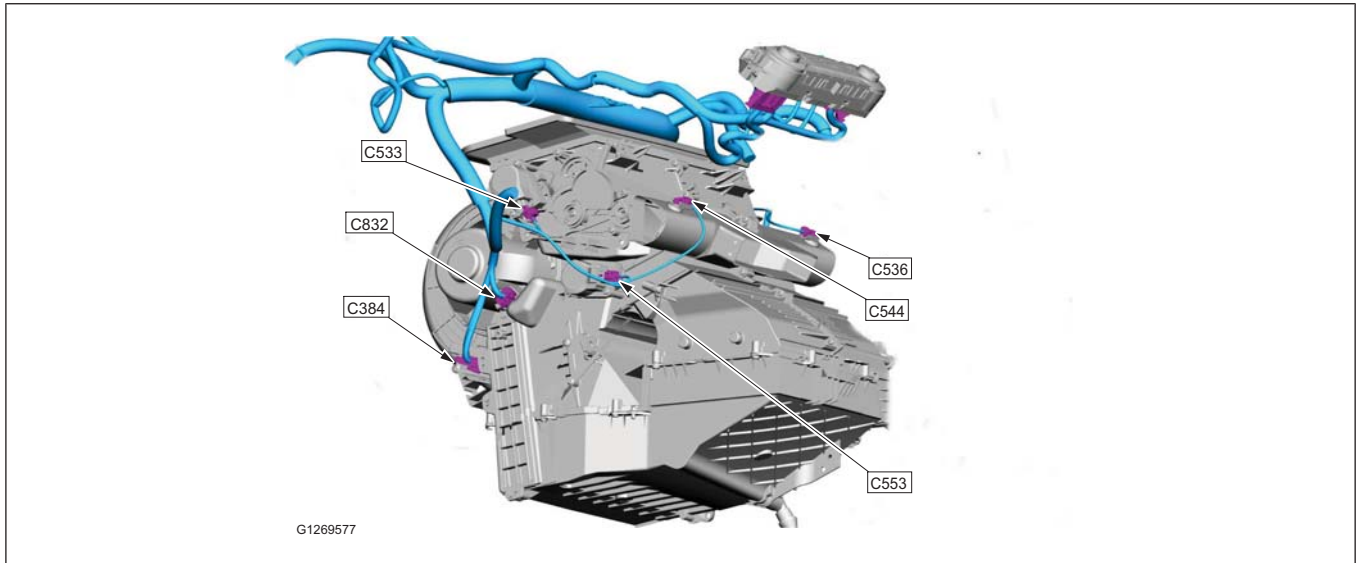
COMPONENT LOCATION

Headliner - RHD 4WD/RHD FWD



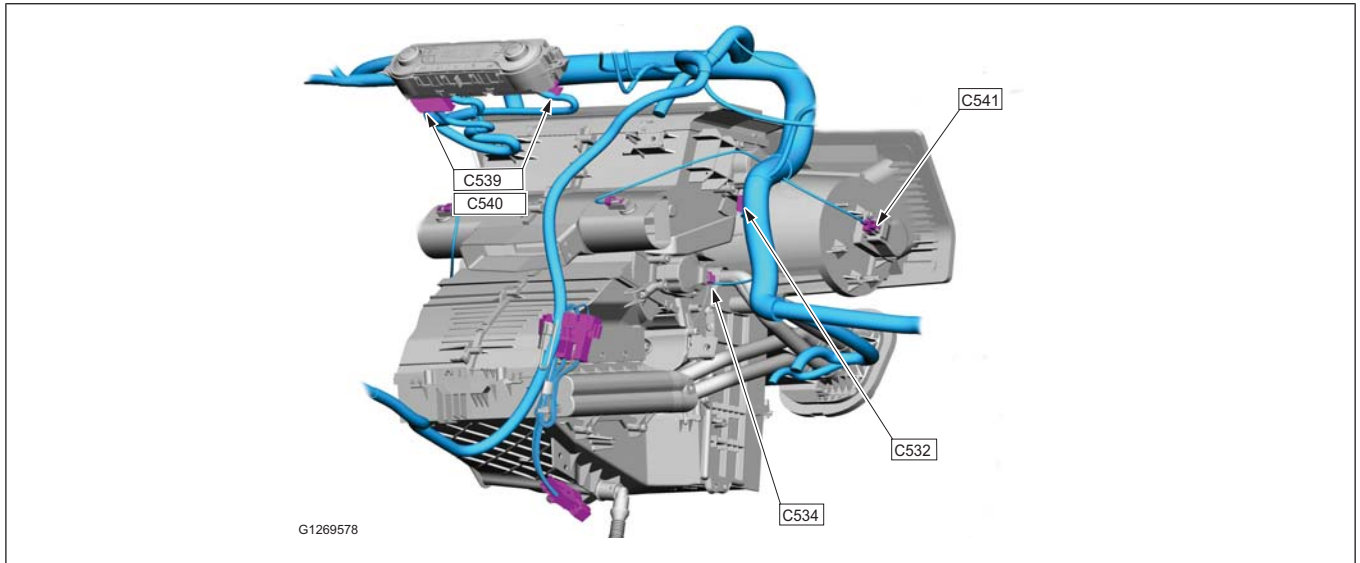
COMPONENT LOCATION

**Heater Core Housing Left-Hand View - LHD 4WD/LHD FWD,
Vehicles With: Air Conditioning/Automatic Temperature Control**



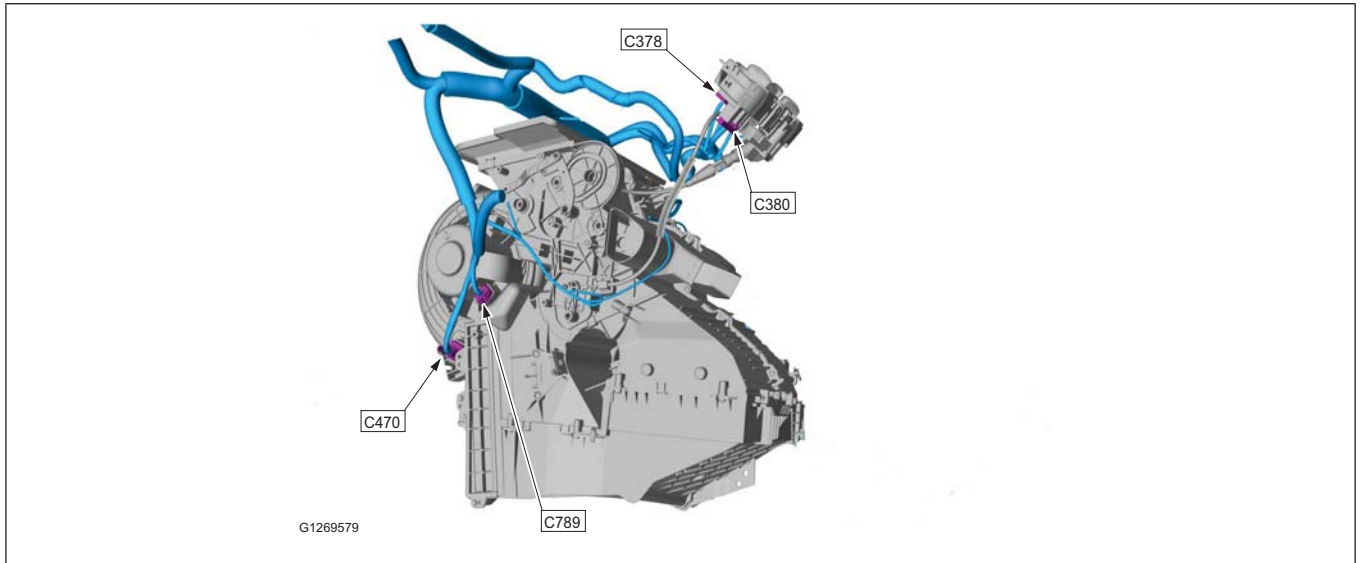
COMPONENT LOCATION

**Heater Core Housing Right-Hand View - LHD 4WD/LHD FWD,
Vehicles With: Air Conditioning/Automatic Temperature Control**

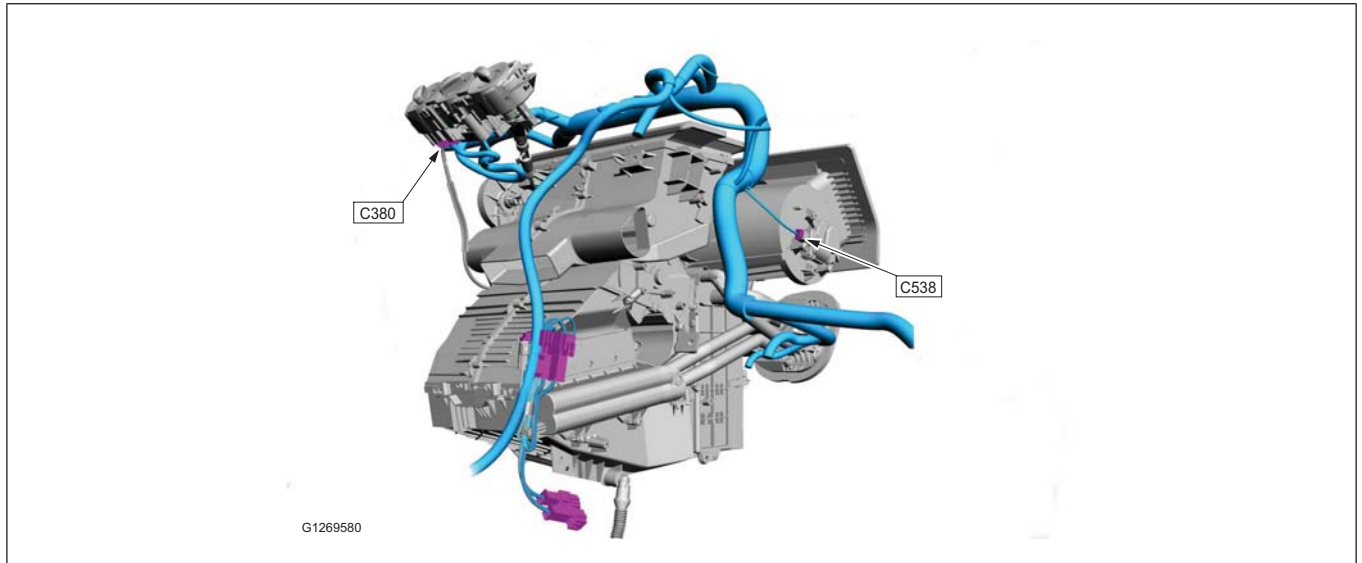


COMPONENT LOCATION

Heater Core Housing Left-Hand View - LHD 4WD/LHD FWD,
Vehicles With: Air Conditioning/Manual Temperature Control

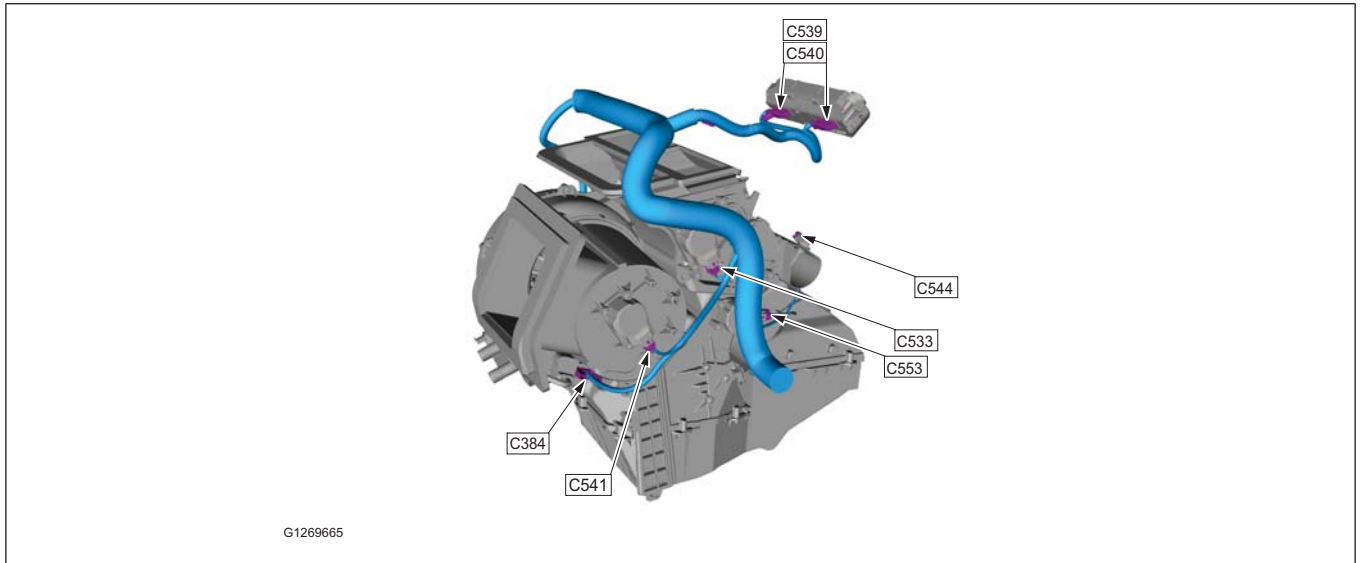


COMPONENT LOCATION

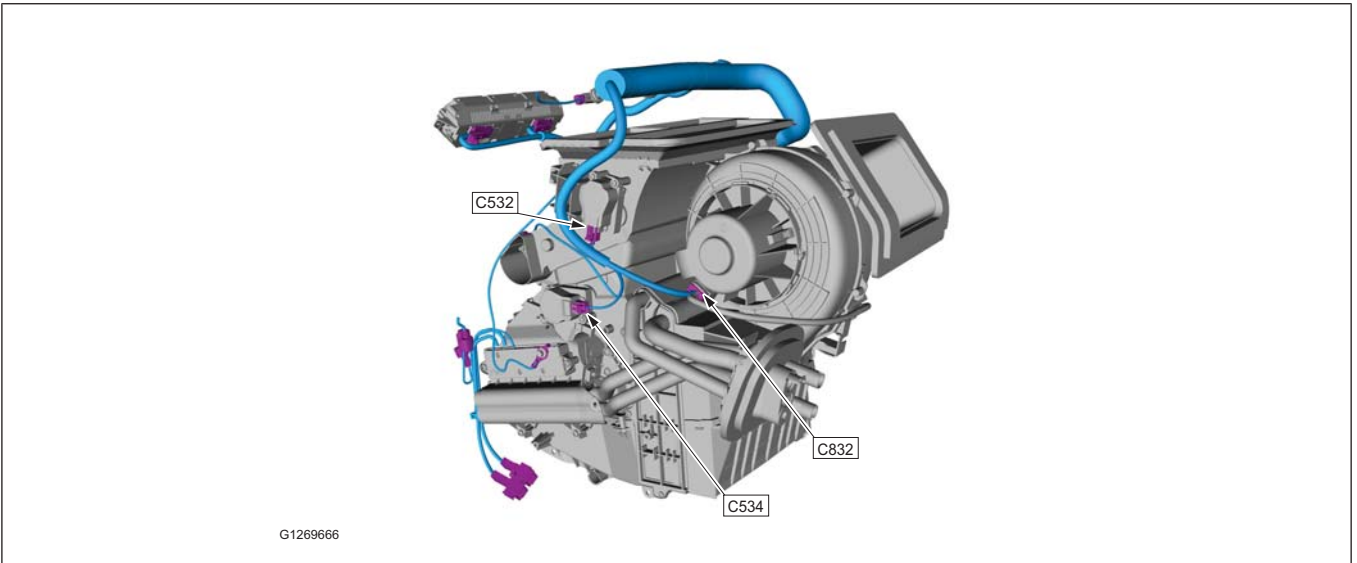
**Heater Core Housing Right-Hand View - LHD 4WD/LHD FWD,
Vehicles With: Air Conditioning/Manual Temperature Control**

COMPONENT LOCATION

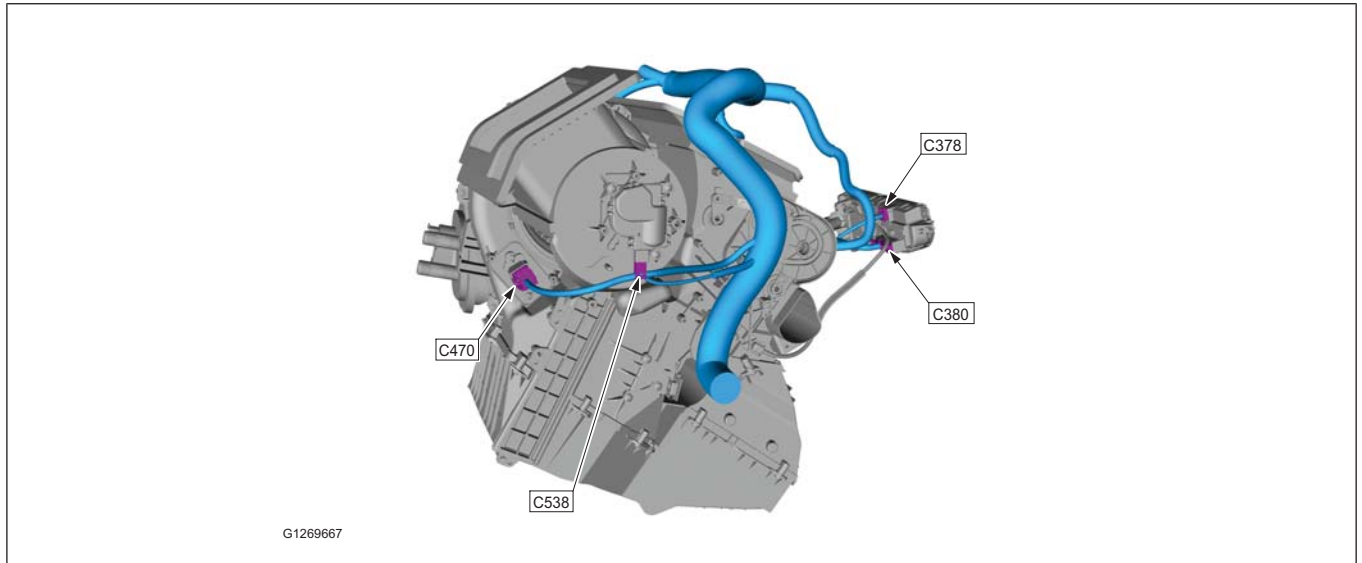
Heater Core Housing Left-Hand View - RHD 4WD/RHD FWD,
Vehicles With: Air Conditioning/Automatic Temperature Control



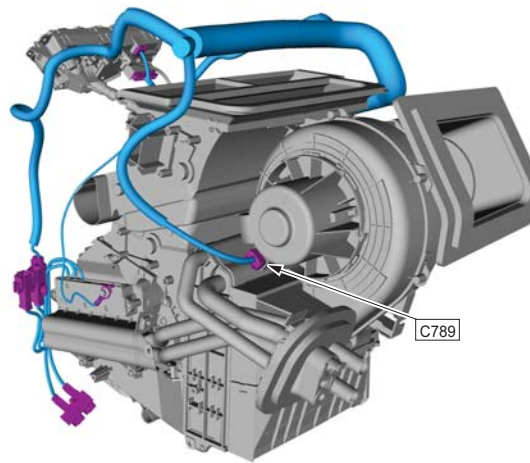
COMPONENT LOCATION

**Heater Core Housing Right-Hand View - RHD 4WD/RHD FWD,
Vehicles With: Air Conditioning/Automatic Temperature Control**

COMPONENT LOCATION

**Heater Core Housing Left-Hand View - RHD 4WD/RHD FWD,
Vehicles With: Air Conditioning/Manual Temperature Control**

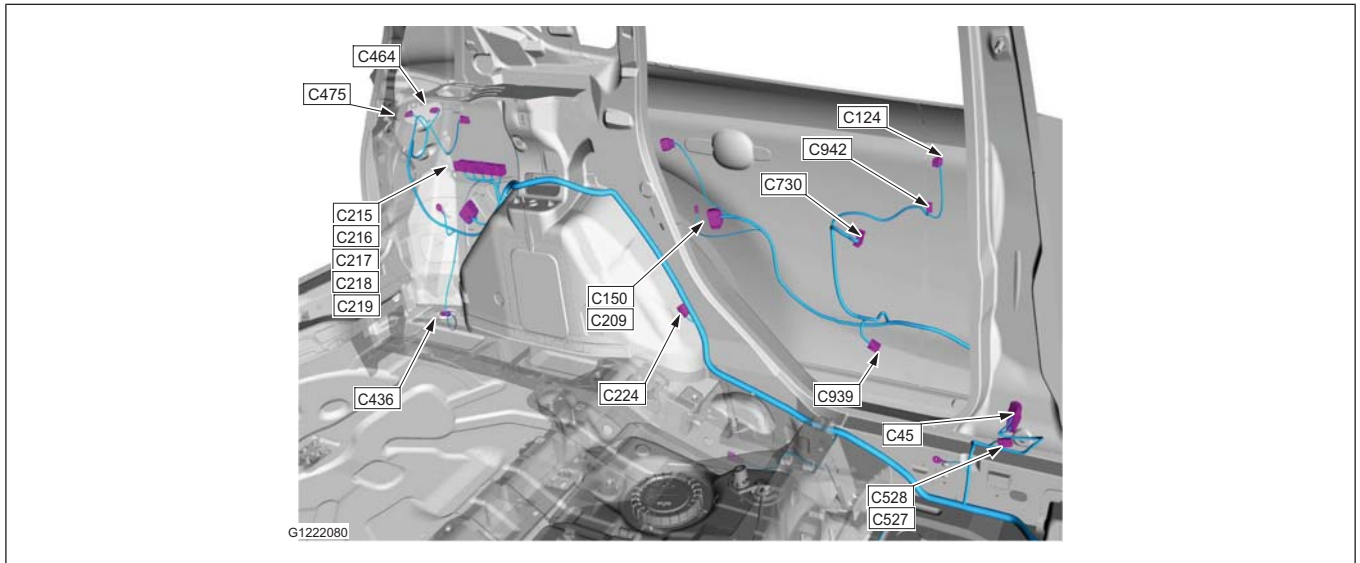
COMPONENT LOCATION

**Heater Core Housing Right-Hand View - RHD 4WD/RHD FWD,
Vehicles With: Air Conditioning/Manual Temperature Control**

G1269668

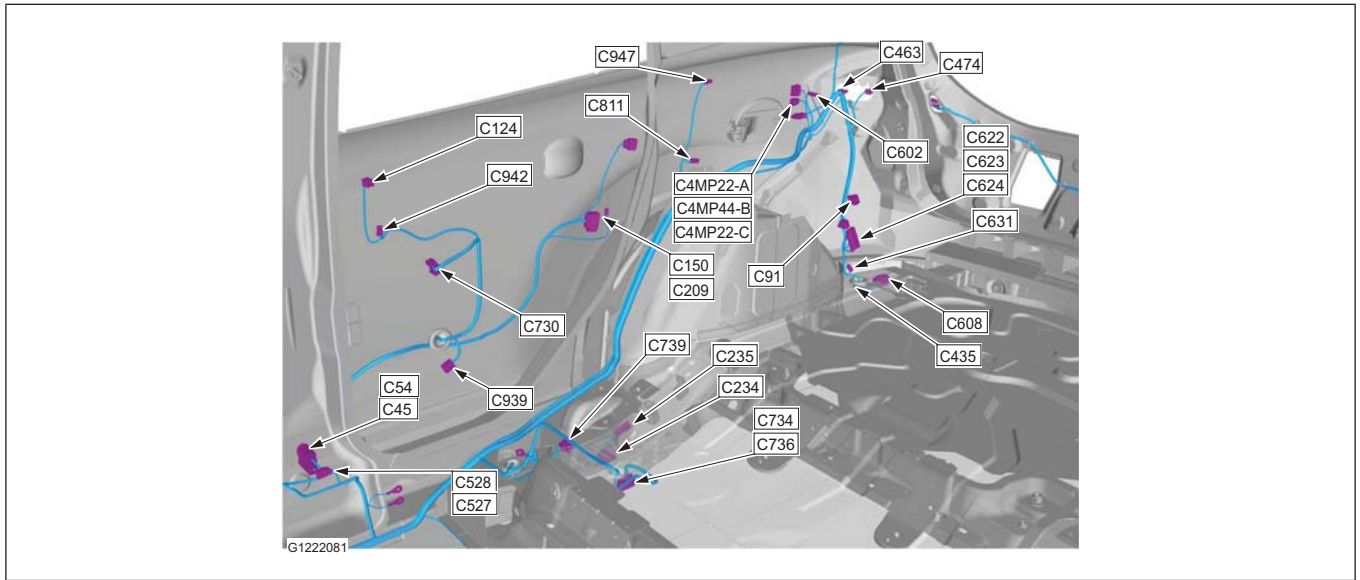
COMPONENT LOCATION

Inner Wheelhouse LH



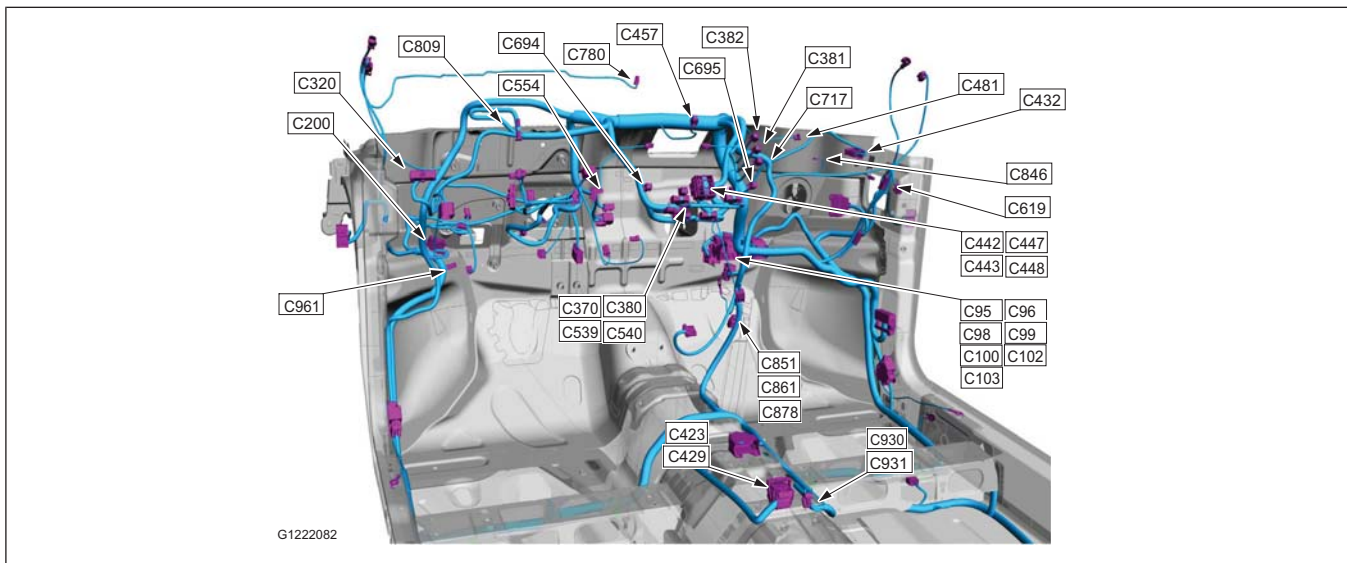
COMPONENT LOCATION

Inner Wheelhouse RH



COMPONENT LOCATION

Instrument Panel - LHD 4WD/LHD FWD

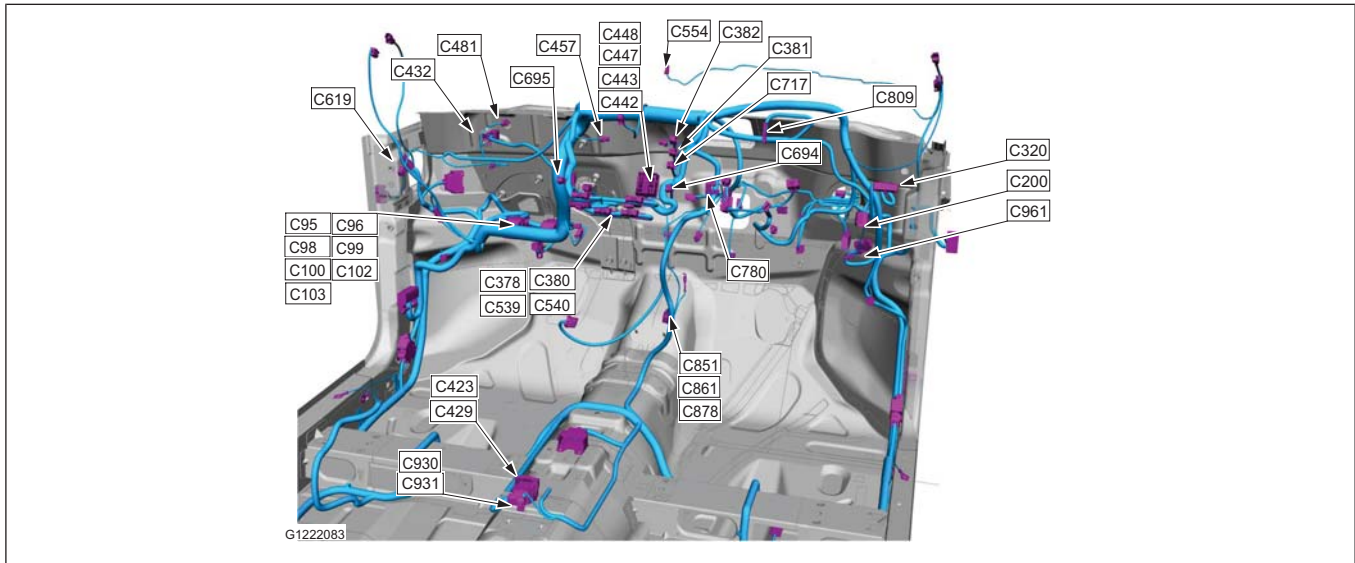


G1222082



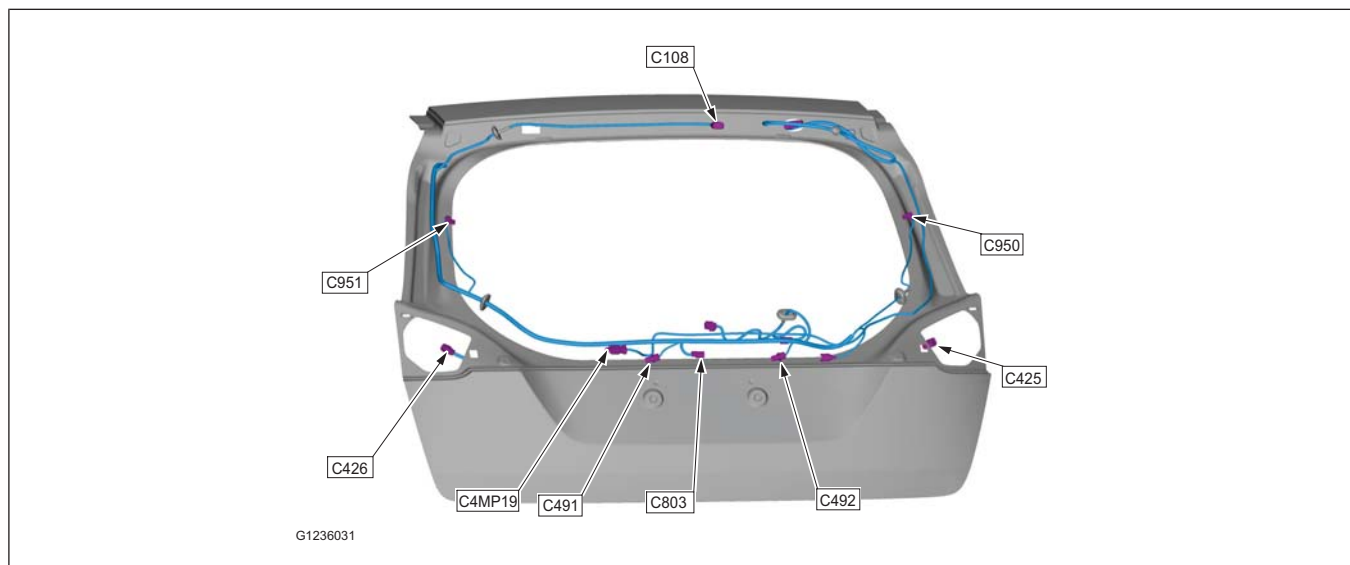
COMPONENT LOCATION

Instrument Panel - RHD 4WD/RHD FWD



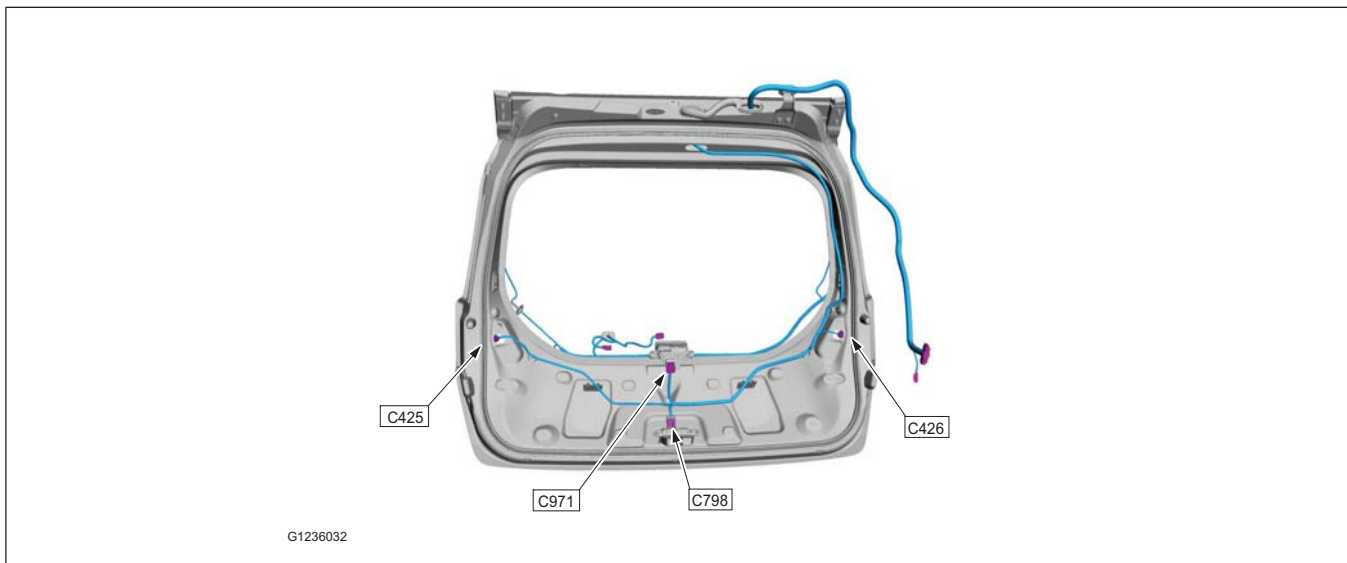
COMPONENT LOCATION

Liftgate Exterior View



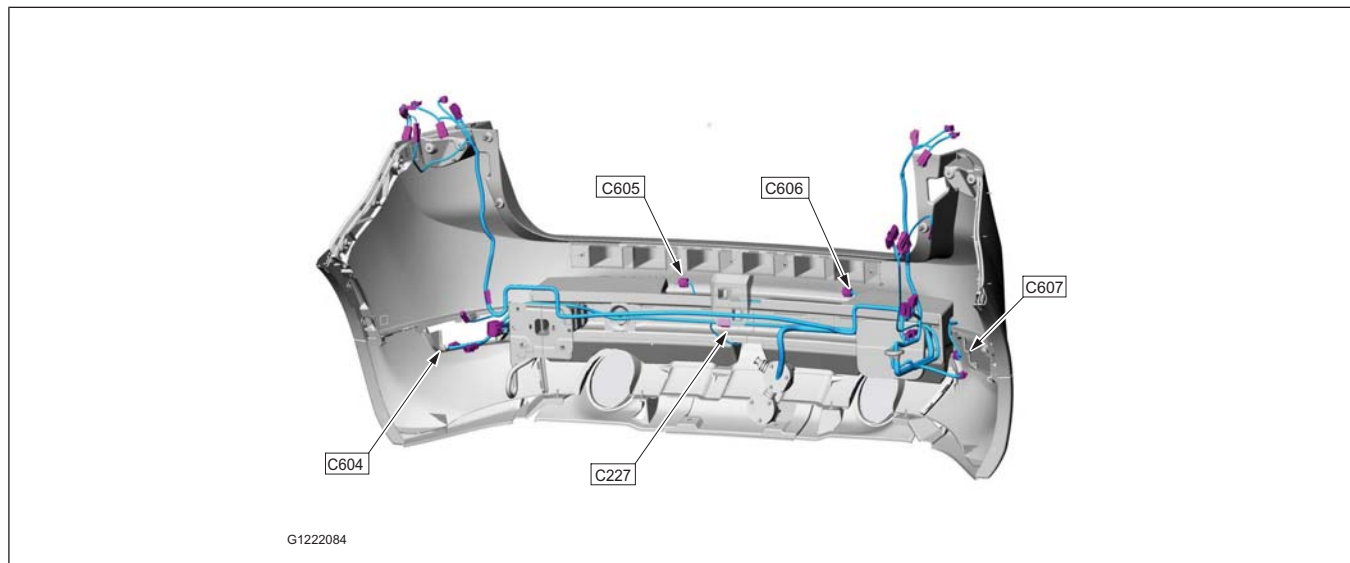
COMPONENT LOCATION

Liftgate Interior View



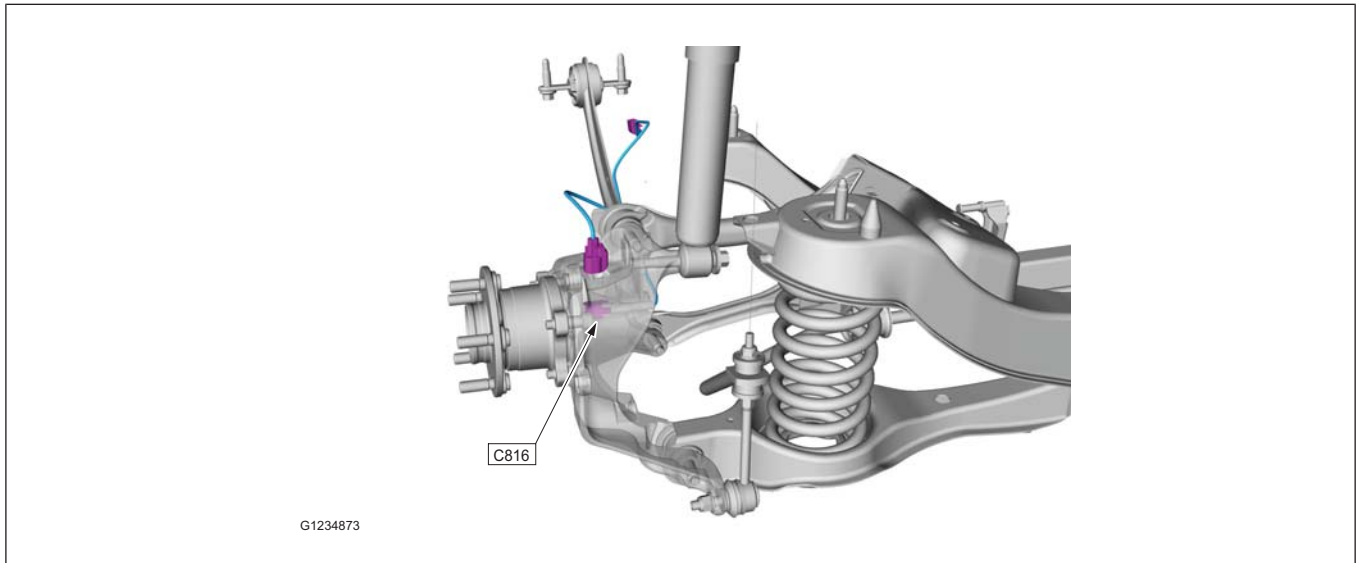
COMPONENT LOCATION

Rear Bumper



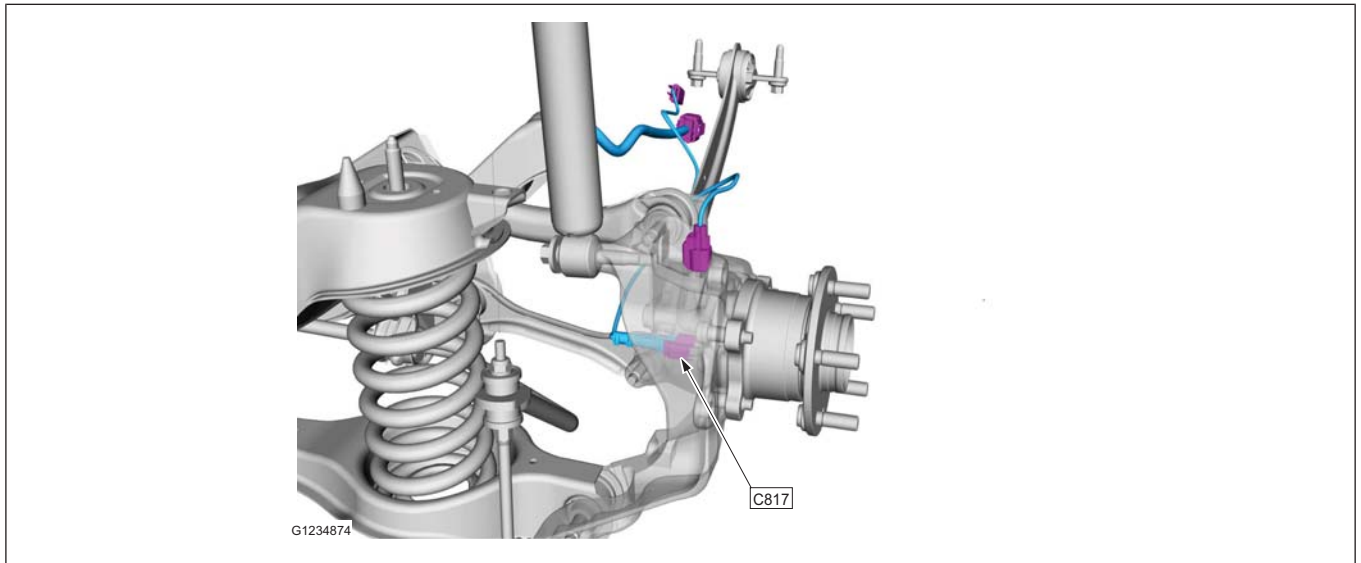
COMPONENT LOCATION

Rear Suspension LH Outer View



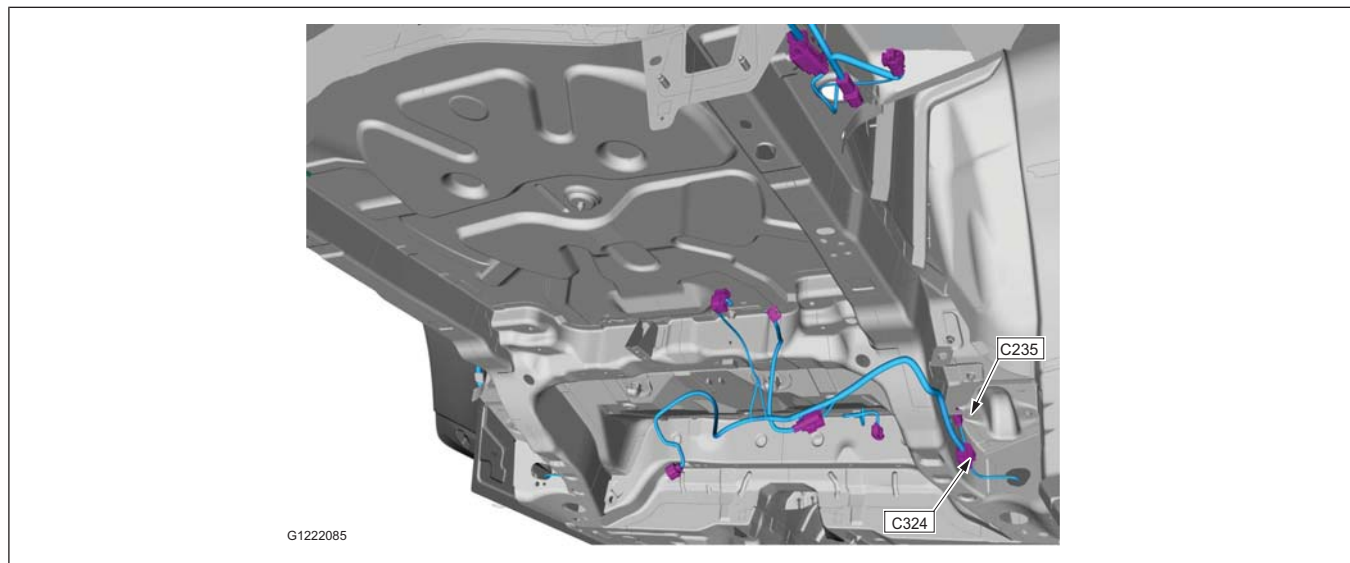
COMPONENT LOCATION

Rear Suspension RH Outer View



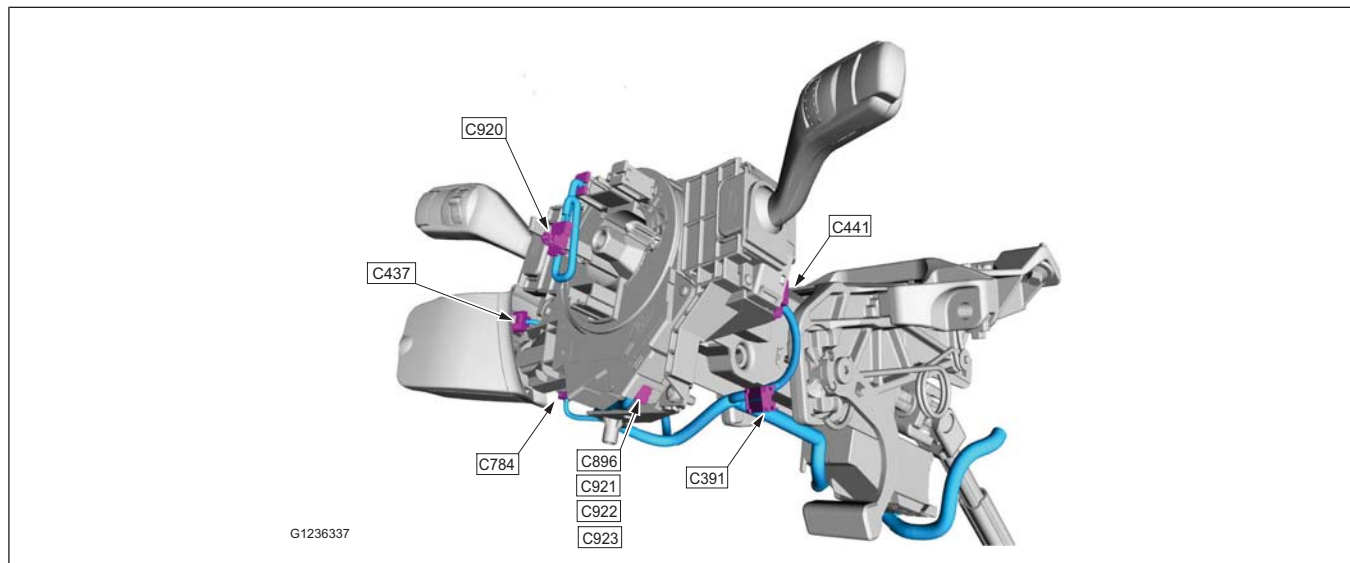
COMPONENT LOCATION

Rear Under Floor View



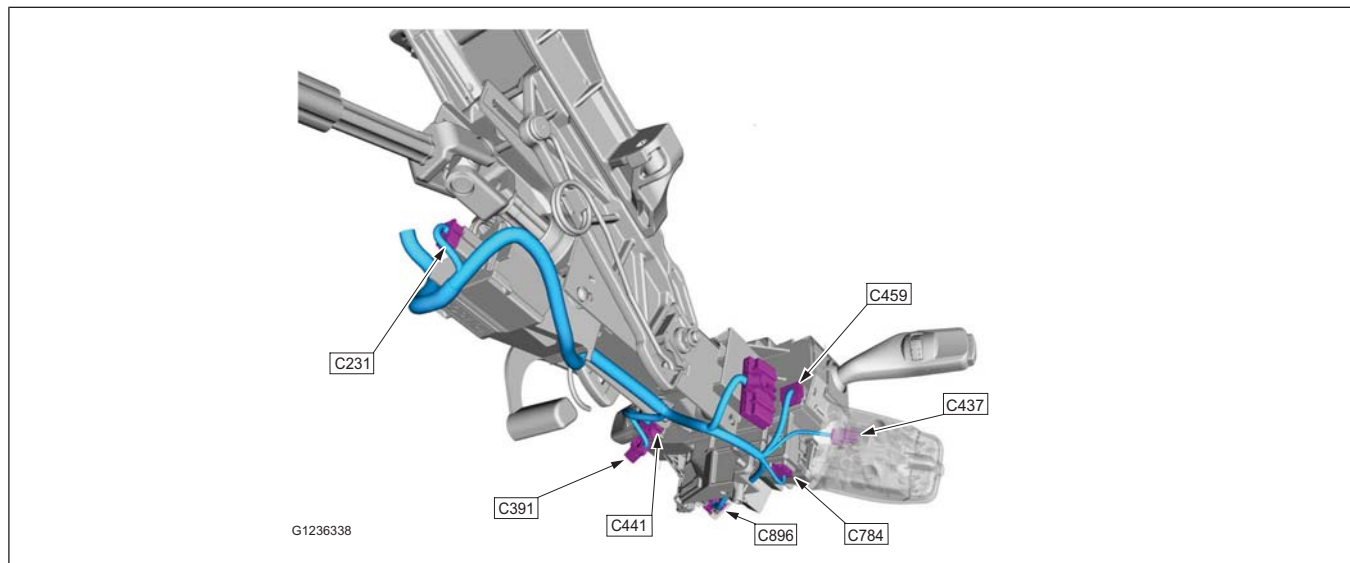
COMPONENT LOCATION

Steering Column Switches Front View



COMPONENT LOCATION

Steering Column Switches Rear View





SECTION 700-01 Fuse and Relay Information

VEHICLE APPLICATION: 2011.0 Kuga

CONTENTS

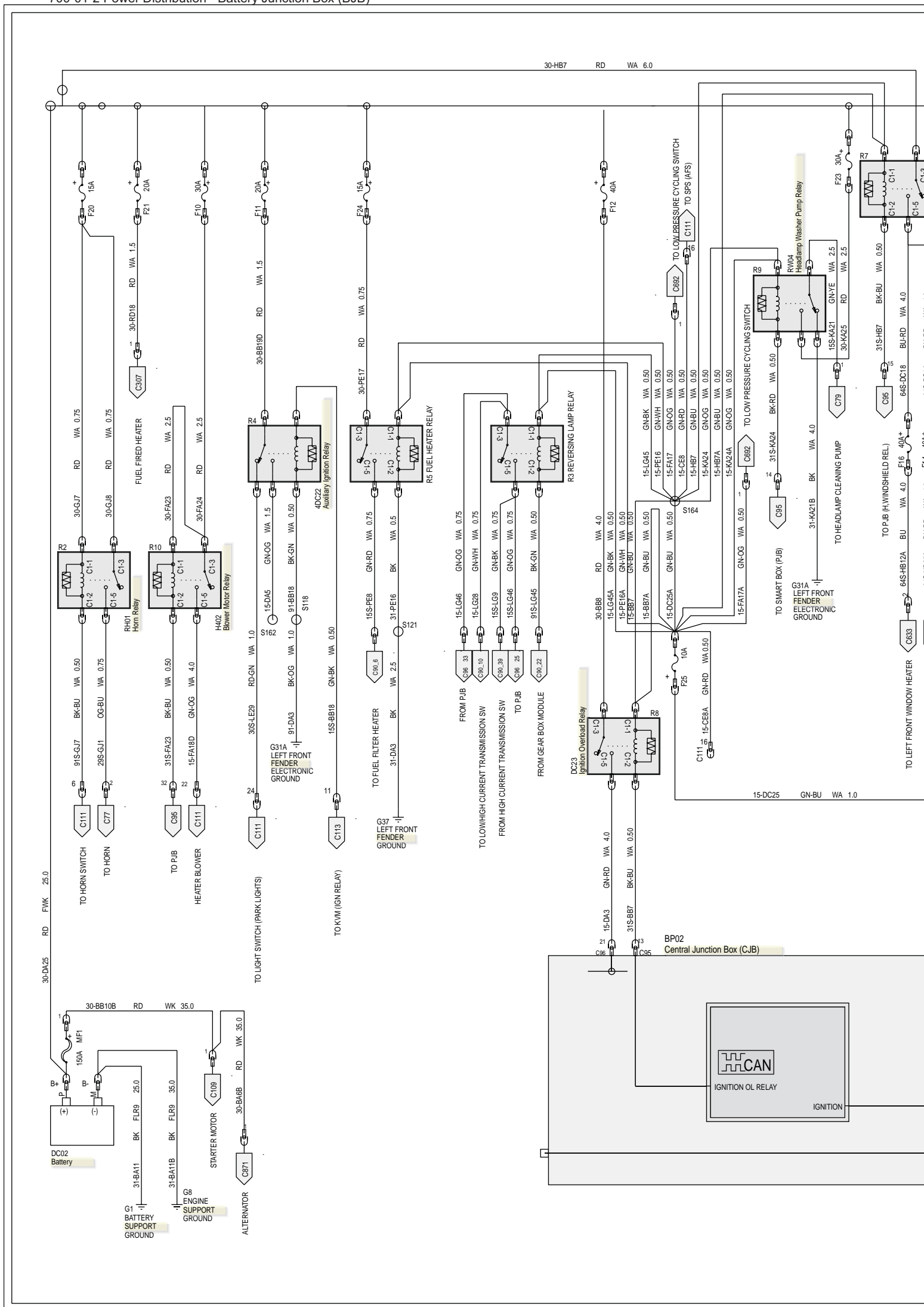
PAGE

ELECTRICAL SCHEMATICS

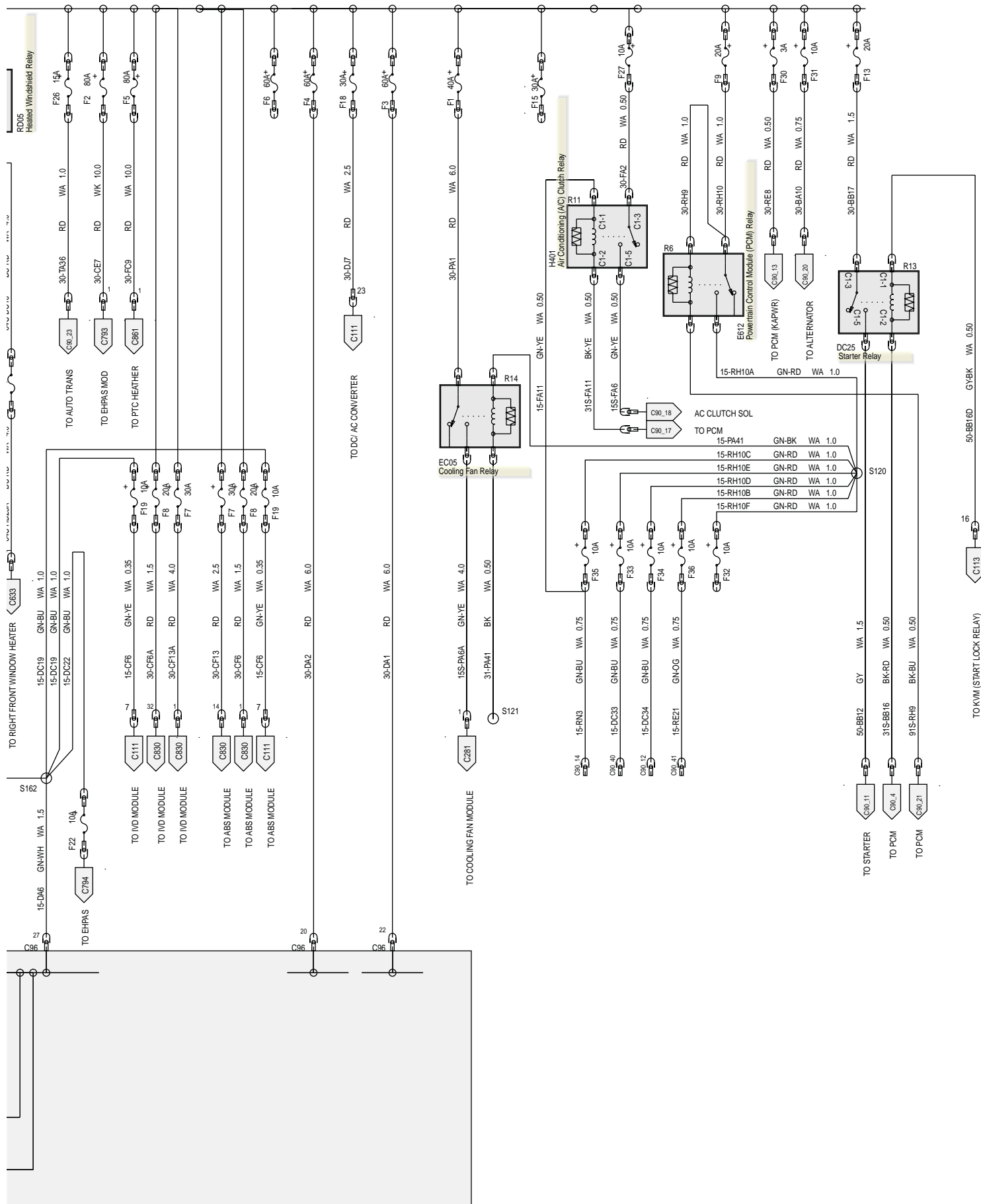
Power Distribution - Battery Junction Box (BJB).....	700-01-2
Power Distribution - Central Junction Box (CJB).....	700-01-4



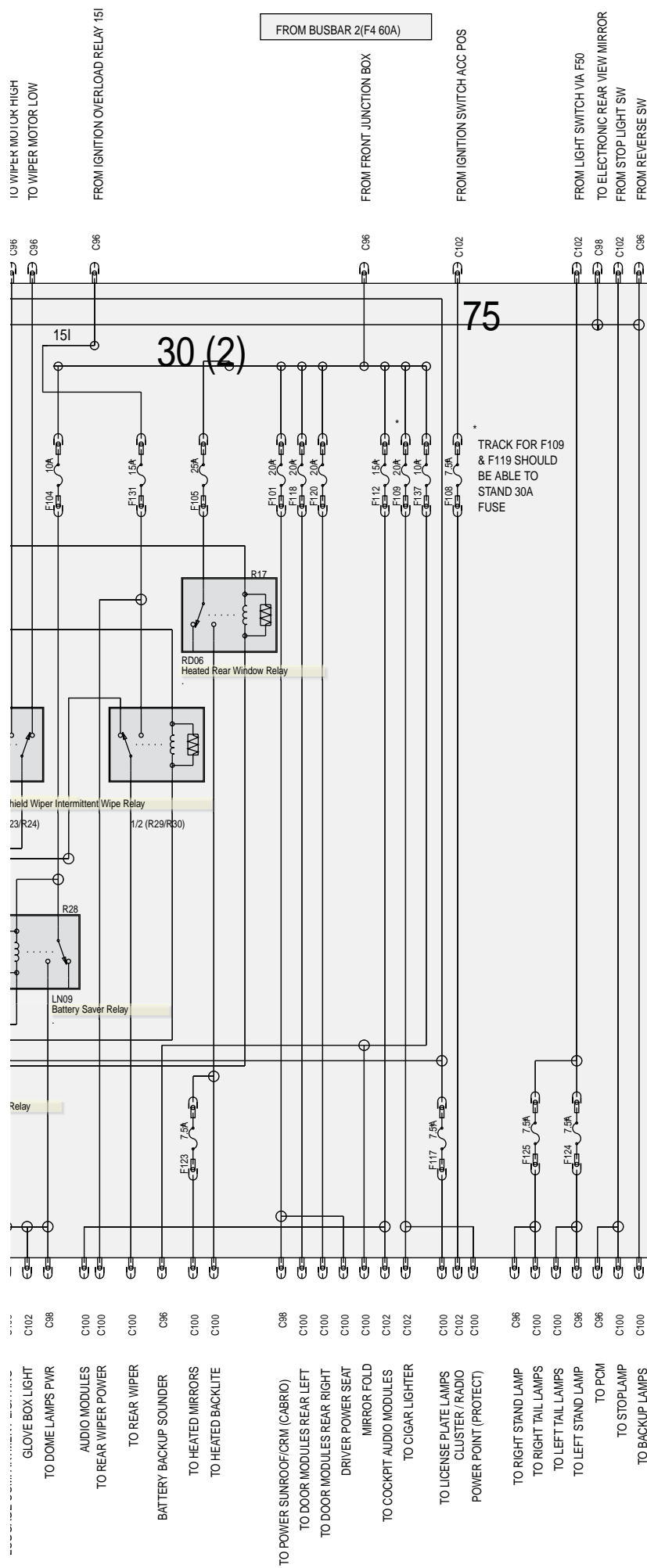
700-01-2 Power Distribution - Battery Junction Box (BJB)



700-01-3 Power Distribution - Battery Junction Box (BJB)




700-01-5 Power Distribution - Central Junction Box (CJB)

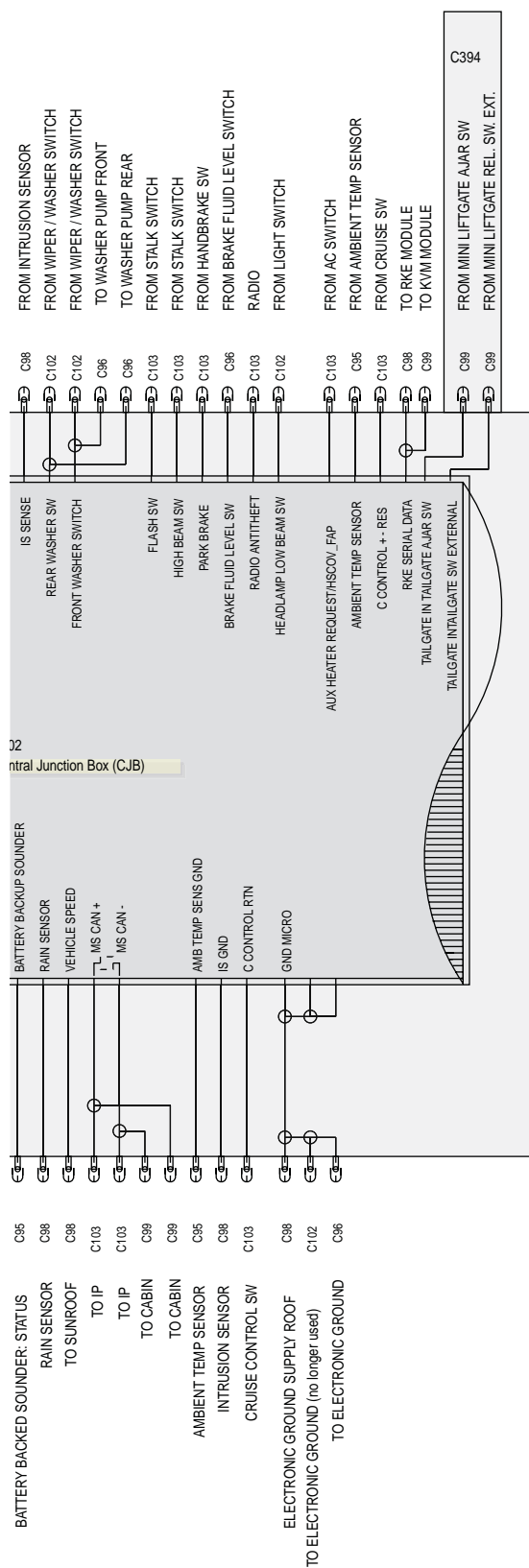


- NOTE 1: R29 /R30 IS A DOUBLE RELAY
1/2 OF R29 /R30 WILL BE USED FOR CENTRAL LOCK
1/2 OF R29 /R30 WILL BE USED FOR REAR WIPER
- NOTE 2: R26 /R27 IS A DOUBLE RELAY
1/2 OF R26 /R27 WILL BE USED FOR CENTRAL UNLOCK
1/2 OF R26 /R27 WILL BE USED FOR DEAD LOCK
- NOTE 3: R23 /R24 IS A DOUBLE RELAY
1/2 OF R23 /R24 WILL BE USED FOR FRONT WIPER LOW SPEED
1/2 OF R23 /R24 WILL BE USED FOR FRONT WIPER HIGH SPEED
- NOTE 4: R25 IS A DOUBLE RELAY
1/2 OF R25 WILL BE USED FOR DD & FF UNLOCK
1/2 OF R25 IS NOT USED (SPARE)

700-01-6 Power Distribution - Central Junction Box (CJB)



700-01-7 Power Distribution - Central Junction Box (CJB)



NOTE: MINI LIFTGATE FEATURE WILL BE ADDED FOR C394 BOXES ONLY

NOTES

- 1 WHERE PINS, FUSES AND RELAYS ARE SHOWN AS SPARE OR PROTECTED THESE NEED TO BE POPULATED DURING PROTOTYPE PHASE AND REMOVED FOR PRODUCTION - THE TRACKS IN THE PCB WILL REMAIN FOR FUTURE USE
- 2 SPARE CAPACITY SHOULD NOT BE TAKEN INTO ACCOUNT FOR COSTING
- 3 THE PJB NEEDS TO BE TESTED WITH MAXIMUM FUNCTIONALITY

THE DOTTED INPUTS / OUTPUTS ARE POPULATED DURING DEVELOPMENT PHASE AND MUST BE DEPOPULATED FOR J#1

CONNECTOR DETAILS

FRONT - 2	C95	32 WAY	3M5T-14489-AR*	GREEN
FRONT - 1	C96	41 WAY	3M5T-14489-ZR*	GREEN
ROOF - 1	C98	14 WAY	98AG-14489-TM*	BLACK
FLOOR - 2	C99	32 WAY	3M5T-14489-BP*	BROWN
FLOOR - 1	C100	46 WAY	3M5T-14489-ZV*	BROWN
COCKPIT - 1	C102	46 WAY	3M5T-14489-ZX*	BLUE
COCKPIT - 2	C103	32 WAY	3M5T-14489-AP*	BLUE
BOX NUMBER		LOW	3M5T-14A073-B*	WHITE

ARENT DEVICE



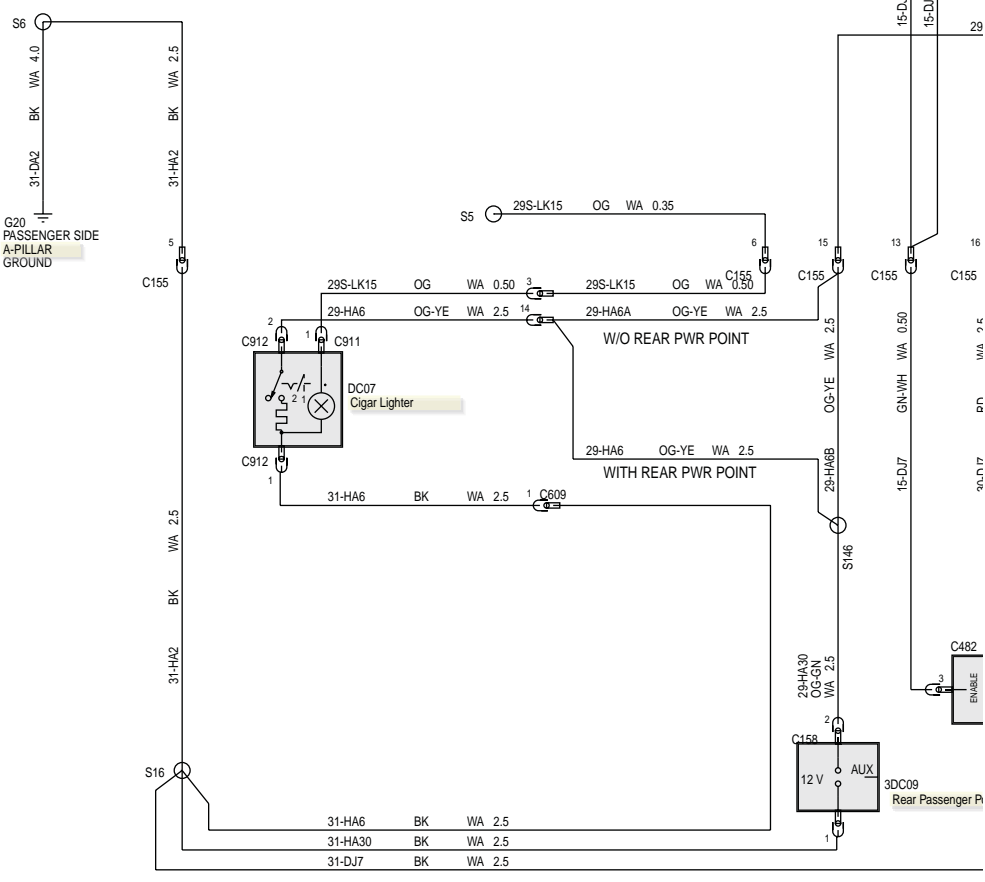
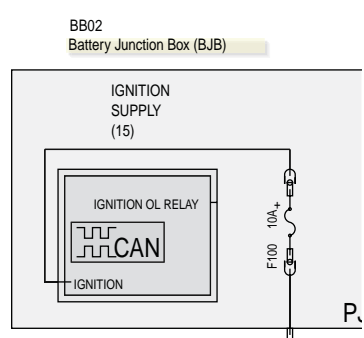
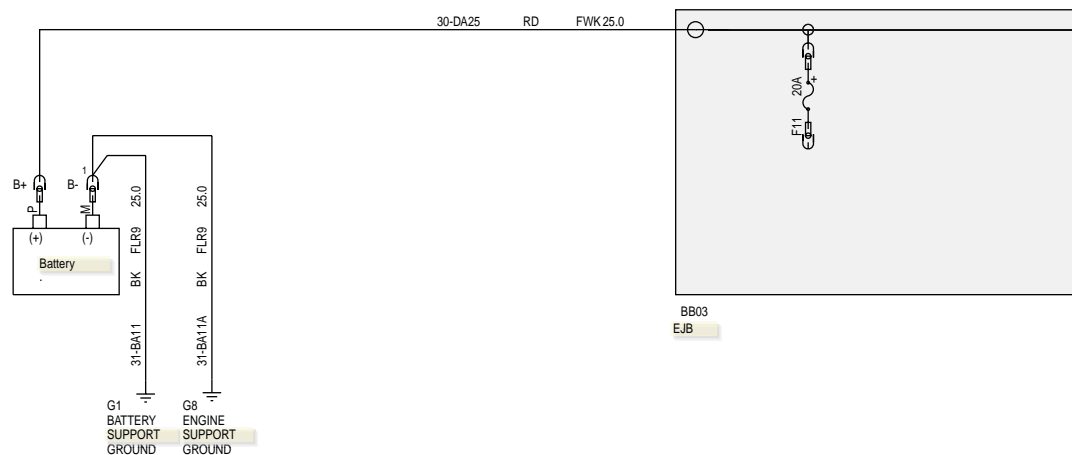
SECTION 700-02 Power Distribution

VEHICLE APPLICATION: 2011.0 Kuga

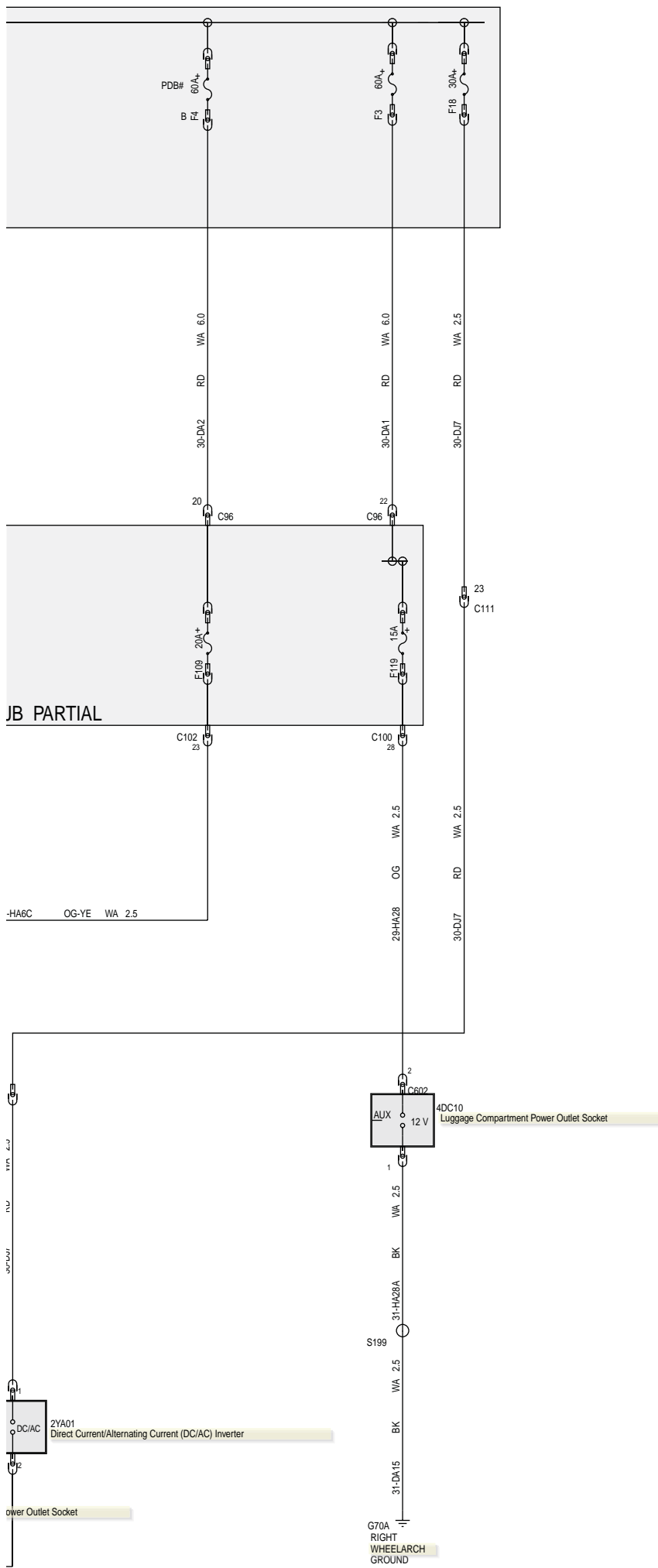
CONTENTS	PAGE
ELECTRICAL SCHEMATICS	
Cigar Lighter and Power Points.....	700-02-2



700-02-2 Cigar Lighter and Power Points



700-02-3 Cigar Lighter and Power Points

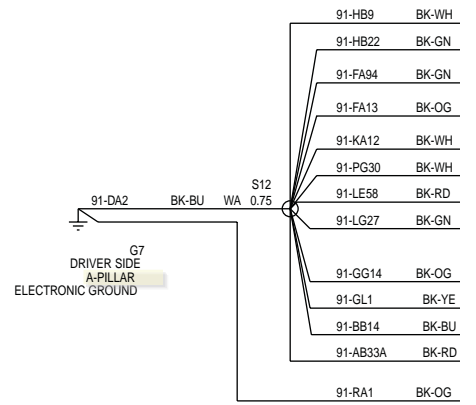


SECTION 700-03 Grounding Strategy

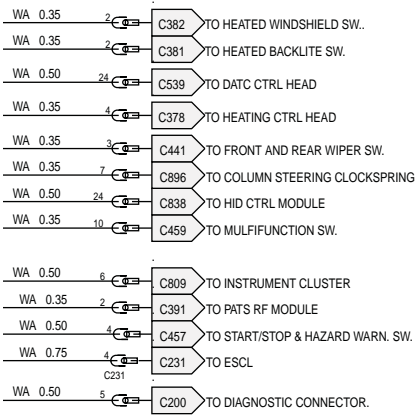
VEHICLE APPLICATION: 2011.0 Kuga

CONTENTS	PAGE
ELECTRICAL SCHEMATICS	
A-Pillar LH Ground Point.....	700-03-2
A-Pillar RH Ground Point.....	700-03-4
Battery Ground Point.....	700-03-6
D-Pillar LH Ground Point — LHD 4WD/LHD FWD.....	700-03-8
D-Pillar LH Ground Point — RHD 4WD/RHD FWD.....	700-03-10
D-Pillar RH Ground Point — LHD 4WD/LHD FWD.....	700-03-12
D-Pillar RH Ground Point — RHD 4WD/RHD FWD.....	700-03-14
Engine Compartment Ground Point LH.....	700-03-16
Engine Compartment Ground Point RH.....	700-03-18
In-Vehicle Crossbeam Center Ground Point.....	700-03-20
In-Vehicle Crossbeam Ground Point LH — LHD 4WD/LHD FWD.....	700-03-22
In-Vehicle Crossbeam Ground Point LH — RHD 4WD/RHD FWD.....	700-03-24
In-Vehicle Crossbeam Ground Point RH — LHD 4WD/LHD FWD.....	700-03-26
In-Vehicle Crossbeam Ground Point RH — RHD 4WD/RHD FWD.....	700-03-28

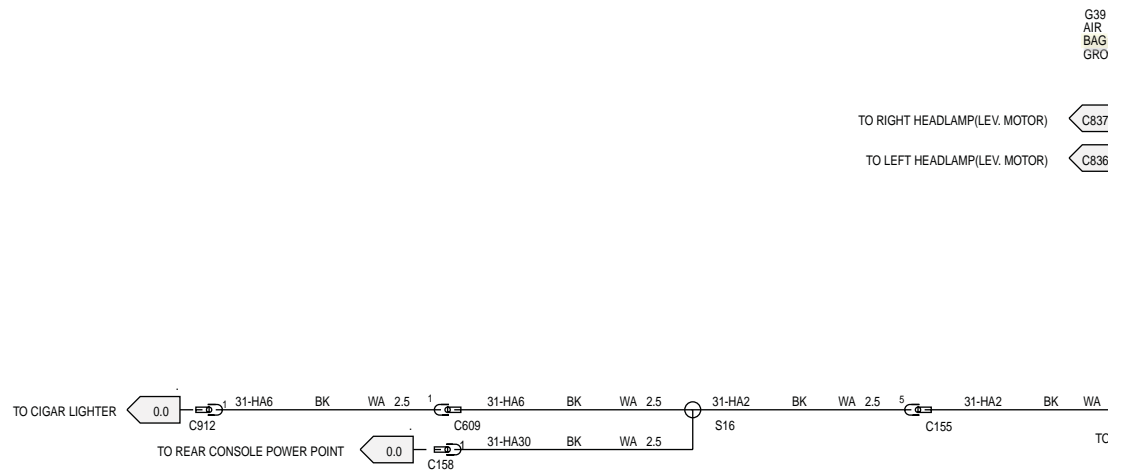
700-03-2 A-Pillar LH Ground Point



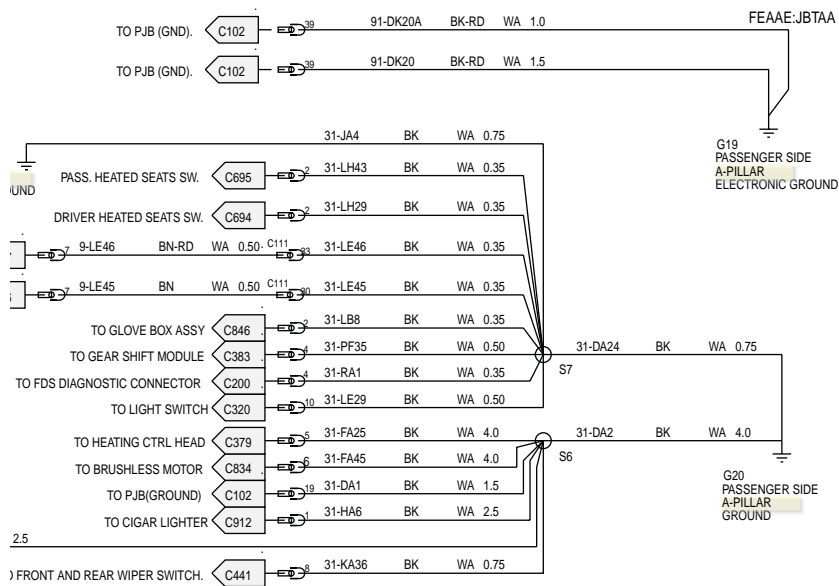
700-03-3 A-Pillar LH Ground Point




700-03-4 A-Pillar RH Ground Point



700-03-5 A-Pillar RH Ground Point




700-03-6 Battery Ground Point

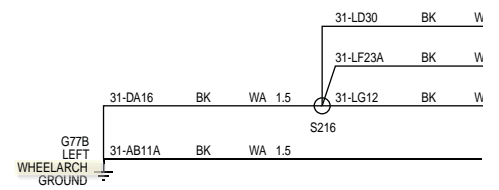
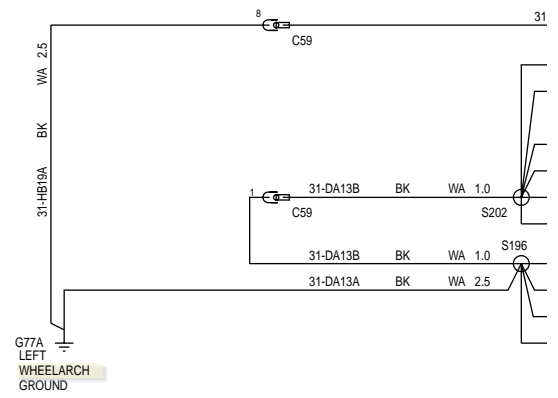




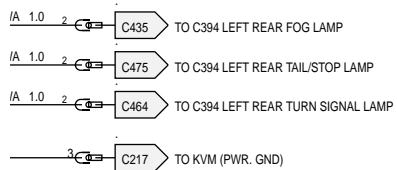
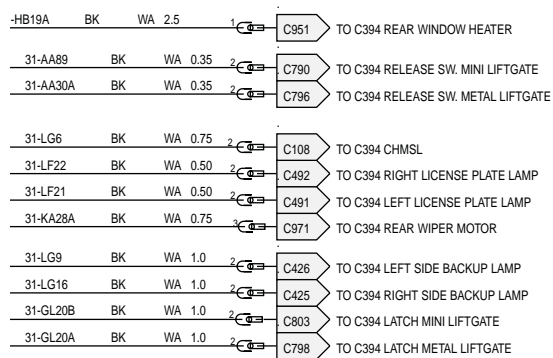
700-03-7 Battery Ground Point



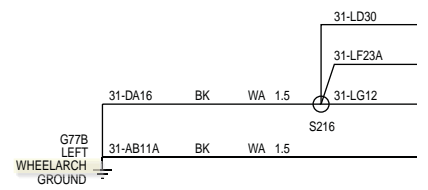
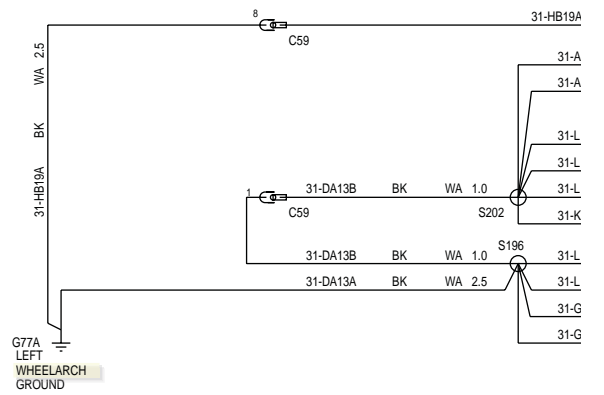
700-03-8 D-Pillar LH Ground Point—LHD 4WD/LHD FWD



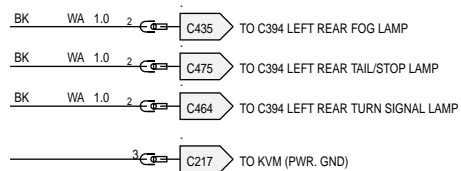
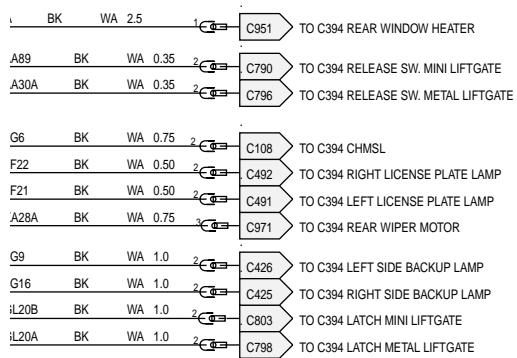
700-03-9 D-Pillar LH Ground Point—LHD 4WD/LHD FWD



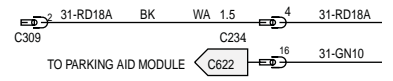
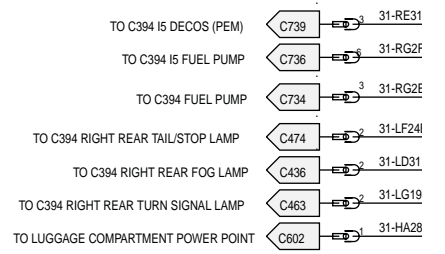
700-03-10 D-Pillar LH Ground Point—RHD 4WD/RHD FWD



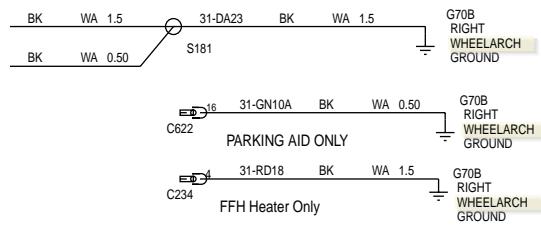
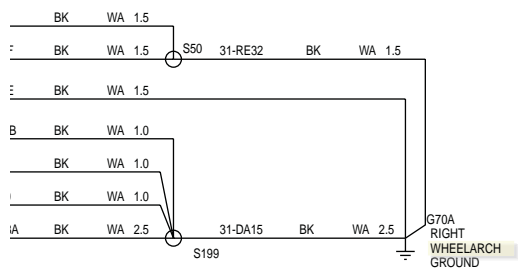
700-03-11 D-Pillar LH Ground Point—RHD 4WD/RHD FWD




700-03-12 D-Pillar RH Ground Point—LHD 4WD/LHD FWD



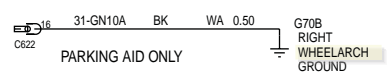
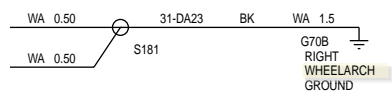
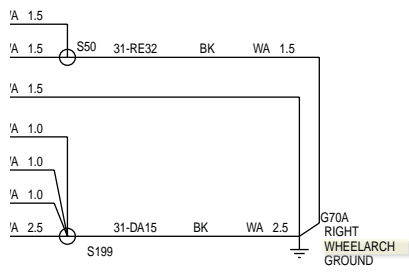
700-03-13 D-Pillar RH Ground Point—LHD 4WD/LHD FWD



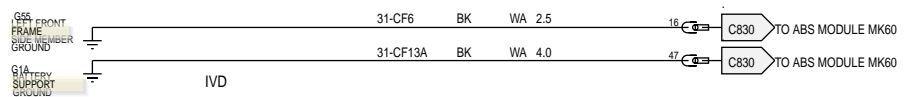
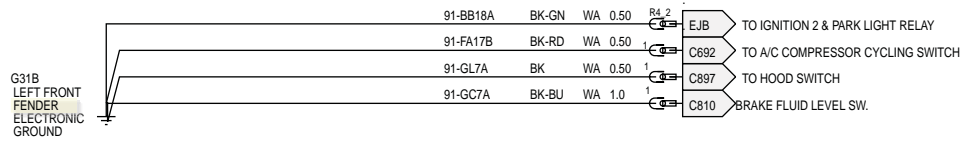
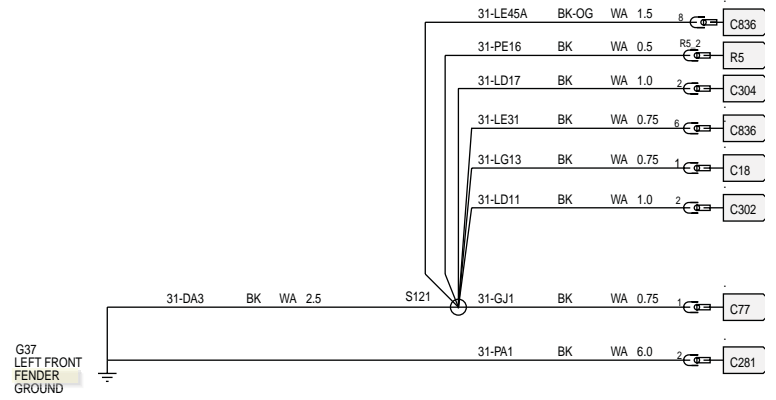
700-03-14 D-Pillar RH Ground Point—RHD 4WD/RHD FWD



700-03-15 D-Pillar RH Ground Point—RHD 4WD/RHD FWD



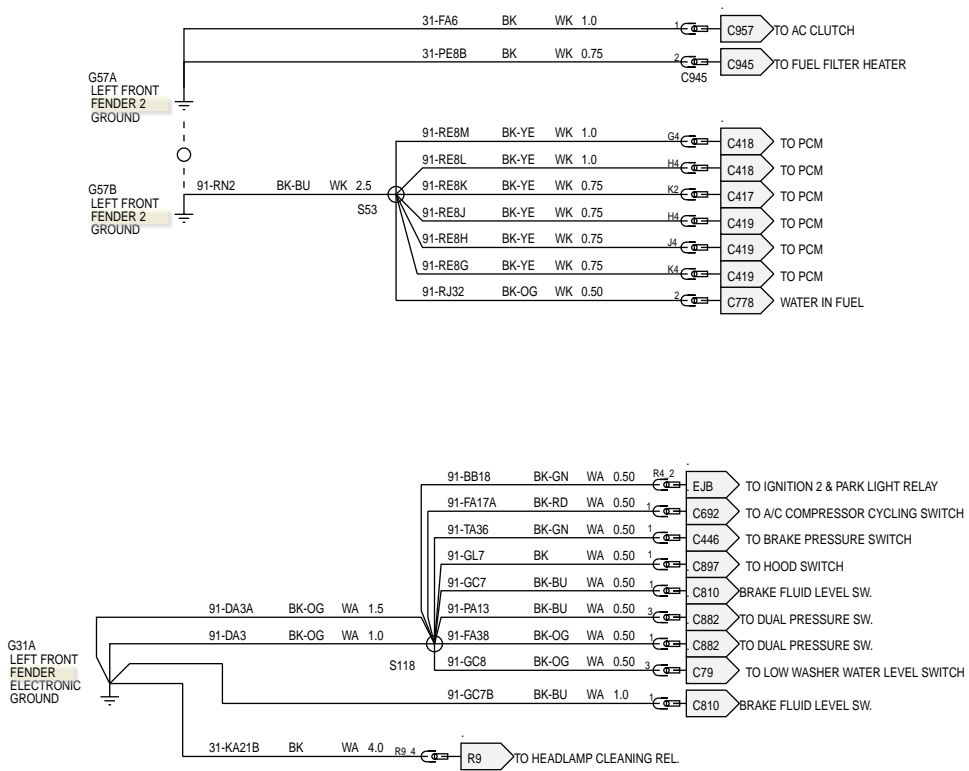
700-03-16 Engine Compartment Ground Point LH



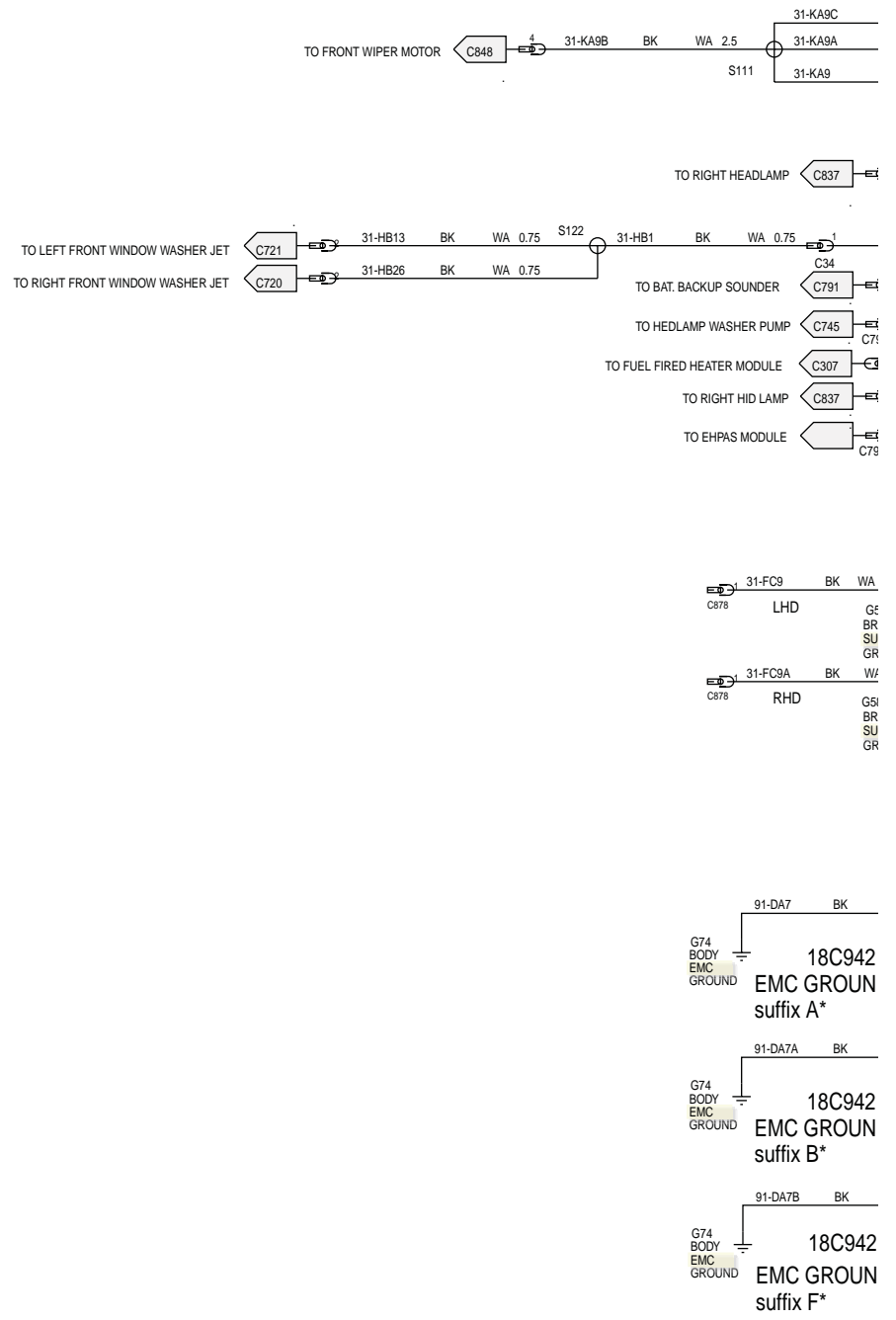
700-03-17 Engine Compartment Ground Point LH

- > TO LEFT HID LAMP
- > TO DIESEL FUEL HEATER RELAY
- > TO RIGHT FRONT FOG LAMP
- > TO LEFT HEADLAMP
- > TO LEFT SIDE TURN SIGNAL LAMP (C214 ONLY)
- > TO LEFT FRONT FOG LAMP

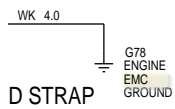
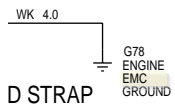
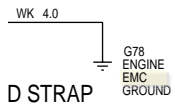
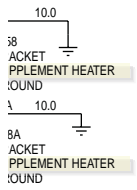
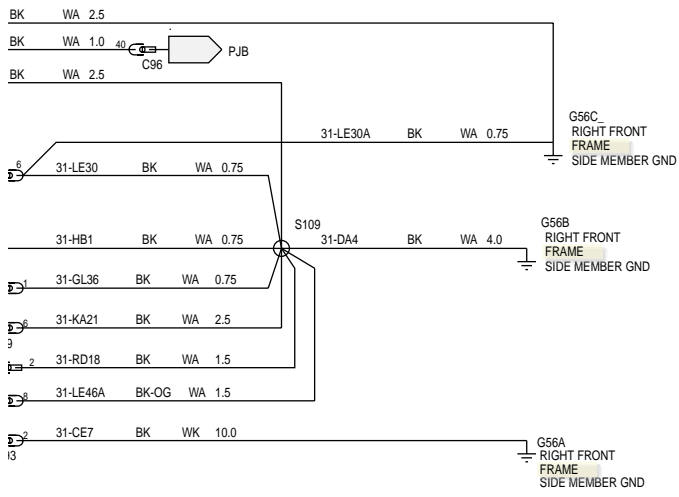
- > TO HORN
- > TO COOLING FAN MODULE



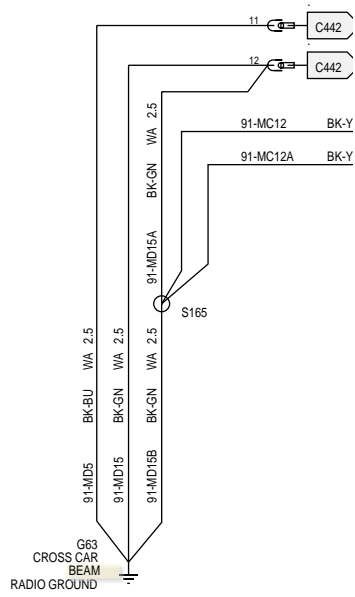
700-03-18 Engine Compartment Ground Point RH



700-03-19 Engine Compartment Ground Point RH

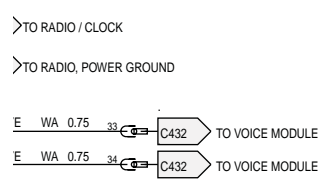


700-03-20 In-Vehicle Crossbeam Center Ground Point

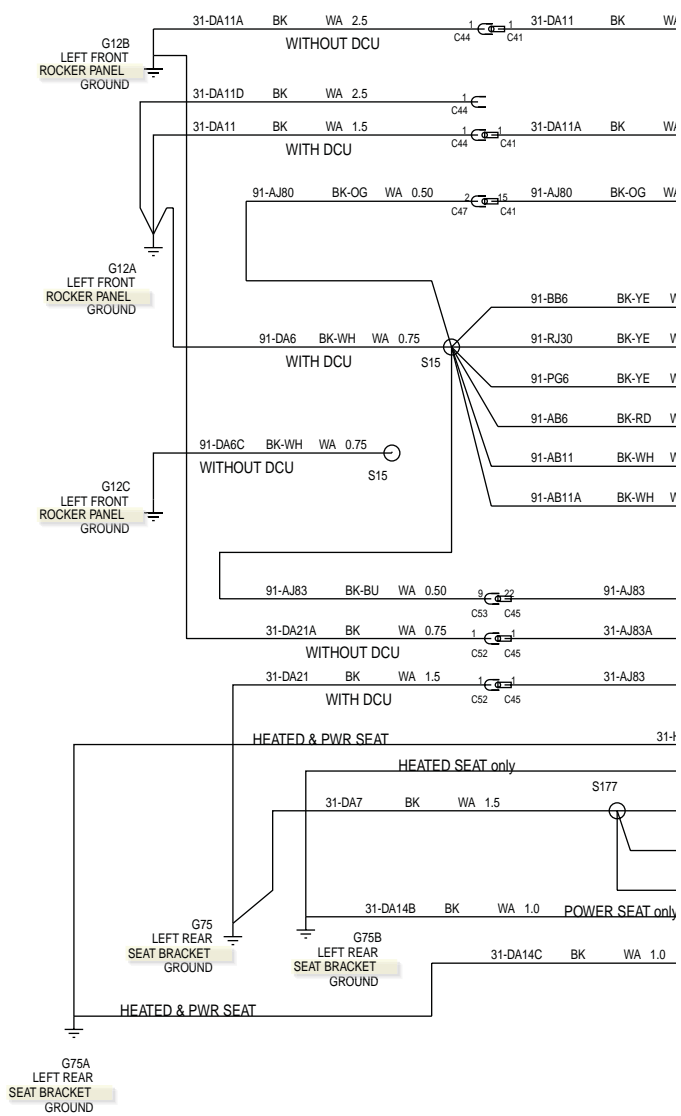




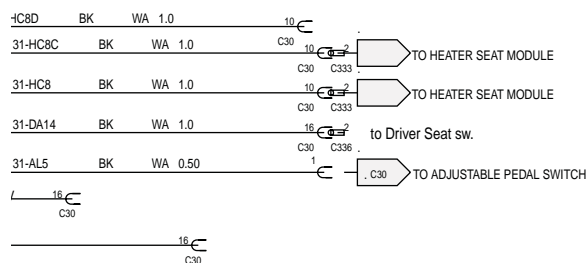
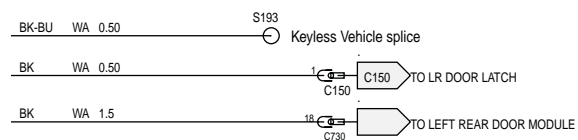
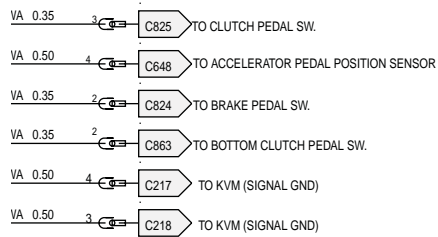
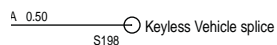
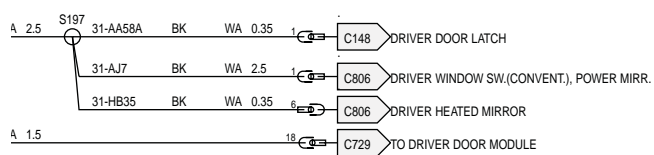
700-03-21 In-Vehicle Crossbeam Center Ground Point



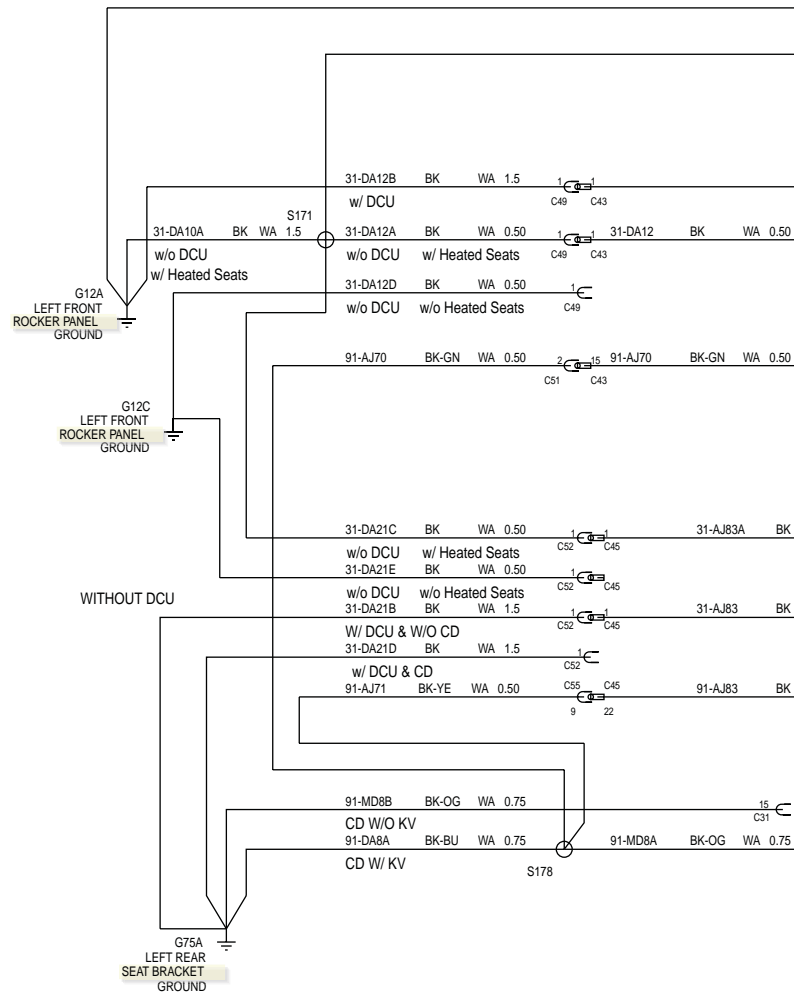
700-03-22 In-Vehicle Crossbeam Ground Point LH—LHD 4WD/LHD FWD



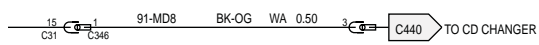
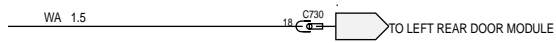
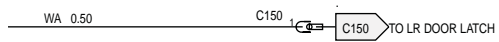
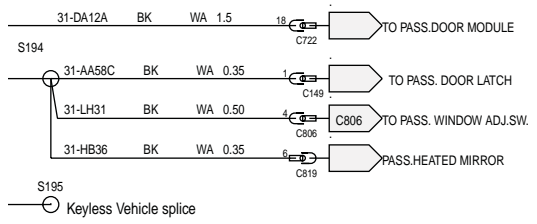
700-03-23 In-Vehicle Crossbeam Ground Point LH—LHD 4WD/LHD FWD




700-03-24 In-Vehicle Crossbeam Ground Point LH—RHD 4WD/RHD FWD



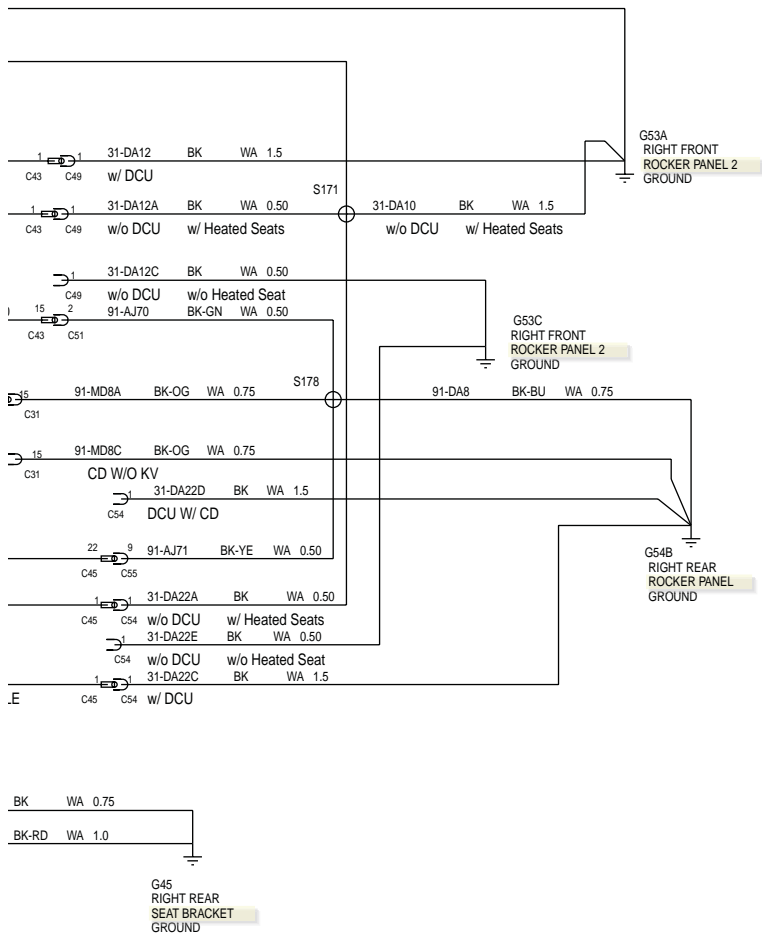
700-03-25 In-Vehicle Crossbeam Ground Point LH—RHD 4WD/RHD FWD



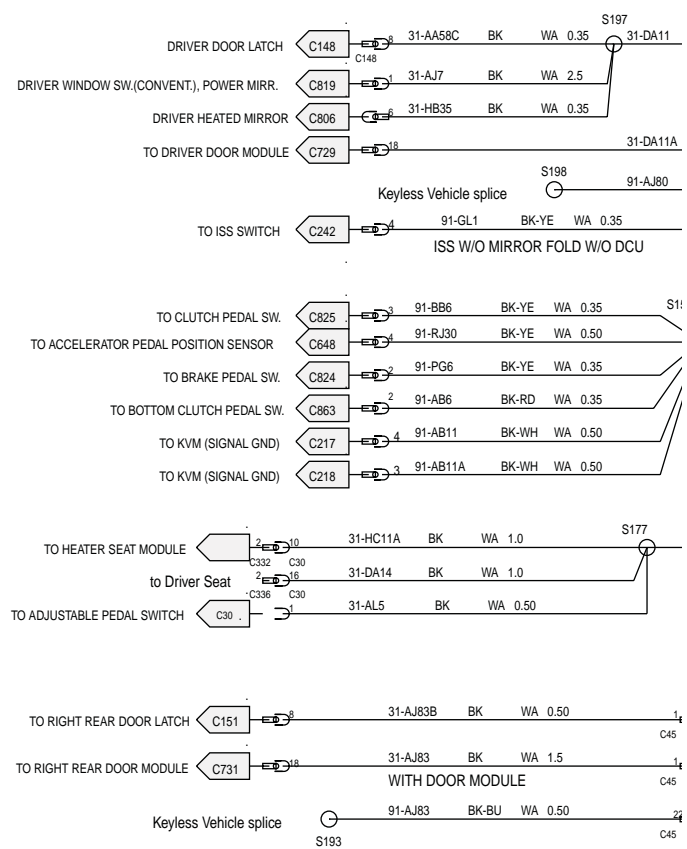
700-03-26 In-Vehicle Crossbeam Ground Point RH—LHD 4WD/LHD FWD



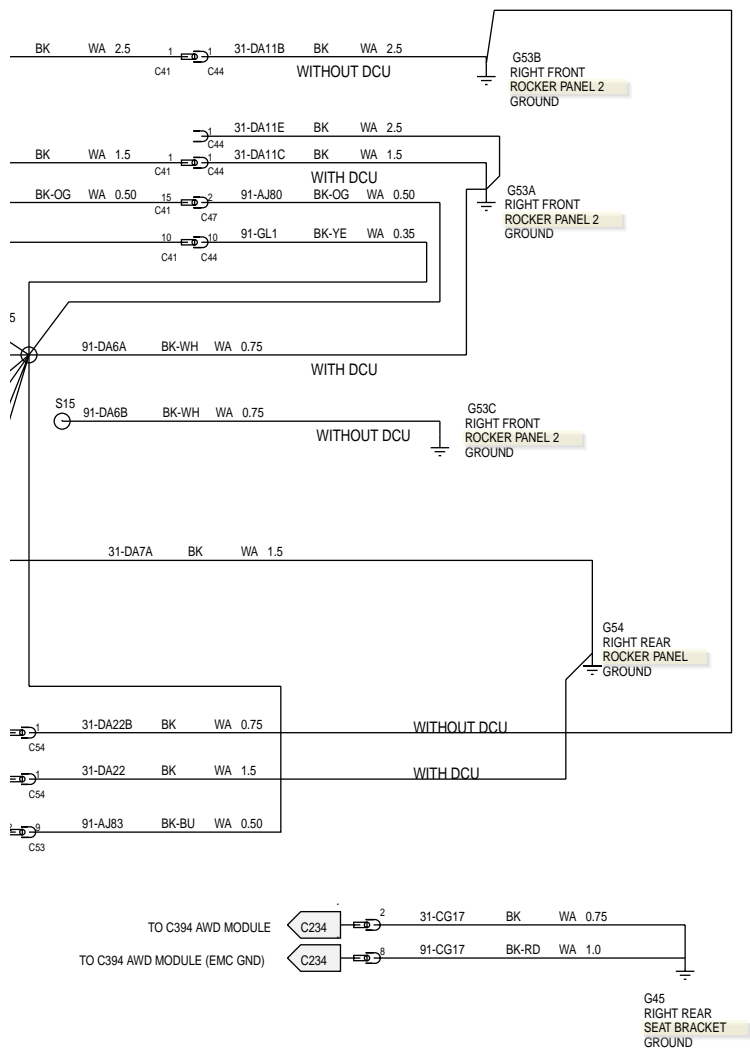
700-03-27 In-Vehicle Crossbeam Ground Point RH—LHD 4WD/LHD FWD



700-03-28 In-Vehicle Crossbeam Ground Point RH—RHD 4WD/RHD FWD



700-03-29 In-Vehicle Crossbeam Ground Point RH—RHD 4WD/RHD FWD



SECTION 700-04 Electrical Connectors

VEHICLE APPLICATION: 2011.0 Kuga

CONTENTS

PAGE

PAGE 1 OF 2

ELECTRICAL CONNECTORS

In-Line Connector 11.....	700-04-3
In-Line Connector 11.....	700-04-3
In-Line Connector 11.....	700-04-3
In-Line Connector 11.....	700-04-4
In-Line Connector 11.....	700-04-4
In-Line Connector 11 — X.....	700-04-4
In-Line Connector 11 — Y.....	700-04-4
In-Line Connector 30.....	700-04-5
In-Line Connector 31.....	700-04-6
In-Line Connector 32.....	700-04-7
In-Line Connector 33.....	700-04-7
In-Line Connector 34.....	700-04-7
In-Line Connector 41.....	700-04-8
In-Line Connector 43.....	700-04-8
In-Line Connector 44.....	700-04-9
In-Line Connector 45.....	700-04-9
In-Line Connector 47.....	700-04-10
In-Line Connector 49.....	700-04-10
In-Line Connector 51.....	700-04-11
In-Line Connector 52.....	700-04-11
In-Line Connector 53.....	700-04-11
In-Line Connector 54.....	700-04-12
In-Line Connector 55.....	700-04-12
In-Line Connector 57.....	700-04-12
In-Line Connector 58.....	700-04-13
In-Line Connector 64.....	700-04-15
In-Line Connector 77.....	700-04-15
In-Line Connector 79.....	700-04-16
In-Line Connector 90.....	700-04-16
In-Line Connector 91.....	700-04-17
In-Line Connector 98.....	700-04-17
In-Line Connector 95.....	700-04-17
In-Line Connector 96.....	700-04-18
In-Line Connector 99.....	700-04-19
In-Line Connector 111.....	700-04-20
In-Line Connector 112.....	700-04-22
In-Line Connector 113.....	700-04-24
In-Line Connector 114.....	700-04-25
In-Line Connector 115.....	700-04-25
In-Line Connector 117.....	700-04-25
In-Line Connector 118.....	700-04-26
In-Line Connector 234.....	700-04-28

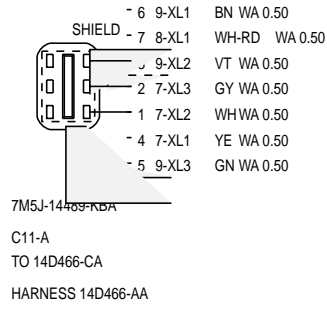
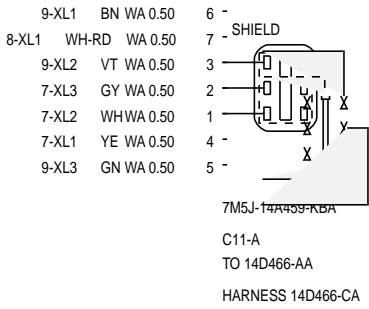


PAGE 2 OF 2

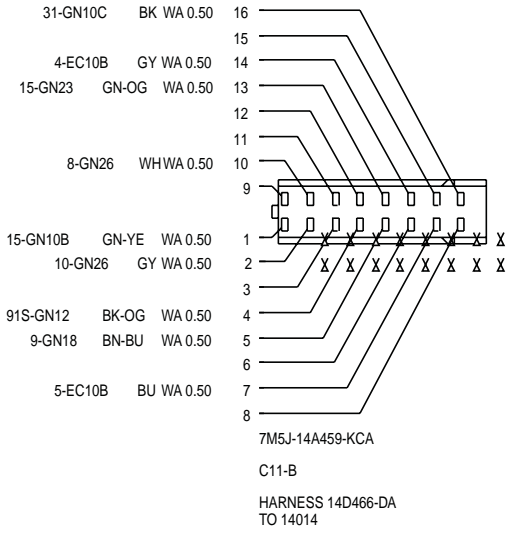
In-Line Connector 235.....	700-04-29
In-Line Connector 309.....	700-04-30
In-Line Connector 336.....	700-04-32
In-Line Connector 340.....	700-04-32
In-Line Connector 346.....	700-04-33
In-Line Connector 348.....	700-04-33
In-Line Connector 608.....	700-04-33
In-Line Connector 609.....	700-04-34
In-Line Connector 625.....	700-04-36
In-Line Connector 649.....	700-04-36
In-Line Connector 778.....	700-04-36
In-Line Connector 829.....	700-04-36



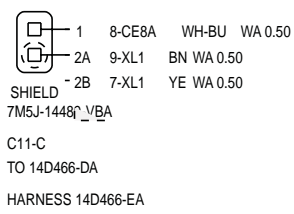
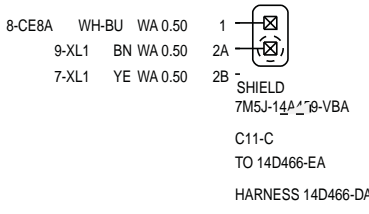
In-Line Connector 11 (G1234831)



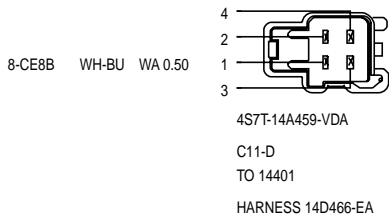
In-Line Connector 11 (G1234832)



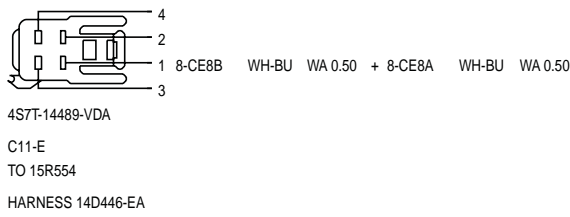
In-Line Connector 11 (G1234833)



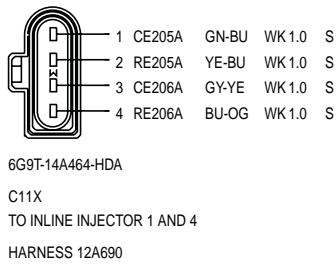
In-Line Connector 11 (G1234834)



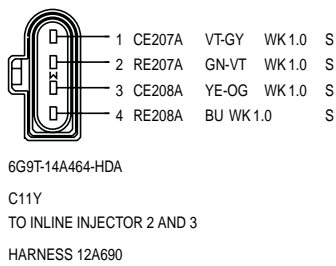
In-Line Connector 11 (G1234835)



In-Line Connector 11—X (G1337148)

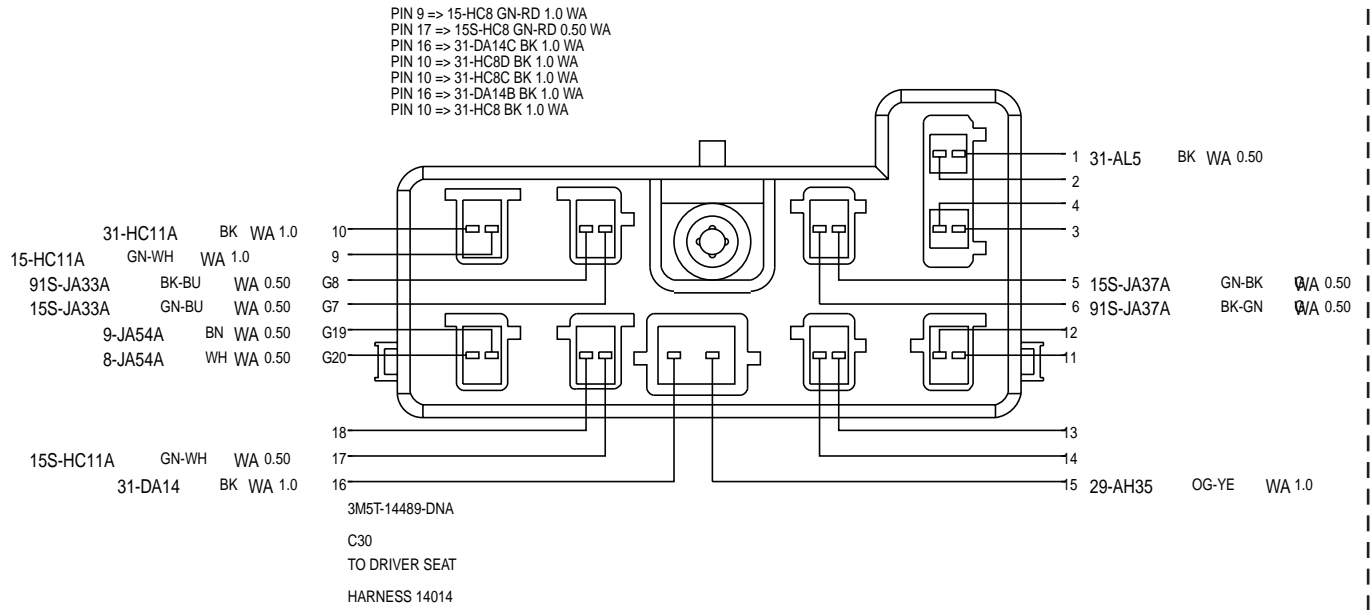
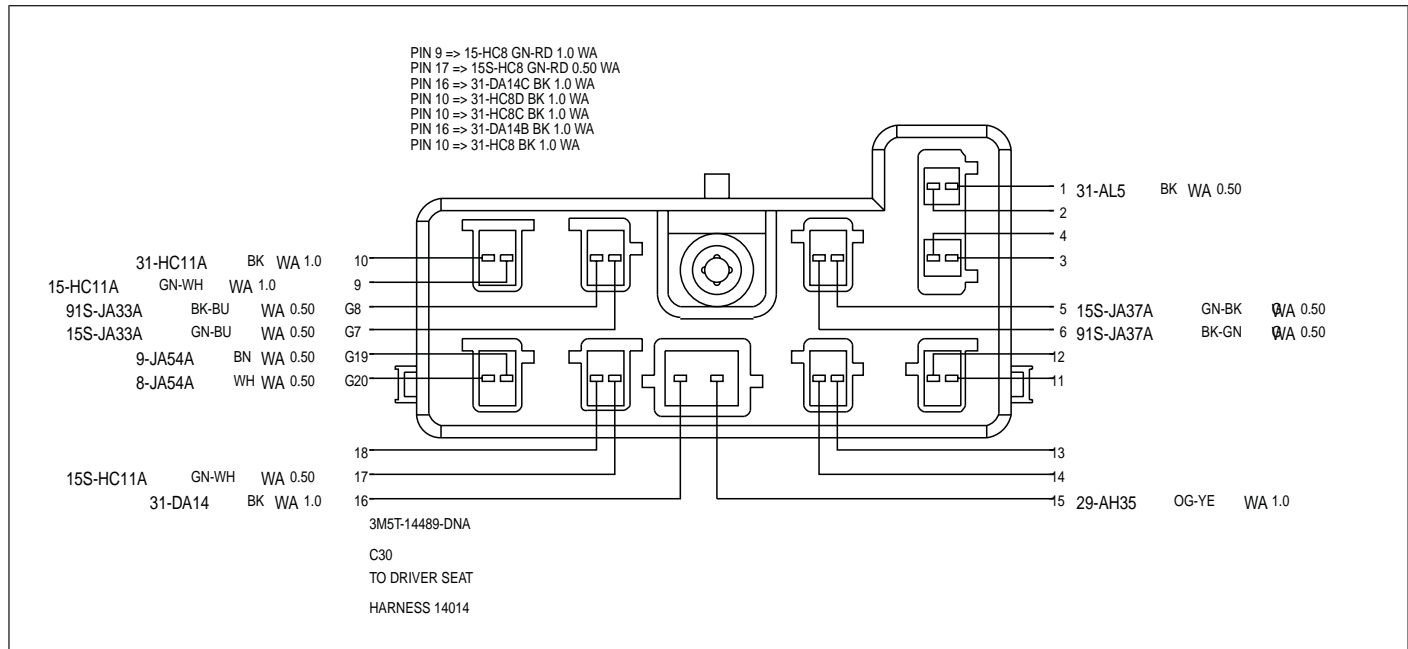


In-Line Connector 11—Y (G1337149)



In-Line Connector 30 (G1235634)

Thumbnail



Part 1 of 2

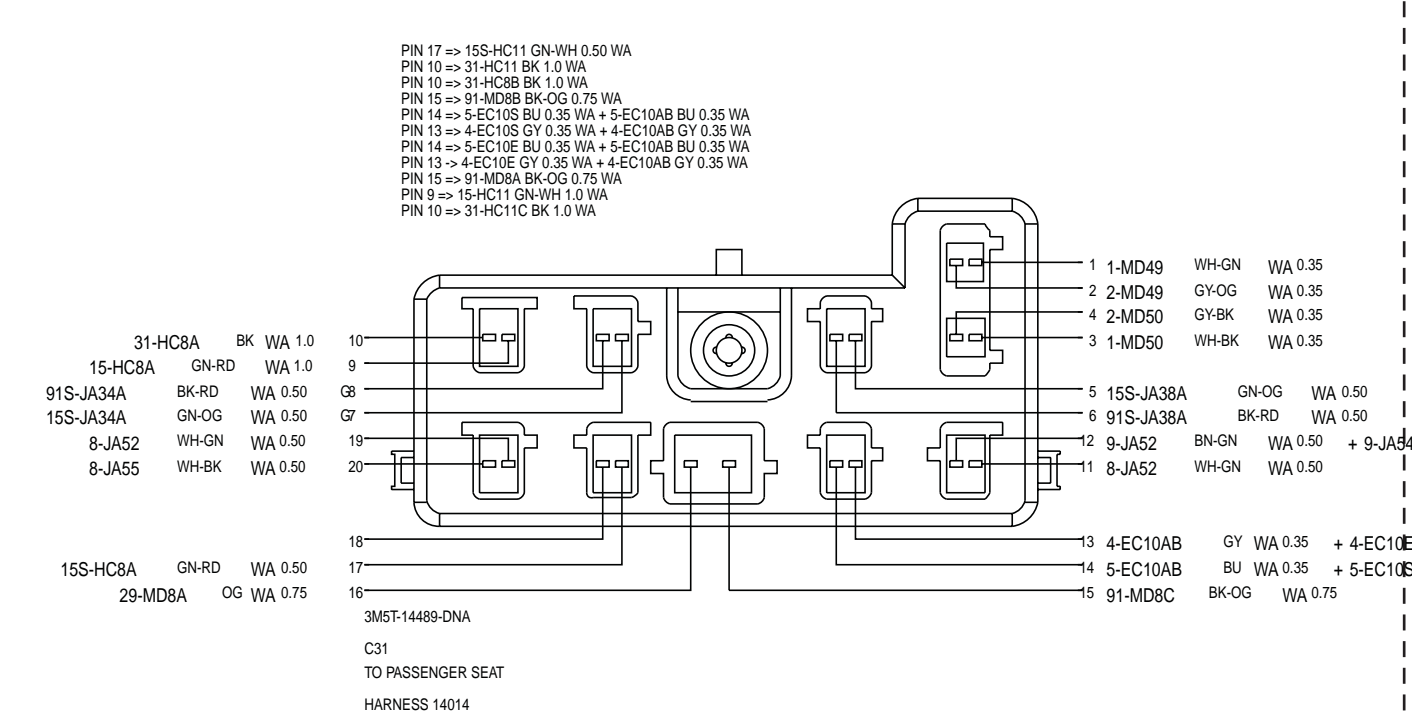
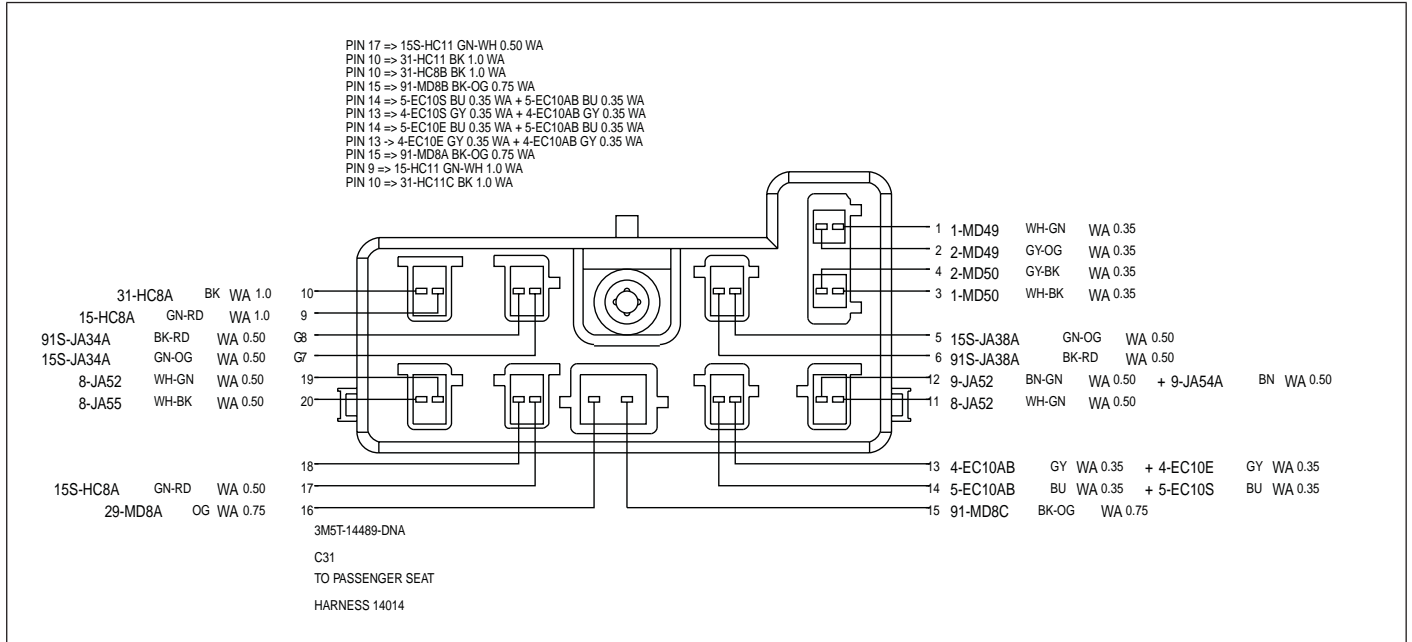
WA 0.50
WA 0.50


WA 1.0

Part 2 of 2

In-Line Connector 31 (G1234840)

Thumbnail

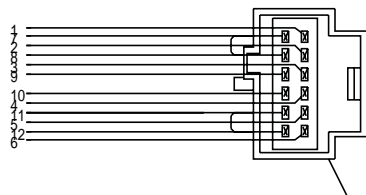




Part 2 of 2

In-Line Connector 32 (G1234841)

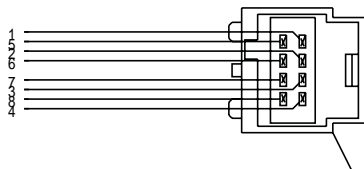
3-MD27AU	BK	DR	0.35
3-MD27H	BK	DR	0.35
3-MD27D	BK	DR	0.35
3-MD27MP	BK	DR	0.35
8-MD27AU	WH-VT	WA	0.35
8-MD27MP	WH-VT	WA	0.35
8-MD27D	WH-VT	WA	0.35
8-MD27C	WH-VT	WA	0.35
3-MD27C	BK	DR	0.35
3-MD27G	BK	DR	0.35
10-MD27AU	GY-WH	WA	0.35
10-MD27C	GY-WH	WA	0.35
10-MD27MP	GY-WH	WA	0.35
10-MD27D	GY-WH	WA	0.35



5C3T-14A624-AAA
C32
TO 19A442
HARNESS 14401

In-Line Connector 33 (G1234842)

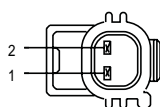
8-MC8A	WH-RD	WA	0.50
3-MC8	BK	DR	0.50
3-MC8A	BK	DR	0.50
8-MC8	WH-RD	WA	0.50
8-MC8B	WH-RD	WA	0.50
3-MC8C	BK	DR	0.50
3-MC8B	BK	DR	0.50
8-MC8C	WH-RD	WA	0.50



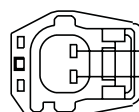
2L1T-14A624-SA
C33
TO 19A456
HARNESS 14401

In-Line Connector 34 (G1234843)

15-HB1	GN-BU	WA	0.75
31-HB1	BK	WA	0.75



97BG-14A624-YBB
C34
TO 14K733
HARNESS 14297

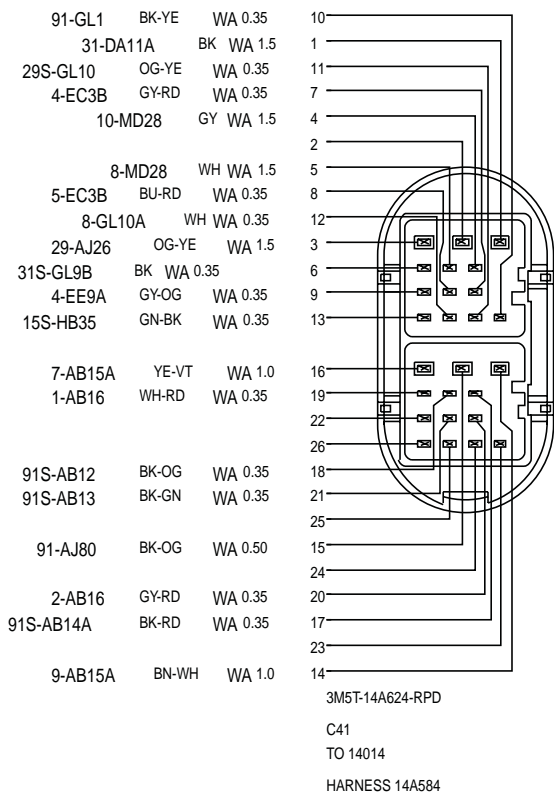


2	15-HB1	GN-BU	WA	0.75
1	31-HB1	BK	WA	0.75

XW4T-14A464-AHB
C34
TO 14297
HARNESS 14K733

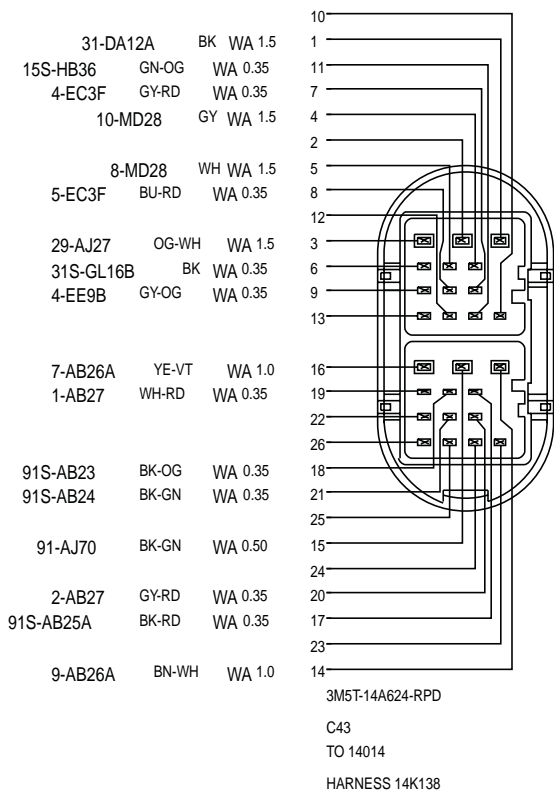
In-Line Connector 41 (G1235640)

PIN 16 => 7-AB15 YE-VT 1.0 WA
 PIN 14 => 9-AB15 BN-WH 1.0 WA
 PIN 17 => 91S-AB14 BK-RD 0.35 WA
 PIN 12 => 8-GL10B WH 0.35 WA
 PIN 6 => 31S-GL9A BK-YE 0.35 WA
 PIN 9 => 49S-LG13A BU-RD 0.75 WA
 PIN 1 => 31-DA11 BK 2.5 WA



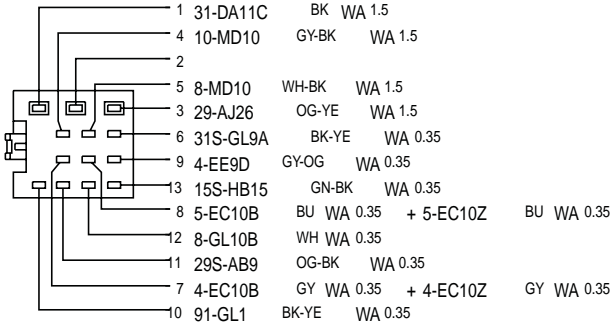
In-Line Connector 43 (G1234845)

PIN 16 => 7-AB26 YE-VT 1.0 WA
 PIN 14 => 9-AB26 BN-WH 1.0 WA
 PIN 17 => 91S-AB25 BK-RD 0.35 WA
 PIN 6 => 31S-GL16A BK-BU 0.35 WA
 PIN 9 => 49S-LG20A BU-WH 0.75 WA
 PIN 1 => 31-DA12 BK 0.50 WA



In-Line Connector 44 (G1234875)

- PIN 1 => 31-DA11D BK 2.5 WA
- PIN 1 => 31-DA11A BK 2.5 WA
- PIN 1 => 31-DA11 BK 1.5 WA
- PIN 1 => 31-DA11E BK 2.5 WA
- PIN 1 => 31-DA11B BK 2.5 WA
- PIN 7 => 4-EC10Z GY 0.35 WA + 4-EC10Y GY 0.35 WA
- PIN 8 => 5-EC10Z BU 0.35 WA + 5-EC10T BU 0.35 WA
- PIN 7 => 4-EC10Z GY 0.35 WA + 4-EC10T GY 0.35 WA
- PIN 9 => 4-EE9A GY-OG 0.35 WA
- PIN 4 => 10-MD10A GY-BK 1.5 WA
- PIN 5 => 8-MD10A WH-BK 1.5 WA
- PIN 5 => 8-MD10B WH-BK 1.5 WA
- PIN 4 => 10-MD10B GY-BK 1.5 WA
- PIN 8 => 5-EC10Z BU 0.35 WA + 5-EC10AR BU 0.35 WA
- PIN 7 => 4-EC10Z GY 0.35 WA + 4-EC10AR GY 0.35 WA
- PIN 8 => 5-EC10Y BU 0.35 WA + 5-EC10Z BU 0.35 WA
- PIN 7 => 4-EC10Y GY 0.35 WA + 4-EC10Z GY 0.35 WA
- PIN 8 => 5-EC10Z BU 0.35 WA + 5-EC10Y BU 0.35 WA



3M5T-14489-RNA

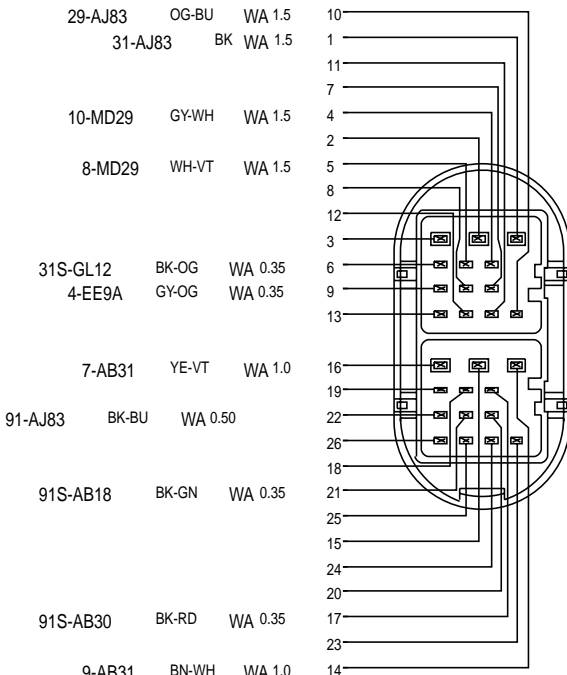
C44

TO 14A584

HARNESS 14014

In-Line Connector 45 (G1235641)

- PIN 16 => 7-AB20 YE-VT 1.0 WA
- PIN 14 => 9-AB20 BN-WH 1.0 WA
- PIN 17 => 91S-AB19 BK-RD 0.35 WA
- PIN 1 => 31-AJ83B BK 0.50 WA
- PIN 1 => 31-AJ83A BK 0.50 WA



3M5T-14A624-RPD

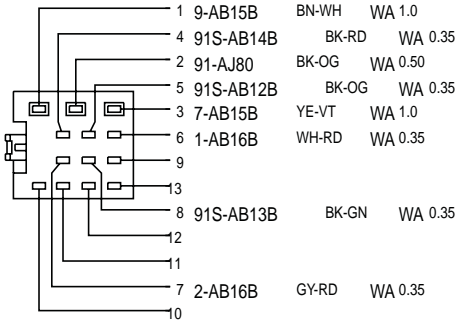
C45

TO 14014

HARNESS 14240

In-Line Connector 47 (G1235642)

PIN 6 => 1-AB16A WH-RD 0.35 WA
 PIN 7 => 2-AB16A GY-RD 0.35 WA
 PIN 8 => 91S-AB13A BK-GN 0.35 WA
 PIN 5 => 91S-AB12A BK-OG 0.35 WA
 PIN 3 => 7-AB15A YE-VT 1.0 WA
 PIN 1 => 9-AB15A BN-WH 1.0 WA
 PIN 4 => 91S-AB14A BK-RD 0.35 WA



3M5T-14489-SNA

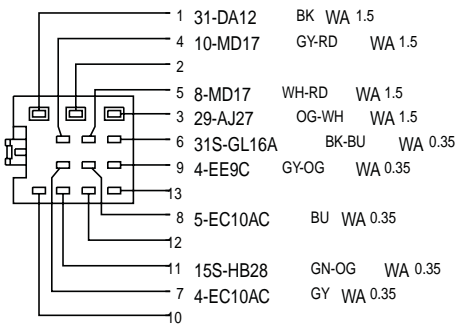
C47

TO 14A584

HARNESS 14014

In-Line Connector 49 (G1235643)

PIN 1 => 31-DA12C BK 0.50 WA
 PIN 1 => 31-DA12D BK 0.50 WA
 PIN 1 => 31-DA12B BK 1.5 WA
 PIN 1 => 31-DA12A BK 0.50 WA
 PIN 8 => 5-EC10D BU 0.35 WA
 PIN 7 => 4-EC10D GY 0.35 WA
 PIN 8 => 5-EC10U BU 0.35 WA + 5-EC10AC BU 0.35 WA
 PIN 7 => 4-EC10U GY 0.35 WA + 4-EC10AC GY 0.35 WA
 PIN 8 => 5-EC10F BU 0.35 WA
 PIN 7 => 4-EC10F GY 0.35 WA
 PIN 8 => 5-EC10U BU 0.35 WA + 5-EC10AB BU 0.35 WA
 PIN 7 => 4-EC10U GY 0.35 WA + 4-EC10AB GY 0.35 WA
 PIN 8 => 5-EC10U BU 0.35 WA + 5-EC10W BU 0.35 WA
 PIN 7 => 4-EC10U GY 0.35 WA + 4-EC10W GY 0.35 WA
 PIN 8 => 5-EC10U BU 0.35 WA + 5-EC10Y BU 0.35 WA
 PIN 7 => 4-EC10U GY 0.35 WA + 4-EC10Y GY 0.35 WA
 PIN 8 => 5-EC10AB BU 0.35 WA + 5-EC10U BU 0.35 WA
 PIN 7 => 4-EC10AB GY 0.35 WA + 4-EC10U GY 0.35 WA
 PIN 9 => 4-EE9B GY-OG 0.35 WA
 PIN 5 => 8-MD17A WH-RD 1.5 WA
 PIN 4 => 10-MD17A GY-RD 1.5 WA



3M5T-14489-RNA

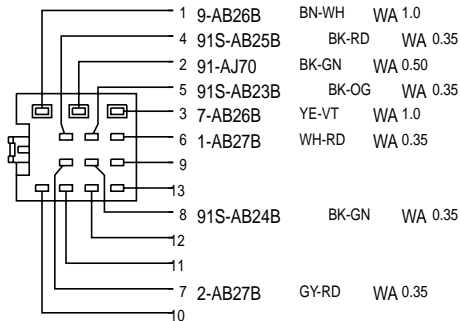
C49

TO 14K138

HARNESS 14014

In-Line Connector 51 (G1234876)

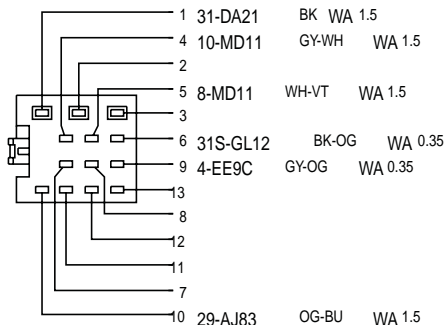
PIN 6 => 1-AB27A WH-RD 0.35 WA
 PIN 7 => 2-AB27A GY-RD 0.35 WA
 PIN 5 => 91S-AB23A BK-OG 0.35 WA
 PIN 3 => 7-AB26A YE-VT 1.0 WA
 PIN 1 => 9-AB26A BN-WH 1.0 WA
 PIN 4 => 91S-AB25A BK-RD 0.35 WA
 PIN 8 => 91S-AB24A BK-GN 0.35 WA



3M5T-14489-SNA
 C51
 TO 14K138
 HARNESS 14014

In-Line Connector 52 (G1234877)

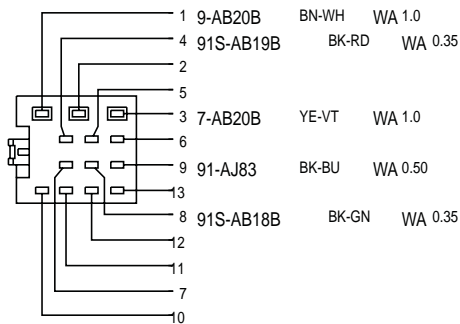
PIN 1 => 31-DA21A BK 0.75 WA
 PIN 1 => 31-DA21E BK 0.50 WA
 PIN 1 => 31-DA21D BK 1.5 WA
 PIN 1 => 31-DA21C BK 0.50 WA
 PIN 1 => 31-DA21B BK 1.5 WA
 PIN 9 => 4-EE9A GY-OG 0.35 WA
 PIN 4 => 10-MD11A GY-WH 1.5 WA
 PIN 5 => 8-MD11A WH-VT 1.5 WA



3M5T-14489-RNA
 C52
 TO 14240 LEFT REAR DOOR
 HARNESS 14014

In-Line Connector 53 (G1234878)

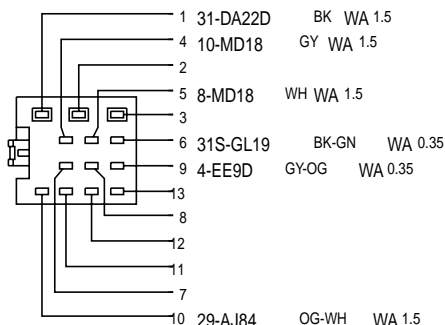
PIN 8 => 91S-AB18A BK-GN 0.35 WA
 PIN 3 => 7-AB20A YE-VT 1.0 WA
 PIN 1 => 9-AB20A BN-WH 1.0 WA
 PIN 4 => 91S-AB19A BK-RD 0.35 WA



3M5T-14489-SNA
 C53
 TO 14240 LEFT REAR DOOR
 HARNESS 14014

In-Line Connector 54 (G1234879)

PIN 5 => 8-MD18A WH 1.5 WA
 PIN 1 => 31-DA22E BK 0.50 WA
 PIN 1 => 31-DA22A BK 0.50 WA
 PIN 1 => 31-DA22C BK 1.5 WA
 PIN 1 => 31-DA22B BK 0.75 WA
 PIN 1 => 31-DA22 BK 1.5 WA
 PIN 9 => 4-EE9B GY-OG 0.35 WA
 PIN 4 => 10-MD18A GY 1.5 WA



3M5T-14489-RNA

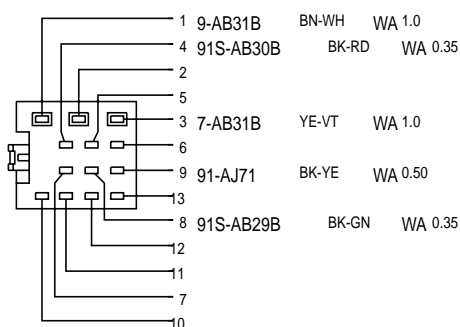
C54

TO 14240 RIGHT REAR DOOR

HARNESS 14014

In-Line Connector 55 (G1234880)

PIN 8 => 91S-AB29A BK-GN 0.35 WA
 PIN 3 => 7-AB31A YE-VT 1.0 WA
 PIN 1 => 9-AB31A BN-WH 1.0 WA
 PIN 4 => 91S-AB30A BK-RD 0.35 WA



3M5T-14489-SNA

C55

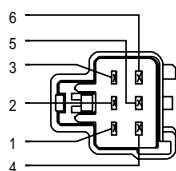
TO 14240 RIGHT REAR DOOR

HARNESS 14014

In-Line Connector 57 (G1235644)

PIN 5 => 8-GL10B WH 0.35 WA + 8-GL10A WH 0.35 WA

29S-LC7K	OG-BU	WA 0.35
8-GL10A	WH	WA 0.35
8-GL10B	WH	WA 0.35
15S-MD7	GN-BU	WA 0.50
3-MC8	BK	DR 0.50
8-MC8	WH-RD	WA 0.50



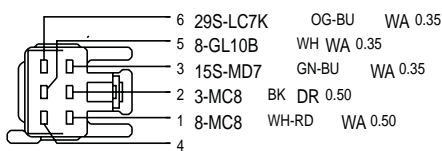
4S7T-14A459-VGA

C57

TO 14401

HARNESS 14335

PIN 2 => 3-MC8D BK 0.50 DR
 PIN 1 => 8-MC8D WH-RD 0.50 WA



4S7T-14489-VGA

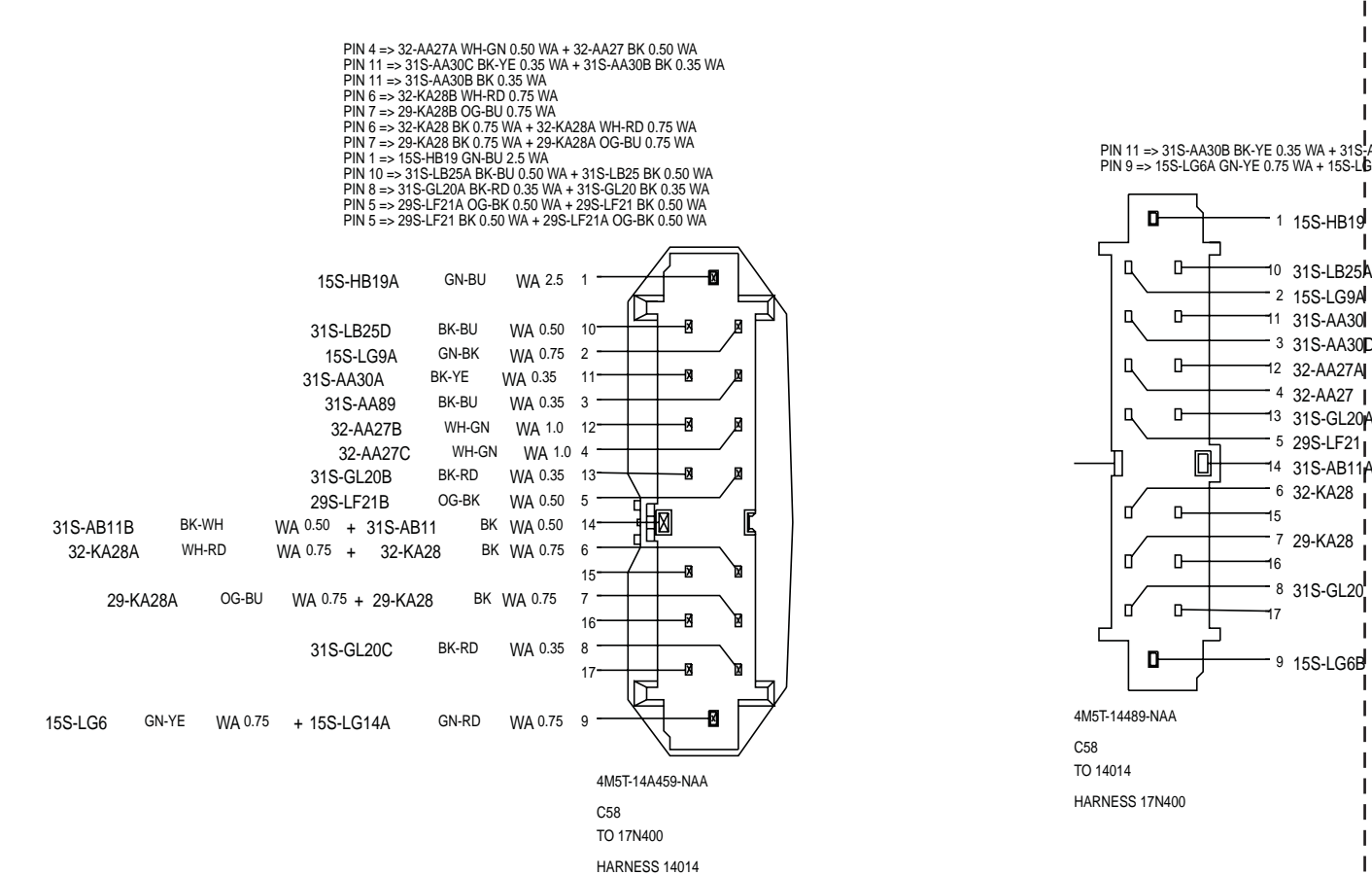
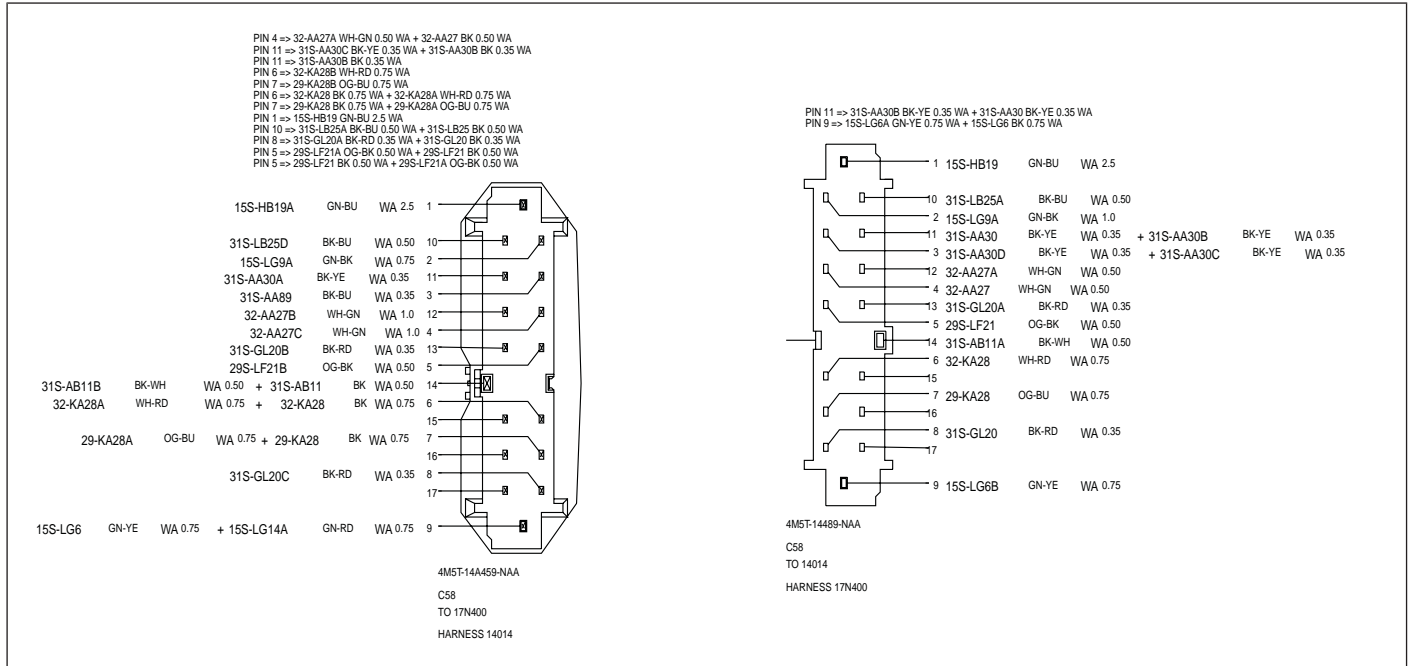
C57

TO 14335

HARNESS 14401

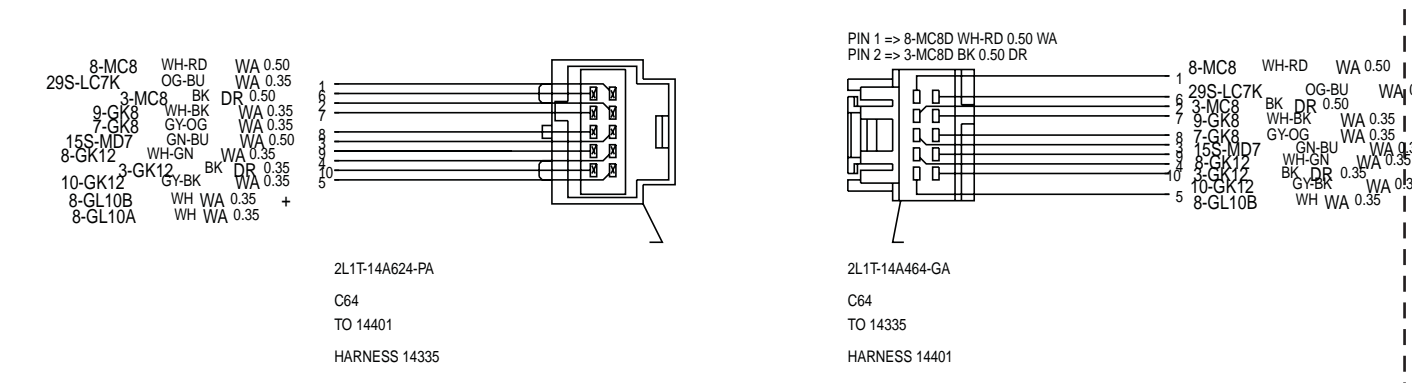
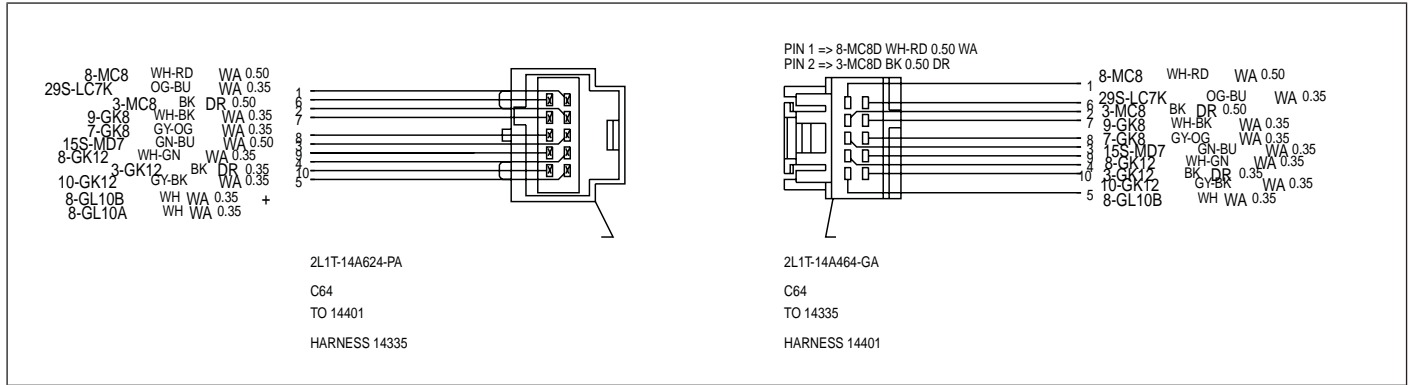
In-Line Connector 58 (G1235645)

Thumbnail



In-Line Connector 64 (G1235649)

Thumbnail

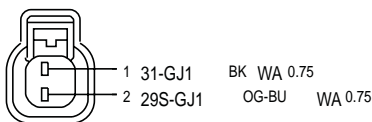


Part 1 of 2

D WA 0.50
OG-BU WA 0.35
R 0.50
K WA 0.35
G WA 0.35
GN-BU WA 0.35
GN WA 0.35
DR 0.35
Y-BK WA 0.35
WH WA 0.35

Part 2 of 2

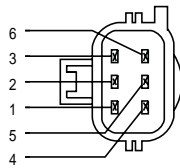
In-Line Connector 77 (G1234881)



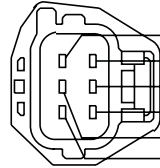
XR3T-14A464-AA
C77
TO HORN
HARNES 14K733

In-Line Connector 79 (G1235652)

31-KA21	BK	WK	1.5
91-GC8	BK-OG	WA	0.50
32-KA34	WH-BK	WA	0.75
15S-KA21	GN-YE	WK	1.5
91S-GC8	BK-OG	WA	0.50
33-KA34	YE-BK	WA	0.75



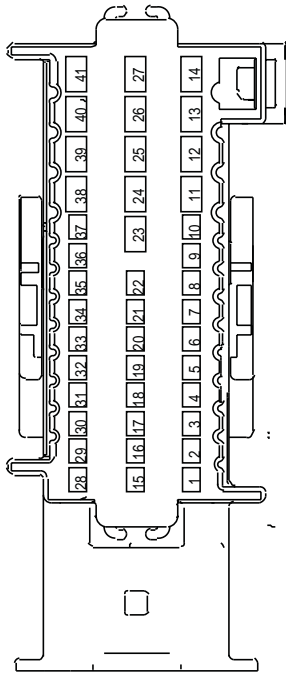
XW4T-14A624-CAA
C79
TO F221050
HARNESS 14K733



XW4T-14A464-DAA
C79
TO 14K733
HARNESS F221050

In-Line Connector 90 (G1240761)

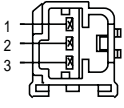
- PIN 1 => 5-EC7H BU-RD 0.50 R2
- PIN 4 => 31S-BB16 BK-RD 0.50 R2
- PIN 6 => 91S-PG17 BK-BU 0.50 R2
- PIN 8 => 15S-LG23 GN-WH 0.75 R2
- PIN 9 => 91S-RH5 BK-BU 0.50 R2
- PIN 10 => 15S-LG3 GN-YE 0.75 R2
- PIN 11 => 50-BB12A GY 2.5 R2
- PIN 12 => 15-RN2 GN-BU 1.5 R2
- PIN 13 => 30-RE8 RD 0.50 R2
- PIN 14 => 15-RR4 GN-BU 1.5 R2
- PIN 15 => 4-EC7H GY-RD 0.50 R2
- PIN 16 => 50-RE8 GN-BU 0.50 R2
- PIN 18 => 15S-FA6 GN-YE 1.0 R2
- PIN 21 => 91S-RH9 BK-BU 0.50 R2
- PIN 24 => 49-RE31 BU-YE 0.75 R2
- PIN 28 => 10-RJ30 GY 0.50 R2
- PIN 37 => 15-RE17 GN-YE 0.50 R2
- PIN 37 => 15-TA36 GN-BK 0.50 R2 + 15-RE17 GN-YE 0.50 R2
- PIN 39 => 31-LG28 BK 0.75 R2
- PIN 41 => 15-RE8 GN-BU 1.0 R2 + 15-RE8A GN-BU 1.0 R2
- PIN 41 => 15-RE8A GN-BU 1.0 R2 + 15-RE8 GN-BU 1.0 R2



- 1 5-EC7D BU-RD WA 0.50
- 2 91S-RH15 BK-YE WA 0.50
- 3
- 4 31S-BB16A BK-RD WA 0.50
- 5 15S-FA17 GN-OG R2 0.50
- 6 15S-PE8B GN-RD WK 0.75
- 7 91S-FC14 BK-RD R2 0.50
- 8 15S-LG23 GN-WH WA 0.75
- 9 91S-RH5 BK-BU WA 0.75
- 10 15-LG28A GN-WH WK 0.75
- 11 50-BB12 GY WK 1.5
- 12 15S-RL42 GN-BU WK 1.0 + 15S-RL50 GN-BU WK 1.0
- 13 30-RE8 RD WA 0.50
- 14 15-RN3 GN-BU WK 1.5
- 15 4-EC7D GY-RD WA 0.50
- 16 8-EE14 WH-BU WA 0.50
- 17 31S-FA11 BK-YE R2 0.50
- 18 15S-FA6 GN-YE WK 0.50
- 19 8-FA88 WH-VT R2 0.50
- 20 30-BA10 RD WK 0.75
- 21 91S-RH9B BK-BU WA 0.50
- 22 91S-LG45B BK-GN R2 0.50
- 23 30-TA36 RD R2 1.0
- 24 15S-RD15D GN-OG WK 2.5
- 25 15S-RD15C GN-OG WK 2.5
- 26 15S-RD15B GN-OG WK 2.5
- 27 15S-RD15A GN-OG WK 2.5
- 28 10-RJ30 GY WA 0.50
- 29 7-FA88 YE-VT R2 0.50
- 30 8-PF36 WH-GN R2 0.50
- 31 50-BB13 GY-VT R2 0.50
- 32 9-FA88 BN-WH R2 0.50
- 33 10-PF36 GY-OG R2 0.50
- 34 49-PA6 BU R2 0.50
- 35 15S-PF36 GN-BK R2 0.50
- 36 15-RN1 GN-YE R2 1.5
- 37 15-RE17 GN-BU WA 0.50
- 38
- 39 15S-LG9A GN-BK WK 0.75
- 40 15-RJ14 GN-YE R2 1.0 + 15-RJ15 GN-BU WE 1.0
- 41 15-RE21A GN-OG WA 1.5

3M5T-14489-FJE
C90
TO ENGINE BAY INLINE
HARNESS 12A690

In-Line Connector 91 (G1240762)

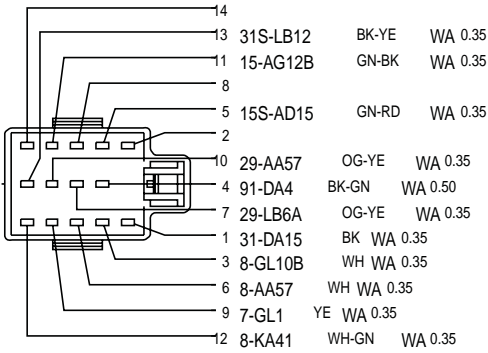


5W1T-14A624-AA

C91
TO ANTENNA AMPLIFIER
HARNESS 14335

In-Line Connector 98 (G1240763)

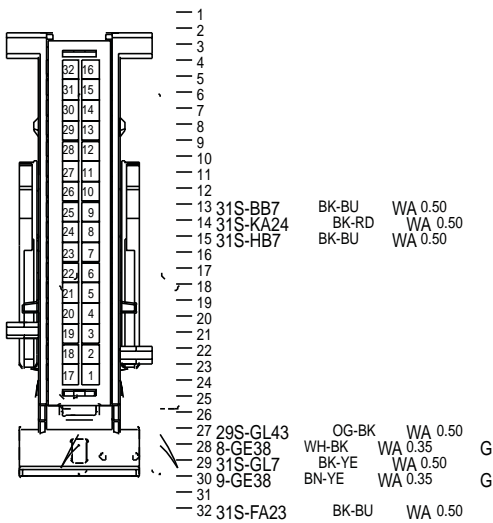
PIN 7 => 29-LC7B OG-BU 0.35 WA
PIN 4 => 91-LC7A BK-BU 0.35 WA
PIN 11 => 15-AG12A GN-BK 0.35 WA



98AG-14489-TMB

C98
TO PJB
HARNESS 14335

In-Line Connector 95 (G1235653)



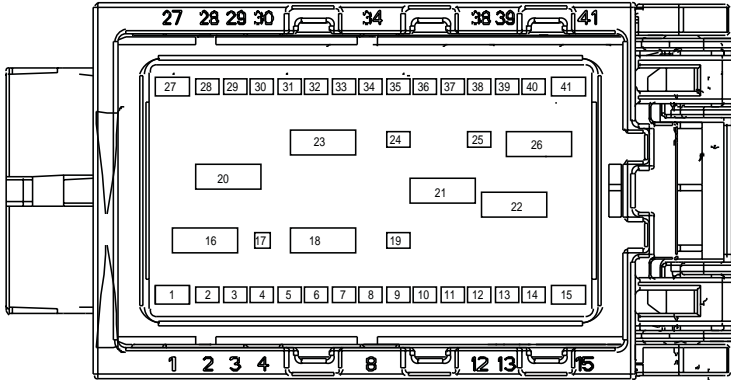
3M5T-14489-ARC

C95
TO PJB
HARNESS 14K733

In-Line Connector 96 (G1235654)

Thumbnail

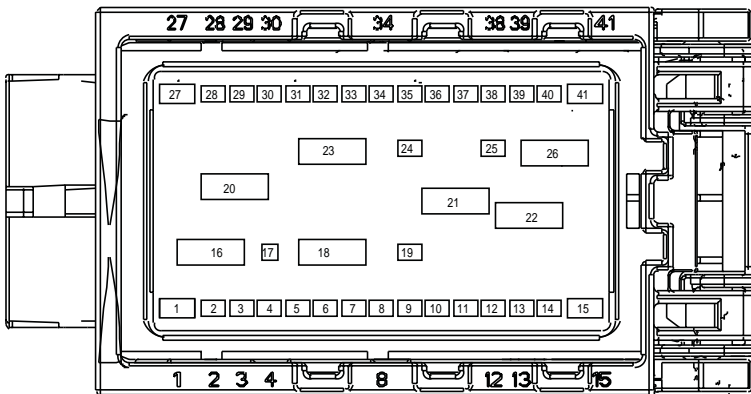
PIN 25 => 15S-LG9A GN-BK 0.75 WA
PIN 33 => 15-LG28A GN-WH 0.75 WA
PIN 39 => 91-DK20 BK-RD 1.5 WA



- 1 15S-LE8 GN-RD WA 0.75
- 2 15S-LE22 GN-OG WA 0.50
- 3 15S-LE15 GN-BK WA 0.50
- 4
- 5 15-HB1 GN-BU WA 0.75
- 6 32-KA34 WH-BK WA 0.75
- 7 15S-LE23 GN-WH WA 0.75
- 8 15S-LE16 GN-OG WA 0.75
- 9 33-KA34 YE-BK WA 0.75
- 10
- 11 31S-GC6 BK-YE WA 0.35
- 12 31S-KA9 BK-OG WA 0.50
- 13
- 14
- 15
- 16
- 17 30-GL43 RD WA 0.75
- 18
- 19
- 20 30-DA2 RD WA 6.0
- 21 15-DA3 GN-RD WA 4.0
- 22 30-DA1 RD WA 6.0
- 23 32-KA11 WH-BK WA 2.5
- 24
- 25 15S-LG46 GN-OG WA 0.75
- 26 15S-LE8 GN-RD WA 0.75
- 27 15-DA6 GN-WH WA 1.5 + 15-DA6A GN-WH WA 1.5
- 28 29S-LF16 OG-GN WA 0.50
- 29
- 30
- 31 15S-LG23 GN-WH WA 0.75
- 32 49S-LG13 BU-RD WA 0.50
- 33 15-LG46 GN-OG WA 0.75
- 34 49S-LG20 BU-WH WA 0.50
- 35 29S-LF7 OG-BU WA 0.50
- 36 49S-LG18 BU WA 0.50
- 37 49S-LG11 BU-OG WA 0.50
- 38 15-RE17 GN-BU WA 0.50
- 39 91-DK20A BK-RD WA 1.0
- 40 31-KA9A BK WA 1.0
- 41 32-KA10 WH-GN WA 2.5

3M5T-14489-ZRC
C96
TO PJB
HARNESS 14K733

PIN 25 => 15S-LG9A GN-BK 0.75 WA
PIN 33 => 15-LG28A GN-WH 0.75 WA
PIN 39 => 91-DK20 BK-RD 1.5 WA



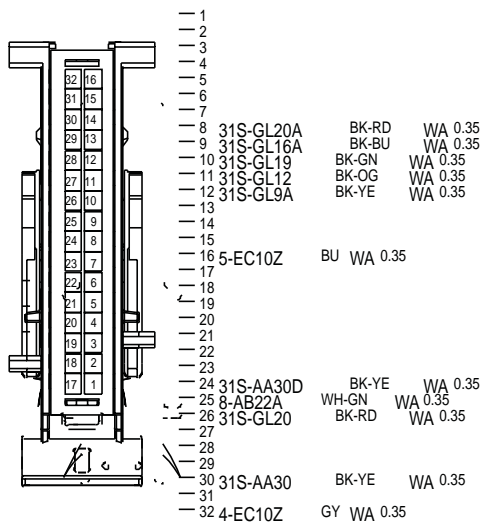
- 1 15S-LE8 GN-RD WA 0.75
- 2 15S-LE22 GN-OG WA 0.50
- 3 15S-LE15 GN-BK WA 0.50
- 4
- 5 15-HB1 GN-BU WA 0.75
- 6 32-KA34 WH-BK WA 0.75
- 7 15S-LE23 GN-WH WA 0.75
- 8 15S-LE16 GN-OG WA 0.75
- 9 33-KA34 YE-BK WA 0.75
- 10
- 11 31S-GC6 BK-YE WA 0.35
- 12 31S-KA9 BK-OG WA 0.50
- 13
- 14
- 15
- 16
- 17 30-GL43 RD WA 0.75
- 18
- 19
- 20 30-DA2 RD WA 6.0
- 21 15-DA3 GN-RD WA 4.0
- 22 30-DA1 RD WA 6.0
- 23 32-KA11 WH-BK WA 2.5
- 24
- 25 15S-LG46 GN-OG WA 0.75
- 26 15S-LE8 GN-RD WA 0.75
- 27 15-DA6 GN-WH WA 1.5 + 15-DA6A GN-WH WA 1.5
- 28 29S-LF16 OG-GN WA 0.50
- 29
- 30
- 31 15S-LG23 GN-WH WA 0.75
- 32 49S-LG13 BU-RD WA 0.50
- 33 15-LG46 GN-OG WA 0.75
- 34 49S-LG20 BU-WH WA 0.50
- 35 29S-LF7 OG-BU WA 0.50
- 36 49S-LG18 BU WA 0.50
- 37 49S-LG11 BU-OG WA 0.50
- 38 15-RE17 GN-BU WA 0.50
- 39 91-DK20A BK-RD WA 1.0
- 40 31-KA9A BK WA 1.0
- 41 32-KA10 WH-GN WA 2.5

3M5T-14489-ZRC
C96
TO PJB
HARNESS 14K733

WA 1.5

Part 2 of 2

In-Line Connector 99 (G1234882)



3M5T-14489-BPC
C99
TO PJB
HARNESS 14014

In-Line Connector 111 (G1240764)

Thumbnail

PIN 22 MAY => 15-FA18D GN-OG 4.0 WA
 PIN 16 => 7-CF1A YE-RD 0.50 WA + 7-CF1 YE-RD 0.50 WA
 PIN 13 => MAY ALSO USE 30-BB19B RD 1.0 WA

10-CE8	GYVT	WA 0.50	1
15-FA18C	GN-OG	WA 0.50	2
9-TC32	BN-BU	WA 0.35	3
91S-GJ7	BK-BU	WA 0.50	4
15-CF6	GN-YE	WA 0.50	5
30S-LE29	RD-GN	WA 1.0	6
8-JA49	WH	WA 0.50	7
9-JA49	BN	WA 0.50	8
8-LE57	WH-GN	WA 0.50	9
50-BB16	GY-BK	WA 1.0	10
			11
			12
			13
			14
			15
9-CF1A	BN-RD	WA 0.50	16
			17
			18
			19
			20
			21
			22
			23
			24
			25
			26
			27
			28
			29
			30
			31
			32
			33
			34
			35
			36
			37
			38
			39
			40
			41

3M5T-14A459-DRD
C111 TO 14401
HARNESS 14K733

PIN 40 => 5-EC10F BU 0.35 WA + 5-EC10D BU 0.35 WA
 PIN 22 => 15-FA18A GN-OG 4.0 WA
 PIN 3 => 15-FA18C GN-OG 0.50 WA
 PIN 11 => 8-LE57 WH-GN 0.35 WA
 PIN 33 => 9-LE46 BN-RD 0.35 WA
 PIN 31 => 8-LE56 WH-BU 0.35 WA
 PIN 30 => 9-LE45 BN 0.35 WA
 PIN 38 => 15-AB33 GN-OG 0.50 WA

10-CE8	GYVT	WA 0.35	1
4-EC7M	GY-RD	WA 0.35	2
5-EC7M	BU-RD	WA 0.35	3
9-TC32	BN-BU	WA 0.50	4
91S-GJ7	BK-BU	WA 0.35	5
15-CF6	GN-YE	WA 0.50	6
30S-LE29A	RD-GN	WA 1.0	7
8-JA49	WH	WA 0.50	8
9-JA49	BN	WA 0.50	9
8-LE46A	WH-RD	WA 0.35	10
50-BB16	GY-BK	WA 1.0	11
			12
			13
			14
			15
			16
			17
			18
			19
			20
			21
			22
			23
			24
			25
			26
			27
			28
			29
			30
			31
			32
			33
			34
			35
			36
			37
			38
			39
			40
			41

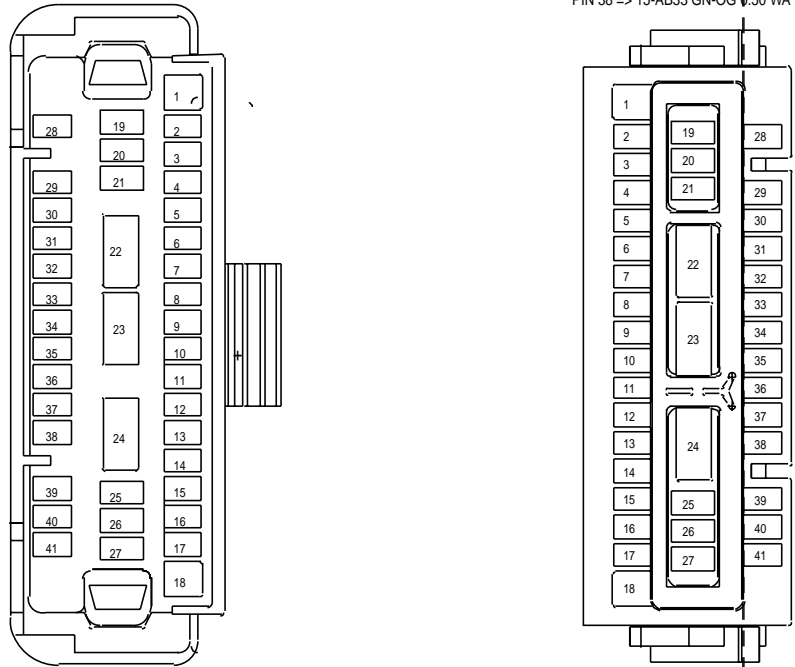
3M5T-14489-DRD
C111 TO 14K733
HARNESS 14401

PIN 22 MAY => 15-FA18D GN-OG 4.0 WA
 PIN 16 => 7-CF1A YE-RD 0.50 WA + 7-CF1 YE-RD 0.50 WA
 PIN 13 => MAY ALSO USE 30-BB19B RD 1.0 WA

10-CE8	GY-VT	WA 0.50	1
15-FA18C	GN-OG	WA 0.50	2
9-TC32	BN-BU	WA 0.35	3
91S-GJ7	BK-BU	WA 0.50	4
15-CF6	GN-YE	WA 0.50	5
30S-LE29	RD-GN	WA 1.0	6
8-JA49	WH	WA 0.50	7
9-JA49	BN	WA 0.50	8
8-LE57	WH-GN	WA 0.50	9
50-BB16	GY-BK	WA 1.0	10
			11
			12
			13
			14
			15
9-CF1A	BN-RD	WA 0.50	16
			17
			18
			19
			20
			21
			22
			23
			24
			25
			26
			27
			28
			29
			30
			31
			32
			33
			34
			35
			36
			37
			38
			39
			40
			41

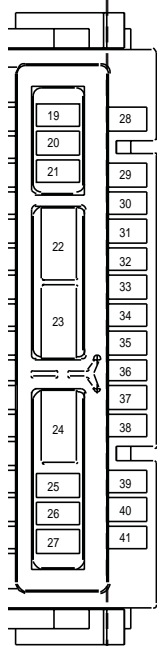
3M5T-14A459-DRD
C111 TO 14401
HARNESS 14K733

PIN 40 => 5-EC10F BU 0.35 WA + 5-EC10D BU 0.35 WA
 PIN 22 => 15-FA18A GN-OG 4.0 WA
 PIN 3 => 15-FA18C GN-OG 0.50 WA
 PIN 11 => 8-LE57 WH-GN 0.35 WA
 PIN 33 => 9-LE46 BN-RD 0.35 WA
 PIN 31 => 8-LE56 WH-BU 0.35 WA
 PIN 30 => 9-LE45 BN 0.35 WA
 PIN 38 => 15-AB33 GN-OG 0.50 WA



3M5T-14489-DRD
C111 TO 14K733
HARNESS 14401

-EC10F BU 0.35 WA + 5-EC10D BU 0.35 WA
5-FA18A GN-OG 4.0 WA
-FA18C GN-OG 0.50 WA
-LE57 WH-GN 0.35 WA
-LE46 BN-RD 0.85 WA
-LE56 WH-BU 0.35 WA
-LE45 BN 0.35 WA
5-AB33 GN-OG 0.50 WA



- 1
- 2 10-CE8 GY-VT WA 0.35
- 3 4-EC7M GY-RD WA 0.35
- 4 5-EC7M BU-RD WA 0.35
- 5 9-TC32 BN-BU WA 0.50
- 6 91S-GJ7 BK-BU WA 0.35
- 7 15-CF6C GN-YE WA 0.50 + 15-CF6 GN-YE WA 0.50
- 8 30S-LE29A RD-GN WA 1.0
- 9 8-JA49 WH WA 0.50
- 10 9-JA49 BN WA 0.50 + 31-JA47A BK WA 0.35
- 11 8-LE46A WH-RD WA 0.35 + 8-LE45A WH WA 0.35
- 12 50-BB16 GY-BK WA 1.0
- 13 30-BB9 RD WA 1.5
- 14 8-CE8 WH-BU WA 0.35
- 15 9-CE8 BN-BU WA 0.35
- 16 7-CE8 YE-BU WA 0.35
- 17 7-TC32 YE-BU WA 0.50
- 18 91S-GC8 BK-OG WA 0.35
- 19 15S-LD1 GN-YE WA 1.0
- 20 8-LE45 WH WA 0.35
- 21 8-LE46 WH-RD WA 0.35
- 22 15-FA18 GN-OG WA 4.0
- 23 30-DJ7 RD WA 2.5
- 24
- 25 8-TC32 WH-BU WA 0.50
- 26 9-LE57 BN-GN WA 0.35
- 27 8-LE53 WH-BU WA 0.35
- 28 7-LE53 YE-BU WA 0.35
- 29 9-LE53 BN-BU WA 0.35
- 30 31-LE45 BK WA 0.35
- 31 8-LE45A WH WA 0.35
- 32 9-LE56 BN-BU WA 0.35
- 33 31-LE46 BK WA 0.35
- 34
- 35
- 36 15S-PF36 GN-BK WA 0.50
- 37 10-PF36A GY-OG WA 0.35
- 38 15-CF6 GN-YE WA 0.50 + 15-AB33 GN-OG WA 0.50
- 39 4-EC10D GY WA 0.35 + 4-EC10F GY WA 0.35
- 40 5-EC10D BU WA 0.35 + 5-EC10F BU WA 0.35
- 41 8-PF36A WH-GN WA 0.35

89-DRD

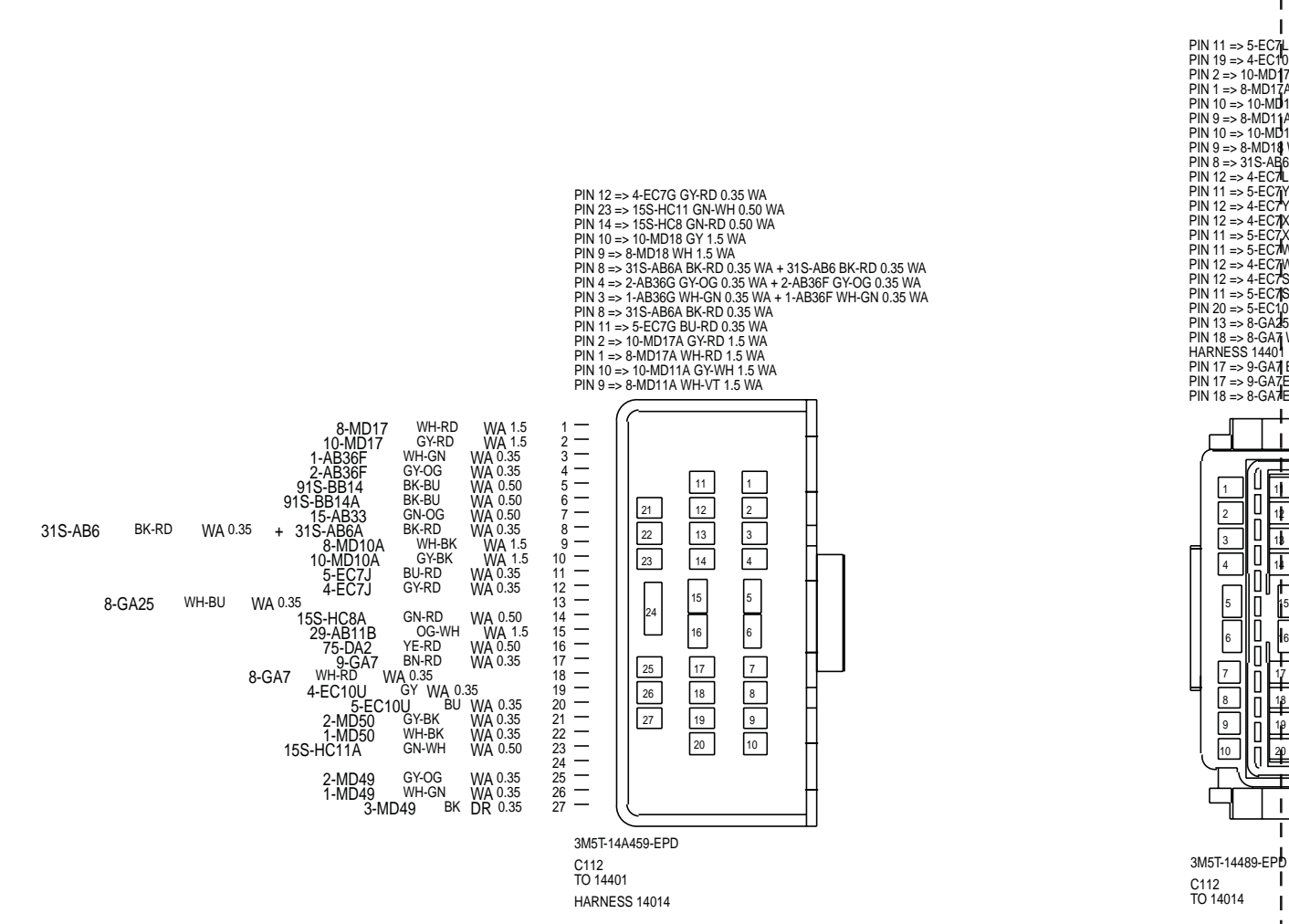
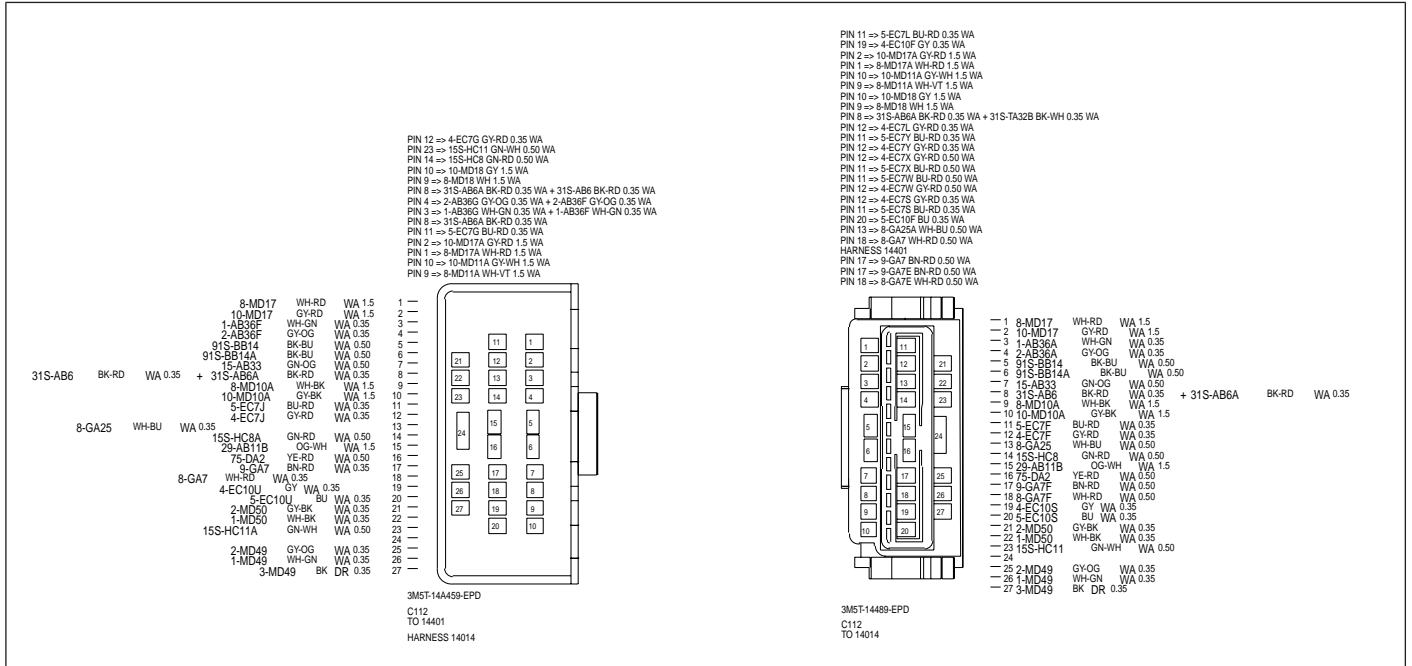
3

3 14401

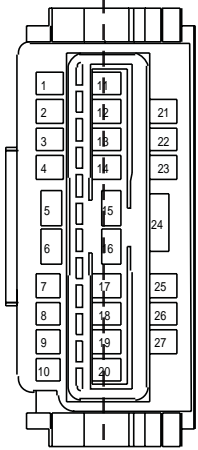
Part 2 of 2

In-Line Connector 112 (G1240765)

Thumbnail



- PIN 11 => 5-EC7L BU-RD 0.35 WA
- PIN 19 => 4-EC10F GY 0.35 WA
- PIN 2 => 10-MD17A GY-RD 1.5 WA
- PIN 1 => 8-MD17A WH-RD 1.5 WA
- PIN 10 => 10-MD11A GY-WH 1.5 WA
- PIN 9 => 8-MD11A WH-VT 1.5 WA
- PIN 10 => 10-MD18 GY 1.5 WA
- PIN 9 => 8-MD18 WH 1.5 WA
- PIN 8 => 31S-AB6A BK-RD 0.35 WA + 31S-TA32B BK-WH 0.35 WA
- PIN 12 => 4-EC7L GY-RD 0.35 WA
- PIN 11 => 5-EC7Y BU-RD 0.35 WA
- PIN 12 => 4-EC7Y GY-RD 0.35 WA
- PIN 12 => 4-EC7X GY-RD 0.50 WA
- PIN 11 => 5-EC7X BU-RD 0.50 WA
- PIN 11 => 5-EC7W BU-RD 0.50 WA
- PIN 12 => 4-EC7W GY-RD 0.50 WA
- PIN 12 => 4-EC7S GY-RD 0.35 WA
- PIN 11 => 5-EC7S BU-RD 0.35 WA
- PIN 20 => 5-EC10F BU 0.35 WA
- PIN 13 => 8-GA25A WH-BU 0.50 WA
- PIN 18 => 8-GA7 WH-RD 0.50 WA
- HARNESS 14401
- PIN 17 => 9-GA7 BN-RD 0.50 WA
- PIN 17 => 9-GA7E BN-RD 0.50 WA
- PIN 18 => 8-GA7E WH-RD 0.50 WA



- 1 8-MD17 WH-RD WA 1.5
- 2 10-MD17 GY-RD WA 1.5
- 3 1-AB36A WH-GN WA 0.35
- 4 2-AB36A GY-OG WA 0.35
- 5 91S-BB14 BK-BU WA 0.50
- 6 91S-BB14A BK-BU WA 0.50
- 7 15-AB33 GN-OG WA 0.50
- 8 31S-AB6 BK-RD WA 0.35 + 31S-AB6A BK-RD WA 0.35
- 9 8-MD10A WH-BK WA 1.5
- 10 10-MD10A GY-BK WA 1.5
- 11 5-EC7F BU-RD WA 0.35
- 12 4-EC7F GY-RD WA 0.35
- 13 8-GA25 WH-BU WA 0.50
- 14 15S-HC8 GN-RD WA 0.50
- 15 29-AB11B OG-WH WA 1.5
- 16 75-DA2 YE-RD WA 0.50
- 17 9-GA7F BN-RD WA 0.50
- 18 8-GA7F WH-RD WA 0.50
- 19 4-EC10S GY WA 0.35
- 20 5-EC10S BU WA 0.35
- 21 2-MD50 GY-BK WA 0.35
- 22 1-MD50 WH-BK WA 0.35
- 23 15S-HC11 GN-WH WA 0.50
- 24
- 25 2-MD49 GY-OG WA 0.35
- 26 1-MD49 WH-GN WA 0.35
- 27 3-MD49 BK DR 0.35

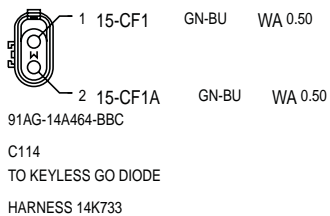
3M5T-14489-EPD
C112
TO 14014

Part 2 of 2

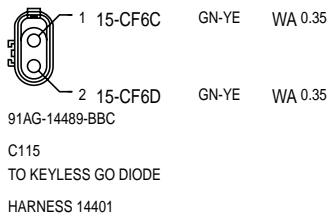
1	9	CF34A	BN-BU	WA	0.50
2	8	CF34A	WH-BU	WA	0.50
3	9	CF40A	BN-GN	WA	0.50
4	8	CF40A	WH-GN	WA	0.50
5	10	RJ30	GY	WA	0.50
6	9	CF1A	BN-RD	WA	0.50
7	7	CF1A	YE-RD	WA	0.50
8	5	EC12	BU-RD	WA	0.50
9	4	EC12	GY-RD	WA	0.50
10	7	GN6	YE	WA	0.50
11	15	BB18	GN-BK	WA	0.50
12	9	PG17	BK-BU	WA	0.50
13					
14					
15	30	S-RD18	RD-OG	WA	1.5
16	50	BB16D	GY-BK	WA	0.50
17	5	EC7B	BU-RD	WA	0.50
18	4	EC7B	GY-RD	WA	0.50
19	9	GN6	BN	WA	0.50
20	8	GN7	WH-RD	WA	0.50
21	8	GN8	WH-BU	WA	0.50
22	8	GN9	WH-GN	WA	0.50
23					
24	49	RE31	BU-YE	WA	0.75
25					
26	8	GN6	WH	WA	0.50
27	9	S-RH5A	BK-BU	WA	0.50

Part 2 of 2

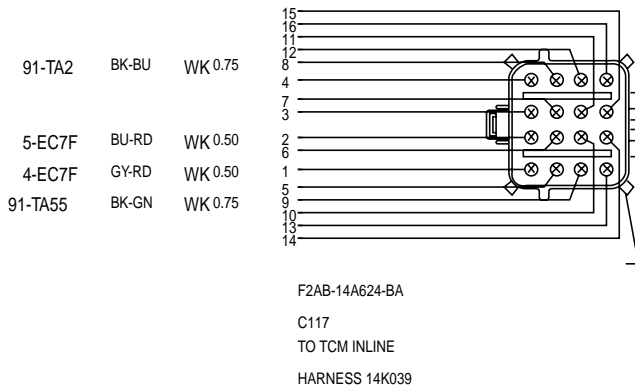
In-Line Connector 114 (G1240767)



In-Line Connector 115 (G1240768)

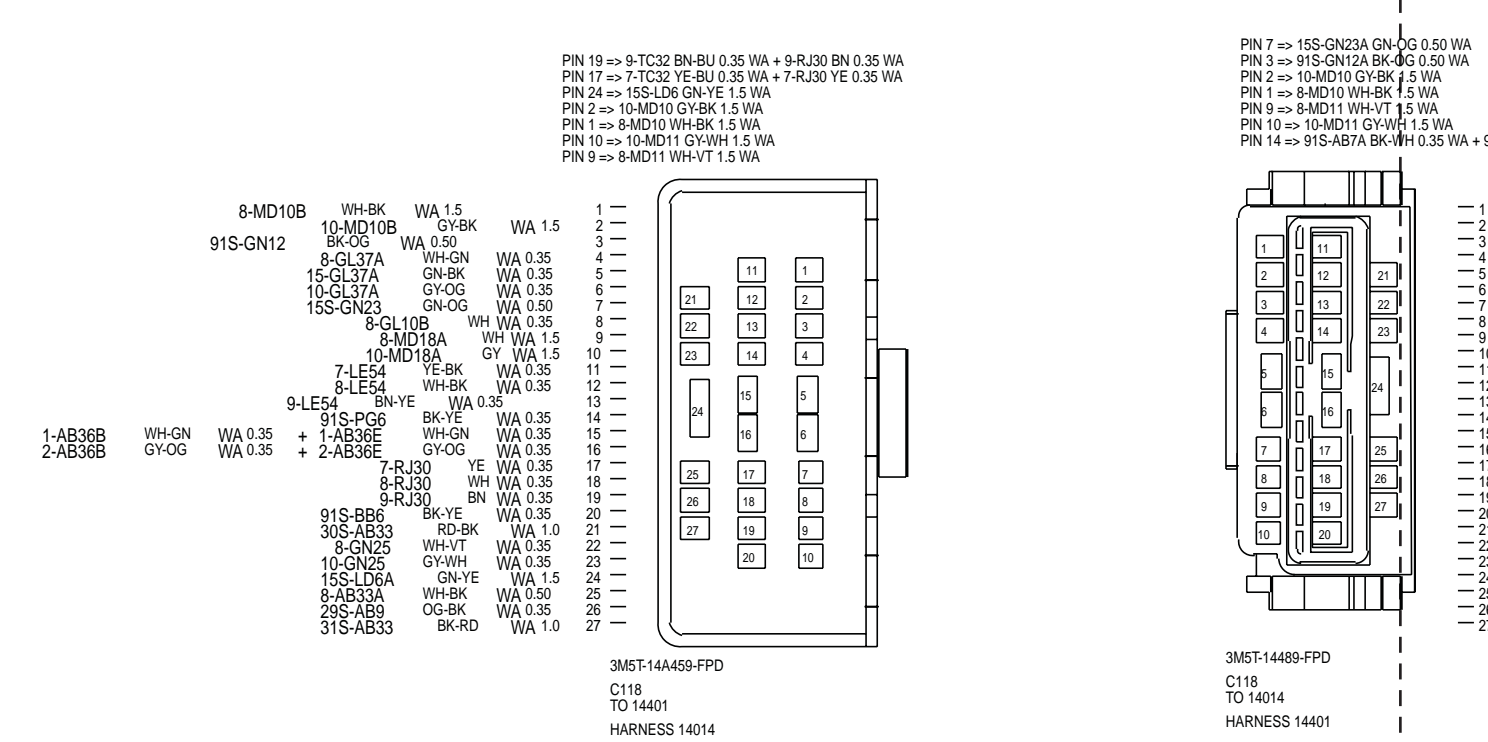
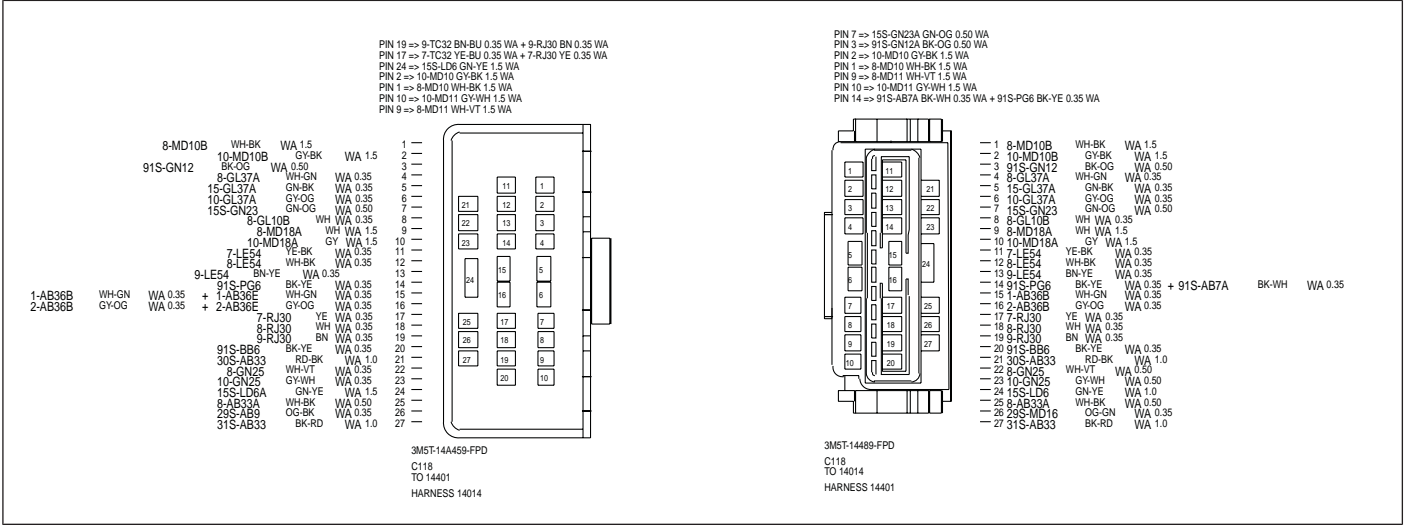


In-Line Connector 117 (G1240769)

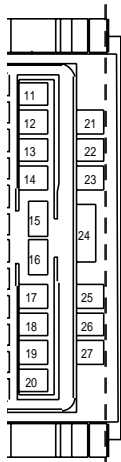


In-Line Connector 118 (G1240770)

Thumbnail



15S-GN23A GN-OG 0.50 WA
 31S-GN12A BK-OG 0.50 WA
 10-MD10 GY-BK 1.5 WA
 3-MD10 WH-BK 1.5 WA
 3-MD11 WH-VT 1.5 WA
 10-MD11 GY-WH 1.5 WA
 91S-AB7A BK-WH 0.35 WA + 91S-PG6 BK-YE 0.35 WA



- 1 8-MD10B WH-BK WA 1.5
- 2 10-MD10B GY-BK WA 1.5
- 3 91S-GN12 BK-OG WA 0.50
- 4 8-GL37A WH-GN WA 0.35
- 5 15-GL37A GN-BK WA 0.35
- 6 10-GL37A GY-OG WA 0.35
- 7 15S-GN23 GN-OG WA 0.50
- 8 8-GL10B WH WA 0.35
- 9 8-MD18A WH WA 1.5
- 10 10-MD18A GY WA 1.5
- 11 7-LE54 YE-BK WA 0.35
- 12 8-LE54 WH-BK WA 0.35
- 13 9-LE54 BN-YE WA 0.35
- 14 91S-PG6 BK-YE WA 0.35 + 91S-AB7A BK-WH WA 0.35
- 15 1-AB36B WH-GN WA 0.35
- 16 2-AB36B GY-OG WA 0.35
- 17 7-RJ30 YE WA 0.35
- 18 8-RJ30 WH WA 0.35
- 19 9-RJ30 BN WA 0.35
- 20 91S-BB6 BK-YE WA 0.35
- 21 30S-AB33 RD-BK WA 1.0
- 22 8-GN25 WH-VT WA 0.50
- 23 10-GN25 GY-WH WA 0.50
- 24 15S-LD6 GN-YE WA 1.0
- 25 8-AB33A WH-BK WA 0.50
- 26 29S-MD16 OG-GN WA 0.35
- 27 31S-AB33 BK-RD WA 1.0

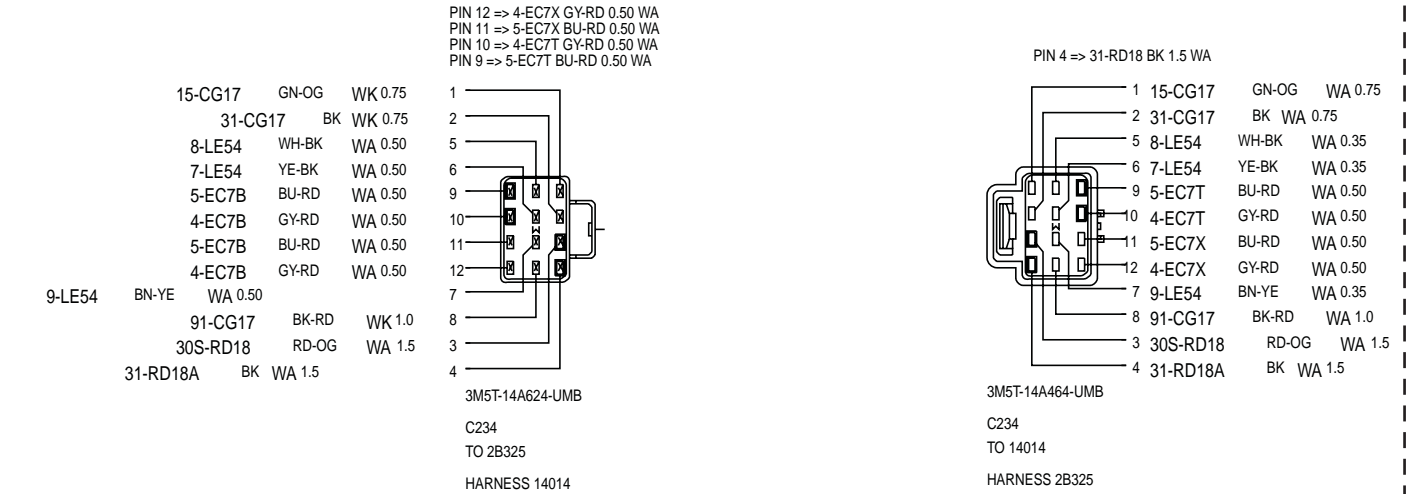
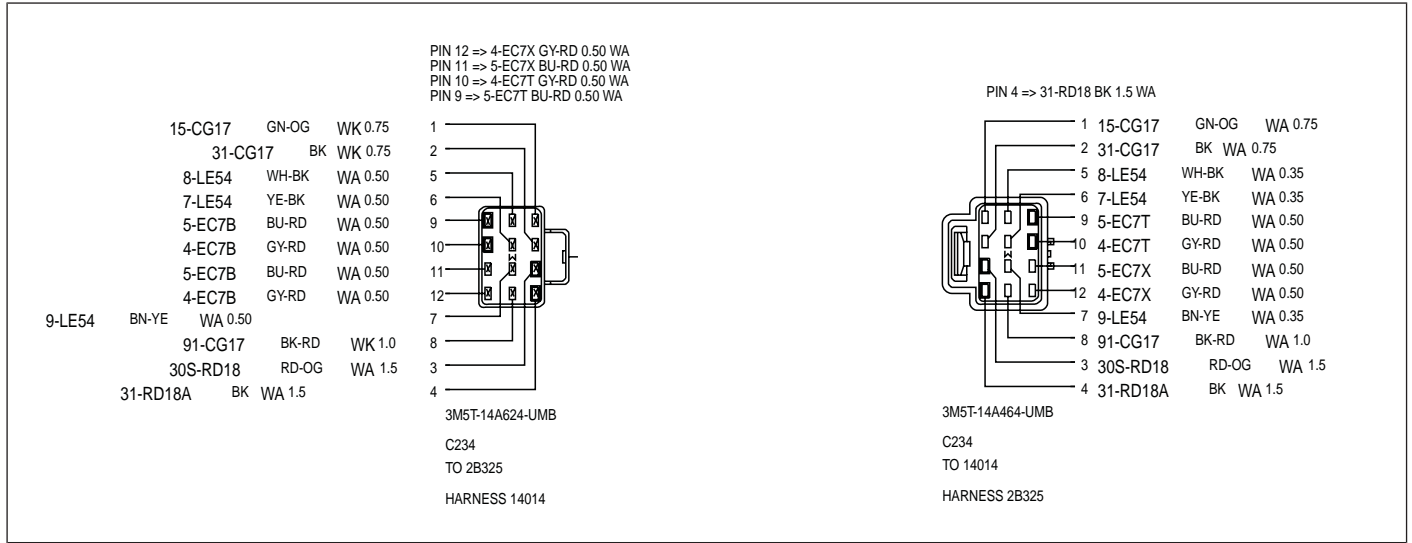
-FPD

4401

Part 2 of 2

In-Line Connector 234 (G1235632)

Thumbnail



Part 1 of 2

Part 2 of 2

WA 0.75
 A 0.75
 WA 0.35
 WA 0.35
 WA 0.50
 WA 0.50
 WA 0.50
 WA 0.50
 WA 0.35
 WA 1.0
 G WA 1.5
 WA 1.5



In-Line Connector 235 (G1235633)

9-CF40 BN WX 0.50
8-CF40 WH WX 0.50



89FG-14A624-ABB
C235
TO 2B325
HARNESS 14014



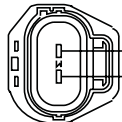

1 9-CF40 BN-GN WA 0.50
2 8-CF40 WH-GN WA 0.50
91AG-14A464-BBC
C235
TO 14014
HARNESS 2B325





In-Line Connector 309 (G1235635)

Thumbnail



2 31-RD18A BK WA 1.5
1 30S-RD18 RD-OG WA 1.5

97BG-14A464-VBB
C309
TO 14B564
HARNESS 2B325

Part 1 of 3

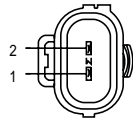




Part 2 of 3



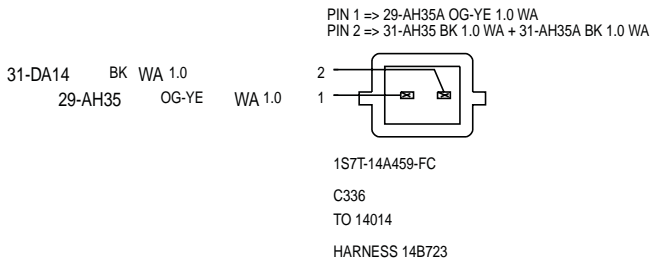
31-RD18A	BK	WA 1.5	
30S-RD18	RD-OG	WA 1.5	



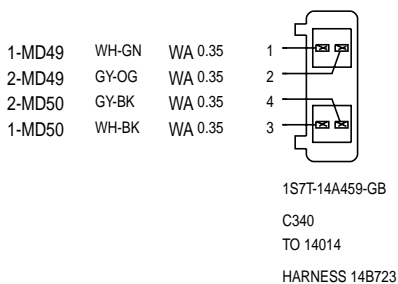
97BG-14A624-VBB
C309
TO 2B325
HARNESS 14B564

Part 3 of 3

In-Line Connector 336 (G1235636)

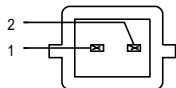


In-Line Connector 340 (G1235637)



In-Line Connector 346 (G1235638)

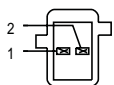
29-MD8 OG WA 0.50
91-MD8 BK-OG WA 0.50



1S7T-14A459-FC
C346
TO 14014
HARNESS 14B733

In-Line Connector 348 (G1235639)

5-EC10R BU WA 0.35
4-EC10R GY WA 0.35



C348
TO 14014
HARNESS 14B723

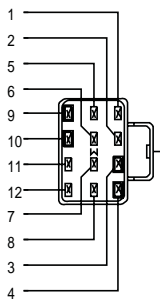
In-Line Connector 608 (G1235646)

8-GN21 WH-BU WA 0.35
8-GN20 WH-RD WA 0.35
8-GN22 WH-GN WA 0.35
1-AB10A WH WA 0.35

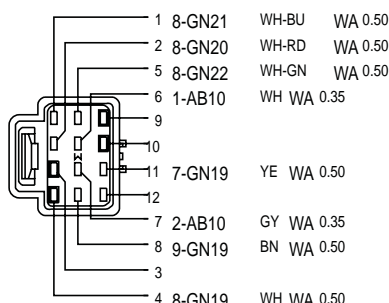
7-GN19 YE WA 0.35

2-AB10A GY WA 0.35
9-GN19 BN WA 0.35

8-GN19 WH WA 0.35



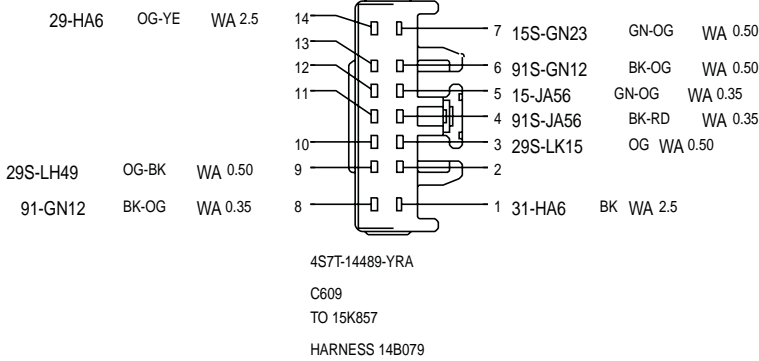
3M5T-14A624-UMB
C608
TO 15K868
HARNESS 14014



3M5T-14A464-UMB
C608
TO 14014
HARNESS 15K868

In-Line Connector 609 (G1235647)

Thumbnail



15S-GN23	GN-OG	WA 0.50	7
91S-GN12	BK-OG	WA 0.50	6
15-JA56	GN-OG	WA 0.35	5
91S-JA56	BK-RD	WA 0.35	4
29S-LK15	OG	WA 0.50	3
			2
31-HA6	BK	WA 2.5	1

Part 2 of 3

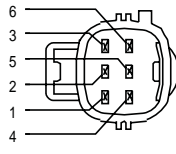
GN-OG	WA 0.50	7	14	29-HA6A	OG-YE	WA 2.5	+ 29-HA6	OG-YE	WA 2.5
BK-OG	WA 0.50	6	13						
GN-OG	WA 0.35	5	12						
BK-RD	WA 0.35	4	11						
OG	WA 0.50	3	10						
		2	9	29S-LH49	OG-BK	WA 0.50			
-HA6	BK	WA 2.5	1	8	91-GN12	BK-OG	WA 0.35		

4S7T-14A459-YRA
C609
TO 14B079
HARNESS 15K857

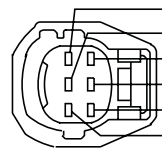
Part 3 of 3

In-Line Connector 625 (G1235648)

- 8-GN9 WH-GN WA 0.50
- 9-GN6 BN WA 0.50
- 8-GN8 WH-BU WA 0.50
- 8-GN6 WH WA 0.50
- 7-GN6 YE WA 0.50
- 8-GN7 WH-RD WA 0.50



XW4T-14A624-BHB
C625
TO 14K733
HARNESS 15K867

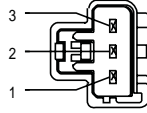


XW4T-14A464-BLC
C625
TO 15K867
HARNESS 14K733

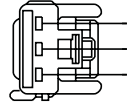
- 6 8-GN9 WH-GN WA 0.50
- 5 8-GN8 WH-BU WA 0.50
- 3 9-GN6 BN WA 0.50
- 2 8-GN6 WH WA 0.50
- 1 7-GN6 YE WA 0.50
- 4 8-GN7 WH-RD WA 0.50

In-Line Connector 649 (G1235650)

- 9-FA53 BN-BU WA 0.35
- 10-FA53 GY-VT WA 0.35
- 8-FA53 WH-BU WA 0.35



4S7T-14A459-VCA
C649
TO 19A657
HARNESS 14401

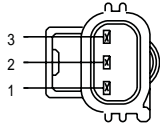


4S7T-14489-VCA
C649
TO 14401
HARNESS 19A657

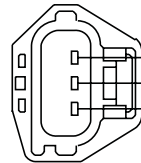
- 3 9-FA53 BN-BU WA 0.35
- 2 10-FA53 GY-VT WA 0.35
- 1 8-FA53 WH-BU WA 0.35

In-Line Connector 778 (G1235651)

- 8-CE10 WH-VT WK 0.50
- 9-CE10 BN-WH WK 0.50
- 7-CE10 YE-VT WK 0.50



XW4T-14A624-AJB
C788
TO 14K733
HARNESS 3C221



XW4T-14A464-EC
C788
TO 3C221
HARNESS 14K733

- 3 8-CE10 WH-VT WA 0.50
- 2 9-CE10 BN-WH WA 0.50
- 1 7-CE10 YE-VT WA 0.50

In-Line Connector 829 (G1240771)

- 8-CF34 WH WX 0.50
- 9-CF34 BN WX 0.50



89FG-14A624-ABB
C829
TO 2B325
HARNESS 14014



91AG-14A464-BBC
C829
TO 14014
HARNESS 2B325

- 1 8-CF34 WH-BU WA 0.50
- 2 9-CF34 BN-BU WA 0.50

Index PAGE 1 OF 16

2.0L Duratorq-TDCi (100kW/136PS) - DW.....	303-04C	2.0L Duratorq-TDCi (120kW/163PS) - DW.....	303-14C
2.0L Duratorq-TDCi (100kW/136PS) - DW.....	303-04D	2.0L Duratorq-TDCi (DW) Diesel.....	303-08B
2.0L Duratorq-TDCi (100kW/136PS) - DW.....	303-04E	2.0L Duratorq-TDCi (DW) Diesel.....	309-00
2.0L Duratorq-TDCi (100kW/136PS) - DW.....	303-04F	2.5L Duratec (147kW/200PS) - VI5.....	303-04A
2.0L Duratorq-TDCi (100kW/136PS) - DW.....	303-06B	2.5L Duratec (147kW/200PS) - VI5.....	303-04B
2.0L Duratorq-TDCi (100kW/136PS) - DW.....	303-06C	2.5L Duratec (147kW/200PS) - VI5.....	303-06A
2.0L Duratorq-TDCi (100kW/136PS) - DW.....	303-07B	2.5L Duratec (147kW/200PS) - VI5.....	303-07A
2.0L Duratorq-TDCi (100kW/136PS) - DW.....	303-08B	2.5L Duratec (147kW/200PS) - VI5.....	303-08A
2.0L Duratorq-TDCi (100kW/136PS) - DW.....	303-14B	2.5L Duratec (147kW/200PS) - VI5.....	303-14A
2.0L Duratorq-TDCi (100kW/136PS) - DW.....	303-14C	5-Speed Automatic Transaxle - AW55 AWD.....	307-01A
2.0L Duratorq-TDCi (103kW/140PS) - DW.....	303-04D	6-Speed Automatic Transaxle - 6DCT450.....	307-01B
2.0L Duratorq-TDCi (103kW/140PS) - DW.....	303-04F	Accelerator Pedal Position (APP) Sensor.....	303-14A
2.0L Duratorq-TDCi (103kW/140PS) - DW.....	303-06C	Accelerator Pedal Position (APP) Sensor.....	303-14B
2.0L Duratorq-TDCi (103kW/140PS) - DW.....	303-14C	Air Bags and Safety Belt Pretensioners.....	501-20B
2.0L Duratorq-TDCi (120kW/163PS) - DW.....	303-04D	Air Bags and Safety Belt Pretensioners.....	501-20B
2.0L Duratorq-TDCi (120kW/163PS) - DW.....	303-04F	Air Conditioning (A/C) Clutch Relay.....	412-01
2.0L Duratorq-TDCi (120kW/163PS) - DW.....	303-06C	Air Conditioning (A/C) Cycling Switch.....	412-01
		Air Conditioning (A/C) Dual Pressure Switch.....	412-01
		Air Conditioning (A/C) Pressure Transducer.....	412-01
		Ambient Air Temperature Sensor.....	412-01
		Anti-Lock Brake System (ABS) Module.....	206-09A
		Anti-Lock Brake System (ABS) Module.....	206-09C
		Anti-Lock Control - Stability Assist.....	206-09B
		Anti-Theft Alarm Horn.....	419-01
		Anti-Theft Alarm Horn with Integral Battery.....	419-01

Index PAGE 2 OF 16

Anti-Theft Alarm Module.....	419-01	Audio System—Vehicles Without: Compact Disc (CD) Changer/Bluetooth and Voice Control.....	415-01
Anti-Theft Alarm System—LHD 4WD/LHD FWD, Vehicles With: Anti-Theft Alarm Horn with Integral Battery.....	419-01	Audio System—RHD 4WD/RHD FWD, Vehicles With: Compact Disc (CD) Changer, Vehicles Without: Bluetooth and Voice Control.....	415-01
Anti-Theft Alarm System—LHD 4WD/LHD FWD, Vehicles With: Anti-Theft Alarm Horn with Integral Battery.....	419-01	Audio Unit.....	415-01
Anti-Theft Alarm System—LHD 4WD/LHD FWD, Vehicles Without: Anti-Theft Alarm Horn with Integral Battery.....	419-01	Audio Unit.....	415-01
Anti-Theft Alarm System—RHD 4WD/RHD FWD, Vehicles With: Anti-Theft Alarm Horn with Integral Battery.....	419-01	Audio Unit.....	415-01
Anti-Theft Alarm System—RHD 4WD/RHD FWD, Vehicles Without: Anti-Theft Alarm Horn with Integral Battery.....	419-01	Audio Unit.....	415-01
Anti-Theft Alarm System—RHD 4WD/RHD FWD, Vehicles With: Anti-Theft Alarm Horn with Integral Battery.....	419-01	Audio Unit Antenna Amplifier.....	415-01
A-Pillar LH—LHD 4WD/LHD FWD.....	700-00	Auto-Dimming Interior Mirror.....	501-09
A-Pillar LH—RHD 4WD/RHD FWD.....	700-00	Autolamp and Rain Sensor.....	417-01
A-Pillar LH Ground Point.....	700-03	Autolamp Relay.....	417-01
A-Pillar RH—LHD 4WD/LHD FWD.....	700-00	Automatic Transmission/Transaxle.....	307-01A
A-Pillar RH—RHD 4WD/RHD FWD.....	700-00	Automatic Transmission/Transaxle.....	307-01B
A-Pillar RH Ground Point.....	700-03	Battery—2.5L Duratec (147kW/200PS) - V15, LHD 4WD.....	700-00
Audio Input Socket.....	415-01	Battery—2.0L Duratorq-TDCi (100kW/136PS) - DW, LHD 4WD/LHD FWD.....	700-00
Audio Remote Control.....	415-01	Battery—2.0L Duratorq-TDCi (100kW/136PS) - DW/2.0L Duratorq-TDCi (103kW/140PS) - DW/2.0L Duratorq-TDCi (120kW/163PS) - DW, LHD 4WD/LHD FWD, Emission Requirements: Stage V.....	700-00
Audio System—Vehicles With: Bluetooth and Voice Control, Vehicles Without: Compact Disc (CD) Changer.....	415-01	Battery—2.5L Duratec (147kW/200PS) - V15, RHD 4WD.....	700-00
Audio System—LHD 4WD/LHD FWD, Vehicles With: Compact Disc (CD) Changer, Vehicles Without: Bluetooth and Voice Control.....	415-01	Battery—2.0L Duratorq-TDCi (100kW/136PS) - DW, RHD 4WD/RHD FWD.....	700-00
		Battery—2.0L Duratorq-TDCi (100kW/136PS) - DW/2.0L Duratorq-TDCi (103kW/140PS) - DW/2.0L Duratorq-TDCi (120kW/163PS) - DW, RHD	

Index PAGE 3 OF 16

4WD/RHD FWD, Emission Requirements: Stage V.....	700-00	Climate Control—2.5L Duratec (147kW/200PS) - VI5, LHD 4WD, Vehicles With: Manual Temperature Control.....	412-01
Battery Ground Point.....	700-03	Climate Control—2.5L Duratec (147kW/200PS) - VI5, LHD 4WD, Vehicles With: Automatic Temperature Control.....	412-01
Battery Saver Relay.....	414-01	Climate Control—2.0L Duratorq-TDCi (100kW/136PS) - DW, LHD 4WD/LHD FWD, Vehicles With: Manual Temperature Control.....	412-01
Blower Motor.....	412-01	Climate Control—2.0L Duratorq-TDCi (100kW/136PS) - DW/2.0L Duratorq-TDCi (103kW/140PS) - DW/2.0L Duratorq-TDCi (120kW/163PS) - DW, LHD 4WD/LHD FWD, Emission Requirements: Stage V, Vehicles With: Manual Temperature Control.....	412-01
Blower Motor.....	412-01	Climate Control—2.0L Duratorq-TDCi (100kW/136PS) - DW/2.0L Duratorq-TDCi (103kW/140PS) - DW/2.0L Duratorq-TDCi (120kW/163PS) - DW, LHD 4WD/LHD FWD, Emission Requirements: Stage V, Vehicles With: Automatic Temperature Control.....	412-01
Blower Motor Control Module.....	412-01	Climate Control—2.5L Duratec (147kW/200PS) - VI5, RHD 4WD, Vehicles With: Manual Temperature Control.....	412-01
Blower Motor Relay.....	412-01	Climate Control—2.5L Duratec (147kW/200PS) - VI5, RHD 4WD, Vehicles With: Automatic Temperature Control.....	412-01
Blower Motor Resistor.....	412-01	Climate Control—2.0L Duratorq-TDCi (100kW/136PS) - DW, RHD 4WD/RHD FWD, Vehicles With: Automatic Temperature Control.....	412-01
Brake Pedal Position (BPP) Switch.....	303-14A	Climate Control—2.0L Duratorq-TDCi (100kW/136PS) - DW/2.0L Duratorq-TDCi (103kW/140PS) - DW/2.0L Duratorq-TDCi (120kW/163PS) - DW, RHD 4WD/RHD FWD, Temperature Control.....	412-01
Brake Pedal Position (BPP) Switch.....	303-14B		
Brake Vacuum Pump.....	206-07		
Brake Vacuum Switch.....	206-07		
Catalyst Monitor Sensor.....	303-14A		
Catalytic Converter Differential Pressure Sensor.....	303-14B		
Cellular Phone Microphone.....	415-01		
Center Register Air Discharge Temperature Sensor.....	412-01		
Center Register Air Discharge Temperature Sensor.....	412-01		
Central Junction Box (CJB).....	418-00		
Central Junction Box (CJB).....	418-00		
Central Junction Box (CJB).....	418-00		
Central Junction Box (CJB).....	418-00		
Charging System—2.5L Duratec (147kW/200PS) - VI5.....	414-02		
Charging System—2.0L Duratorq-TDCi (100kW/136PS) - DW.....	414-02		
Cigar Lighter.....	501-12		
Cigar Lighter.....	501-12		
Cigar Lighter and Power Points.....	700-02		
Climate Control—LHD 4WD/LHD FWD, Vehicles Without: Air Conditioning.....	412-01		
Climate Control—RHD 4WD/RHD FWD, Vehicles Without: Air Conditioning.....	412-01		

Index PAGE 4 OF 16

Emission Requirements: Stage V, Vehicles With: Automatic Temperature Control.....	412-01	Communications Network - High-Speed (HS) Controller Area Network (CAN) Bus—2.5L Duratec (147kW/200PS) - VI5, Vehicles With: 6-Speed Manual Transaxle - M66 AWD.....	418-00
Climate Control—2.0L Duratorq-TDCi (100kW/136PS) - DW, RHD 4WD/RHD FWD, Vehicles With: Manual Temperature Control.....	412-01	Communications Network - High-Speed (HS) Controller Area Network (CAN) Bus—2.5L Duratec (147kW/200PS) - VI5, Vehicles With: 5-Speed Automatic Transaxle - AW55 AWD.....	418-00
Climate Control—2.0L Duratorq-TDCi (100kW/136PS) - DW/2.0L Duratorq-TDCi (103kW/140PS) - DW/2.0L Duratorq-TDCi (120kW/163PS) - DW, RHD 4WD/RHD FWD, Emission Requirements: Stage V, Vehicles With: Manual Temperature Control.....	412-01	Communications Network - High-Speed (HS) Controller Area Network (CAN) Bus—2.0L Duratorq-TDCi (100kW/136PS) - DW.....	418-00
Climate Control Module.....	412-01	Communications Network - High-Speed (HS) Controller Area Network (CAN) Bus—2.0L Duratorq-TDCi (100kW/136PS) - DW/2.0L Duratorq-TDCi (103kW/140PS) - DW/2.0L Duratorq-TDCi (120kW/163PS) - DW, Vehicles With: 6-Speed Manual Transaxle - MMT6, Emission Requirements: Stage V AWD/FWD.....	418-00
Climate Control Module.....	412-01	Communications Network - High-Speed (HS) Controller Area Network (CAN) Bus—2.0L Duratorq-TDCi (100kW/136PS) - DW/2.0L Duratorq-TDCi (103kW/140PS) - DW, Vehicles With: 6-Speed Automatic Transaxle - 6DCT450, LHD 4WD/RHD 4WD, Emission Requirements: Stage V.....	418-00
Climate Control Module.....	412-01	Communications Network - Local Interconnect Network (LIN) Bus—LHD 4WD/LHD FWD.....	418-00
Clockspring.....	501-20B		
Clockspring.....	501-20B		
Clutch and Clutch Field Coil.....	412-01		
Clutch and Clutch Field Coil.....	412-01		
Clutch and Clutch Field Coil—D.....	412-01		
Clutch and Clutch Field Coil—D.....	412-01		
Clutch Pedal Position (CPP) Switch.....	303-14A		
Clutch Pedal Position (CPP) Switch.....	303-14A		
Clutch Pedal Position (CPP) Switch.....	303-14A		
Clutch Pedal Position (CPP) Switch.....	303-14B		
Clutch Pedal Position (CPP) Switch.....	303-14B		
Clutch Pedal Position (CPP) Switch.....	303-14B		
Communications Module.....	415-01		
Communications Network - High-Speed (HS) Controller Area Network (CAN) Bus—2.5L Duratec (147kW/200PS) - VI5.....	418-00		

Index PAGE 5 OF 16

Communications Network - Local Interconnect Network (LIN) Bus—RHD 4WD/RHD FWD.....	418-00	Data Link Connector (DLC).....	418-00
Communications Network - Mid-Speed (MS) Controller Area Network (CAN) Bus—LHD 4WD/LHD FWD.....	418-00	Daytime Running Lamps (DRL).....	417-04
Communications Network - Mid-Speed (MS) Controller Area Network (CAN) Bus—RHD 4WD/RHD FWD.....	418-00	Daytime Running Lamps (DRL) Relay.....	417-04
Compact Disc (CD) Changer.....	415-01	Defrost Vent/Register Blend Door Actuator.....	412-01
Cooling Fan—2.5L Duratec (147kW/200PS) - VI5.....	700-00	Diagnostics.....	418-00
Cooling Fan—2.0L Duratorq-TDCi (100kW/136PS) - DW.....	700-00	Diesel Particulate Filter (DPF) Differential Pressure Sensor.....	303-14C
Cooling Fan—2.0L Duratorq-TDCi (100kW/136PS) - DW/2.0L Duratorq-TDCi (103kW/140PS) - DW/2.0L Duratorq-TDCi (120kW/163PS) - DW, Emission Requirements: Stage V.....	700-00	Direct Current/Alternating Current (DC/AC) Inverter.....	310-01
Cooling Fan Motor.....	303-03	D-Pillar LH Ground Point—LHD 4WD/LHD FWD.....	700-03
Cooling Fan Relay.....	303-03	D-Pillar LH Ground Point—RHD 4WD/RHD FWD.....	700-03
Courtesy and Demand Lighting—LHD 4WD/LHD FWD, Vehicles Without: Door Module.....	417-02	D-Pillar RH Ground Point—LHD 4WD/LHD FWD.....	700-03
Courtesy and Demand Lighting—LHD 4WD/LHD FWD, Vehicles With: Door Module.....	417-02	D-Pillar RH Ground Point—RHD 4WD/RHD FWD.....	700-03
Courtesy and Demand Lighting—RHD 4WD/RHD FWD, Vehicles Without: Door Module.....	417-02	Driver Air Bag Module.....	501-20B
Courtesy and Demand Lighting—RHD 4WD/RHD FWD, Vehicles With: Door Module.....	417-02	Driver Door Latch.....	501-14
Crankshaft Position (CKP) Sensor.....	303-14A	Driver Door Lock Control Switch.....	501-11
Crankshaft Position (CKP) Sensor—D.....	303-14C	Driver Door Module (DDM).....	419-10
		Driver Door Module (DDM).....	419-10
		Driver Heated Seat Module.....	501-10
		Driver Heated Seat Module.....	501-10
		Driver Heated Seat Switch.....	501-10
		Driver Safety Belt Buckle Switch.....	501-20A
		Driver Safety Belt Pretensioner.....	501-20A
		Driver Seat.....	501-10
		Driver Seat.....	501-10
		Driver Seat.....	501-10
		Driver Seat.....	501-10
		Driver Seat.....	501-10
		Driver Seat.....	501-10
		Driver Seat.....	501-10
		Driver Seat.....	501-10
		Driver Seat.....	501-10
		Driver Side Air Bag Module.....	501-20B

Index PAGE 6 OF 16

Driver Side Air Curtain Module.....	501-20B	4WD/RHD FWD, Emission Requirements: Stage V.....	700-00
Driver Side Impact Sensor.....	501-20B	Engine Compartment Right-Hand View—2.5L Duratec (147kW/200PS) - VI5, LHD 4WD.....	700-00
Driver Side Instrument Panel Ambient Lighting Lamp.....	417-02	Engine Compartment Right-Hand View—2.0L Duratorq-TDCi (100kW/136PS) - DW, LHD 4WD/LHD FWD.....	700-00
Electric Booster Heater.....	412-02	Engine Compartment Right-Hand View—2.0L Duratorq-TDCi (100kW/136PS) - DW/2.0L Duratorq-TDCi (103kW/140PS) - DW/2.0L Duratorq-TDCi (120kW/163PS) - DW, LHD 4WD/LHD FWD, Emission Requirements: Stage V.....	700-00
Electric Booster Heater Module.....	412-02	Engine Compartment Right-Hand View—2.5L Duratec (147kW/200PS) - VI5, RHD 4WD.....	700-00
Electric Booster Heater Module.....	412-02	Engine Compartment Right-Hand View—2.0L Duratorq-TDCi (100kW/136PS) - DW, RHD 4WD/RHD FWD.....	700-00
Electric Booster Heater Relay.....	412-02	Engine Compartment Right-Hand View—2.0L Duratorq-TDCi (100kW/136PS) - DW/2.0L Duratorq-TDCi (120kW/163PS) - DW, RHD 4WD/RHD FWD, Emission Requirements: Stage V.....	700-00
Engine Compartment Ground Point LH.....	700-03	Engine Control—Vehicles With: 6-Speed Manual Transaxle - M66 AWD, LHD 4WD.....	303-14A
Engine Compartment Ground Point RH.....	700-03	Engine Control—Vehicles With: 5-Speed Automatic Transaxle - AW55 AWD, LHD 4WD.....	303-14A
Engine Compartment Left-Hand View—2.5L Duratec (147kW/200PS) - VI5, LHD 4WD.....	700-00	Engine Control—Vehicles With: 6-Speed Manual Transaxle - M66 AWD, RHD 4WD.....	303-14A
Engine Compartment Left-Hand View—2.0L Duratorq-TDCi (100kW/136PS) - DW, LHD 4WD/LHD FWD.....	700-00	Engine Control—Vehicles With: 5-Speed Automatic Transaxle - AW55 AWD, RHD 4WD.....	303-14A
Engine Compartment Left-Hand View—2.0L Duratorq-TDCi (100kW/136PS) - DW/2.0L Duratorq-TDCi (103kW/140PS) - DW/2.0L Duratorq-TDCi (120kW/163PS) - DW, LHD 4WD/LHD FWD, Emission Requirements: Stage V.....	700-00		
Engine Compartment Left-Hand View—2.5L Duratec (147kW/200PS) - VI5, RHD 4WD.....	700-00		
Engine Compartment Left-Hand View—2.0L Duratorq-TDCi (100kW/136PS) - DW, RHD 4WD/RHD FWD.....	700-00		
Engine Compartment Left-Hand View—2.0L Duratorq-TDCi (100kW/136PS) - DW/2.0L Duratorq-TDCi (103kW/140PS) - DW/2.0L Duratorq-TDCi (120kW/163PS) - DW, RHD			

Index PAGE 7 OF 16

Engine Control—LHD 4WD/LHD FWD.....	303-14B	Engine Oil Pressure (EOP) Switch—C.....	303-14C
Engine Control—RHD 4WD/RHD FWD.....	303-14B	Engine Rear View—2.5L Duratec (147kW/200PS) - VI5, Vehicles With: 6-Speed Manual Transaxle - M66 AWD.....	700-00
Engine Control—LHD 4WD/LHD FWD.....	303-14C	Engine Rear View—2.5L Duratec (147kW/200PS) - VI5, Vehicles With: 5-Speed Automatic Transaxle - AW55 AWD.....	700-00
Engine Control—RHD 4WD/RHD FWD.....	303-14C	Engine Rear View—2.0L Duratorq-TDCi (100kW/136PS) - DW, Vehicles With: 6-Speed Manual Transaxle - MMT6.....	700-00
Engine Coolant Temperature (ECT) Sensor.....	303-14A	Engine Rear View—2.0L Duratorq-TDCi (100kW/136PS) - DW/2.0L Duratorq-TDCi (103kW/140PS) - DW/2.0L Duratorq-TDCi (120kW/163PS) - DW, Vehicles With: 6-Speed Manual Transaxle - MMT6, Emission Requirements: Stage V.....	700-00
Engine Coolant Temperature (ECT) Sensor.....	303-14B	Engine Rear View—2.0L Duratorq-TDCi (100kW/136PS) - DW/2.0L Duratorq-TDCi (103kW/140PS) - DW/2.0L Duratorq-TDCi (120kW/163PS) - DW, Vehicles With: 6-Speed Automatic Transaxle - 6DCT450, Emission Requirements: Stage V AWD.....	700-00
Engine Coolant Temperature (ECT) Sensor—D.....	303-14C	Engine Upper View—2.5L Duratec (147kW/200PS) - VI5, Vehicles With: 6-Speed Manual Transaxle - M66 AWD.....	700-00
Engine Front View—2.5L Duratec (147kW/200PS) - VI5, Vehicles With: 6-Speed Manual Transaxle - M66 AWD.....	700-00	Engine Upper View—2.5L Duratec (147kW/200PS) - VI5, Vehicles With: 5-Speed Automatic Transaxle - AW55 AWD.....	700-00
Engine Front View—2.5L Duratec (147kW/200PS) - VI5, Vehicles With: 5-Speed Automatic Transaxle - AW55 AWD.....	700-00	Engine Upper View—2.0L Duratorq-TDCi (100kW/136PS) - DW/2.0L Duratorq-TDCi (103kW/140PS) - DW/2.0L Duratorq-TDCi (120kW/163PS)	
Engine Front View—2.0L Duratorq-TDCi (100kW/136PS) - DW, Vehicles With: 6-Speed Manual Transaxle - MMT6.....	700-00		
Engine Front View—2.0L Duratorq-TDCi (100kW/136PS) - DW/2.0L Duratorq-TDCi (103kW/140PS) - DW/2.0L Duratorq-TDCi (120kW/163PS) - DW, Vehicles With: 6-Speed Manual Transaxle - MMT6, Emission Requirements: Stage V.....	700-00		
Engine Front View—2.0L Duratorq-TDCi (100kW/136PS) - DW/2.0L Duratorq-TDCi (103kW/140PS) - DW/2.0L Duratorq-TDCi (120kW/163PS) - DW, Vehicles With: 6-Speed Automatic Transaxle - 6DCT450, Emission Requirements: Stage V AWD.....	700-00		
Engine Oil Pressure (EOP) Switch.....	303-14B		

Index PAGE 8 OF 16

- DW, Vehicles With: 6-Speed Manual Transaxle - MMT6, Emission Requirements: Stage V.....	700-00	Exterior Lighting—Vehicles With: Adaptive Front Lighting/High Intensity Discharge Headlamps.....	417-01
Engine Upper View—2.0L Duratorq-TDCi (100kW/136PS) - DW/2.0L Duratorq-TDCi (103kW/140PS) - DW/2.0L Duratorq-TDCi (120kW/163PS) - DW, Vehicles With: 6-Speed Automatic Transaxle - 6DCT450, Emission Requirements: Stage V AWD.....	700-00	Exterior Mirror Control Switch.....	501-09
Evaporative Emission Canister Purge Valve.....	303-13	Exterior Mirror Control Switch.....	501-09
Exhaust Camshaft Position (CMP) Sensor.....	303-14A	Exterior Mirror LH.....	501-09
Exhaust Gas Recirculation (EGR) Cooler Bypass Valve—A.....	303-08B	Exterior Mirror RH.....	501-09
Exhaust Gas Recirculation (EGR) Cooler Bypass Valve Position Sensor—C.....	303-08B	Fog Lamps.....	417-01
Exhaust Gas Recirculation (EGR) Vacuum Regulator Valve.....	303-08B	Footwell Air Discharge Temperature Sensor.....	412-01
Exhaust Gas Recirculation (EGR) Valve—B.....	303-08B	Footwell Air Discharge Temperature Sensor.....	412-01
Exhaust Gas Recirculation (EGR) Valve Position Sensor.....	303-08B	Footwell Lamp LH.....	417-02
Exhaust Gas Temperature Sensor.....	303-14B	Footwell Lamp RH.....	417-02
Exhaust Gas Temperature Sensor.....	303-14B	Footwell Vent/Duct Blend Door Actuator.....	412-01
Exhaust Variable Valve Timing (VVT) Oil Control Solenoid.....	303-14A	Four-Wheel Drive (4WD) Control Module.....	308-07
Exterior Lighting—Vehicles Without: Adaptive Front Lighting/High Intensity Discharge Headlamps.....	417-01	Front Bumper—2.5L Duratec (147kW/200PS) - VI5, LHD 4WD.....	700-00
Exterior Lighting—Vehicles With: Adaptive Front Lighting, Vehicles Without: High Intensity Discharge Headlamps.....	417-01	Front Bumper—2.5L Duratec (147kW/200PS) - VI5, RHD 4WD.....	700-00
		Front Bumper—2.0L Duratorq-TDCi (100kW/136PS) - DW, LHD 4WD/LHD FWD.....	700-00
		Front Bumper—2.0L Duratorq-TDCi (100kW/136PS) - DW/2.0L Duratorq-TDCi (103kW/140PS) - DW/2.0L Duratorq-TDCi (120kW/163PS) - DW, LHD 4WD/LHD FWD, Emission Requirements: Stage V.....	700-00
		Front Bumper—2.0L Duratorq-TDCi (100kW/136PS) - DW, RHD 4WD/RHD FWD.....	700-00
		Front Bumper—2.0L Duratorq-TDCi (100kW/136PS) - DW/2.0L Duratorq-TDCi (103kW/140PS) - DW/2.0L Duratorq-TDCi (120kW/163PS) - DW, RHD 4WD/RHD FWD, Emission Requirements: Stage V.....	700-00

Index PAGE 9 OF 16

Front Door Latch Release Motor LH.....	501-14	Front Wheel Speed Sensor LH.....	206-09C
Front Door Latch Release Motor RH.....	501-14	Front Wheel Speed Sensor RH.....	206-09A
Front Door Lock Switch LH.....	501-14	Front Wheel Speed Sensor RH.....	206-09C
Front Door Lock Switch RH.....	501-14	Fuel Filler Door Relay.....	501-14
Front Door Speaker LH.....	415-01	Fuel Fired Booster Heater.....	412-02
Front Door Speaker RH.....	415-01	Fuel Fired Booster Heater Coolant Pump.....	412-02
Front Door Tweeter Speaker LH.....	415-01	Fuel Fired Booster Heater Coolant Pump.....	412-02
Front Door Tweeter Speaker RH.....	415-01	Fuel Fired Booster Heater Module.....	412-02
Front Door Unlock Switch LH.....	501-14	Fuel Heater.....	303-04C
Front Door Unlock Switch RH.....	501-14	Fuel Heater—A.....	303-04D
Front Fender LH.....	700-00	Fuel Injection Pump.....	303-04C
Front Fender RH.....	700-00	Fuel Injector 1.....	303-04A
Front Floor Left-Hand View—LHD 4WD/LHD FWD.....	700-00	Fuel Injector 1.....	303-04C
Front Floor Left-Hand View—RHD 4WD/RHD FWD.....	700-00	Fuel Injector 1—B.....	303-04D
Front Floor Right-Hand View—LHD 4WD/LHD FWD.....	700-00	Fuel Injector 2.....	303-04A
Front Floor Right-Hand View—RHD 4WD/RHD FWD.....	700-00	Fuel Injector 2.....	303-04C
Front Fog Lamp LH.....	417-01	Fuel Injector 2—B.....	303-04D
Front Fog Lamp RH.....	417-01	Fuel Injector 3.....	303-04A
Front Impact Severity Sensor.....	501-20B	Fuel Injector 3.....	303-04C
Front Inner Parking Aid Sensor LH.....	413-13	Fuel Injector 3—B.....	303-04D
Front Inner Parking Aid Sensor RH.....	413-13	Fuel Injector 4.....	303-04A
Front Interior Lamp.....	417-02	Fuel Injector 4.....	303-04C
Front Interior Lamp.....	417-02	Fuel Injector 4—B.....	303-04D
Front Interior Lamp.....	417-02	Fuel Injector 5.....	303-04A
Front Outer Parking Aid Sensor LH.....	413-13	Fuel Metering Valve.....	303-04C
Front Outer Parking Aid Sensor RH.....	413-13	Fuel Metering Valve.....	303-04D
Front Parking Aid Speaker.....	413-13	Fuel Pressure Regulator.....	303-04C
Front Wheel Speed Sensor LH.....	206-09A	Fuel Pump and Sender Unit.....	310-01
		Fuel Pump Driver Module (FPDM).....	303-04A
		Fuel Pump Relay.....	310-01
		Fuel Rail Pressure (FRP) Sensor.....	303-14A
		Fuel Rail Pressure (FRP) Sensor.....	303-14B
		Fuel Rail Pressure (FRP) Sensor—A.....	303-14C
		Fuel Rail Pressure and Temperature Sensor.....	303-14A
		Fuel Rail Temperature Sensor.....	303-14A

Index PAGE 10 OF 16

Fuel Rail Temperature Sensor.....	303-14B	Heated Rear Window Switch.....	501-11
Fuel Rail Temperature Sensor—A.....	303-14C	Heated Seats—LHD 4WD/LHD FWD.....	501-10
Fuel Vaporizer System Fuel Pump—A.....	309-00	Heated Seats—RHD 4WD/RHD FWD.....	501-10
Fuel Vaporizer System Glow Plug—A.....	309-00	Heated Windshield Element.....	501-11
Generator.....	414-02	Heated Windshield Relay.....	501-11
Generator.....	414-02	Heated Windshield Switch and Heated Rear Window Switch Assembly.....	501-11
Generator.....	414-02	Heated Windshield, Rear Window, Exterior Mirrors and Washer Jets—Vehicles Without: Door Module.....	501-11
Glove Compartment Lamp.....	417-02	Heated Windshield, Rear Window, Exterior Mirrors and Washer Jets—Vehicles Without: Door Module.....	501-11
Glow Plug 1.....	303-07B	Heated Windshield, Rear Window, Exterior Mirrors and Washer Jets—Vehicles With: Door Module.....	501-11
Glow Plug 2.....	303-07B	Heated Windshield, Rear Window, Exterior Mirrors and Washer Jets—Vehicles With: Door Module.....	501-11
Glow Plug 3.....	303-07B	Heater Core Housing Left-Hand View—LHD 4WD/LHD FWD, Vehicles With: Air Conditioning/Automatic Temperature Control.....	700-00
Glow Plug 4.....	303-07B	Heater Core Housing Left-Hand View—LHD 4WD/LHD FWD, Vehicles With: Air Conditioning/Manual Temperature Control.....	700-00
Glow Plug Module.....	303-07B	Heater Core Housing Left-Hand View—RHD 4WD/RHD FWD, Vehicles With: Air Conditioning/Automatic Temperature Control.....	700-00
Glow Plug Relay.....	303-07B	Heater Core Housing Left-Hand View—RHD 4WD/RHD FWD, Vehicles With: Air Conditioning/Manual Temperature Control.....	700-00
Headlamp Assembly LH.....	417-01		
Headlamp Assembly RH.....	417-01		
Headlamp Control Module.....	417-01		
Headlamp High Beam Relay.....	417-01		
Headlamp Leveling Front Sensor.....	417-01		
Headlamp Leveling Rear Sensor.....	417-01		
Headlamp Low Beam Relay.....	417-01		
Headlamp Switch.....	417-01		
Headlamp Washer.....	501-16		
Headlamp Washer.....	501-16		
Headlamp Washer Pump.....	501-16		
Headlamp Washer Pump Relay.....	501-16		
Headliner—LHD 4WD/LHD FWD.....	700-00		
Headliner—RHD 4WD/RHD FWD.....	700-00		
Heated Oxygen Sensor (HO ₂ S).....	303-14A		
Heated Oxygen Sensor (HO ₂ S).....	303-14C		
Heated Rear Window Element.....	501-11		
Heated Rear Window Element.....	501-11		

Index PAGE 11 OF 16

Heater Core Housing Right-Hand View—LHD 4WD/LHD FWD, Vehicles With: Air Conditioning/Automatic Temperature Control.....	700-00	In-Line Connector 113.....	700-04
Heater Core Housing Right-Hand View—LHD 4WD/LHD FWD, Vehicles With: Air Conditioning/Manual Temperature Control.....	700-00	In-Line Connector 114.....	700-04
Heater Core Housing Right-Hand View—RHD 4WD/RHD FWD, Vehicles With: Air Conditioning/Automatic Temperature Control.....	700-00	In-Line Connector 115.....	700-04
Heater Core Housing Right-Hand View—RHD 4WD/RHD FWD, Vehicles With: Air Conditioning/Manual Temperature Control.....	700-00	In-Line Connector 117.....	700-04
High Mounted Stoplamp.....	417-01	In-Line Connector 118.....	700-04
Hood Switch.....	419-01	In-Line Connector 234.....	700-04
Horn.....	413-06	In-Line Connector 235.....	700-04
Horn.....	413-06	In-Line Connector 30.....	700-04
Horn.....	413-06	In-Line Connector 309.....	700-04
Horn Relay.....	413-06	In-Line Connector 31.....	700-04
Horn Switch.....	413-06	In-Line Connector 32.....	700-04
Horn Switch.....	413-06	In-Line Connector 33.....	700-04
Ignition Coil-On-Plug 1.....	303-07A	In-Line Connector 336.....	700-04
Ignition Coil-On-Plug 2.....	303-07A	In-Line Connector 34.....	700-04
Ignition Coil-On-Plug 3.....	303-07A	In-Line Connector 340.....	700-04
Ignition Coil-On-Plug 4.....	303-07A	In-Line Connector 346.....	700-04
Ignition Coil-On-Plug 5.....	303-07A	In-Line Connector 348.....	700-04
Ignition Overload Relay.....	211-05	In-Line Connector 41.....	700-04
Ignition Relay.....	211-05	In-Line Connector 43.....	700-04
Ignition Switch.....	211-05	In-Line Connector 44.....	700-04
Ignition Switch and Hazard Flasher Switch Unit.....	211-05	In-Line Connector 45.....	700-04
Inertia Fuel Shutoff (IFS) Switch.....	310-01	In-Line Connector 47.....	700-04
In-Line Connector 11.....	700-04	In-Line Connector 49.....	700-04
In-Line Connector 11.....	700-04	In-Line Connector 51.....	700-04
In-Line Connector 11.....	700-04	In-Line Connector 52.....	700-04
In-Line Connector 11.....	700-04	In-Line Connector 53.....	700-04
In-Line Connector 11.....	700-04	In-Line Connector 54.....	700-04
In-Line Connector 11—X.....	700-04	In-Line Connector 55.....	700-04
In-Line Connector 11—Y.....	700-04	In-Line Connector 57.....	700-04
In-Line Connector 111.....	700-04	In-Line Connector 58.....	700-04
In-Line Connector 112.....	700-04	In-Line Connector 608.....	700-04
		In-Line Connector 609.....	700-04
		In-Line Connector 625.....	700-04
		In-Line Connector 64.....	700-04
		In-Line Connector 649.....	700-04
		In-Line Connector 77.....	700-04
		In-Line Connector 778.....	700-04
		In-Line Connector 79.....	700-04
		In-Line Connector 829.....	700-04
		In-Line Connector 90.....	700-04
		In-Line Connector 91.....	700-04
		In-Line Connector 95.....	700-04
		In-Line Connector 96.....	700-04
		In-Line Connector 98.....	700-04
		In-Line Connector 99.....	700-04
		Inner Wheelhouse LH.....	700-00
		Inner Wheelhouse RH.....	700-00
		Instrument Cluster—2.5L Duratec (147kW/200PS) - VI5, LHD 4WD.....	413-01

Index PAGE 12 OF 16

Instrument Cluster—2.0L Duratorq-TDCi (100kW/136PS) - DW/2.0L Duratorq-TDCi (103kW/140PS) - DW/2.0L Duratorq-TDCi (120kW/163PS) - DW, LHD 4WD/LHD FWD, Emission Requirements: Stage V.....	413-01	In-Vehicle Crossbeam Ground Point LH—LHD 4WD/LHD FWD.....	700-03
Instrument Cluster—2.5L Duratec (147kW/200PS) - VI5, RHD 4WD.....	413-01	In-Vehicle Crossbeam Ground Point LH—RHD 4WD/RHD FWD.....	700-03
Instrument Cluster—2.0L Duratorq-TDCi (100kW/136PS) - DW/2.0L Duratorq-TDCi (103kW/140PS) - DW/2.0L Duratorq-TDCi (120kW/163PS) - DW, RHD 4WD, Emission Requirements: Stage V.....	413-01	In-Vehicle Crossbeam Ground Point RH—LHD 4WD/LHD FWD.....	700-03
Instrument Cluster.....	413-01	In-Vehicle Crossbeam Ground Point RH—RHD 4WD/RHD FWD.....	700-03
Instrument Cluster and Panel Illumination—Vehicles With: 5-Speed Automatic Transaxle - AW55 AWD/6-Speed Automatic Transaxle - 6DCT450 AWD.....	417-02	In-Vehicle Temperature Sensor.....	412-01
Instrument Cluster and Panel Illumination—Vehicles With: 6-Speed Manual Transaxle - M66 AWD/6-Speed Manual Transaxle - MMT6 AWD/FWD.....	417-02	Keyless Vehicle Center Antenna.....	501-14
Instrument Panel—LHD 4WD/LHD FWD.....	700-00	Keyless Vehicle Front Antenna LH.....	501-14
Instrument Panel—RHD 4WD/RHD FWD.....	700-00	Keyless Vehicle Front Antenna RH.....	501-14
Intake Air Temperature (IAT) Sensor.....	303-14B	Keyless Vehicle Module (KVM).....	501-14
Intake Camshaft Position (CMP) Sensor.....	303-14A	Keyless Vehicle Module (KVM).....	501-14
Intake Camshaft Position (CMP) Sensor.....	303-14B	Keyless Vehicle Module (KVM).....	501-14
Intake Camshaft Position (CMP) Sensor.....	303-14C	Keyless Vehicle Module (KVM).....	501-14
Intake Variable Valve Timing (VVT) Oil Control Solenoid.....	303-14A	Keyless Vehicle Module (KVM).....	501-14
Intrusion Sensor.....	419-01	Keyless Vehicle Module (KVM).....	501-14
In-Vehicle Crossbeam Center Ground Point.....	700-03	Keyless Vehicle Rear Antenna.....	501-14
		Keyless Vehicle Rear Bumper Antenna.....	501-14
		Knock Sensor (KS).....	303-14A
		LHD 4WD.....	307-01B
		License Plate Lamp LH.....	417-01
		License Plate Lamp RH.....	417-01
		Liftgate Exterior View.....	700-00
		Liftgate Interior View.....	700-00
		Liftgate/Luggage Compartment Lid Latch.....	501-14
		Liftgate/Luggage Compartment Lid Release Switch.....	501-14
		Low Brake Fluid Warning Indicator Switch.....	206-06
		Low Washer Fluid Warning Indicator Switch.....	413-09
		Luggage Compartment Lamp.....	417-02

Index PAGE 13 OF 16

Luggage Compartment Power Outlet Socket.....	501-12	Passenger Heated Seat Switch.....	501-10
Manifold Absolute Pressure and Temperature (MAPT) Sensor.....	303-14A	Passenger Safety Belt Buckle Switch.....	501-20A
Manifold Absolute Pressure and Temperature (MAPT) Sensor—A.....	303-14C	Passenger Safety Belt Buckle Switch.....	501-20A
Mass Air Flow (MAF) Sensor.....	303-14A	Passenger Safety Belt Pretensioner.....	501-20A
Mass Air Flow (MAF) Sensor.....	303-14B	Passenger Side Air Bag Module.....	501-20B
Mass Air Flow (MAF) Sensor.....	303-14B	Passenger Side Air Curtain Module.....	501-20B
Mass Air Flow (MAF) Sensor—C.....	303-14C	Passenger Side Impact Sensor.....	501-20B
Navigation System.....	415-01	Positive Crankcase Ventilation (PCV) Valve.....	303-08B
Navigation System Module.....	415-01	Positive Crankcase Ventilation (PCV) Valve Heater Element.....	303-08A
Parking Aid—Vehicles Without: Parking Aid Camera.....	413-13	Post DPF Exhaust Gas Temperature Sensor.....	303-14C
Parking Aid—Vehicles With: Parking Aid Camera.....	413-13	Power Distribution - Battery Junction Box (BJB).....	700-01
Parking Aid Camera Module—A.....	413-13	Power Distribution - Central Junction Box (CJB).....	700-01
Parking Aid Camera Module—B.....	413-13	Power Door Locks—LHD 4WD/LHD FWD, Vehicles Without: Remote Keyless Entry (RKE).....	501-14
Parking Aid Camera Module—C.....	413-13	Power Door Locks—LHD 4WD/LHD FWD, Vehicles Without: Remote Keyless Entry (RKE).....	501-14
Parking Aid Module.....	413-13	Power Door Locks—2.5L Duratec (147kW/200PS) - VI5, LHD 4WD, Vehicles With: Remote Keyless Entry (RKE).....	501-14
Parking Aid Module.....	413-13	Power Door Locks—2.5L Duratec (147kW/200PS) - VI5, LHD 4WD, Vehicles With: Remote Keyless Entry (RKE).....	501-14
Parking Aid Module.....	413-13	Power Door Locks—2.0L Duratorq-TDCi (100kW/136PS) - DW, LHD 4WD/LHD FWD, Vehicles With: Remote Keyless Entry (RKE).....	501-14
Parking Aid Switch.....	413-13	Power Door Locks—2.0L Duratorq-TDCi (100kW/136PS) - DW/2.0L Duratorq-TDCi (103kW/140PS) - DW/2.0L	
Parking Brake Switch.....	206-05		
Parking Brake Switch.....	206-05		
Parking Lamps.....	417-01		
Passenger Air Bag Deactivation (PAD) Switch.....	501-20B		
Passenger Air Bag Module.....	501-20B		
Passenger Door Latch.....	501-14		
Passenger Door Module (PDM).....	419-10		
Passenger Door Module (PDM).....	419-10		
Passenger Door Window Control Switch.....	501-11		
Passenger Heated Seat Module.....	501-10		
Passenger Heated Seat Module.....	501-10		

Index PAGE 14 OF 16

Duratorq-TDCi (120kW/163PS) - DW, LHD 4WD/LHD FWD, Emission Requirements: Stage V, Vehicles With: Remote Keyless Entry (RKE).....	501-14	Power Steering Control (PSC) Module.....	211-02
Power Door Locks—RHD 4WD/RHD FWD, Vehicles Without: Remote Keyless Entry (RKE).....	501-14	Power Steering Control (PSC) Module.....	211-02
Power Door Locks—RHD 4WD/RHD FWD, Vehicles Without: Remote Keyless Entry (RKE).....	501-14	Power Steering Control (PSC) Module.....	211-02
Power Door Locks—2.5L Duratec (147kW/200PS) - VI5, RHD 4WD, Vehicles With: Remote Keyless Entry (RKE).....	501-14	Power Windows—LHD 4WD/LHD FWD.....	501-11
Power Door Locks—2.5L Duratec (147kW/200PS) - VI5, RHD 4WD, Vehicles With: Remote Keyless Entry (RKE).....	501-14	Power Windows—RHD 4WD/RHD FWD.....	501-11
Power Door Locks—2.0L Duratorq-TDCi (100kW/136PS) - DW, RHD 4WD/RHD FWD, Vehicles With: Remote Keyless Entry (RKE).....	501-14	Powertrain Control Module (PCM).....	303-14A
Power Door Locks—2.0L Duratorq-TDCi (100kW/136PS) - DW/2.0L Duratorq-TDCi (103kW/140PS) - DW/2.0L Duratorq-TDCi (120kW/163PS) - DW, RHD 4WD/RHD FWD, Emission Requirements: Stage V, Vehicles With: Remote Keyless Entry (RKE).....	501-14	Powertrain Control Module (PCM).....	303-14A
Power Exterior Mirrors—LHD 4WD/LHD FWD.....	501-09	Powertrain Control Module (PCM).....	303-14B
Power Exterior Mirrors—LHD 4WD/LHD FWD.....	501-09	Powertrain Control Module (PCM).....	303-14B
Power Exterior Mirrors—RHD 4WD/RHD FWD.....	501-09	Powertrain Control Module (PCM).....	303-14B
Power Exterior Mirrors—RHD 4WD/RHD FWD.....	501-09	Powertrain Control Module (PCM).....	303-14B
Power Seats—LHD 4WD/LHD FWD.....	501-10	Powertrain Control Module (PCM).....	303-14B
Power Seats—RHD 4WD/RHD FWD.....	501-10	Powertrain Control Module (PCM)—C.....	303-14C
Power Steering—LHD 4WD/LHD FWD.....	211-02	Powertrain Control Module (PCM)—D.....	303-14C
Power Steering—RHD 4WD/RHD FWD.....	211-02	Powertrain Control Module (PCM)—E.....	303-14C
		Powertrain Control Module (PCM) Relay.....	303-14B
		Pre DPF Exhaust Gas Temperature Sensor.....	303-14C
		Radio Frequency (RF) Receiver.....	501-14
		Rear Bumper.....	700-00
		Rear Door Latch.....	501-14
		Rear Door Latch Release Motor.....	501-14
		Rear Door Module (RDM).....	419-10
		Rear Door Speaker.....	415-01
		Rear Door Tweeter Speaker.....	415-01
		Rear Door Unlock Switch.....	501-14
		Rear Door Window Control Switch.....	501-11
		Rear Fog Lamp.....	417-01

Index PAGE 15 OF 16

Rear Fog Lamp.....	417-01	Reversing Lamp Switch.....	417-01
Rear Fog Lamp Relay.....	417-01	Reversing Lamp	
Rear Inner Parking Aid Sensor		Switch—A.....	417-01
LH/Center.....	413-13	Reversing Lamps—Vehicles	
Rear Inner Parking Aid Sensor		With: 5-Speed Automatic	
RH.....	413-13	Transaxle - AW55	
Rear Interior Lamp.....	417-02	AWD.....	417-01
Rear Interior Lamp.....	417-02	Reversing Lamps—Vehicles	
Rear Lamp Assembly		With: 6-Speed Automatic	
LH.....	417-01	Transaxle - 6DCT450	
Rear Lamp Assembly		AWD.....	417-01
RH.....	417-01	Reversing Lamps—Vehicles	
Rear Outer Parking Aid Sensor		With: 6-Speed Manual	
LH.....	413-13	Transaxle - M66 AWD/6-Speed	
Rear Outer Parking Aid Sensor		Manual Transaxle - MMT6	
RH.....	413-13	AWD/FWD.....	417-01
Rear Parking Aid		RHD 4WD.....	307-01B
Camera.....	413-13	Seat Occupant Sensor.....	501-10
Rear Parking Aid		Selector Lever	
Speaker.....	413-13	Assembly.....	307-05
Rear Passenger Power Outlet		Speed Control—LHD 4WD/LHD	
Socket.....	501-12	FWD.....	310-03
Rear Suspension LH Outer		Speed Control—RHD 4WD/RHD	
View.....	700-00	FWD.....	310-03
Rear Suspension RH Outer		Stage IV.....	303-04C
View.....	700-00	Stage IV.....	303-04E
Rear Turn Signal Lamp		Stage IV.....	303-06B
LH.....	417-01	Stage IV.....	303-07B
Rear Turn Signal Lamp		Stage IV.....	303-08B
RH.....	417-01	Stage IV.....	303-14B
Rear Under Floor View.....	700-00	Stage V.....	303-04D
Rear Wheel Speed Sensor		Stage V.....	303-04F
LH.....	206-09A	Stage V.....	303-06C
Rear Wheel Speed Sensor		Stage V.....	303-14C
LH.....	206-09C	Starter Motor.....	303-06A
Rear Wheel Speed Sensor		Starter Motor.....	303-06A
RH.....	206-09A	Starter Motor.....	303-06B
Rear Wheel Speed Sensor		Starter Motor.....	303-06B
RH.....	206-09C	Starter Motor.....	303-06B
Rear Window Wiper		Starter Motor.....	303-06C
Motor.....	501-16	Starter Relay.....	303-06A
Recirculation Blend Door		Starting System—LHD	
Actuator.....	412-01	4WD.....	303-06A
Recirculation Blend Door		Starting System—RHD	
Actuator.....	412-01	4WD.....	303-06A
Restraints Control Module		Starting System—LHD 4WD/LHD	
(RCM).....	501-20B	FWD.....	303-06C
Restraints Control Module		Starting System—RHD	
(RCM).....	501-20B	4WD/RHD FWD.....	303-06C
Reversing Lamp LH.....	417-01	Steering Angle Sensor.....	211-02
Reversing Lamp RH.....	417-01	Steering Angle Sensor.....	211-02

Index PAGE 16 OF 16

Steering Column Multifunction Switch.....	211-05	Windshield Heated Washer Jet LH.....	501-16
Steering Column Switches Front View.....	700-00	Windshield Heated Washer Jet RH.....	501-16
Steering Column Switches Rear View.....	700-00	Windshield Washer Pump.....	501-16
Stoplamp Switch.....	417-01	Windshield Wiper Motor.....	501-16
Sunload Sensor.....	412-01	Windshield Wiper/Washer Switch.....	501-16
Symbols Glossary.....	100-00	Wipers and Washers—Vehicles Without: Autowipers.....	501-16
Temperature Blend Door Actuator LH.....	412-01	Wipers and Washers—Vehicles With: Autowipers.....	501-16
Temperature Blend Door Actuator RH.....	412-01	Yaw Rate Sensor.....	206-09B
Throttle Body.....	303-04A	Yaw Rate Sensor.....	206-09C
Throttle Body—C.....	303-04D		
Throttle Position (TP) Sensor.....	303-14B		
Trailer Socket.....	417-01		
Transmission Control Switch (TCS).....	307-05		
Transmission Control Switch (TCS).....	307-05		
Transmission Control Unit.....	307-01A		
Transmission Control Unit.....	307-01B		
Turbocharger Boost Pressure Sensor.....	303-14B		
Turbocharger Variable Vane Actuator.....	303-04B		
Turbocharger Variable Vane Actuator.....	303-04F		
Turbocharger Variable Vane Position Sensor.....	303-04E		
Turbocharger Variable Vane Position Sensor.....	303-04F		
Turn Signal and Hazard Lamps.....	417-01		
Turn Signal and Hazard Lamps.....	417-01		
Upper Liftgate Ajar Switch.....	501-14		
Upper Liftgate Latch.....	501-14		
Vanity Mirror Lamp LH.....	417-02		
Vanity Mirror Lamp RH.....	417-02		
Wastegate Control Valve.....	303-04B		
Water-in-Fuel Sensor.....	310-01		
Water-in-Fuel Sensor—A.....	310-01		